

BUS 320: Concepts in Personal Finance

Dipali Buch

Folsom Lake College

This text is disseminated via the Open Education Resource (OER) LibreTexts Project (<https://LibreTexts.org>) and like the hundreds of other texts available within this powerful platform, it is freely available for reading, printing and "consuming." Most, but not all, pages in the library have licenses that may allow individuals to make changes, save, and print this book. Carefully consult the applicable license(s) before pursuing such effects.

Instructors can adopt existing LibreTexts texts or Remix them to quickly build course-specific resources to meet the needs of their students. Unlike traditional textbooks, LibreTexts' web based origins allow powerful integration of advanced features and new technologies to support learning.



The LibreTexts mission is to unite students, faculty and scholars in a cooperative effort to develop an easy-to-use online platform for the construction, customization, and dissemination of OER content to reduce the burdens of unreasonable textbook costs to our students and society. The LibreTexts project is a multi-institutional collaborative venture to develop the next generation of open-access texts to improve postsecondary education at all levels of higher learning by developing an Open Access Resource environment. The project currently consists of 14 independently operating and interconnected libraries that are constantly being optimized by students, faculty, and outside experts to supplant conventional paper-based books. These free textbook alternatives are organized within a central environment that is both vertically (from advance to basic level) and horizontally (across different fields) integrated.

The LibreTexts libraries are Powered by [NICE CXOne](#) and are supported by the Department of Education Open Textbook Pilot Project, the UC Davis Office of the Provost, the UC Davis Library, the California State University Affordable Learning Solutions Program, and Merlot. This material is based upon work supported by the National Science Foundation under Grant No. 1246120, 1525057, and 1413739.

Any opinions, findings, and conclusions or recommendations expressed in this material are those of the author(s) and do not necessarily reflect the views of the National Science Foundation nor the US Department of Education.

Have questions or comments? For information about adoptions or adaptations contact info@LibreTexts.org. More information on our activities can be found via Facebook (<https://facebook.com/Libretexts>), Twitter (<https://twitter.com/libretexts>), or our blog (<http://Blog.Libretexts.org>).

This text was compiled on 03/07/2025

TABLE OF CONTENTS

Licensing

1: Personal Financial Planning

- 1.1: Introduction
- 1.2: Individual or "Micro" Factors That Affect Financial Thinking
- 1.3: Systemic or "Macro" Factors That Affect Financial Thinking
- 1.4: The Planning Process
- 1.5: Financial Planning Professionals

2: Basic Ideas of Finance

- 2.1: Introduction
- 2.2: Income and Expenses
- 2.3: Assets
- 2.4: Debt and Equity
- 2.5: Income and Risk

3: Financial Statements

- 3.1: Introduction
- 3.2: Accounting and Financial Statements
- 3.3: Comparing and Analyzing Financial Statements
- 3.4: Accounting Software-An Overview

4: Your Own Situation

- 4.1: What is Money
- 4.2: Analyzing Your Current Financial Situation
- 4.3: Video- TED Wendy De La Rosa 10 Steps To Boost Your Financial Health

5: Financial Plans- Budgets

- 5.1: Introduction to Budgets
- 5.2: The Budget Process
- 5.3: Creating the Comprehensive Budget
- 5.4: The Cash Budget and Other Specialized Budgets
- 5.5: Budget Variances
- 5.6: Budgets, Financial Statements and Financial Decisions
- 5.7: Alternate Perspective
 - 5.7.1: Personal Budgeting
 - 5.7.1.1: Making a Budget
 - 5.7.1.2: Creating Your Budget
 - 5.7.1.3: Understanding College Costs
 - 5.7.1.4: Saving and Investing
 - 5.7.2: Budgets and Saving
 - 5.7.3: Video- Can't Stick to a Budget? Try these tweaks Instead

6: Taxes and Tax Planning

- 6.1: Introduction
- 6.2: Sources of Taxation and Kinds of Taxes
- 6.3: The U.S. Federal Income Tax Process
- 6.4: Record Keeping, Preparation, and Filing
- 6.5: Taxes and Financial Planning

7: Financial Management

- 7.1: Introduction
- 7.2: Your Own Money- Cash
- 7.3: Your Own Money- Savings
- 7.4: Other People's Money- Credit
- 7.5: Other People's Money- An Introduction to Debt
- 7.6: Alternate Perspectives
 - 7.6.1: Credit Reports
 - 7.6.1.1: Free Credit Reports
 - 7.6.1.2: Building a Better Credit Report
 - 7.6.2: Taxes
 - 7.6.2.1: After You've Filed Your Federal Taxes
 - 7.6.2.2: Business Tax Information
 - 7.6.2.3: Filing Your Federal Taxes
 - 7.6.2.4: Frequently Requested Tax Benefits
 - 7.6.2.5: Get Help with Your Taxes
 - 7.6.3: Credit Cards Auto Loans and Other Personal Debt
 - 7.6.4: Banks and Financial Institutions

8: Consumer Strategies

- 8.1: Introduction
- 8.2: Consumer Purchases
- 8.3: A Major Purchase- Buying a Car

9: Buying a Home

- 9.1: Introduction
- 9.2: Identify the Product and the Market
- 9.3: Identify the Financing
- 9.4: Purchasing and Owning Your Home
- 9.5: Alternate Perspectives
 - 9.5.1: Buying a Home
 - 9.5.2: Housing
 - 9.5.2.1: Buying a Home
 - 9.5.2.2: Mortgages
 - 9.5.2.3: Housing-Related Complaints
 - 9.5.3: Vehicles
 - 9.5.3.1: Buying a Car
 - 9.5.3.2: Buying a New Car

10: Personal Risk Management- Insurance

- 10.1: Introduction
- 10.2: Insuring Your Property
- 10.3: Insuring Your Health
- 10.4: Insuring Your Income
- 10.5: Alternate Perspectives
 - 10.5.1: Insurance- What do you need?

11: Personal Risk Management- Retirement and Estate Planning

- 11.1: Introduction
- 11.2: Retirement Planning- Projecting Needs
- 11.3: Retirement Planning- Ways to Save
- 11.4: Estate Planning
- 11.5: Alternate Perspectives
 - 11.5.1: Insurance
 - 11.5.1.1: Understanding Your Health Coverage
 - 11.5.1.2: Buying Insurance
 - 11.5.1.3: Personal Insurance
 - 11.5.1.4: Property Insurance
 - 11.5.2: Retirement
 - 11.5.2.1: Retirement
 - 11.5.2.2: Types of Retirement Plans
 - 11.5.3: Estate Planning
 - 11.5.3.1: Getting Your Affairs in Order
 - 11.5.3.2: Estate and Gift Taxes
 - 11.5.3.3: Planning Your Own Funeral
 - 11.5.3.4: Saving and Investing
 - 11.5.4: Saving for Retirement

12: Behavioral Finance and Market Behavior

- 12.1: Introduction
- 12.2: Investor Behavior
- 12.3: Market Behavior
- 12.4: Extreme Market Behavior
- 12.5: Behavioral Finance and Investment Strategies

13: Introduction to Investing

- 13.1: Introduction
- 13.2: Investment and Markets- A Brief Overview
- 13.3: Investment Planning
- 13.4: Measuring Return and Risk
- 13.5: Diversification- Return with Less Risk
- 13.6: Introduction- Investment Strategy
- 13.7: Investment Information
- 13.8: Investing and Trading
- 13.9: Ethics and Regulation
- 13.10: Investing Internationally- Risks and Regulations

14: Investment Options and Opportunities

- 14.1: Stocks Overview (Introduction)
- 14.2: Stocks and Stock Markets
- 14.3: Stock Value
- 14.4: Common Measures of Value
- 14.5: Equity Strategies
- 14.6: Bonds Overview (Introduction)
- 14.7: Bonds and Bond Markets
- 14.8: Bond Value
- 14.9: Bond Strategies
- 14.10: Mutual Funds, Real Estate, Collectibles Overview (Introduction)
- 14.11: Mutual Funds
- 14.12: Alternate Perspectives
 - 14.12.1: Bonds
 - 14.12.2: Saving and Investing
 - 14.12.3: Stocks
 - 14.12.4: Mutual Funds
 - 14.12.5: Video- How does the stock market work

15: Other Investment Options

- 15.1: Mutual Funds, Real Estate, Collectibles Overview (Introduction)
- 15.2: Mutual Funds
- 15.3: Real Estate Investments
- 15.4: Commodities and Collectibles
- 15.5: Alternate Perspectives
 - 15.5.1: Investing in Mutual Funds

16: Career Planning

- 16.1: Choosing a Job
- 16.2: Finding a Job
- 16.3: Leaving a Job

[Index](#)

[Glossary](#)

[Detailed Licensing](#)

[Detailed Licensing](#)

Licensing

A detailed breakdown of this resource's licensing can be found in [Back Matter/Detailed Licensing](#).

CHAPTER OVERVIEW

1: Personal Financial Planning

This chapter introduces four major themes:

- Financial decisions are individual-specific
- Financial decisions are economic decisions
- Financial decision making is a continuous process
- Professional advisors work for financial decision makers

These themes emphasize the idiosyncratic, systemic, and continuous nature of personal finance, putting decisions within the larger contexts of an entire lifetime and an economy.

[1.1: Introduction](#)

[1.2: Individual or "Micro" Factors That Affect Financial Thinking](#)

[1.3: Systemic or "Macro" Factors That Affect Financial Thinking](#)

[1.4: The Planning Process](#)

[1.5: Financial Planning Professionals](#)

This page titled [1: Personal Financial Planning](#) is shared under a [CC BY-NC-SA 3.0](#) license and was authored, remixed, and/or curated by [Anonymous](#) via [source content](#) that was edited to the style and standards of the LibreTexts platform.

1.1: Introduction

Bryon and Tomika are just one semester shy of graduating from a state college. Bryon is getting a degree in protective services and is thinking of going for certification as a fire protection engineer, which would cost an additional \$4,500. With his protective services degree, many other fields will be open to him as well—from first responder to game warden or correctional officer. Bryon will have to specialize immediately and wants a job in his state that comes with some occupational safety and a lot of job security.

Tomika is getting a Bachelor of Science degree in medical technology and hopes to parlay that into a job as a lab technician. She has interviews lined up at a nearby regional hospital and a local pharmaceutical firm. She hopes she gets the hospital job because it pays a little better and offers additional training on site. Both Bryon and Tomika will need additional training to have the jobs they want, and they are already in debt for their educations.

Tomika qualified for a Direct loan, and the federal government subsidizes her loan by paying the interest on it until six months after she graduates. She will owe about \$40,000 of principal plus interest at a fixed annual rate of 6.8 percent. Tomika plans to start working immediately after graduation and to take classes on the job or at night for as long as it takes to get the extra certification she needs. Unsubsidized, the extra training would cost about \$3,500. She presently earns about \$5,000 a year working weekends as a home health aide and could easily double that after she graduates. Tomika also qualified for a Pell grant of around \$5,000 each year she was a full-time student, which has paid for her rooms in an off-campus student co-op housing unit. Bryon also lives there, and that's how they met.

Bryon would like to get to a point in his life where he can propose marriage to Tomika and looks forward to being a family man one day. He was awarded a service scholarship from his hometown and received windfall money from his grandmother's estate after she died in his sophomore year. He also borrowed \$30,000 for five years at only 2.25 percent interest from his local bank through a family circle savings plan. He has been attending classes part-time year-round so he can work to earn money for college and living expenses. He earns about \$19,000 a year working for catering services. Bryon feels very strongly about repaying his relatives who have helped finance his education and also is willing to help Tomika pay off her Stafford loan after they marry.

Tomika has \$3,000 in U.S. Treasury Series EE savings bonds, which mature in two years and has managed to put aside \$600 in a savings account earmarked for clothes and gifts. Bryon has sunk all his savings into tuition and books, and his only other asset is his trusty old pickup truck, which has no liens and a trade-in value of \$3,900. For both Tomika and Bryon, having reliable transportation to their jobs is a concern. Tomika hopes to continue using public transportation to get to a new job after graduation. Both Bryon and Tomika are smart enough about money to have avoided getting into credit card debt. Each keeps only one major credit card and a debit card and with rare exceptions pays statements in full each month.

Bryon and Tomika will have to find new housing after they graduate. They could look for another cooperative housing opportunity or rent apartments, or they could get married now instead of waiting. Bryon also has a rent-free option of moving in temporarily with his brother. Tomika feels very strongly about saving money to buy a home and wants to wait until her career is well established before having a child. Tomika is concerned about getting good job benefits, especially medical insurance and family leave. Although still young, Bryon is concerned about being able to retire, the sooner the better, but he has no idea how that would be possible. He thinks he would enjoy running his own catering firm as a retirement business someday.

Tomika's starting salary as a lab technician will be about \$30,000, and as a fire protection engineer, Bryon would have a starting salary of about \$38,000. Both have the potential to double their salaries after fifteen years on the job, but they are worried about the economy. Their graduations are coinciding with a downturn. Aside from Tomika's savings bonds, she and Bryon are not in the investment market, although as soon as he can Bryon wants to invest in a diversified portfolio of money market funds that include corporate stocks and municipal bonds. Nevertheless, the state of the economy affects their situation. Money is tight and loans are hard to get, jobs are scarce and highly competitive, purchasing power and interest rates are rising, and pension plans and retirement funds are at risk of losing value. It's uncertain how long it will be before the trend reverses, so for the short term, they need to play it safe. What if they can't land the jobs they're preparing for?

Tomika and Bryon certainly have a lot of decisions to make, and some of those decisions have high-stakes consequences for their lives. In making those decisions, they will have to answer some questions, such as the following:

1. What individual or personal factors will affect Tomika's and Bryon's financial thinking and decision-making?
2. What are Bryon's best options for job specializations in protective services? What are Tomika's best options for job placement in the field of medical technology?
3. When should Bryon and Tomika invest in the additional job training each will need, and how can they finance that training?

4. How will Tomika pay off her college loan, and how much will it cost? How soon can she get out of debt?
5. How will Bryon repay his loan reflecting his family's investment in his education?
6. What are Tomika's short-term and long-term goals? What are Bryon's? If they marry, how well will their goals mesh or need to adjust?
7. What should they do about medical insurance and retirement needs?
8. What should they do about saving and investing?
9. What should they do about getting married and starting a family?
10. What should they do about buying a home and a car?
11. What is Bryon's present and projected income from all sources? What is Tomika's?
12. What is the tax liability on their present incomes as singles? What would their tax liability be on their future incomes if they filed jointly as a married couple?
13. What budget categories would you create for Tomika's and Bryon's expenses and expenditures over time?
14. How could Tomika and Bryon adjust their budgets to meet their short-term and long-term goals?
15. On the basis of your analysis and investigations, what five-year financial plan would you develop for Tomika and Bryon?
16. How will larger economic factors affect the decisions Bryon and Tomika make and the outcomes of those decisions?

You will make financial decisions all your life. Sometimes you can see those decisions coming and plan deliberately; sometimes, well, stuff happens, and you are faced with a more sudden decision. Personal financial planning is about making deliberate decisions that allow you to get closer to your goals or sudden decisions that allow you to stay on track, even when things take an unexpected turn.

The idea of personal financial planning is really no different from the idea of planning most anything: you figure out where you'd like to be, where you are, and how to go from here to there. The process is complicated by the number of factors to consider, by their complex relationships with each other, and by the profound nature of these decisions, because how you finance your life will, to a large extent, determine the life that you live. The process is also, often enormously, complicated by risk: you are often making decisions with plenty of information, but little certainty or even predictability.

Personal financial planning is a lifelong process. Your time horizon is as long as can be—until the very end of your life—and during that time your circumstances will change in predictable and unpredictable ways. A financial plan has to be re-evaluated, adjusted, and re-adjusted. It has to be flexible enough to be responsive to unanticipated needs and desires, robust enough to advance toward goals, and all the while be able to protect from unimagined risks.

One of the most critical resources in the planning process is information. We live in a world awash in information—and no shortage of advice—but to use that information well you have to understand what it is telling you, why it matters, where it comes from, and how to use it in the planning process. You need to be able to put that information in context before you can use it wisely. That context includes factors in your individual situation that affect your financial thinking and factors in the wider economy that affect your financial decision-making.

This page titled [1.1: Introduction](#) is shared under a [CC BY-NC-SA 3.0](#) license and was authored, remixed, and/or curated by [Anonymous](#) via [source content](#) that was edited to the style and standards of the LibreTexts platform.

1.2: Individual or "Micro" Factors That Affect Financial Thinking

Learning Objectives

1. List individual factors that strongly influence financial thinking.
2. Discuss how income, income needs, risk tolerance, and wealth are affected by individual factors.
3. Explain how life stages affect financial decision making.
4. Summarize the basis of sound financial planning.

The circumstances or characteristics of your life influence your financial concerns and plans. What you want and need – and how and to what extent you want to protect the satisfaction of your wants and needs – all depend on how you live and how you'd like to live in the future. While everyone is different, there are common circumstances of life that affect personal financial concerns and thus affect everyone's financial planning. Factors that affect personal financial concerns are family structure, health, career choices, and age.

Family Structure

Marital status and dependents, such as children, parents, or siblings, determine whether you are planning only for yourself or for yourself and others. If you have a spouse or dependents, you have a financial responsibility to someone else, and that includes a responsibility to include them in your financial thinking. You may expect the dependence of a family member to end at some point, as with children or elderly parents, or you may have lifelong responsibilities to and for another person.

Partners and dependents affect your financial planning as you seek to provide for them, such as paying for children's education. Parents typically want to protect or improve the quality of life for their children and may choose to limit their own fulfillment to achieve that end.

Providing for others increases income needs. Being responsible for others also affects your attitudes toward and tolerance of risk. Typically, both the willingness and ability to assume risk diminishes with dependents, and a desire for more financial protection grows. People often seek protection for their income or assets even past their own lifetimes to ensure the continued well-being of partners and dependents. An example is a life insurance policy naming a spouse or dependents as beneficiaries.

Health

Your health is another defining circumstance that will affect your expected income needs and risk tolerance and thus your personal financial planning. Personal financial planning should include some protection against the risk of chronic illness, accident, or long-term disability and some provision for short-term events, such as pregnancy and birth. If your health limits your earnings or ability to work or adds significantly to your expenditures, your income needs may increase. The need to protect yourself against further limitations or increased costs may also increase. At the same time your tolerance for risk may decrease, further affecting your financial decisions.

Career Choice

Your career choices affect your financial planning, especially through educational requirements, income potential, and characteristics of the occupation or profession you choose. Careers have different hours, pay, benefits, risk factors, and patterns of advancement over time. Thus, your financial planning will reflect the realities of being a postal worker, professional athlete, commissioned sales representative, corporate lawyer, freelance photographer, librarian, building contractor, tax preparer, professor, Web site designer, and so on. For example, the careers of most athletes end before middle age, have higher risk of injury, and command steady, higher-than-average incomes, while the careers of most sales representatives last longer with greater risk of unpredictable income fluctuations. Table 1.2.1 displays data from <https://www.bls.gov/ooh/most-new-jobs.htm> (accessed July 7, 2024), and compares the median salaries of several careers.

Table 1.2.1 : Median Salary Comparisons by Profession.

Profession	2023 Median Salary
Financial managers	\$ 156,100
Lawyers	\$ 145,760

Profession	2023 Median Salary
Software Developers	\$ 132,270
Management analysts	\$ 99,410
Accountants and auditors	\$ 79,880
Market research analysts and marketing specialists	\$ 74,680
Construction laborers	\$ 45,300
Medical assistants	\$ 42,000
Stock and order fillers	\$ 36,390
Cooks, restaurant	\$ 35,780
Home health and personal care aides	\$ 33,530

Most people begin their independent financial lives by selling their labor to create an income by working. Over time they may choose to change careers, develop additional sources of concurrent income, move between employment and self-employment, or become unemployed or reemployed. Along with career choices, all these changes affect personal financial management and planning.

Age

Needs, desires, values, and priorities all change over a lifetime, and financial concerns change accordingly. Ideally, personal finance is a process of management and planning that anticipates or keeps abreast with changes. Although everyone is different, some financial concerns are common to the different stages of adult life. Analysis of **life stages** is part of financial planning.

At the beginning of your adult life, you are more likely to have no dependents, little if any accumulated wealth, and few **assets**. (Assets are resources that can be used to create income, decrease expenses, or store wealth as an investment.) As a young adult you also are likely to have comparatively small income needs, especially if you are providing only for yourself. Your employment income is probably your primary or sole source of income. Having no one and almost nothing to protect, your willingness to assume risk is usually high. At this point in your life, you are focused on developing your career and increasing your earned income. Any investments you may have are geared toward growth.

As your career progresses, income increases but so does spending. Lifestyle expectations increase. If you now have a spouse and dependents and elderly parents to look after, you have additional needs to manage. In middle adulthood you may also be acquiring more assets, such as a house, a retirement account, or an inheritance.

As income, spending, and asset base grow, ability to assume risk grows, but willingness to do so typically decreases. Now you have things that need protection: dependents and assets. As you age, you realize that *you* require more protection. You may want to stop working one day, or you may suffer a decline in health. As an older adult you may want to create alternative sources of income, perhaps a retirement fund, as insurance against a loss of employment or income. Table 1.2.2 suggests the effects of life stages on financial decision making.

Table 1.2.2 : Financial Decisions Related to Life Stages

	Young Adulthood	Middle Adulthood	Older Adulthood	Retirement
Source of Income	Wages	Wages/ Investment	Wages/ Investment	Investment
Asset Base	None	Accumulating	Growing	Using up
Expenses	Low	Growing	Growing	Low
Risk: Ability	Low	Higher	Higher	High
Risk: Willingness	High	Lower	Lower	Low

Early and middle adulthood are periods of building up: building a family, building a career, increasing earned income, and accumulating assets. Spending needs increase, but so do investments and alternative sources of income.

Later adulthood is a period of spending down. There is less reliance on earned income and more on the accumulated wealth of assets and investments. You are likely to be without dependents, as your children have grown up or your parents passed on, and so without the responsibility of providing for them, your expenses are lower. You are likely to have more leisure time, especially after retirement.

Without dependents, spending needs decrease. On the other hand, you may feel free to finally indulge in those things that you've "always wanted." There are no longer dependents to protect, but assets demand even more protection as, without employment, they are your only source of income. Typically, your ability to assume risk is high because of your accumulated assets, but your willingness to assume risk is low, as you are now dependent on those assets for income. As a result, risk tolerance decreases: you are less concerned with increasing wealth than you are with protecting it.

Effective financial planning depends largely on an awareness of how your current and future stages in life may influence your financial decisions.

Summary

- Personal circumstances that influence financial thinking include family structure, health, career choice, and age.
- Family structure and health affect income needs and risk tolerance.
- Career choice affects income and wealth or asset accumulation.
- Age and stage of life affect sources of income, asset accumulation, spending needs, and risk tolerance.
- Sound personal financial planning is based on a thorough understanding of your personal circumstances and goals.

Exercises

1. Create a personal financial journal to keep a written record of observations and insights about your financial thinking and behavior^[1]. You may be surprised at what you discover. In the process, consider how the information in this text specifically relates to your observations and insights. Reading this chapter, for example, identify and describe your current life stage. How does your current age or life stage affect your financial thinking and behavior? To what extent and in what ways does your financial thinking anticipate your next stage of life? What financial goals are you aware of that you have set? How are your current experiences informing your financial planning for the future?
2. Continue your personal financial journal by describing how other micro factors, such as your present family structure, health, career choices, and other individual factors, are affecting your financial planning.
3. Consider the age range for your stage of life and read [What To Know About Life Cycle Financial Planning](#). According to the articles on this page, what should be your top priorities in financial planning right now? Read the articles on the next life stage. How are your financial planning priorities likely to change?

^[1] There are many types of personal financial journaling. Review [How Journaling for Personal Finance Can Help You Manage Money](https://journaling.com/journaling-for-personal-finance/) (<https://journaling.com/journaling-for-personal-finance/>) for an overview.

This page titled [1.2: Individual or "Micro" Factors That Affect Financial Thinking](#) is shared under a [CC BY-NC-SA 3.0](#) license and was authored, remixed, and/or curated by [Anonymous](#) via [source content](#) that was edited to the style and standards of the LibreTexts platform.

1.3: Systemic or "Macro" Factors That Affect Financial Thinking

Learning Objectives

1. Identify the systemic or macro factors that affect personal financial planning.
2. Describe the impact of inflation or deflation on disposable income.
3. Describe the effect of rising unemployment on disposable income.
4. Explain how economic indicators can have an impact on personal finances.

Financial planning has to take into account conditions in the wider economy and in the markets that make up the economy. The **labor market**, for example, is where labor is traded through hiring or employment. Workers compete for jobs and employers compete for workers. In the **capital market**, capital (cash or assets) is traded, most commonly in the form of stocks and bonds (along with other ways to package capital). In the **credit market**, a part of the capital market, capital is loaned and borrowed rather than bought and sold. These and other markets exist in a dynamic economic environment, and those environmental realities are part of sound financial planning.

In the long term, history has proven that an economy can grow over time, that investments can earn returns, and that the value of currency can remain relatively stable. In the short term, however, that is not continuously true. Contrary or unsettled periods can upset financial plans, especially if they last long enough or happen at just the wrong time in your life. Understanding large-scale economic patterns and factors that indicate the health of an economy can help you make better financial decisions. These systemic factors include, for example, business cycles and employment rates.

Business Cycles

An economy tends to be productive enough to provide for the wants of its members. Normally, economic output increases as the population increases or as people's expectations grow. An economy's output or productivity is measured by its **gross domestic product** or GDP, the value of what is produced in a period. When the GDP is increasing, the economy is in an expansion, and when it is decreasing, the economy is in a contraction. An economy that contracts for half a year is said to be in **recession**; a prolonged recession is a **depression**. The GDP is a closely watched barometer of the economy (see Figure 1.3.1).

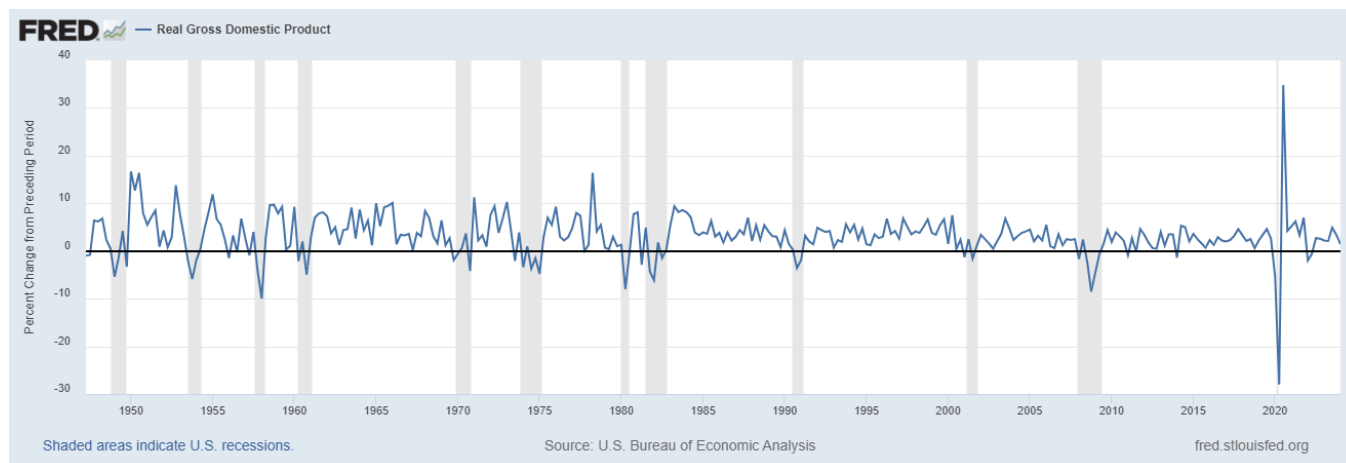


Figure 1.3.1 : GDP Percent Change^[1]

Over time, the economy tends to be cyclical, usually expanding but sometimes contracting. This is called the **business cycle**. Periods of contraction are generally seen as market corrections, or the market regaining its equilibrium, after periods of growth. Growth is never perfectly smooth, so sometimes certain markets become unbalanced and need to correct themselves. Over time, the periods of contraction seem to have become less frequent, as you can see in Figure 1.4. The business cycles still occur nevertheless.

There are many metaphors to describe the cyclical nature of market economies: "peaks and troughs," "boom and bust," "growth and contraction," "expansion and correction," and so on. While each cycle is born in a unique combination of circumstances, cycles occur because things change and upset economic equilibrium. That is, events change the balance between supply and demand in the economy overall. Sometimes demand grows too fast and supply can't keep up, and sometimes supply grows too fast for

demand. There are many reasons that this could happen, but whatever the reasons, buyers and sellers react to this imbalance, which then creates a change.

Employment Rate

An economy produces not just goods and services to satisfy its members but also jobs, because most people participate in the market economy by trading their labor, and most rely on wages as their primary source of income. The economy therefore must provide opportunities to earn wages so more people can participate in the economy through the market. Otherwise, more people must be provided for in some other way, such as a private or public subsidy (charity or welfare).

The **unemployment rate** is a measure of an economy's shortcomings because it shows the proportion of people who want to work but don't because the economy cannot provide them jobs. There is always some so-called natural rate of unemployment as people move in and out of the workforce as the circumstances of their lives change—for example, as they retrain for a new career or take time out for family. But natural unemployment should be consistently low and not affect the productivity of the economy.

Unemployment also shows that the economy is not efficient, because it is not able to put all its productive human resources to work.

The **employment rate**, or the participation rate of the labor force, shows how successful an economy is at creating opportunities to sell labor and efficiently using its human resources. A healthy market economy uses its labor productively, is productive, and provides employment opportunities as well as consumer satisfaction through its markets. Table 1.3.2 shows the relationship between GDP and unemployment and each stage of the business cycle.

Table 1.3.2 : Cyclical Economic Effects

	Boom	Expansion	Recession	Depression
Rate of GDP Increase	Unsustainably High	Positive	Negative	Unsustainably Low
Rate of Unemployment	Unsustainably Low	"Natural" or Minimal	Higher	Unsustainably High

At either end of this scale of growth, the economy is in an unsustainable position: either growing too fast, with too much demand for labor or shrinking, with too little demand for labor.

If there is too much demand for labor—more jobs than workers to fill them—then wages will rise, pushing up the cost of everything and causing prices to rise. Prices usually rise faster than wages, for many reasons, which would discourage consumption that would eventually discourage production and cause the economy to slow down from its "boom" condition into a more manageable rate of growth.

If there is too little demand for labor—more workers than jobs—then wages will fall or, more typically, there will be people without jobs or unemployment. If wages become low enough, employers theoretically will be encouraged to hire more labor, which would bring employment levels back up. However, it doesn't always work that way, because people have job mobility—they are willing and able to move between economies to seek employment.

If unemployment is high and prolonged, then too many people are without wages for too long, and they are not able to participate in the economy because they have nothing to trade. In that case, the market economy is just not working for too many people, and they will eventually demand a change (which is how most revolutions have started).

Other Indicators of Economic Health

Other economic indicators give us clues as to how "successful" our economy is, how well it is growing, or how well positioned it is for future growth. These indicators include statistics, such as the number of houses being built or existing home sales, orders for durable goods (e.g., appliances and automobiles), consumer confidence, producer prices, and so on. However, GDP growth and unemployment are the two most closely watched indicators, because they get at the heart of what our economy is supposed to accomplish: to provide diverse opportunities for the most people to participate in the economy, to create jobs, and to satisfy the consumption needs of the most people by enabling them to get what they want.

An expanding and healthy economy will offer more choices to participants: more choices for trading labor and for trading capital. It offers more opportunities to earn a return or an income and therefore also offers more diversification and less risk.

Naturally, everyone would rather operate in a healthier economy at all times, but this is not always possible. Financial planning must include planning for the risk that economic factors will affect financial realities. A recession may increase unemployment, lowering the return on labor—wages—or making it harder to anticipate an increase in income. Wage income could be lost altogether. Such temporary involuntary loss of wage income probably will happen to you during your lifetime, as you inevitably will endure economic cycles.

A hedge against lost wages is an investment to create other forms of income. In a period of economic contraction, however, the usefulness of capital, and thus its value, may decline as well. Some businesses and industries are considered immune to economic cycles (e.g., public education and health care), but overall, investment returns may suffer. Thus, during your lifetime business cycles will likely affect your participation in the capital markets as well.

Currency Value

Stable currency value is another important indicator of a healthy economy and a critical element in financial planning. Like anything else, the value of a currency is based on its usefulness. We use currency as a medium of exchange, so the value of a currency is based on how it can be used in trade, which in turn is based on what is produced in the economy. If an economy produces little that anyone wants, then its currency has little value relative to other currencies, because there is little use for it in trade. So a currency's value is an indicator of how productive an economy is.

A currency's usefulness is based on what it can buy, or its **purchasing power**. The more a currency can buy, the more useful and valuable it is. When prices rise or when things cost more, purchasing power decreases; the currency buys less and its value decreases.

When the value of a currency decreases, an economy has **inflation**. Its currency has less value because it is less useful; that is, less can be bought with it. Prices are rising. It takes more units of currency to buy the same amount of goods. When the value of a currency increases, on the other hand, an economy has **deflation**. Prices are falling; the currency is worth more and buys more.

For example, say you can buy five video games for \$20. Each game is worth \$4, or each dollar buys $\frac{1}{4}$ of a game. Then we have inflation, and prices—including the price of video games—rise. A year later you want to buy games, but now your \$20 only buys two games. Each one costs \$10, or each dollar only buys one-tenth of a game. Rising prices have eroded the purchasing power of your dollars.

If there is deflation, prices fall, so maybe a year later you could buy ten video games with your same \$20. Now each game costs only \$2, and each dollar buys half a game. The same amount of currency buys more games: its purchasing power has increased, as has its usefulness and its value (Figure 1.3.3).

Table 1.3.3 : Dynamics of Currency Value

	Inflation	Deflation
Prices	Rise	Fall
Purchasing Power	Decreases	Increases
Currency Value	Falls	Rises

Inflation is most commonly measured by the **consumer price index** (CPI), an index created and tracked by the federal government. It measures the average nationwide prices of a "basket" of goods and services purchased by the average consumer. It is an accepted way of tracking rising or falling price levels, indicative of inflation or deflation. Figure 1.3.4 shows the percent change in the consumer price index as a measure of inflation during the period from 1965 to 2020.

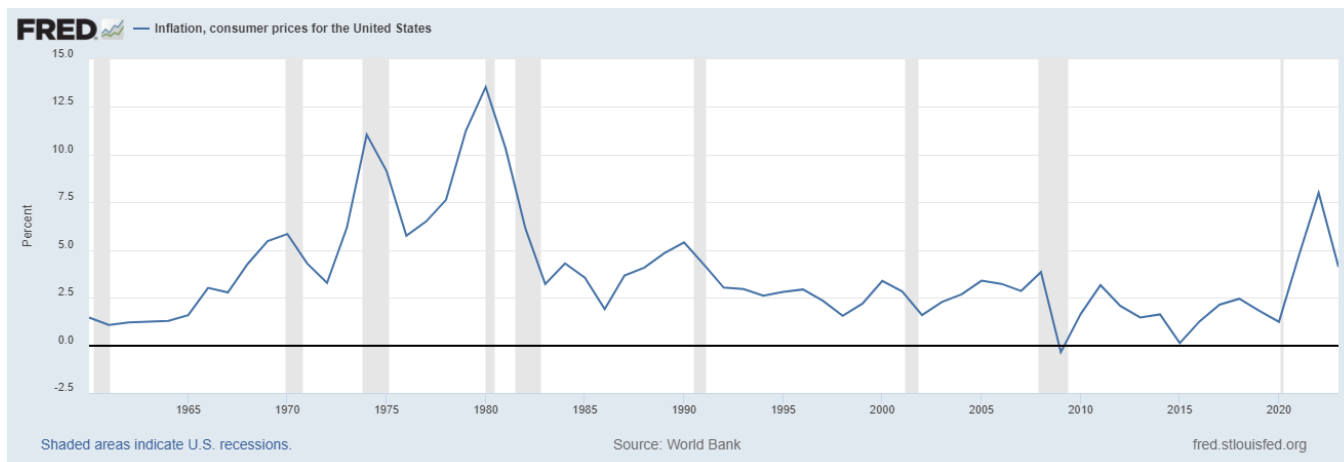


Figure 1.3.4 : Inflation, 1965-2020.^[2]

Currency instabilities can also affect investment values, because the dollars that investments return don't have the same value as the dollars that the investment was expected to return. Say you lend \$100 to your sister, who is supposed to pay you back one year from now. There is inflation, so over the next year, the value of the dollar decreases (it buys less as prices rise). Your sister does indeed pay you back on time, but now the \$100 that she gives back to you is worth less (because it buys less) than the \$100 you gave her. Your investment, although nominally returned, has lost value: you have your \$100 back, but you can't do as much with it; it is less useful.

If the value of currency—the units in which wealth is measured and stored—is unstable, then investment returns are harder to predict. In those circumstances, investment involves more risk. Both inflation and deflation are currency instabilities that are troublesome for an economy and also for the financial planning process. An unstable currency affects the value or purchasing power of income. Price changes affect consumption decisions, and changes in currency value affect investing decisions.

It is human nature to assume that things will stay the same, but financial planning must include the assumption that over a lifetime you will encounter and endure economic cycles. You should try to anticipate the risks of an economic downturn and the possible loss of wage income and/or investment income. At the same time, you should not assume or rely on the windfalls of an economic expansion.

Summary

- Business cycles include periods of expansion and contraction (including recessions), as measured by the economy's productivity (gross domestic product).
- An economy is in an unsustainable situation when it grows too fast or too slowly, as each situation causes too much stress in the economy's markets.
- In addition to GDP, measures of the health of an economy include
 - the rates of employment and unemployment,
 - the value of currency (the consumer price index).
- Financial planning should take into account the fact that periods of inflation or deflation change the value of currency, affecting purchasing power and investment values.
- Thus, personal financial planning should take into account
 - business cycles,
 - changes in the economy's productivity,
 - changes in the currency value,
 - changes in other economic indicators.

? Exercises

1. Review the [Business Cycle Dating chart published by the National Bureau of Economic Research](#). The chart shows business cycles in the United States and their durations starting in 1948. What patterns and trends do you see in these historical data? Which years saw the longest recessions? How can you tell that the U.S. economy has tended to become

more stable over the decades?

2. Record in your personal financial journal the macroeconomic factors that are influencing your financial thinking and behavior today. What are some specific examples? How have large-scale economic changes or cycles, such as the pandemic or high inflation of 2022-2024, affected your financial planning and decision-making?
3. How does the health of the economy affect your financial health? How healthy is the U.S. economy right now? On what measures do you base your judgments? How will your appreciation of the big picture help you in planning for your future?
4. How do business cycles and the health of the economy affect the value of your labor? In terms of supply and demand, what are the optimal conditions in which to sell your labor? How might further education increase your mobility in the labor market (the value of your labor)?
5. Brainstorm with others taking this course on effective personal financial strategies for
 1. protecting against recession,
 2. hedging against inflation,
 3. mitigating the effects of deflation,
 4. taking realistic advantage of periods of expansion.

^[1] Based on data from the Bureau of Economic Analysis, U.S. Department of Commerce, [St. Louis Fed](https://fred.stlouisfed.org/series/A191RL1Q225SBEA#) (fred.stlouisfed.org/series/A191RL1Q225SBEA#)

^[2] Based on data from the World Bank, [U.S. Inflation 1965 - 2020](https://fred.stlouisfed.org/series/FPCPITOTLZGUSA#) (fred.stlouisfed.org/series/FPCPITOTLZGUSA#)

This page titled [1.3: Systemic or "Macro" Factors That Affect Financial Thinking](#) is shared under a [CC BY-NC-SA 3.0](#) license and was authored, remixed, and/or curated by [Anonymous](#) via [source content](#) that was edited to the style and standards of the LibreTexts platform.

1.4: The Planning Process

Learning Objectives

1. Trace the steps of the financial planning process and explain why that process needs to be repeated over time.
2. Characterize effective goals and differentiate goals in terms of timing.
3. Explain and illustrate the relationships among costs, benefits, and risks.
4. Analyze cases of financial decision making by applying the planning process.

A **financial planning process** involves figuring out where you are, where you'd like to be, and how to go from here to there. More formally, a financial planning process means the following:

- Defining goals
- Assessing the current situation
- Identifying choices
- Evaluating choices
- Choosing
- Assessing the resulting situation
- Redefining goals
- Identifying new choices
- Evaluating new choices
- Choosing
- Assessing the resulting situation over and over again

Personal circumstances change, and the economy changes, so your plans must be flexible enough to adapt to those changes, yet be steady enough to eventually achieve long-term goals. You must be constantly alert to those changes but "have a strong foundation when the winds of change shift." "Forever Young," music and lyrics by Bob Dylan.

Defining Goals

Figuring out where you want to go is a process of defining goals. You have shorter-term (1-2 years), intermediate (2-10 years), and longer-term goals that are quite realistic and goals that are more wishful. Setting goals is a skill that usually improves with experience. According to a popular model, to be truly useful goals must be Specific, Measurable, Attainable, Realistic, and Timely (S.M.A.R.T.). Goals change over time, and certainly over a lifetime. Whatever your goals, however, life is complicated and risky, and having a plan and a method to reach your goals increases the odds of doing so.

For example, after graduating from college, Alice has an immediate focus on earning income to provide for living expenses and debt (student loan) obligations. Within the next decade, she foresees having a family; if so, she will want to purchase a house and perhaps start saving for her children's educations. Her income will have to provide for her increased expenses and also generate a surplus that can be saved to accumulate these assets.

In the long term, she will want to be able to retire and derive all her income from her accumulated assets, and perhaps travel around the world in a sailboat. She will have to have accumulated enough assets to provide for her retirement income and for the travel. Table 1.4.1 shows the relationship between timing, goals, and sources of income.

Table 1.4.1 : Timing, Goals, and Income

	Goals	Income Source
Short Term	Reduce Debt	Wages/Salary
Intermediate	Accumulate Assets	Wages/Salary
Long Term	Create Retirement Income	Investment

Alice's income will be used to meet her goals, so it's important for her to understand where her income will be coming from and how it will help in achieving her goals. She needs to assess her current situation.

Assessing the Current Situation

Figuring out where you are or assessing the current situation involves understanding what your present situation is and the choices that it creates. There may be many choices, but you want to identify those that will be most useful in reaching your goals.

Assessing the current situation is a matter of organizing personal financial information into summaries that can clearly show different and important aspects of financial life—your assets, debts, incomes, and expenses. These numbers are expressed in financial statements—in an income statement, balance sheet, and cash flow statement (topics discussed in Chapter 3). Businesses also use these three types of statements in their financial planning.

For now, we can assess Alice's simple situation by identifying her assets and debts and by listing her annual incomes and expenses. That will show if she can expect a budget surplus or deficit, but more important, it will show how possible her goals are and whether she is making progress toward them. Even a ballpark assessment of the current situation can be illuminating.

Alice's assets may be a car worth about \$5,000 and a savings account with a balance of \$250. Debts include a student loan with a balance of \$53,000 and a car loan with a balance of \$2,700; these are shown in Table 1.4.2 .

Table 1.4.2 : Alice's Financial Situation

Assets		Debt	
Car	\$ 5,000	Car Loan	\$ 2,700
Savings	\$ 250	Student Loan	\$ 53,000
Total	\$ 5,250	Total	\$ 55,700

Her annual disposable income (after-tax income or take-home pay) may be \$35,720, and annual expenses are expected to be \$10,800 for rent and \$14,400 for living expenses—food, gas, entertainment, clothing, and so on. Her annual loan payments are \$2,400 for the car loan and \$7,720 for the student loan, as shown in Table 1.4.3 .

Table 1.4.3 : Alice's Income and Expenses

Income & Expenses	Value
After tax Income	\$ 35,720
Rent	\$ 10,800
Living expenses	\$ 14,400
Remaining for debt reduction and savings	\$ 10,520
Student loan payments	\$ 7,720
Car loan payments	\$ 2,400
Remaining for savings	\$ 400

Alice will have an annual budget surplus of just \$400 (income = \$35,720 – \$35,320 [total expenses + loan repayments]). She will be achieving her short-term goal of reducing debt, but with a small annual budget surplus, it will be difficult for her to begin to achieve her goal of accumulating assets.

To reach that intermediate goal, she will have to increase income or decrease expenses to create more of an annual surplus. When her car loan is paid off next year, she hopes to buy another car, but she will have at most only \$650 (250 + 400) in savings for a down payment for the car, and that assumes she can save all her surplus. When her student loans are paid off in about five years, she will no longer have student loan payments, and that will increase her surplus significantly (by \$7,720 per year) and allow her to put that money toward asset accumulation.

Alice's long-term goals also depend on her ability to accumulate productive assets, as she wants to be able to quit working and live on the income from her assets in retirement. Alice is making progress toward meeting her short-term goals of reducing debt, which she must do before being able to work toward her intermediate and long-term goals. Until she reduces her debt, which would reduce her expenses and increase her income, she will not make progress toward her intermediate and long-term goals.

Assessing her current situation allows Alice to see that she has to delay accumulating assets until she can reduce expenses by reducing debt (and thus her student loan payments). She is now reducing debt, and as she continues to do so, her financial situation will begin to look different, and new choices will be available to her.

Alice learned about her current situation from two simple lists: one of her assets and debts and the other of her income and expenses. Even in this simple example it is clear that the process of articulating the current situation can put information into a very useful context. It can reveal the critical paths to achieving goals.

Evaluating Alternatives and Making Choices

Figuring out how to go from here to there is a process of identifying immediate choices and longer-term strategies or series of choices. To do this, you have to be realistic and yet imaginative about your current situation to see the choices it presents and the future choices that current choices may create. The characteristics of your living situation—family structure, age, career choice, health—and the larger context of the economic environment will affect or define the relative value of your choices.

After you have identified alternatives, you evaluate each one. The obvious things to look for and assess are its costs and benefits, but you also want to think about its risks, where it will leave you, and how well positioned it will leave you to make the next decision. You want to have as many choices as you can at any point in the process, and you want your choices to be well diversified. That way, you can choose with an understanding of how this choice will affect the next choices and the next. The further along in the process you can think, the better you can plan.

In her current situation, Alice is reducing debt, so one choice would be to continue. She could begin to accumulate assets sooner, and thus perhaps more of them, if she could reduce expenses to create more of a budget surplus. Alice looks over her expenses and decides she really can't reduce them by much. She decides that the alternative of reducing expenses is not feasible. She could however, increase income. She has two choices: work a second job or go to Las Vegas to play poker.

Alice could work a second, part-time job that would increase her after-tax income but leave her more tired and with less time for other interests. The economy is in a bit of a slump too—unemployment is up a bit—so her second job probably wouldn't pay much. She could go to Vegas and win big, with the cost of the trip as her only expense. To evaluate her alternatives, Alice needs to calculate the benefits and costs of each (Table 1.4.4).

Table 1.4.4 : Alice's Choices: Benefits and Costs

Choices	Benefit	Explicit Cost	Implicit Cost
Continue	Reduce debt	None	None
Second Job	Reduce debt and increase surplus a little (more income)	None	Give up leisure pursuits
Vegas	Eliminate debt and increase surplus a lot (no debt payments)	Airfare and hotel in Vegas	Risk of increased deficit and debt

Laying out Alice's choices in this way shows their consequences more clearly. The alternative with the biggest benefit is the trip to Vegas, but that also has the biggest cost because it has the biggest risk: if she loses, she could have even more debt. That would put her further from her goal of beginning to accumulate assets, which would have to be postponed until she could eliminate that new debt as well as her existing debt.

Thus, she would have to increase her income and decrease her expenses. Simply continuing as she does now would no longer be an option because the new debt increases her expenses and creates a budget deficit. Her only remaining alternative to increase income would be to take the second job that she had initially rejected because of its implicit cost. She would probably have to reduce expenses as well, an idea she initially rejected as not even being a reasonable choice. Thus, the risk of the Vegas option is that it could force her to "choose" alternatives that she had initially rejected as too costly (see Figure 1.4.5).



Figure 1.4.5 : Considering Risk in Alice's Choice

The Vegas option becomes least desirable when its risk is included in the calculations of its costs, especially as they compare with its benefits.

Its obvious risk is that Alice will lose wealth, but its even costlier risk is that it will limit her future choices. Without including risk as a cost, the Vegas option looks attractive, which is, of course, why Vegas exists. But when risk is included, and when the decision involves thinking strategically not only about immediate consequences but also about the choices it will preserve or eliminate, that option can be seen in a very different light (Table 1.4.6).

Table 1.4.6 : Alice's Choices: Benefits and More Costs

Choices	Benefit	Explicit Cost	Implicit Cost	Strategic Cost
Continue	Reduce debt	None	None	Preserves alternatives
Second Job	Reduce debt and increase surplus a little (more income)	None	Give up leisure pursuits	Preserves alternatives
Vegas	Eliminate debt and increase surplus a lot (no debt payments)	Airfare and hotel in Vegas	Risk of increased deficit and debt	Eliminate alternatives

You may sometimes choose an alternative with less apparent benefit than another but also with less risk. You may sometimes choose an alternative that provides less immediate benefit but more choices later. Risk itself is a cost, and choice a benefit, and they should be included in your assessment.

Summary

- Financial planning is a recursive process that involves
 - defining goals,
 - assessing the current situation,
 - identifying choices,
 - evaluating choices,
 - choosing.
- Choosing further involves assessing the resulting situation, redefining goals, identifying new choices, evaluating new choices, and so on.
- Goals are shaped by current and expected circumstances, family structure, career, health, and larger economic forces.
- Depending on the factors shaping them, goals are short-term, intermediate, and long-term.
- Choices will allow faster or slower progress toward goals and may digress or regress from goals; goals can be eliminated.
- You should evaluate your feasible choices by calculating the benefits, explicit costs, implicit costs, and the strategic costs of each one.

? Exercises

1. Assess and summarize your current financial situation. What measures are you using to describe where you are? Your assessment should include an appreciation of your financial assets, debts, incomes, and expenses.
2. Use the S.M.A.R.T. planning model and information in this section to evaluate Alice's goals. Write your answers in your financial planning journal and discuss your evaluations with classmates.
 1. Pay off student loan
 2. Buy a house and save for children's education
 3. Accumulate assets
 4. Retire
 5. Travel around the world in a sailboat
3. Identify and prioritize your immediate, short-term, and long-term goals at this time in your life. Why will you need different strategies to achieve these goals? For each goal identify a range of alternatives for achieving it. How will you evaluate each alternative before making a decision?
4. In your personal financial journal record specific examples of your use of the following kinds of strategies in making financial decisions:
 1. Weigh costs and benefits
 2. Respond to incentives
 3. Learn from experience
 4. Avoid a feared consequence or loss
 5. Avoid risk
 6. Throw caution to the wind
5. On average, would you rate yourself as more of a rational than non-rational financial decision maker?

This page titled [1.4: The Planning Process](#) is shared under a [CC BY-NC-SA 3.0](#) license and was authored, remixed, and/or curated by [Anonymous](#) via [source content](#) that was edited to the style and standards of the LibreTexts platform.

1.5: Financial Planning Professionals

Learning Objectives

- Identify the professions of financial advisors.
- Discuss how training and compensation may affect your choice of advisor.
- Describe the differences between objective and subjective advice and how that may affect your choice of advisor.
- Discuss how the kind of advice you need may affect your choice of advisor.

Even after reading this book, or perhaps especially after reading this book, you may want some help from a professional who specializes in financial planning. As with any professional that you go to for advice, you want expertise to help make your decisions, but in the end, you are the one who will certainly have to live with the consequences of your decisions, and you should make your own decisions.

There are a multitude of **financial advisors** to help with financial planning, such as accountants, investment advisors, tax advisors, estate planners, or insurance agents. They have different kinds of training and qualifications, different educations and backgrounds, and different approaches to financial planning. To have a set of initials after their name, all have met educational and professional experience requirements and have passed exams administered by professional organizations, testing their knowledge in the field. Table 1.5.1 provides a perspective on the industry classifications of financial planning professionals.

Table 1.5.1 : Industry Classifications of Financial Planning Professionals.

	Function	Certification
Certified Public Accountant CPA	Qualified to audit publicly traded corporations Often does accounting for individuals, especially tax accounting Often helps with financial planning and advising, especially tax planning	Certified by the American Institute of Certified Public Accountants (AICPA)
Chartered Accountant CA (Canada)	Canadian equivalent of a U.S. CPA	Certified by the Canadian Institute of Chartered Accountants (CICA)
Chartered Certified Accountant CCA (UK; recognized globally)	Works in the investment professions or banking Focuses on financial analysis Often advises on personal strategies for building and managing wealth through an investment portfolio	Certified by the Association of Chartered Certified Accountants (ACCA)
Chartered Financial Analyst CFA (recognized globally)		Chartered by the Chartered Financial Analyst Institute
Certified Financial Planner CFP (recognized globally)	Trained to assist with all aspects of the financial planning process	Certified by the Certified Financial Planner Board of Standards, Inc.
Chartered Financial Consultant ChFC	Trained to assist with aspects of the personal financial planning process relating to life insurance	Chartered by The American College
Chartered Life Underwriter CLU	Trained to structure and sell life insurance	Chartered by The American College
Accredited Financial Counselor AFC	Assists with financial planning	Certified by the Association for Financial Counseling and Planning Education (AFCPE)
Accredited Estate Counselor AEC	Specializes in the disposal of assets and wealth after someone's death	Certified by the National Association of Estate Planners and Councils

Function		Certification
Registered Investment Adviser RIA	Advises on investment management	Registered with the Securities and Exchange Commission (U.S. government agency)
Enrolled Agent EA	Advises on tax issues	Certified by the Internal Revenue Service (of the U.S.)

Certifications are useful because they indicate training and experience in a particular aspect of financial planning. When looking for advice, however, it is important to understand where the advisor's interests lie (as well as your own). It is always important to know where your information and advice come from and what that means for the quality of that information and advice. Specifically, how is the advisor compensated?

Some advisors just give, and get paid for, advice; some are selling a product, such as a particular investment or mutual fund or life insurance policy, and get paid when it gets sold. Others are selling a service, such as brokerage or mortgage servicing, and get paid when the service is used. All may be highly ethical and well-intentioned, but when choosing a financial planning advisor, it is important to be able to distinguish among them.

Sometimes a friend or family member who knows you well and has your personal interests in mind may be a great resource for information and advice, but perhaps not as objective or knowledgeable as a disinterested professional. It is good to diversify your sources of information and advice, using professional and "amateur," subjective and objective advisors. As always, diversification decreases risk.

Now you know a bit about the planning process, the personal factors that affect it, the larger economic contexts, and the business of financial advising. The next steps in financial planning get down to details, especially how to organize your financial information to see your current situation and how to begin to evaluate your alternatives.

References to Professional Organizations

The references that follow provide information for further research on the professionals and professional organizations mentioned in the chapter.

- The [American Institute of Certified Public Accountants \(AICPA\)](#)
- The [Association of Chartered Certified Accountants \(ACCA\)](#)
- The [Chartered Financial Analyst \(CFA\) Institute](#)
- The [Certified Financial Planner Board of Standards](#)
- The [Association for Financial Counseling and Planning Education \(AFCPE\)](#)
- The [National Association of Estate Planners and Councils \(NAEPC\)](#)
- The [U.S. Securities and Exchange Commission \(SEC\)](#)
- The [Internal Revenue Service \(IRS\)](#)

Summary

- Financial advisors may be working as accountants, investment advisors, tax advisors, estate planners, or insurance agents.
- You should always understand how your advisor is trained and how that may be related to the kind of advice that you receive.
- You should always understand how your advisor is compensated and how that may be related to the kind of advice that you receive.
- You should diversify your sources of information and advice by using subjective advisors—friends and family—as well as objective, professional advisors. Diversification, as always, reduces risk.

Exercises

1. Where do you get your financial advice? Identify all the sources. In what circumstances might you seek a professional financial advisor?

2. Watch [Financial Planners Explained in 3 Minutes](#). Which advice about getting financial advice do you find most valuable? Share your views with classmates. Also, view the 5:32 minute video from the Today Show on [how to know if you need a financial advisor](#).
3. Explore the following links for more information on financial advisors:
 - a. [National Association of Personal Financial Advisors](#) (NAPFA) (www.napfa.org)
 - b. U.S. Department of Labor Bureau of Labor Statistics on the job descriptions, training requirements, and earnings of [financial analysts](#) and [personal financial advisors](#).
 - c. The Investopedia [guidelines for choosing a financial advisor](#).

This page titled [1.5: Financial Planning Professionals](#) is shared under a [CC BY-NC-SA 3.0](#) license and was authored, remixed, and/or curated by [Anonymous](#) via [source content](#) that was edited to the style and standards of the LibreTexts platform.

CHAPTER OVERVIEW

2: Basic Ideas of Finance

This chapter introduces the basic financial and accounting categories of **revenues**, **expenses**, **assets**, **liabilities**, and **net worth** as tools to understand the relationships between them as a way, in turn, of organizing financial thinking. It also introduces the concepts of **opportunity costs** and **sunk costs** as implicit but critical considerations in financial thinking.

[2.1: Introduction](#)

[2.2: Income and Expenses](#)

[2.3: Assets](#)

[2.4: Debt and Equity](#)

[2.5: Income and Risk](#)

This page titled [2: Basic Ideas of Finance](#) is shared under a [CC BY-NC-SA 3.0](#) license and was authored, remixed, and/or curated by [Anonymous](#) via [source content](#) that was edited to the style and standards of the LibreTexts platform.

2.1: Introduction

Money, says the proverb, makes money. When you have got a little, it is often easy to get more. The great difficulty is to get that little ^[1].

Personal finance addresses the "great difficulty" of getting a little money. It is about learning to manage income and wealth to satisfy desires in life or to create more income and more wealth. It is about creating productive **assets** and about protecting existing and expected value in those assets. In other words, personal finance is about learning how to get what you want and how to protect what you've got.

There is no trick to managing personal finances. Making good financial decisions is largely a matter of understanding how the economy works, how money flows through it, and how people make financial decisions. The better your understanding, the better your ability to plan, take advantage of opportunities, and avoid disappointments. Life can never be planned entirely, of course, and the best-laid plans do go awry, but anticipating risks and protecting against them can minimize exposure to the inevitable mistakes and "the hazards and vicissitudes"^[2] of life.

^[1] Adam Smith, *The Wealth of Nations* (New York: The Modern Library, 2000), Book I, Chapter ix. Originally published in 1776.

^[2] Franklin D. Roosevelt, remarks when signing the Social Security Act, August 14, 1935. Retrieved from the Social Security Administration archives, <http://www.socialsecurity.gov/history/fdrstmts.html#signing>

This page titled [2.1: Introduction](#) is shared under a [CC BY-NC-SA 3.0](#) license and was authored, remixed, and/or curated by [Anonymous](#) via [source content](#) that was edited to the style and standards of the LibreTexts platform.

2.2: Income and Expenses

Learning Objectives

1. Identify and compare the sources and uses of income.
2. Define and illustrate the budget balances that result from the uses of income.
3. Outline the remedies for budget deficits and surpluses.
4. Define opportunity and sunk costs and discuss their effects on financial decision making.

Personal finance is the process of paying for or financing a life and a way of living. Just as a business must be financed—its buildings, equipment, use of labor and materials, and operating costs must be paid for—so must a person’s possessions and living expenses. Just as a business relies on its revenues from selling goods or services to finance its costs, so a person relies on income earned from selling labor or capital to finance costs. You need to understand this financing process and the terms used to describe it. In the next chapter, you’ll look at how to account for it.

Where Does Income Come From?

Income is what is earned or received in a given period. There are various terms for income because there are various ways of earning income. Income from employment or self-employment is wages or salary. Deposit accounts, like savings accounts, earn interest, which could also come from lending. Owning stock entitles the shareholder to a dividend, if there is one. Owning a piece of a partnership or a privately held corporation entitles one to a draw.

The two fundamental ways of earning income in a market-based economy are by selling labor or selling capital. Selling labor means working, either for someone else or for yourself. Income comes in the form of a paycheck. Total compensation may include other benefits, such as retirement contributions, health insurance, or life insurance. Labor is sold in the labor market.

Selling capital means investing: taking excess cash and selling it or renting it to someone who needs **liquidity** (access to cash). Lending is renting out capital; the interest is the rent. You can lend privately by direct arrangement with a borrower, or you can lend through a public debt exchange by buying corporate, government, or government agency bonds. Investing in or buying corporate stock is an example of selling capital in exchange for a share of the company’s future value.

You can invest in many other kinds of assets, like antiques, art, coins, land, or commodities such as soybeans, live cattle, platinum, or light crude oil. The principle is the same: investing is renting capital or selling it for an asset that can be resold later, or that can create future income, or both. Capital is sold in the capital market and lent in the credit market—a specific part of the capital market (just like the dairy section is a specific part of the supermarket). Table 2.2.1 shows the sources of income.

Table 2.2.1 : Sources of Income

	Work	Invest	Lend
Trade	Sell Labor	Sell Capital	Rent Capital
Return/ Income	Wages or Salary	Profit or Dividend Capital Gain (Loss)	Interest
Market	Labor Market	Capital Market	Credit Market

In the labor market, the price of labor is the wage that an employer (buyer of labor) is willing to pay to the employee (seller of labor). For any given job, that price is determined by many factors. The nature of the work defines the education and skills required, and the price may reflect other factors as well, such as the status or desirability of the job.

In turn, the skills needed and the attractiveness of the work determine the supply of labor for that particular job—the number of people who could and would want to do the job. If the supply of labor is greater than the demand, if there are more people to work at a job than are needed, then employers will have more hiring choices. That labor market is a buyers’ market, and the buyers can hire labor at lower prices. If there are fewer people willing and able to do a job than there are jobs, then that labor market is a sellers’ market, and workers can sell their labor at higher prices.

Similarly, the fewer skills required for the job, the more people there will be who are able to do it, creating a buyers’ market. The more skills required for a job, the fewer people there will be to do it, and the more leverage or advantage the seller has in

negotiating a price. People pursue education to make themselves more highly skilled and therefore able to compete in a sellers' labor market.

When you are starting your career, you are usually in a buyers' market (unless you have some unusual gift or talent), if only because of your lack of experience. As your career progresses, you have more, and perhaps more varied, experience and presumably more skills, and so can sell your labor in more of a sellers' market. You may change careers or jobs more than once, but you would hope to be doing so to your advantage, that is, always to be gaining bargaining power in the labor market.

Many people love their work for many reasons other than the pay, however, and choose it for those rewards. Labor is more than a source of income; it is also a source of many intellectual, social, and other personal gratifications. Your labor nevertheless is also a tradable commodity and has a market value. The personal rewards of your work may ultimately determine your choices, but you should be aware of the market value of those choices as you make them.

Your ability to sell labor and earn income reflects your situation in your labor market. Earlier in your career, you can expect to earn less than you will as your career progresses. Most people would like to reach a point where they don't have to sell labor at all. They hope to retire someday and pursue other hobbies or interests. They can retire if they have alternative sources of income—if they can earn income from savings and from selling capital.

Capital markets exist so that buyers can buy capital. Businesses always need capital and have limited ways of raising it. Sellers and lenders (investors), on the other hand, have many more choices of how to invest their excess cash in the capital and credit markets, so those markets are much more like sellers' markets. The following are examples of ways to invest in the capital and credit markets:

- Buying stocks
- Buying government or corporate bonds
- Lending a mortgage

The market for any particular investment or asset may be a sellers' or buyers' market at any particular time, depending on economic conditions. For example, the market for real estate, modern art, sports memorabilia, or vintage cars can be a buyers' market if there are more sellers than buyers. Typically, however, there is as much or more demand for capital as there is supply. The more capital you have to sell, the more ways you can sell it to more kinds of buyers, and the more those buyers may be willing to pay. At first, however, for most people, selling labor is their only practical source of income.

Where Does Income Go?

Expenses are costs for items or resources that are used up or consumed in the course of daily living. Expenses recur (i.e., they happen over and over again) because food, housing, clothing, energy, and so on are used up on a daily basis.

When income is less than expenses, you have a **budget deficit**—too little cash to provide for your wants or needs. A budget deficit is not sustainable; it is not financially viable. The only choices are to eliminate the deficit by (1) increasing income, (2) reducing expenses, or (3) borrowing to make up the difference. Borrowing may seem like the easiest and quickest solution, but borrowing also increases expenses, because it creates an additional expense: interest. Unless income can also be increased, borrowing to cover a deficit will only increase it.

Better, although usually harder, choices are to increase income or decrease expenses. Table 2.2.2 shows the choices created by a budget deficit.

Table 2.2.2 : Budget Deficit

Income Less Than Expenses = Budget Deficit		
1. Reduce Expenses	= consume less	= reduce budget deficit
2. Increase Income	= sell more labor or capital	= reduce budget deficit
3. Borrow	= increase (interest) expenses	= increase budget surplus

When income for a period is greater than expenses, there is a **budget surplus**. That situation is sustainable and remains financially viable. You could choose to decrease income by, say, working less. More likely, you would use the surplus in one of two ways: consume more or save it. If consumed, the income is gone, although presumably you enjoyed it.

If saved, however, the income can be stored, perhaps in a piggy bank or cookie jar, and used later. A more profitable way to save is to invest it in some way—deposit in a bank account, lend it with interest, or trade it for an asset, such as a stock or a bond or real estate. Those ways of saving are ways of selling your excess capital in the capital markets to increase your wealth. The following are examples of savings:

1. Depositing into a statement savings account at a bank
2. Contributing to a retirement account
3. Purchasing a certificate of deposit (CD)
4. Purchasing a government savings bond
5. Depositing into a money market account

Table 2.2.3 shows the choices created by a budget surplus.

Table 2.2.3 : Budget Surplus

Income Greater Than Expenses = Budget Surplus		
1. Increase Expenses	= consume more	= reduce budget surplus
2. Reduce Income	= sell less labor or capital	= reduce budget surplus
3. Save and Invest	= increase income	= increase budget surplus

Opportunity Costs and Sunk Costs

There are two other important kinds of costs aside from expenses that affect your financial life. Suppose you can afford a new jacket or new boots, but not both, because your resources—the income you can use to buy clothing—are limited. If you buy the jacket, you cannot also buy the boots. Not getting the boots is an **opportunity cost** of buying the jacket; it is cost of sacrificing your next best choice.

In personal finance, there is always an opportunity cost. You always want to make a choice that will create more value than cost, and so you always want the opportunity cost to be less than the benefit from trade. You bought the jacket instead of the boots because you decided that having the jacket would bring more benefit than the cost of not having the boots. You believed your benefit would be greater than your opportunity cost.

In personal finance, opportunity costs affect not only consumption decisions but also financing decisions, such as whether to borrow or to pay cash. Borrowing has obvious costs, whereas paying with your own cash or savings seems costless. Using your cash does have an opportunity cost, however. You lose whatever interest you may have had on your savings, and you lose liquidity—that is, if you need cash for something else, like a better choice or an emergency, you no longer have it and may even have to borrow it at a higher cost.

When buyers and sellers make choices, they weigh opportunity costs, and sometimes regret them, especially when the benefits from trade are disappointing. Regret can color future choices. Sometimes regret can keep us from recognizing **sunk costs**.

Sunk costs are costs that have already been spent; that is, whatever resources you traded are gone, and there is no way to recover them. Decisions, by definition, can be made only about the future, not about the past. A trade, when it's over, is over and done, so recognizing that sunk costs are truly sunk can help you make better decisions.

For example, the money you spent on your jacket is a sunk cost. If it snows next week and you decide you really do need boots, too, that money is gone, and you cannot use it to buy boots. If you really want the boots, you will have to find another way to pay for them.

Unlike a price tag, opportunity cost is not obvious. You tend to focus on what you are getting in the trade, not on what you are *not* getting. This tendency is a cheerful aspect of human nature, but it can be a weakness in the kind of strategic decision making that is so essential in financial planning. Human nature also may make you focus too much on sunk costs, but all the relish or regret in the world cannot change past decisions. Learning to recognize sunk costs is important in making good financial decisions.

Summary

- It is important to understand the sources (incomes) and uses (expenses) of funds, and the budget deficit or budget surplus that may result.
- Wages or salary is income from employment or self-employment; interest is earned by lending; a dividend is the income from owning corporate stock; and a draw is income from a partnership.
- Deficits or surpluses need to be addressed, and that means making decisions about what to do with them.
- Increasing income, reducing expenses, and borrowing are three ways to deal with budget deficits.
- Spending more, saving, and investing are three ways to deal with budget surpluses.
- Opportunity costs and sunk costs are hidden expenses that affect financial decision making.

? Exercises

1. Where does your income come from, and where does it go? Analyze your inflows of income from all sources and outgoes of income through expenditures in a month, quarter, or year. After analyzing your numbers and converting them to percentages, show your results in two figures, using proportions of a dollar bill to show where your income comes from and proportions of another dollar bill to show how you spend your income. How would you like your income to change? How would you like your distribution of expenses to change? Use your investigation to develop a rough personal budget.
2. Examine your budget and distinguish between wants and needs. How do you define a financial need? What are your fixed expenses, or costs you must pay regularly each week, month, or year? Which of your budget categories must you provide for first before satisfying others? To what extent is each of your expenses discretionary—under your control in terms of spending more or less for that item or resource? Which of your expenses could you reduce if you had to or wanted to for any reason?
3. If you had a budget deficit, what could you do about it? What would be the best solution for the long term? If you had a budget surplus, what could you do about it? What would be your best choice, and why?
4. You need a jacket, boots, and gloves, but the jacket you want will use up all the money you have available for outerwear. What is your opportunity cost if you buy the jacket? What is your sunk cost if you buy the jacket? How could you modify your consumption to reduce opportunity cost? If you buy the jacket but find that you need the boots and gloves, how could you modify your budget to compensate for your sunk cost?

This page titled [2.2: Income and Expenses](#) is shared under a [CC BY-NC-SA 3.0](#) license and was authored, remixed, and/or curated by [Anonymous](#) via [source content](#) that was edited to the style and standards of the LibreTexts platform.

2.3: Assets

Learning Objectives

1. Identify the purposes and uses of assets.
2. Identify the types of assets.
3. Explain the role of assets in personal finance.
4. Explain how a capital gain or loss is created.

As defined earlier in this chapter, an asset is any item with economic value that can be converted to cash. Assets are resources that can be used to create income or reduce expenses and to store value. The following are examples of tangible (material) assets:

- Car
- Savings account
- Wind-up toy collection
- Money market account
- Shares of stock
- Forty acres of farmland
- Home

When you sell excess capital in the capital markets in exchange for an asset, it is a way of storing wealth, and hopefully of generating income as well. The asset is your investment—a use of your liquidity. Some assets are more liquid than others. For example, you can probably sell your car more quickly than you can sell your house. As an investor, you assume that when you want your liquidity back, you can sell the asset. This assumes that it has some liquidity and market value (some use and value to someone else) and that it trades in a reasonably efficient market. Otherwise, the asset is not an investment, but merely a possession, which may bring great happiness but will not serve as a store of wealth.

Assets may be used to store wealth, create income, and reduce future expenses.

Assets Store Wealth

If the asset is worth more when it is resold than it was when it was bought, then you have earned a **capital gain**: the investment has not only stored wealth but also increased it. Of course, things can go the other way too: the investment can decrease in value while owned and be worth less when resold than it was when bought. In that case, you have a **capital loss**. The investment not only did not store wealth, it lost some. Table 2.3.1 shows how capital gains and losses are created.

Table 2.3.1 : Gains and Losses

Buy lower	then sell higher	Capital GAIN
Buy higher	then sell lower	Capital LOSS

The better investment asset is the one that increases in value—creates a capital gain—during the time you are storing it.

Assets Create Income

Some assets not only store wealth but also create income. An investment in an apartment house stores wealth and creates rental income, for example. An investment in a share of stock stores wealth and also perhaps creates dividend income. A deposit in a savings account stores wealth and creates interest income.

Some investors care more about increasing asset value than about income. For example, an investment in a share of corporate stock may produce a dividend, which is a share of the corporation's profit, or the company may keep all its profit rather than pay dividends to shareholders. Reinvesting that profit in the company may help the company to increase in value. If the company increases in value, the stock increases in value, increasing investors' wealth. Further, increases in wealth through capital gains are taxed differently than income, making capital gains more valuable than an increase in income for some investors.

On the other hand, other investors care more about receiving income from their investments. For example, retirees who no longer have employment income may be relying on investments to provide income for living expenses. Being older and having a shorter horizon, retirees may be less concerned with growing wealth than with creating income.

Assets Reduce Expenses

Some assets are used to reduce living expenses. Purchasing an asset and using it may be cheaper than arranging for an alternative. For example, buying a car to drive to work may be cheaper, in the long run, than renting one or using public transportation. The car typically will not increase in value, so it cannot be expected to be a store of wealth; its only role is to reduce future expenses.

Sometimes an asset may be expected to both store wealth and reduce future expenses. For example, buying a house to live in may be cheaper, in the long run, than renting one. In addition, real estate may appreciate in value, allowing you to realize a gain when you sell the asset. In this case, the house has effectively stored wealth. Appreciation in value depends on the real estate market and demand for housing when the asset is sold, however, so you cannot count on it. Still, a house usually can reduce living expenses and be a potential store of wealth.

Table 2.3.2 shows the roles of assets in reducing expenses, increasing income, and storing wealth.

Table 2.3.2 : Assets and the Roles of Assets

Asset	Reduce Expenses	Increase Income	Store Wealth
Car	Yes	No	No
Savings Account	No	Yes	Yes
Money Market Account	No	Yes	Yes
Home	Yes	No	Yes
Rental Property	No	Yes	Yes
Investment in Bonds	No	Yes	Yes
Investment in Stocks	No	Yes	Yes

The choice of investment asset, then, depends on your belief in its ability to store and increase wealth, create income, or reduce expenses. Ideally, your assets will store and increase wealth while increasing income or reducing expenses. Otherwise, acquiring the asset will not be a productive use of liquidity. Also, in that case the opportunity cost will be greater than the benefit from the investment, since there are many assets to choose from.

Summary

- Assets are items with economic value that can be converted to cash. You use excess liquidity or surplus cash to buy an asset and store wealth until you resell the asset.
- An asset can create income, reduce expenses, and store wealth.
- To have value as an investment, an asset must either store wealth or create income (reduce expenses); ideally, an asset can do both.
- Whatever the type of asset you choose, investing in assets or selling capital can be more profitable than selling labor.
- Selling an asset can result in a capital gain or capital loss.
- Selling capital means trading in the capital markets, which is a sellers' market. You can do this only if you have a budget surplus, or an excess of income over expenses.

Exercises

1. Record your answers to the following questions in your personal finance journal. What are your assets? How do your assets store your wealth? How do your assets make income for you? How do your assets help you reduce your expenses?
2. List your assets in the order of their cash or market value (most valuable to least valuable). Then list them in terms of their degree of liquidity. Which assets do you think you might sell in the next ten years? Why? What new assets do you think you would like to acquire and why? How could you reorganize your budget to make it possible to invest in new assets?

This page titled [2.3: Assets](#) is shared under a [CC BY-NC-SA 3.0](#) license and was authored, remixed, and/or curated by [Anonymous](#) via [source content](#) that was edited to the style and standards of the LibreTexts platform.

2.4: Debt and Equity

Learning Objectives

1. Define equity and debt.
2. Compare and contrast the benefits and costs of debt and equity.
3. Illustrate the uses of debt and equity.
4. Analyze the costs of debt and of equity.

Buying capital, that is, borrowing enables you to invest without first owning capital. By using other people's money to finance the investment, you get to use an asset before actually owning it, free and clear, assuming you can repay out of future earnings.

Borrowing capital has costs, however, so the asset will have to increase wealth, increase earnings, or decrease expenses enough to compensate for its costs. In other words, the asset will have to be more productive to earn enough to cover its financing costs—the cost of buying or borrowing capital to buy the asset.

Buying capital gives you equity, borrowing capital gives you debt, and both kinds of financing have costs and benefits. When you buy or borrow liquidity or cash, you become a buyer in the capital market.

The Costs of Debt and Equity

You can buy capital from other investors in exchange for an ownership share or **equity**, which represents your claim on any future gains or future income. If the asset is productive in storing wealth, generating income, or reducing expenses, the equity holder or shareholder or owner enjoys that benefit in proportion to the share of the asset owned. If the asset actually loses value, the owner bears a portion of the loss in proportion to the share of the asset owned. The **cost of equity** is in having to share the benefits from the investment.

For example, in 2004 Google Inc., now Alphabet, decided to buy capital by selling shares of the company (shares of stock or equity securities) in exchange for cash. When Google issued its initial public offering on August 19, 2004, it sold over 22 million shares and raised \$1.9 billion^[1]. Those who bought the shares were then owners or shareholders of Google Inc. Each shareholder has equity in Google, and as long as they own the shares they will share in the profits and value of Google Inc. The original founders and owners of Google, Larry Page and Sergey Brin, have since had to share their company's gains (or income) or losses with all those shareholders. In this case, the cost of equity is the minimum rate of return Google must offer its shareholders to compensate them for waiting for their returns and for bearing some **risk** that the company might not do as well in the future.

Borrowing is renting someone else's money for a period of time, and the result is **debt**. During that period of time, rent or **interest** must be paid, which is a **cost of debt**. When that period of time expires, all the capital (the **principal** amount borrowed) must be given back. The investment's earnings must be enough to cover the interest, and its growth in value must be enough to return the principal. Thus, debt is a liability, an obligation for which the borrower is liable.

In contrast, the cost of equity may need to be paid only if there is an increase in income or wealth, and even then can be deferred. So, from the buyer's point of view, purchasing liquidity by borrowing (debt) has a more immediate effect on income and expenses. Interest must be added as an expense, and repayment must be anticipated.

Table 2.4.1 shows the implications of equity and debt as the sources of capital.

Table 2.4.1 : Sources of Capital

	Equity	Debt
Trade	Buy Capital	Borrow Capital
Cost/Expense	Share Profits and Gains	Pay Interest
Market	Capital Market	Credit Market

The Uses of Debt and Equity

Debt is a way to make an investment that could not otherwise be made, to buy an asset (e.g., house, car, corporate stock) that you couldn't buy without borrowing. If that asset is expected to provide enough benefit (i.e., increase value or create income or reduce

expense) to compensate for its additional costs, then the debt is worth it. However, if debt creates additional expense without enough additional benefit, then it is not worth it. The trouble is, while the costs are usually known up front, the benefits are not. That adds a dimension of risk to debt, which is another factor in assessing whether it's desirable.

For example, after the housing boom began to go bust in 2008, homeowners began losing value in their homes as housing prices dropped. Some homeowners are in the unfortunate position of owing more on their mortgage than their house is currently worth. The costs of their debt were knowable upfront, but the consequences—the house losing value and becoming worth less than the debt—were not.

Debt may also be used to cover a budget deficit, or the excess of expenses over income. As mentioned previously, however, in the long run the cost of the debt will increase expenses that are already too big, which is what created the deficit in the first place. Unless income can also be increased, debt can only aggravate a deficit.

The Value of Debt

The value of debt includes the benefits of having the asset sooner rather than later, something that debt financing enables. For example, many people want to buy a house when they have children, perhaps because they want bedrooms and bathrooms and maybe a yard for their children. Not far into adulthood, would-be homebuyers may not have had enough time to save enough to buy the house outright, so they borrow to make up the difference. Over the length of their mortgage (real estate loan), they pay the interest.

The alternative would be to rent a living space. If the rent on a comparable home were more than the mortgage interest (which it often is, because a landlord usually wants the rent to cover the mortgage *and* create a profit), it would make more sense, if possible, to borrow and buy a home and be able to live in it. And, extra bedrooms and bathrooms and a yard are valuable while children are young and live at home. If you wait until you have saved enough to buy a home, you may be much older, and your children may be off on their own.

Another example of the value of debt is using debt to finance an education. Education is valuable because it has many benefits that can be enjoyed over a lifetime. One benefit is an increase in potential earnings in wages and salaries. Demand for the educated or more skilled employee is generally greater than for the uneducated or less-skilled employee. So education creates a more valuable and thus higher-priced employee.

It makes sense to be able to maximize value by becoming educated as soon as possible so that you have as long as possible to benefit from increased income. It even makes sense to invest in an education before you sell your labor because your opportunity cost of going to school—in this case, the “lost” wages of not working—is lowest. Without income or savings (or very little) to finance your education, typically, you borrow. Debt enables you to use the value of the education to enhance your income, out of which you can pay back the debt.

The alternative would be to work and save and then get an education, but you would be earning income less efficiently until you completed your education, and then you would have less time to earn your return. Waiting decreases the value of your education, that is, its usefulness, over your lifetime.

In these examples (Table 2.4.2), debt creates a cost, but it reduces expenses or increases income to offset that cost. Debt allows this to happen sooner than it otherwise could, which allows you to realize the maximum benefit for the investment. In such cases, debt is “worth” it.

Table 2.4.2 : Debt: Uses, Value, and Cost

Debt	Debt Used to Finance	Value	Cost Paid from
Credit Cards	Living Expenses	Convenience	Income
Auto Loan	Car	Reduce Expenses	Income
Mortgage	Home	Reduce Expenses	Income
College Loan	Education	Increase (Future) Income	Future Income

Summary

- Financing assets through equity means sharing ownership and whatever gains or losses that brings.
- Financing assets through borrowing and creating debt means taking on a financial obligation that must be repaid.
- Both equity and debt have costs and value.
- Both equity and debt enable you to use an asset sooner than you otherwise could and therefore to reap more of its rewards.

? Exercises

1. Read about [the founding of Google](#) (now Alphabet), including information about [their initial public offering](#) in August 2004. How did the young entrepreneurs Larry Page and Sergey Brin use equity and debt to make their business successful and increase their personal wealth? Discuss your findings with classmates.
2. Record your answers to the following questions in your personal finance journal. What equity do you own? What debt do you owe? In each case what do your equity and debt finance? What do they cost you? How do they benefit you?
3. Watch [What Everyone's Getting Wrong About Student Loans](#) (3:45 minutes) and [How to Pay for College](#) (10:32 minutes). Students fear going into debt for their education or later have difficulty paying off student loans.
 1. What are practical financial planning tips to take advantage of debt financing for your education?
 2. If payments on student loans become overwhelming, what should you do to avoid default?

[1] The Investopedia Team. [If You Had Invested Right after Google's IPO](#). *Investopedia*, August 13, 2015. www.investopedia.com/articles/active-trading/081315/if-you-would-have-invested-right-after-googles-ipo.asp

This page titled [2.4: Debt and Equity](#) is shared under a [CC BY-NC-SA 3.0](#) license and was authored, remixed, and/or curated by [Anonymous](#) via [source content](#) that was edited to the style and standards of the LibreTexts platform.

2.5: Income and Risk

Learning Objectives

1. Describe how sources of income may be diversified.
2. Describe how investments in assets may be diversified.
3. Explain the use of diversification as a risk management strategy.

Personal finance is not just about getting what you want; it is also about protecting what you have. Since the way to accumulate assets is to create surplus capital by having an income larger than expenses, and since you rely on income to provide for living expenses, you also need to think about protecting your income. One way to do so is through **diversification**, or spreading the risk.

You already know not to put all your eggs in one basket, because if something happens to that basket, all the eggs are gone. If the eggs are in many baskets, on the other hand, the loss of any one basket would mean the loss of just a fraction of the eggs. The more baskets, the smaller your proportional loss would be. Then if you put many different baskets in many different places, your eggs are diversified even more effectively, because all the baskets aren't exposed to the same environmental or systematic risks.

Diversification is more often discussed in terms of investment decisions, but diversification of sources of income works the same way and makes the same kind of sense for the same reasons. If sources of income are diverse—in number and kind—and one source of income ceases to be productive, then you still have others to rely on.

If you sell your labor to only one buyer, then you are exposed to more risk than if you can generate income by selling your labor to more than one buyer. You have only so much time you can devote to working, however. Having more than one employer could be exhausting and perhaps impossible. Selling your labor to more than one buyer also means that you are still dependent on the labor market, which could suffer from an economic cycle such as a recession affecting many buyers (employers).

Mark, for example, works as a school counselor, tutors on the side, paints houses in the summers, and buys and sells sports memorabilia on the Internet. If he got laid off from his counseling job, he would lose his paycheck but still be able to create income by tutoring, painting, and trading memorabilia.

Similarly, if you sell your capital to only one buyer—invest in only one asset—then you are exposed to more risk than if you generate income by investing in a variety of assets. Diversifying investments means you are dependent on trade in the capital markets, however, which likewise could suffer from unfavorable economic conditions.

Mark has a checking account, an online money market account, and a balanced portfolio of stocks. If his stock portfolio lost value, he would still have the value in his money market account.

A better way to diversify sources of income is to sell both labor *and* capital. Then you are trading in different markets, and are not totally exposed to risks in either one. In Mark's case, if all his incomes dried up, he would still have his investments, and if all his investments lost value, he would still have his paycheck and other incomes. To diversify to that extent, you need surplus capital to trade. This brings us full circle to Adam Smith, quoted at the beginning of this chapter, who said, essentially, "It takes money to make money."

Summary

Diversifying sources of income in both the labor market and the capital markets is the best hedge against risks in any one market.

Exercises

Record your answers to the following questions in your personal finance journal:

1. How can you diversify your sources of income to spread the risk of losing income?
2. How can you diversify your investments to spread the risk of losing return on investment?

This page titled [2.5: Income and Risk](#) is shared under a [CC BY-NC-SA 3.0](#) license and was authored, remixed, and/or curated by [Anonymous](#) via [source content](#) that was edited to the style and standards of the LibreTexts platform.

CHAPTER OVERVIEW

3: Financial Statements

This chapter continues with the discussion of organizing financial data to help in decision making and introduces basic analytical tools that can be used to clarify the situation portrayed in financial statements.

[3.1: Introduction](#)

[3.2: Accounting and Financial Statements](#)

[3.3: Comparing and Analyzing Financial Statements](#)

[3.4: Accounting Software-An Overview](#)

This page titled [3: Financial Statements](#) is shared under a [CC BY-NC-SA 3.0](#) license and was authored, remixed, and/or curated by [Anonymous](#) via [source content](#) that was edited to the style and standards of the LibreTexts platform.

3.1: Introduction

Since the first shepherd counted their sheep, there has been accounting.

In financial planning, assessing the current situation, or figuring out where you are at present, is crucial to determining any sort of financial plan. This assessment becomes the point of departure for any strategy. It becomes the mark from which any progress is measured, the principal from which any return is calculated. It can determine the practical or realistic goals to have and the strategies to achieve them.

Understanding the current situation is not just a matter of measuring it, but also of putting it in perspective and in context, relative to your own past performance and future goals, and relative to the realities in the economic world around you. Tools for understanding your current situation are your accounting and financial statements.

This page titled [3.1: Introduction](#) is shared under a [CC BY-NC-SA 3.0](#) license and was authored, remixed, and/or curated by [Anonymous](#) via [source content](#) that was edited to the style and standards of the LibreTexts platform.

3.2: Accounting and Financial Statements

Learning Objectives

1. Distinguish accrual and cash accounting.
2. Compare and contrast the three common financial statements.
3. Identify the results shown on the income statement, balance sheet, and cash flow statement.
4. Explain the calculation and meaning of net worth.
5. Trace how a bankruptcy can occur.

The method of accounting universally used in business today is known as **accrual accounting**, in which events are accounted for even if cash does not change hands. That is, transactions are recorded at the time they occur rather than when payment is actually made or received. Anticipated or preceding payments and receipts (cash flows) are recorded as accrued or deferred. Accrual accounting is the opposite of **cash accounting**, in which transactions are recognized only when cash is exchanged.

Accrual accounting defines earning as an economic event signified by an exchange of goods rather than by an exchange of cash. In this way, accrual accounting allows for the separation in time of the exchange of goods and the exchange of cash. A transaction can be completed over time and distance, which allows for extended—and extensive—trade. Another advantage of accrual accounting is that it gives a business a more accurate picture of its present situation in reality.

In personal finance it almost always makes more sense to use cash accounting, to define and account for events when the cash changes hands. So in personal finance, incomes and expenses are noted when the cash is received or paid, or when the cash flows.

The Accounting Process

Financial decisions result in transactions, actual trades that buy or sell, invest or borrow. The process of accounting records these transactions and records what has been gotten and what has been given up to get it, what flows in and what flows out.

In business, accounting journals and ledgers are set up to record transactions as they happen. In personal finance, a checkbook register records most transactions, with statements from banks or investment accounts providing records of the rest. Periodically, the transaction information is summarized in financial statements so it can be readily understood.

Bookkeeping—the process of recording what, how, and by how much a transaction affects the financial situation—is how events are recorded. Since the advent of accounting software, bookkeeping, like long division and spelling, has become somewhat obsolete, although human judgment is still required. What is more interesting and useful are the summary reports that can be produced once all this information is recorded: the income statement, cash flow statement, and balance sheet.

Income Statement

The **income statement** summarizes incomes and expenses over a period of time. In business, income is the value of whatever is sold, expenses are the costs of earning that income, and the difference is profit. In personal finance, income is what is earned as wages or salary and as interest or dividends, and expenses are the costs of things consumed in the course of daily living: the costs of sustaining *you* while you earn income. Thus, the income statement is a measure of what you have earned and what your cost of living was while earning it. The difference is personal surplus, which, if accumulated as investments, becomes your wealth.

The income statement clearly shows the relative size of your income and expenses. If income is greater than expenses, there is a surplus, and that surplus can be used to save or to spend more (and create more expenses). If income is less than expenses, then there is a deficit that must be addressed. If the deficit continues, it creates debts—unpaid bills—that must eventually be paid. Over the long term, a deficit is not a viable scenario.

The income statement can be useful for its level of detail too. You can see which of your expenses consumes the greatest portion of your income or which expense has the greatest or least effect on your surplus or deficit. If you want to reduce expenses, you can see which would have the greatest impact or would free up more income if you reduced it. If you want to increase income, you can see how much more that would buy you in terms of your expenses (Table 3.2.1). For example, consider Alice's situation per year, as shown in the following table.

Figure 3.2.1 : Alice's Situation (in Dollars)

Gross wages	\$ 44,650
-------------	-----------

Income taxes and deductions	\$ 8,930
Rent expense	\$ 10,800
Living expenses	\$ 14,400

In addition, she had car payments of \$2,400 and student loan payments of \$7,720. Each loan payment actually covers the interest expense and partial repayment of the loan. The interest is an expense representing the cost of borrowing, and thus of having, the car and the education. The repayment of the loan is not an expense, however, but is just giving back something that was borrowed. In this case, the loan payments break down as follows (Table 3.2.2).

Table 3.2.2 : Alice's Loan Payments (Annually)

	Interest	Debt Repayment
Car Loan	\$ 240	\$ 2,160
Student Loan	\$ 4,240	\$ 3,480

Breaking down Alice's living expenses in more detail and adding in her interest expenses, Alice's income statement would look like this (Table 3.2.3).

Table 3.2.3 : Alice's Income Statement for the Year 2023

Gross wages		\$ 44,650
Income taxes and deductions	\$ 8,930	
Disposable income		\$ 35,720
Rent expense	\$ 10,800	
Food	\$ 3,900	
Car expenses (gas, insurance, repairs)	\$ 3,600	
Clothing	\$ 1,800	
Cell phone	\$ 1,200	
Internet and streaming services	\$ 1,200	
Entertainment, travel, etc.	\$ 2,700	
Total living expenses		\$ 25,200
Car loan interest	\$ 240	
Student loan interest	\$ 4,240	
Total interest expenses		\$ 4,480
Net income		\$ 6,040

Alice's **disposable income**, or income to meet expenses after taxes have been accounted for, is \$35,720. Alice's net income, or net earnings or surplus, is the remaining income after all other expenses have been deducted, in this case, \$6,040.

Now Alice has a much clearer view of what's going on in her financial life. She can see, for example, that living expenses take the biggest bite out of her income and that rent is the biggest single expense. If she wanted to decrease expenses, finding a place to live with a cheaper rent would make the most impact on her bottom line. Or perhaps it would make more sense to make many small changes rather than one large change, to cut back on several other expenses. She could begin by cutting back on the expense items that she feels are least necessary or that she could most easily live without. Perhaps she could do with less entertainment or clothing or travel, for example. Whatever choices she subsequently made would be reflected in her income statement. The value of the income statement is in presenting income and expenses in detail for a particular period of time.

Cash Flow Statement

The **cash flow statement** shows how much cash came in, where it came from, how much cash went out, and where it went over a period of time. This differs from the income statement because it may include cash flows that are not from income and expenses. Examples of such cash flows would be receiving repayment of money that you loaned, repaying money that you borrowed, or using money in exchanges such as buying or selling an asset.

The cash flow statement is important because it can show how well you do at creating liquidity, as well as your net income. Liquidity is nearness to cash, and liquidity has value. An excess of liquidity can be sold or lent, creating additional income. A lack of liquidity must be addressed by buying it or borrowing, creating additional expense.

Looking at Alice's situation, she has two loan repayments that are not expenses and so are not included on her income statement. These payments reduce her liquidity, however, making it harder for her to create excess cash. Her cash flow statement looks like this (Table 3.2.4).

Table 3.2.4 : Alice's Cash Flow Statement for the Year 2023

Cash from gross wages	\$ 44,650
Cash paid for:	
Income taxes and deductions	\$ 8,930
Rent expense	\$ 10,800
Food	\$ 3,900
Car expenses (gas, insurance, repairs)	\$ 3,600
Clothing	\$ 1,800
Cell phone	\$ 1,200
Internet and streaming services	\$ 1,200
Entertainment, travel, etc.	\$ 2,700
Car loan interest	\$ 240
Student loan interest	\$ 4,240
Cash for repayment of car loan	\$ 2,160
Cash for repayment of student loan	\$ 3,480
Net cash flow	\$ 400

As with the income statement, the cash flow statement is more useful if there are subtotals for the different kinds of cash flows, as defined by their sources and uses. The cash flows from income and expenses are **operating cash flows**, or cash flows that are a consequence of earning income or paying for the costs of earning income. The loan repayments are **cash flows from financing** assets or investments that will increase income. In this case, cash flows from financing include repayments on the car and the education. Although Alice doesn't have any in this example, there could also be **cash flows from investing**, from buying or selling assets. **Free cash flow** is the cash available to make investments or financing decisions after taking care of operations and debt obligations. It is calculated as cash flow from operations less debt repayments.

The most significant difference between the three categories of cash flows—operating, investing, or financing—is whether or not the cash flows may be expected to recur regularly. Operating cash flows recur regularly; they are the cash flows that result from income and expenses or consumption and therefore can be expected to occur in every year. Operating cash flows may be different amounts in different periods, but they will happen in every period. Investing and financing cash flows, on the other hand, may or may not recur and often are unusual events. Typically, for example, you would not borrow, lend, buy, or sell assets every year. Here is how Alice's cash flows would be classified (Table 3.2.5).

Table 3.2.5 : Alice's Cash Flow Statement for the Year 2023

--	--

Cash from gross wages	\$ 44,650	
Cash paid for:		
Income taxes and deductions	\$ 8,930	
Rent expense	\$ 10,800	
Food	\$ 3,900	
Car expenses	\$ 3,600	
Clothing	\$ 1,800	
Cell phone	\$ 1,200	
Internet and streaming services	\$ 1,200	
Entertainment, travel, etc.	\$ 2,700	
Car loan interest	\$ 240	
Student loan interest	\$ 4,240	
Operating cash flows		\$ 6,040
Cash for repayment of car loan	\$ 2,160	
Cash for repayment of student loan	\$ 3,480	
Financing cash flows		\$ 5,640
Net cash flow		\$ 400

This cash flow statement more clearly shows how liquidity is created and where liquidity could be increased. If Alice wanted to create more liquidity, it is obvious that eliminating those loan payments would be a big help: without them, her net cash flow would increase by more than 3,900 percent.

Balance Sheet

In business or in personal finance, a critical piece in assessing the current situation is the balance sheet. Often referred to as the “statement of financial condition,” the **balance sheet** is a snapshot of what you have and what you owe at a given point in time. Unlike the income or cash flow statements, it is not a record of performance over a period of time, but simply a statement of where things stand at a certain moment.

The balance sheet is a list of assets, debts or liabilities, and equity or net worth, with their values. In business, assets are resources that can be used to create income, while debt and equity are the capital that financed those assets. Thus, the value of the assets must equal the value of the debt and the equity. In other words, the value of the business's resources must equal the value of the capital it borrowed or bought in order to get those resources.

$$\text{assets} = \text{liabilities} + \text{equity}$$

In business, the basic **accounting equation** is as absolute as the law of gravity. It simply must always be true, because if there are assets, they must have been financed somehow—either through debt or equity. The value of that debt and equity financing must equal or balance the value of the assets it bought. Thus, it is called the “balance” sheet because it *always* balances the debt and equity with the value of the assets.

In personal finance, assets are also things that can be sold to create liquidity. To satisfy or repay debts, liquidity is needed. Because your assets are what you use to satisfy your debts when they become due, the assets' value should be greater than the value of your debts. That is, you should have more to work with to meet your obligations than you owe.

The difference between what you have and what you owe is your **net worth**. Literally, net worth is the share that you own of everything that you have. It is the value of what you have *net of* (less) what you owe to others. Whatever asset value is left over after you meet your debt obligations is your own worth. It is the value of what you have that you can claim free and clear. Your net worth is really your equity or financial ownership in your own life. Here, too, the personal balance sheet must balance, because if

$$\text{assets} - \text{debts} = \text{net worth}$$

then it should also be

$$\text{assets} = \text{debts} + \text{net worth}$$

Alice could write a simple balance sheet to see her current financial condition. She has two assets (her car and her savings account), and she has two debts (her car and student loans) (Table 3.2.6).

Table 3.2.6 : Alice's Balance Sheet, December 31, 2023

Assets		Liabilities	
Car	\$ 5,000	Car Loan	\$ 2,700
Savings	\$ 250	Student Loan	\$ 53,000
Total	\$ 5,250	Total	\$ 55,700
		Net Worth	-\$ 50,450

Alice's balance sheet presents her with a much clearer picture of her financial situation, but also with a dismaying prospect: she seems to have a negative net worth. **Negative net worth** results whenever the value of debts or liabilities is actually greater than the assets' value (Table 3.2.7).

Table 3.2.7 : Relationship between Assets, Liabilities, and Net Worth

IF	THEN	AND
liabilities < assets	assets - liabilities > 0	net worth > 0 (net worth is positive)
liabilities > assets	assets - liabilities < 0	net worth < 0 (net worth is negative)

Negative net worth implies that the assets don't have enough value to satisfy the debts. Since debts are obligations, this would cause some concern.

Net Worth and Bankruptcy

In business, when liabilities are greater than the assets to meet them, the business has negative equity and is literally bankrupt. In that case, it may go out of business, selling all its assets and giving whatever it can to its **creditors** or lenders, who will have to settle for less than what they are owed. More often, the business continues to operate in bankruptcy, if possible, and must still repay its creditors, although perhaps under somewhat easier terms. Creditors (and the laws) allow these terms because creditors would rather get paid in full later than get paid less now or not at all.

In personal finance, personal **bankruptcy** may occur when debts are greater than the value of assets. But, because creditors would rather be paid eventually than never, the person in bankruptcy is usually allowed to continue to earn income in the hopes of repaying the debt later or with easier terms. Often, the bankrupt is forced to liquidate (sell) some or all of its assets. When a person files for bankruptcy in U.S. Bankruptcy Court, they are asking the court to eliminate debt or approve a repayment plan.

Because debt is a legal as well as an economic obligation, there are laws governing bankruptcies that differ from state to state in the United States and from country to country. The use of another's property or wealth is a serious responsibility, so debt is a serious obligation.

However, Alice's case is not as dismal as it looks, because Alice has an “asset” that is not listed on her balance sheet, that is, her education. It is not listed on her balance sheet because the value of her education, like the value of any asset, comes from how useful it is, and its usefulness has not happened yet but will happen over her lifetime. It will happen in her future, based on how she chooses to use her education to increase her income and wealth. It is difficult to assign a monetary value to her education now. Alice knows what she paid for her education, but, sensibly, its real value is not its cost but its potential return, or what it can earn for her as she puts it to use in the future.

Current studies show that a college education has economic value because a college graduate earns more over a lifetime than a high school graduate. Recent estimates put that difference at about \$1,000,000^[1]. So, if Alice assumes that her education will be worth \$1,000,000 in extra income over her lifetime, and she includes that asset value on her balance sheet, then it would look more like this (Table 3.2.8):

Table 3.2.8 : Alice's Balance Sheet (revised), December 31, 2023

Assets		Liabilities	
Car	\$ 5,000	Car Loan	\$ 2,700
Savings	\$ 250	Student Loan	\$ 53,000
Education	\$ 1,000,000	Total	\$ 55,700
Total	\$ 1,005,250	Net Worth	\$ 949,550

This looks much better, but it's not sound accounting practice to include an asset—and its value—on the balance sheet before it really exists. After all, education generally pays off, but until it does, it hasn't yet and there is a chance, however slim, that it won't for Alice. A balance sheet is a snapshot of one's financial situation at one particular time. At this particular time, Alice's education has value, but its amount is unknown.

It is easy to see, however, that the only thing that creates negative net worth for Alice is her student loan. The student loan causes her liabilities to be greater than her assets—and if that were paid off, her net worth would be positive. Given that Alice is just starting her adult earning years, her situation seems quite reasonable.

Summary

- Three commonly used financial statements are the income statement, the cash flow statement, and the balance sheet.
- Results for a period are shown on the income statement and the cash flow statement. Current conditions are shown on the balance sheet.
- The income statement lists income and expenses.
- The cash flow statement lists three kinds of cash flows: operating (recurring), financing (nonrecurring), and investing (nonrecurring).
- The balance sheet lists assets, liabilities (debts), and net worth.
- Net worth = assets – debts.
- Bankruptcy occurs when there is negative net worth, or when debts are greater than assets.

Exercises

1. Prepare a personal income statement for the past year, using the same format as Alice's income statement in this chapter. Include all relevant categories of income and expenses. What does your income statement tell you about your current financial situation? For example, where does your income come from, and where does it go? Do you have a surplus of income over expenses? If, so what are you doing with the surplus? Do you have a deficit? What can you do about that? Which of your expenses has the greatest effect on your bottom line? What is the biggest expense? Which expenses would be easiest to reduce or eliminate? How else could you reduce expenses? Realistically, how could you increase your income? How would you like your income statement for the next year to look?
2. Using the format for Alice's cash flow statement, prepare your cash flow statement for the same one-year period. Include your cash flows from all sources in addition to your operating cash flows—the income and expenses that appear on your income statement. What, if any, were the cash flows from financing and the cash flows from investing? Which of your cash

flows are recurring, and which are nonrecurring? What does your cash flow statement tell you about your current financial situation? If you wanted to increase your liquidity, what would you try to change about your cash flows?

3. Now prepare a balance sheet, again based on Alice's form. List all your assets, liabilities and debts, and your equity from all sources. What does the balance sheet show about your financial situation at this moment in time? What is your net worth? Do you have positive or negative net worth at this time, and what does that mean? To increase your liquidity, how would your balance sheet need to change? What would be the relationship between your cash flow statement and your budget?
4. Read the Investopedia article [Net Worth: What It Is and How to Calculate It](#) and determine your net worth. How does your net worth compare to that of other Americans in your age and income brackets?
5. The [Small Business Administration's Personal Financial Statement](#) combines features of an income statement and a balance sheet. You would fill out a similar form if you were applying for a personal or business loan at a bank or mortgage lender. Compare and contrast the SBA form with the statements you have already created for this chapter's exercises.

^[1] Michael T. Nietzel, "[College Degrees Lead To \\$14.2 Trillion Gain In Career Earnings, Study Finds](#)", *Forbes*, March 4, 2024, www.forbes.com/sites/michaelt Nietzel/2024/03/01/college-degrees-lead-to-142-trillion-gain-in-career-earnings-study-finds

This page titled [3.2: Accounting and Financial Statements](#) is shared under a [CC BY-NC-SA 3.0](#) license and was authored, remixed, and/or curated by [Anonymous](#) via [source content](#) that was edited to the style and standards of the LibreTexts platform.

3.3: Comparing and Analyzing Financial Statements

Learning Objectives

1. Explain the use of common-size statements in financial analysis.
2. Discuss the design of each common-size statement.
3. Demonstrate how changes in the balance sheet may be explained by changes on the income and cash flow statements.
4. Identify the purposes and uses of ratio analysis.
5. Describe the uses of comparing financial statements over time.

Financial statements are valuable summaries of financial activities because they can organize information and make it easier and clearer to see and therefore to understand. Each one (the income statement, cash flow statement, and balance sheet) conveys a different aspect of the financial picture; put together, the picture is pretty complete. The three provide a summary of earnings and expenses, of cash flows, and of assets and debts.

Since the three statements offer three different kinds of information, sometimes it is useful to look at each in the context of the others and to look at specific items in the larger context. The purpose of financial statement analysis is creating comparisons and contexts to gain a better understanding of the financial picture.

Common-Size Statements

On **common-size statements**, each item's value is listed as a percentage of another. This compares items, showing their relative size and their relative significance (see Table 3.3.1). On the income statement, each income and expense may be listed as a percentage of the total income. This shows the contribution of each kind of income to the total, and thus the diversification of income. It shows the burden of each expense on total income or how much income is needed to support each expense.

On the cash flow statement, each cash flow can be listed as a percentage of total positive cash flows, again showing the relative significance and diversification of the sources of cash, and the relative size of the burden of each use of cash.

On the balance sheet, each item is listed as a percentage of total assets, showing the relative significance and diversification of assets, and highlighting the use of debt as financing for the assets.

Table 3.3.1 : Common Common-Size Statements

	Income Statement	Cash Flow Statement	Balance Sheet
Items as a % of	Total Income	Total Positive Cash Flows	Total Assets

Common-Size Income Statement

Alice can look at a **common-size income statement** by looking at her expenses as a percentage of her income and comparing the size of each expense to a common denominator: her income. This shows her how much of her income, proportionately, is used up for each expense (Table 3.3.2).

Table 3.3.2 : Alice's Common-Size Income Statement for the Year 2023

Gross wages	\$ 44,650		100.00%
Income taxes and deductions	\$ 8,930		20.00%
Disposable income	\$ 35,720		80.0%
Rent expense	\$ 10,800		24.19%
Food	\$ 3,900		8.73%
Car expense	\$ 3,600		8.06%
Clothing	\$ 1,800		4.03%
Cell phone	\$ 1,200		2.69%

Gross wages	\$ 44,650			100.00%
Internet and streaming services	\$ 1,200		2.69%	
Entertainment, travel, etc.	\$ 2,700		6.05%	
Total living expenses		\$ 25,200		56.44%
Car loan interest	\$ 240		0.54%	
Student loan interest	\$ 4,240		9.50%	
Total interest expense		\$ 4,480		10.03%
Net income		\$ 6,040		13.53%

Seeing the common-size statement as a pie chart makes the relative size of the slices even clearer (Figure 3.3.3).

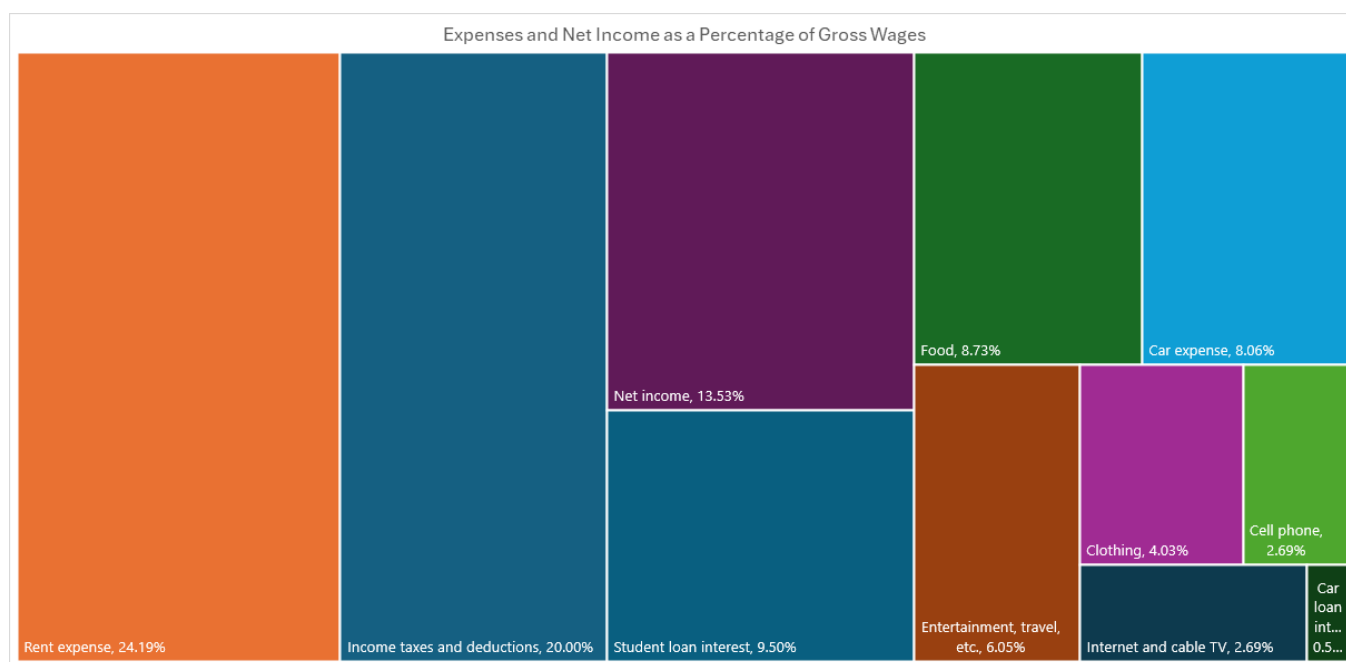


Figure 3.3.3 : Treemap of Alice's Common-Size Income Statement for the Year 2023

The biggest discretionary use of Alice's wages is her rent expense, followed by food, car expenses, and entertainment. Her income tax expense is a big use of her wages, but it is unavoidable or non-discretionary. Ranking expenses by size offers an interesting insight into lifestyle choices. It is also valuable in framing financial decisions, pointing out which expenses have the largest impact on income and thus on the resources for making financial decisions. If Alice wanted more discretionary income to make more or different choices, she could easily see that reducing rent expenses would have the most impact on freeing up some of her wages for another use.

Common-Size Cash Flow Statement

Looking at Alice's negative cash flows as percentages of her positive cash flow (on the cash flow statement), or the uses of cash as percentages of the sources of cash, creates the **common-size cash flows**. As with the income statement, this gives Alice a clearer and more immediate view of the largest uses of her cash (Table 3.3.4 and Table 3.3.6).

Table 3.3.4 : Alice's Common-Size Cash Flow Statement for the Year 2023

Cash from gross wages	\$ 44,650			100.00%
Cash paid for:				

Cash from gross wages	\$ 44,650		100.00%
Income taxes and deductions	\$ 8,930		-20.00%
Rent expense	\$ 10,800		-24.19%
Food	\$ 3,900		-8.73%
Car expenses	\$ 3,600		-8.06%
Clothing	\$ 1,800		-4.03%
Cell phone	\$ 1,200		-2.69%
Internet and streaming services	\$ 1,200		-2.69%
Entertainment, travel, etc.	\$ 2,700		-6.05%
Car loan interest	\$ 240		-0.54%
Student loan interest	\$ 4,240		-9.50%
Operating cash flows		\$ 6,040	-13.53%
Cash for repayment of car loan	\$ 2,160		-4.84%
Cash for repayment of student loan	\$ 3,480		-7.79%
Financing cash flows		\$ 5,640	-12.63%
Net cash flow		\$ 400	0.00%

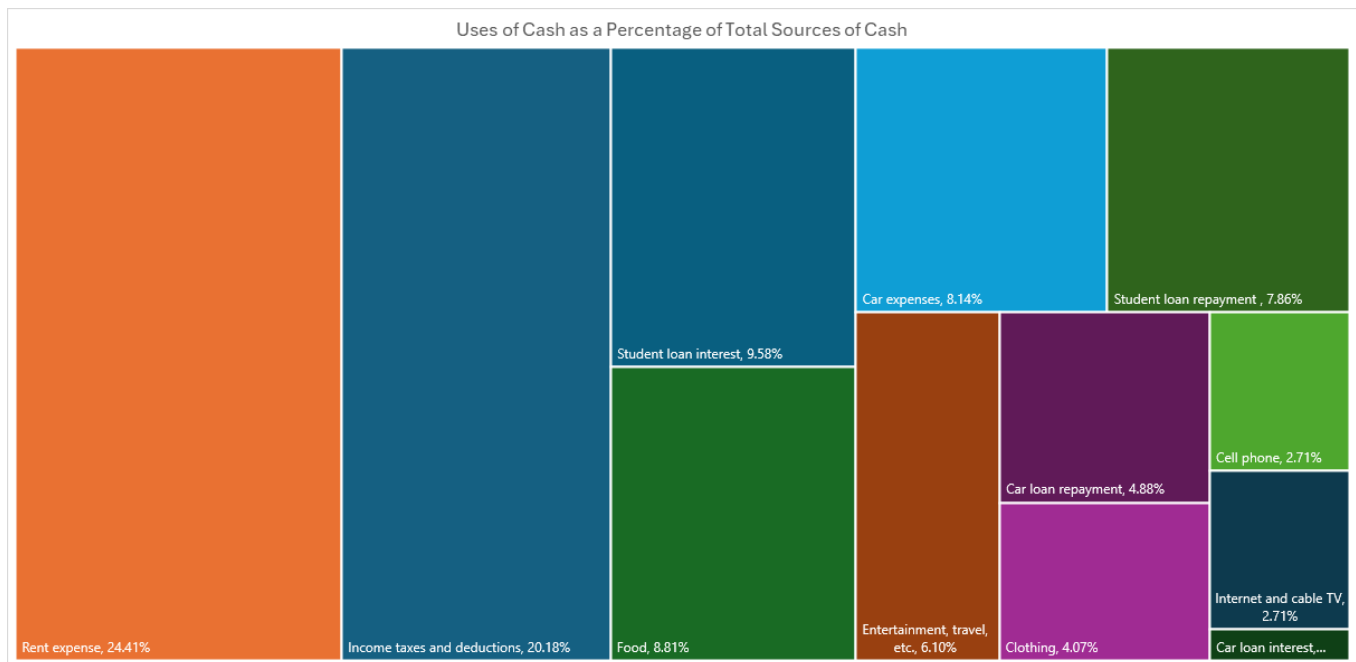


Figure 3.3.5 : Treemap of Alice's Common-Size Cash Flow Statement

Again, rent is the biggest discretionary use of cash for living expenses, but debts demand the most significant portion of cash flows. Repayments and interest together are 30 percent of Alice's cash-as much as she pays for rent and food. Eliminating those debt payments would create substantial liquidity for Alice.

Common-Size Balance Sheet

On the balance sheet, looking at each item as a percentage of total assets allows for measuring how much of the assets' value is obligated to cover each debt, or how much of the assets' value is claimed by each debt (Figure 3.3.6).

Figure 3.3.6 : Alice's Common-Size Balance Sheet, December 31, 2023

Assets			Liabilities		
Car	\$ 5,000	95.00%	Car Loan	\$ 2,700	51.00%
Savings	\$ 250	5.00%	Student Loan	\$ 53,000	1,010.00%
Total	\$ 5,250	100.00%	Total	\$ 55,700	1,061.00%
			Net Worth	-\$ 50,450	-961.00%

This **common-size balance sheet** allows "over-sized" items to be more obvious. For example, it is immediately obvious that Alice's student loan dwarfs her assets' value and creates her negative net worth.

Common-size statements allow you to look at the size of each item relative to a common denominator: total income on the income statement, total positive cash flow on the cash flow statement, or total assets on the balance sheet. The relative size of the items helps you spot anything that seems disproportionately large or small. The common-size analysis is also useful for comparing the diversification of items on the financial statement such as the diversification of incomes on the income statement, cash flows on the cash flow statement, and assets and liabilities on the balance sheet. Diversification reduces risk, so you want to diversify the sources of income and assets you can use to create value (Figure 3.3.7).



Figure 3.3.7 : Treemap of Alice's Common-Size Balance Sheet: The Assets

For example, Alice has only two assets, and one, her car, provides 95 percent of her assets' value. If something happened to her car, her assets would lose 95 percent of their value. Her asset value would be less exposed to risk if she had asset value from other assets to diversify the value invested in her car.

Likewise, both her income and her positive cash flows come from only one source, her paycheck. Because her positive net earnings and positive net cash flows depend on this one source, she is exposed to risk, which she could decrease by diversifying her sources of income. She could diversify by adding earned income, taking on a second job, for example, or by creating investment income. In order to create investment income, however, she needs to have a surplus of liquidity, or cash, to invest.

Relating the Financial Statements

Common-size statements put the details of the financial statements in clear relief relative to a common factor for each statement, but each financial statement is also related to the others. Each is a piece of a larger picture, and as important as it is to see each piece, it is also important to see that larger picture. To make sound financial decisions, you need to be able to foresee the consequences of a decision, to understand how a decision may affect the different aspects of the bigger picture.

For example, what happens in the income statement and cash flow statements is reflected on the balance sheet because the earnings and expenses and the other cash flows affect the asset values, and the values of debts, and thus the net worth. Cash may be used to purchase assets, so a negative cash flow may increase assets. Cash may be used to pay off debt, so a negative cash flow may decrease liabilities. Cash may be received when an asset is sold, so a decrease to assets may create positive cash flow. Cash may be received when money is borrowed, so an increase in liabilities may create a positive cash flow.

There are many other possible scenarios and transactions, but you can begin to see that the balance sheet at the end of a period is changed from what it was at the beginning of the period by what happens during the period, and what happens during the period is shown on the income statement and the cash flow statement.

Figure 3.3.8 : Relationships Among Financial Statements

The significance of these relationships becomes even more important when evaluating alternatives for financial decisions. When you understand how the statements are related, you can use that understanding to project the effects of your choices on different aspects of your financial reality and see the consequences of your decisions.

Ratio Analysis

Creating ratios is another way to see the numbers in relation to each other. Any ratio shows the relative size of the two items compared, just as a fraction compares the numerator to the denominator or a percentage compares a part to the whole. The percentages on the common-size statements are ratios, although they only compare items within a financial statement. Ratio analysis is used to make comparisons across statements. For example, you can see how much debt you have just by looking at your total liabilities, but how can you tell if you can afford the debt you have? That depends on the income you have to meet your interest and repayment obligations or the assets you could use (sell) to meet those obligations. **Ratio analysis** can give you the answer.

The **financial ratios** you use depend on the perspective you need or the question(s) you need answered. Some of the more common ratios (and questions) are presented in the following chart (Table 3.3.8).

Table 3.3.8 : Common Personal Financial Ratios

Ratio	Calculation	Question it helps to answer
Net income margin	$\frac{\text{Net income}}{\text{Total income}}$	How much income is used up by expenses?
Return on assets	$\frac{\text{Net income}}{\text{Total assets}}$	How big is the income supporting the assets?
Return on net worth	$\frac{\text{Net income}}{\text{Net worth}}$	How big is income relative to net worth?
Debt to assets	$\frac{\text{Total debt}}{\text{Total assets}}$	How much asset value is financed by debt? Or how much asset value is there to satisfy debt?
Total debt	$\frac{\text{Total debt}}{\text{Net worth}}$	How large is debt relative to net worth?
Interest coverage	$\frac{\text{Income before interest}}{\text{Interest expense}}$	How well does income cover interest expenses?
Cash flow to income	$\frac{\text{Net cash flow}}{\text{Net income}}$	How much do payments for investments and financing take from income?
Cash flow to assets	$\frac{\text{Net cash flow}}{\text{Total assets}}$	How much cash flow supports assets?
Free cash flow	$\frac{\text{Free cash flow}}{\text{Net cash flow}}$	How much cash is left to invest after covering living expenses and debt repayments?

These ratios all get "better" or show improvement as they get bigger, with two exceptions: debt to assets and total debt. Those two ratios measure levels of debt, and the smaller the ratio, the less the debt. Ideally, the two debt ratios would be less than one. If your debt-to-assets ratio is greater than one, then debt is greater than assets, and you are bankrupt. If the total debt ratio is greater than one, then debt is greater than net worth, and you "own" less of your assets' value than your creditors do.

Some ratios will naturally be less than one, but the bigger they are, the better. For example, net income margin will always be less than one because net income will always be less than total income (net income = total income – expenses). The larger that ratio is and the fewer expenses that are taken away from the total income, the better.

Some ratios should be greater than one, and the bigger they are, the better. For example, the interest coverage ratio should be greater than one, because you should have more income to cover interest expenses than you have interest expenses, and the more

you have, the better. Table 3.3.9 suggests what to look for in the results of your ratio analyses.

Table 3.3.9 : Results of Ratio Analysis

Ratio	Calculation	Question it helps to answer	Better as it gets
Net income margin	Net income - Total income	How much income is used up by expenses?	Bigger Will be <1
Return on assets	Net income - Total assets	How big is the income supporting the assets?	Bigger
Return on net worth	Net income Net worth	How big is income relative to net worth?	Bigger
Debt to assets	Total debt Total assets	How much asset value is financed by debt? Or how much asset value is there to satisfy debt?	Smaller Should be <1
Total debt	Total debt- Net worth	How large is debt relative to net worth?	Smaller Should be <1
Interest coverage	Income before interest Interest expense	How well does income cover interest expenses?	Bigger Should be >1
Cash flow to income	Net cash flow Net income	How much do payments for investments and financing take from income?	Bigger
Cash flow to assets	Net cash flow / Total assets	How much cash flow supports assets?	Bigger
Free cash flow	Free cash flow Net cash flow	How much cash is left to invest after covering living expenses and debt repayments?	Bigger

While you may have a pretty good "feel" for your situation just by paying the bills and living your life, it so often helps to have the numbers in front of you. Here is Alice's ratio analysis for 2023 (Table 3.3.10).

Table 3.3.10 : Alice's Ratio Analysis, 2023

Ratio	Calculation	Result
Net income margin	Net income + Total assets	0.1353
Return on assets	Net income + Net worth	1.1505
Return on net worth	Total debt + Total assets	-0.1197
Debt to assets	Total debt + Net worth	10.6095
Interest coverage	Income before interest + interest expense	2.3482
Cash flow to income	Net cash flow + Net income	0.0662
Cash flow to assets	Net cash flow + Total assets	0.0762
Free cash flow	Free cash flow + Net cash flow	1.0000

The ratios that involve net worth-return-on-net-worth and total debt are negative for Alice, because she has negative net worth, as her debts are larger than her assets. She can see how much larger her debt is than her assets by looking at her debt-to-assets ratio. Although she has a lot of debt (relative to assets and net worth), she can earn enough income to cover its cost or interest expense, as shown by the interest coverage ratio.

Alice is earning well. Her income is larger than her assets. She is able to live efficiently. Her net income is a healthy 13.53 percent of her total income (net income margin), which means that her expenses are only 86.47 percent of it, but her cash flows are much less (cash flow to income), meaning that a significant portion of earnings is used up in making investments or, in Alice's case, debt repayments. In fact, her debt repayments don't leave her with much free cash flow; that is, cash flow which is not used up on living expenses or debts.

Looking at the ratios, it is even more apparent how much-and how subtle-a burden Alice's debt is. In addition to giving her a negative net worth, it keeps her from increasing her assets and creating a positive net worth, and potentially more income, by obligating her to use up her cash flows. Debt repayment keeps her from being able to invest.

Currently, Alice can afford the interest and the repayments. Her debt does not keep her from living her life, but it does limit her choices, which in turn restricts her decisions and future possibilities.

Comparisons over Time

Another useful way to compare financial statements is to look at how the situation has changed over time. Comparisons over time provide insights into the effects of past financial decisions and changes in circumstances. That insight can guide you in making future financial decisions, particularly in foreseeing the potential costs or benefits of a choice. Looking backward can be very helpful in looking forward.

Fast-forward ten years: Alice is now in her early thirties. Her career has progressed, and her income has grown. She has paid off her student loan and has begun to save for retirement and perhaps a down payment on a house.

A comparison of Alice's financial statements shows the change over the decade, both in absolute dollar amounts and as a percentage (see Table 3.3.11 , Table 3.3.12 , and Table 3.3.13). For the sake of simplicity, this example assumes that neither inflation nor deflation have significantly affected currency values during this period.

Table 3.3.11 : Alice's Income Statements: Comparison Over Time

For the Year Ending	12/31/2023	12/31/2033	Change	% Change
Gross wages	\$ 44,650	\$ 74,000	\$ 29,350	65.73%
Income taxes and deductions	\$ 8,930	\$ 18,500	\$ 9,570	107.17%
Disposable income	\$ 35,720	\$ 55,500	\$ 19,780	55.38%
Rent expense	\$ 10,800	\$ 18,000	\$ 7,200	66.67%
Food	\$ 3,900	\$ 3,900		0.00%
Car expenses	\$ 3,600	\$ 3,600		0.00%
Clothing	\$ 1,800	\$ 1,800		0.00%
Cell phone	\$ 1,200	\$ 1,200		0.00%
Internet and streaming services	\$ 1,200	\$ 1,200		0.00%
Entertainment travel, etc.	\$ 2,700	\$ 5,200	\$ 2,500	92.59%
Total living expenses	\$ 25,200	\$ 34,900	\$ 9,700	38.49%
Car loan interest	\$ 240	\$ 757	\$ 517	215.42%
Student loan interest	\$ 4,240		-\$ 4,240	-100.00%
Total interest expenses	\$ 4,480	\$ 757	-\$ 3,723	-83.10%
Net income	\$ 6,040	\$ 19,843	\$ 13,803	228.53%

Table 3.3.12 : Alice's Cash Flow Statements: Comparison Over Time

--	--	--	--	--

For the Year Ending	12/31/2023	12/31/2033	Change	% Change
Cash from gross wages	\$ 44,650	\$ 74,000	\$ 29,350	65.73%
Cash paid for:				
Income taxes and deductions	-\$ 8,930	-\$ 18,500	-\$ 9,570	107.17%
Rent expense	-\$ 10,800	-\$ 18,000	-\$ 7,200	66.67%
Food	-\$ 3,900	-\$ 3,900		0.00%
Car expenses	-\$ 3,600	-\$ 3,600		0.00%
Clothing	-\$ 1,800	-\$ 1,800		0.00%
Cell phone	-\$ 1,200	-\$ 1,200		0.00%
Internet and cable TV	-\$ 1,200	-\$ 1,200		0.00%
Entertainment, travel, etc.	-\$ 2,700	-\$ 5,200	-\$ 2,500	92.59%
Car loan interest	-\$ 240	-\$ 757	-\$ 517	215.42%
Student loan interest	-\$ 4,240		\$ 4,240	-100.00%
Operating cash flows	-\$ 6,040	\$ 19,843	\$ 13,803	228.53%
Cash invested in 401k		-\$ 3,000	-\$ 3,000	100.00%
Cash invested in car		-\$ 6,300	-\$ 6,300	100.00%
Investing cash flows		-\$ 9,300	-\$ 9,300	100.00%
Cash for repayment of car loan	-\$ 2,160	-\$ 4,610	-\$ 2,450	113.43%
Cash for repayment of student loan	-\$ 3,480			-100.00%
Financing cash flows	-\$ 5,640	-\$ 4,610	\$ 1,030	-18.26%
Net cash flow	\$ 400	\$ 5,933	\$ 5,533	1383.25%

Table 3.3.13 : Alice's Balance Sheets: Comparison Over Time

As of	12/31/2023	12/31/2033	Change	% Change
Assets				
Cash/checking		\$ 5,000	\$ 5,000	100.00%
Savings	\$ 250	\$ 250		0.00%
Money market		\$ 2,600	\$ 2,600	100.00%
Retirement 401(k)		\$ 13,000	\$ 13,000	100.00%
Retirement IRA		\$ 7,400	\$ 7,400	100.00%
Car	\$ 5,000	\$ 15,000	\$ 10,000	200.00%
Total assets	\$ 5,250	\$ 43,250	\$ 38,000	723.81%
Liabilities				

As of	12/31/2023	12/31/2033	Change	% Change
Car loan	\$ 2,700	\$ 4,610	\$ 1,910	70.74%
Student loan	\$ 53,000		-\$ 53,000	-100.00%
Total liabilities	\$ 55,700	\$ 4,610	-\$ 51,090	-91.72%
Net worth	-\$ 50,450	\$ 38,640	\$ 89,090	

Starting with the income statement, Alice's income has increased. Her income tax withholding and deductions have also increased, but she still has higher disposable income (take-home pay). Many of her living expenses have remained consistent; rent and entertainment have increased. Interest expense on her car loan has increased, but since she has paid off her student loan, that interest expense has been eliminated, so her total interest expense has decreased. Overall, her net income, or personal profit, what she clears after covering her living expenses, has almost doubled.

Her cash flows have also improved. Operating cash flows, like net income, have almost doubled, due primarily to eliminating the student loan interest payment. The improved cash flow allowed her to make a down payment on a new car, invest in her 401(k), make the payments on her car loan, and still increase her net cash flow by a factor of ten.

Alice's balance sheet is most telling about the changes in her life, especially her now positive net worth. She has more assets. She has begun saving for retirement and has more liquidity, distributed in her checking, savings, and money market accounts. Since she has less debt, because she paid off her student loan, she now has a positive net worth.

Comparing the relative results of the common-size statements provides an even deeper view of the relative changes in Alice's situation (Table 3.3.14 , Table 3.3.15 , and Table 3.3.16).

Table 3.3.14 : Comparing Alice's Common-Size Statements for 2023 and 2033: Income Statements

For the Year Ending	12/31/2023	12/31/2033
Gross wages	100.00%	100.00%
Income taxes and deductions	20.00%	25.00%
Disposable income	80.00%	75.00%
Rent expense	24.19%	24.32%
Food	8.73%	5.27%
Car expenses	8.06%	4.86%
Clothing	4.03%	2.43%
Cell phone	2.69%	1.62%
Internet and streaming services	2.69%	1.62%
Entertainment, travel, etc.	6.05%	7.03%
Total living expenses	56.44%	47.16%
Car loan interest	0.54%	1.02%
Student loan interest	9.50%	0.00%
Total interest expenses	10.03%	1.02%
Net income	13.53%	26.81%

Table 3.3.15 : Comparing Alice's Common-Size Statements for 2023 and 2033: Cash Flow Statements

For the Year Ending	12/31/2023	12/31/2033
Cash from gross wages	100.00%	100.00%

For the Year Ending	12/31/2023	12/31/2033
Cash paid for:		
Income taxes and deductions	-20.00%	-25.00%
Rent expense	-24.19%	-24.32%
Food	-8.73%	-5.27%
Car expenses	-8.06%	-4.86%
Clothing	-4.03%	-2.43%
Cell phone	-2.69%	-1.62%
Internet and streaming services	-2.69%	-1.62%
Entertainment, travel, etc.	-6.05%	-7.03%
Car loan interest	-0.54%	-1.02%
Student loan interest	-9.50%	0.00%
Operating cash flows	13.53%	26.81%
Cash invested in 401(k)	0.00%	-4.05%
Cash invested in car	0.00%	-8.51%
Investing cash flows	0.00%	-12.57%
Repayment of car loan	-4.84%	-6.23%
Repayment of student loan	-7.79%	0.00%
Financing cash flows	-12.63%	-6.23%
Net cash flow	0.90%	8.02%

Figure 3.3.16 : Comparing Alice's Common-Size Statements for 2023 and 2033: Balance Sheets

As of	12/31/2023	12/31/2033
Assets		
Cash/checking	0.00%	11.56%
Savings	4.76%	0.58%
Money market	0.00%	6.01%
Retirement 401(k)	0.00%	30.06%
Retirement IRA	0.00%	17.11%
Car	95.24%	34.68%
Total Assets	100.00%	100.00%
Liabilities	0.00%	0.00%
Car loan	51.43%	10.66%
Student loan	1009.52%	0.00%
Total Liabilities	1060.95%	10.66%
Net worth	-960.95%	89.34%

Although income taxes and rent have increased as a percentage of income, living expenses have declined, showing real progress for Alice in raising her standard of living: it now costs her less of her income to sustain herself. Interest expense has decreased substantially as a portion of income, resulting in a net income or personal profit that is not only larger but is larger relative to income. More of her income is profit, left for other discretionary uses.

The change in operating cash flows confirms this. Although her investing activities now represent a significant use of cash, her need to use cash in financing activities, specifically debt repayment, is so much less that her net cash flow has increased substantially. The cash that used to have to go toward supporting debt obligations now goes toward building an asset base, some of which (the 401(k)) may provide income in the future.

Changes in the balance sheet show a much more diversified and therefore much less risky asset base. Although almost half of Alice's assets are restricted for a specific purpose, such as her 401(k) and Individual Retirement Arrangements (IRA) accounts, she still has significantly more liquidity and more liquid assets. Debt has fallen from ten times the assets' value to one-tenth of it, creating some ownership for Alice.

Finally, Alice can compare her ratios over time (Table 3.3.17).

Table 3.3.17 : Ratio Analysis Comparison

Ratio Analysis	12/31/2023	12/31/2033
Net income margin	0.1353	0.2681
Return on assets	1.1505	0.4588
Return on net worth	-0.1197	0.5135
Debt to assets	10.6095	0.1066
Interest coverage	1.3482	26.2127
Cash flow to income	0.0662	0.2990
Cash flow to assets	0.0762	0.1372
Free cash flow	1.0000	2.5675

Most immediately, her net worth is now positive, and so are the return on net worth and the total debt ratios. As her debt has become less significant, her ability to afford it has improved (to pay for its interest and repayment). Both her interest coverage and free cash flow ratios show large increases. Since her net income margin (and income) has grown, the only reason her return-on-asset ratio has decreased is because her assets have grown even faster than her income.

By analyzing over time, you can spot trends that may be happening too slowly or too subtly for you to notice in daily living, but which may become significant over time. You would want to keep a closer eye on your finances than Alice does, however, and review your situation at least every year.

Summary

- Each financial statement shows a piece of the larger picture. Financial statement analysis puts the financial statement information in context and so in sharper focus.
- Common-size statements show the size of each item relative to a common denominator.
- On the income statement, each income and expense is shown as a percentage of total income.
- On the cash flow statement, each cash flow is shown as a percentage of total positive cash flow.
- On the balance sheet, each asset, liability, and net worth is shown as a percentage of total assets.
- The income and cash flow statements explain the changes in the balance sheet over time.
- Ratio analysis is a way of creating a context by comparing items from different statements.
- Comparisons made over time can demonstrate the effects of past decisions to better understand the significance of future decisions.
- Financial statements should be compared at least annually.

? Exercises

1. Prepare common-size statements for your income statement, cash flow statement, and balance sheet. What do your common-size statements reveal about your financial situation? How will your common-size statements influence your personal financial planning?
2. Calculate your debt-to-income ratio and other ratios using online financial tools. According to the calculation, are you carrying a healthy debt load? Why, or why not? If not, what can you do to improve your situation?
3. If you increased your income and assets and reduced your expenses and debt, your personal wealth and liquidity would grow. In your personal financial journal, outline a general plan for how you would use or allocate your growing wealth to further reduce your expenses and debt, to acquire more assets or improve your standard of living, and to further increase your real or potential income.

This page titled [3.3: Comparing and Analyzing Financial Statements](#) is shared under a [CC BY-NC-SA 3.0](#) license and was authored, remixed, and/or curated by [Anonymous](#) via [source content](#) that was edited to the style and standards of the LibreTexts platform.

3.4: Accounting Software-An Overview

Learning Objectives

1. Identify the uses of personal finance software.
2. List the common features of personal financial software.
3. Demonstrate how actual financial calculations may be accomplished using personal financial software.
4. Discuss how personal financial software can assist in your personal financial decisions.

Many software products are available to help you organize your financial information to be more useful in making financial decisions. They are designed to make the record-keeping aspects of personal finance—the collection, classification, and sorting of financial data—as easy as possible. The programs also are designed to produce summary reports (e.g., income statements, cash flow statements, and balance sheets) as well as many calculations that may be useful for various aspects of financial planning. For example, financial planning software exists for managing education and retirement savings, debt and mortgage repayment, and income and expense budgeting.

Collecting the Data

Most programs have designed their data input to look like a checkbook, which is what most people use to keep personal financial records. This type of user interface is intended to be recognizable and familiar, similar to the manual record-keeping that you already do.

When you input your checkbook data into the program, the software does the bookkeeping—creating the journals, ledgers, adjustments, and trial balances that generations of people have done, albeit more tediously, with parchment and quill or with ledger paper and pencil. Most personal financial transactions happen as cash flows through a checking account, so the checkbook becomes the primary source of data.

More and more, personal transactions are done by electronic transfer; that is, no paper changes hands, but cash still flows to and from an account, usually a checking account.

Data for other transactions, such as income from investments or changes in investment value, are usually received from periodic statements issued by investment managers, such as banks where you have savings accounts; brokers or mutual fund companies that manage investments; or employers' retirement account statements.

Most versions of personal financial software allow you to download account information directly from the source—your bank, broker, or employer—which saves you from manually entering the data into the program. Aside from providing convenience, downloading directly should eliminate human error in transferring the data.

Reporting Results and Planning Ahead

All personal financial software produces the essential summary reports—the income statement, cash flow statement, and balance sheet—that show the results of financial activity for the period. Most will also report more specific aspects of activities, such as listing all transactions for a particular income or expense.

Most will provide separate reports on activities that have some tax consequence since users always need to be aware of tax obligations and the tax consequences of financial decisions. Some programs, especially those produced by companies that also sell tax software, allow you to export data from your financial software to your tax program, which makes tax preparation—or at least tax record keeping—easier. In some programs, you need to know which activities are taxable and flag them as such. Some programs recognize that information already, while others may still prompt you for tax information.

All programs allow you to play “what if”: a marvelous feature of computing power and the virtual world in general and certainly helpful when it comes to making financial decisions. All programs include a budgeting feature that allows you to foresee or project possible scenarios and gauge your ability to live with them. This feature is particularly useful when budgeting for income and living expenses. (Budgeting is discussed more thoroughly in Chapter 5.) Most programs have features that allow you to project the results of savings plans for education or retirement. None can dictate the future, or allow you to, but they can certainly help you to have a better view.

Security, Benefits, and Costs

Programs are designed to be installed on a computer or smartphone, or run from a web browser. Product and service providers are very concerned with security.

As with all Internet transactions, you should be aware that the more your data is transferred, downloaded, or exported over the Internet, the more exposed it is to theft. Personal financial data theft is a serious and growing problem worldwide, and security systems work diligently to keep up with the ingenuity of hackers. The convenience gained by having your bank, brokerage, tax preparer, and so on accessible to you (and your data accessible to them) or your data accessible to you wherever you are must be weighed against the increased exposure to data theft. As always, the potential benefit should be considered against the costs.

Keeping digital records of your finances may be more secure than keeping them scattered in shoe boxes or files, exposed to risks such as fire, flood, and theft. Digital records are often easily retrievable because the software organizes them systematically for you. Space is not a practical issue with digital storage, so records may be kept longer. As with anything digital, however, you must be diligent about backing up your data, although many programs will do that automatically or regularly prompt you to do so. Hard copy records must be disposed of periodically, and judging how long to keep them is always difficult. Throwing them in the trash may be risky because of “dumpster diving,” a well-known method of identity theft, so documents with financial information should always be shredded before disposal.

Personal financial software is usually quite reasonably priced, with many programs selling for less than \$100. Buying the software usually costs less than buying an hour of accounting expertise from an accountant or financial planner. While software cannot replace financial planning professionals who provide valuable judgment, it can allow you to hire them only for their judgment and not have to pay them to collect, classify, sort, and report your financial data.

Applications will not improve your financial situation, but it can improve the organization of your financial data monthly and yearly, allowing you a much clearer view and almost certainly a much better understanding of your situation.

Application Selection

The personal finance application ecosystem is constantly changing with new applications, new features, and new payment models introduced regularly. Start with an internet search for “free personal finance software” or “free personal finance app” and compare the results to your personal goals and needs.

Summary

- Personal finance software applications provides convenience and skill for collecting, classifying, sorting, reporting, and securing financial data to better assess your current situation.
- To help you better evaluate your choices, personal finance software provides calculations for projecting information such as the following:
 - Education savings
 - Retirement savings
 - Debt repayment
 - Mortgage repayment
 - Income and expense budgeting

Exercises

1. Explore free online resources for developing and comparing baseline personal financial statements. One resource is a listing from [PC Magazine](#).
2. Compare and contrast the features of popular personal financial planning software such as Quicken, NerdWallet, RocketMoney, etc. In your personal finance journal, record your findings. Which tool, if any, would be your first choice, and why? Share your experience and views with others taking this course.
3. Watch [Managing Money: Six Principles of Personal Finance](#) (6:36 minutes) from financial services firm Charles Schwab and answer the questions below:
 1. What are the six principles of personal finance described in this video?
 2. How is each principle relevant to you and your personal financial situation?
 3. Are you already following one or more of these principles?

4. If you have an hour and want to dive into a preview of the rest of this text, watch [The Basics of Personal Finance and Budgeting](#) (51:41 minutes) from Wayne State University. This video begins by acknowledging the impact of home mortgage [redlining](#) on the racial wealth gap that exists in the United States today.

This page titled [3.4: Accounting Software-An Overview](#) is shared under a [CC BY-NC-SA 3.0](#) license and was authored, remixed, and/or curated by [Anonymous](#) via [source content](#) that was edited to the style and standards of the LibreTexts platform.

CHAPTER OVERVIEW

4: Your Own Situation

[4.1: What is Money](#)

[4.2: Analyzing Your Current Financial Situation](#)

[4.3: Video- TED Wendy De La Rosa 10 Steps To Boost Your Financial Health](#)

4: Your Own Situation is shared under a [not declared](#) license and was authored, remixed, and/or curated by LibreTexts.

4.1: What is Money

The Definition of Money

Money is most often defined as “a medium of exchange with no intrinsic value.” This essentially means that what people accept as money can be used as money. If you go back in history, you will see that people have used a number of different things as money, some that had intrinsic value (such as gold and silver), and many that had no intrinsic value of their own (such as seashells and cocoa beans). Currently, all countries around the world use money that is known as **fiat money**. From Latin, this term means, “Let it be so.” Essentially, this means that each country prints money on paper (or in some cases, plastic), and that currency is not backed by anything of intrinsic value except the full faith and credit of a country’s Central Bank.

In the past, money was backed by silver (the silver standard) or gold (the gold standard). However, that came with its own set of problems. It meant that you had to have silver or gold equivalent in value to the amount of total money you had in circulation. This made it difficult to increase the supply of money in your economy, since you had to acquire enough silver or gold to back up the additional money you wanted to circulate. So the Central Banks of the world went off the “metal standard” for their currency. The U.S. abandoned the gold standard in 1933 but allowed holders of dollar currency to convert them to gold at the fixed price of \$35 per ounce, an arrangement that was eliminated in 1971. The U.S. abandoned the silver standard in 1935.

So, in a way, all paper money is fake! It is, of course, backed by “the full faith and credit” of the country that issued it, but that’s the only thing backing it. That means that unstable countries might end up with currency that cannot be used as payment for oil or food. Even if it is accepted, it is only at a greatly depreciated value. The world’s currencies fluctuate relative to each other according to the rules of demand and supply. For example, if you are trying to understand the exchange rates between the U.S. dollar and the Euro, consider how many U.S. dollars it would take to buy one Euro. If a lot of people who own dollars want to buy Euros but not an equal amount of people who own Euros want to buy dollars, the Euro will appreciate relative to the dollar.

The Barter System

Some economies in the past did not use money; instead, they used the barter system. It is a simple system. Let’s say that I have two extra bushels of corn, and I need some wheat. I will swap you my two bushels of corn for two bushels of wheat.

The problem is that the barter system depends on what is called a coincidence of wants. Now let’s say that I have three extra pigs, and I ask my neighbor ask to trade them for a cow. However, he does not have any cows he wants to trade, and he does not want any more pigs. That means I have to go searching for someone who wants to trade a cow for my pigs. Money solves this problem, because cows and pigs (and everything that is for sale) can be valued in terms of money. Instead of bartering, I can sell my pigs in the local marketplace and then use that money to buy a cow.

How Money Is Used

Money is used in several ways:

1. It is a medium of exchange. A medium of exchange is something that can be traded for goods and services. As we showed above, it solves the problem of the coincidence of wants.
2. It is a store of value. Money’s function as a store of value allows you to hold on to money and buy something in the future, and the money is still accepted. If you are going to hold onto money, you should, of course, not hide it under your pillow, but put it in a savings account and earn some interest on it. When we save money for our future retirement, it is functioning as a store of value, and we must have confidence in the money still being valuable when we retire.
3. It is a unit of account. Money functions as a universal yardstick that expresses the value of goods and services in a single measure. For example, your labor might be valued at \$15 per hour and then you can take that money you earn and buy a dozen eggs at \$1.98 per dozen.

The Amount of Money in the U.S. (M2)

The **Money Supply** (M2) in 2019 is \$14,941,700,000,000. This is a lot of money. According to the St. Louis Federal Reserve Bank, the types of money that are counted in the M2 are:

1. Savings deposits (which include money market deposit accounts)
2. Small-denomination time deposits (less than \$100,000)
3. Balances in retail money market mutual funds

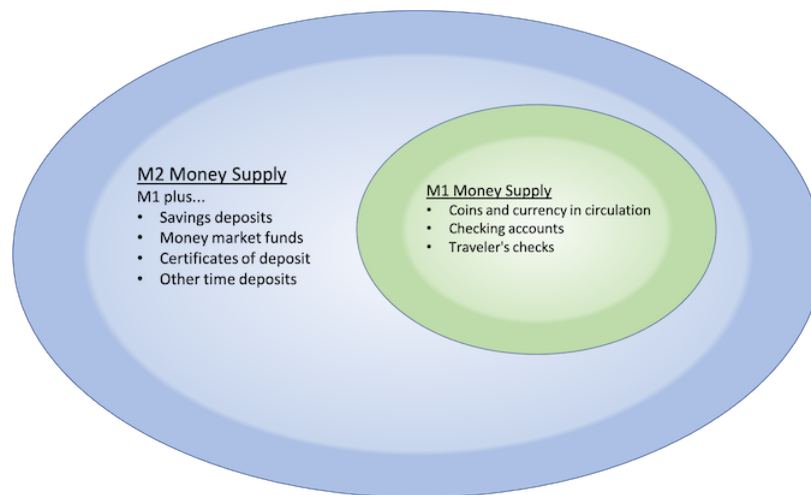


Figure 4.1.1: Measuring Money: Currency, M1, and M2 by Steven A. Greenlaw and David Shapiro has been adapted by Fred Rowland and is used under a CC BY-NC 4.0 License.

Who Owns the Money

Technically, the **monetary base** (coins and paper currency) belongs to the Central Bank of the country that created it (in our case, The Federal Reserve Bank). If you look at a U.S. dollar, you should see a few important details.

First, at the top of the banknote, it says, “Federal Reserve Note.” A note is an I.O.U. or promissory note that you will repay a loan. In essence, this paper currency is a loan from the Federal Reserve Bank to the holder of the note. It also has the signatures of the Secretary of the Treasury and the Treasurer of the United States. Since a promissory note is a legal document, it must be signed. This I.O.U. is signed. Finally, the bill also states that “This note is legal tender for all debts, public and private.” The currency may be used to pay for goods and services and to satisfy all debt. Of course, when you are paid money for your work, you get to use the money, but the actual currency is on loan from the Federal Reserve Bank.

A lot of people do not realize that not only does the Federal Reserve Bank create money, but the actual **banking system** also creates money. When you deposit your money into a bank, whether it be currency or a paycheck, the bank credits your account electronically. If you deposit \$1000, you can claim it back whenever you want. This is called a **demand deposit**. The bank then might lend out the \$1,000 to someone else, and now there is \$2,000 in the economy’s money supply. If the person deposits that loan of \$1,000 in their own bank, that second bank can then lend it out, and now there is \$3,000 in the M2. Pretty sneaky, huh? In aggregate terms, of the total 2019 M2, only about 10% is currency. The rest of M2 has been created electronically by the banking system.

The Federal Reserve Bank

The Federal Reserve Bank of the United States is the Central Bank of the United States. Virtually all countries have a **Central Bank**. The main exception to this is the European Union, which created a common currency, the Euro, in 1999. The EU has 27 members and 23 of them currently use the Euro as their official currency. As a result, the EU created the European Central Bank, which functions as the Central Bank for countries using the Euro. The key function of these Central Banks is threefold:

1. It monitors the banks and other financial institutions in the country to make sure they are following its rules and are acting in a financially responsible manner. The Central Bank has great power in this area and can shut down banks, either on its own or (in the United States) through the Federal Deposit Insurance Corporation, which guarantees all the deposits at U.S. banks.
2. It controls key interest rates, such as rates for bank borrowings and, indirectly through the prime rate, commercial lines of credit for companies. It also indirectly influences longer term rates such as car loans and mortgages.
3. It also controls the money supply.

These activities all together are called **monetary policy**. The Federal Reserve Bank (or “the Fed”) is made up of three key entities:

1. The *Federal Reserve Board of Governors*. The seven governors are appointed by the President of the United States and serve for fourteen years each. Their terms are staggered so that one governor’s term expires every two years. This arrangement prevents one President from controlling the Fed through their appointments. The Chair of the Federal Reserve Board of Governors is also appointed every four years by the President.

2. The *Federal Reserve Banks*. There are twelve Federal Reserve Banks in the United States and these are effectively local offices of the Fed. The United States is divided into twelve Federal Reserve Districts, with a Federal Reserve Bank monitoring the commercial banks in each district and each Federal Reserve Bank is headed by a President.

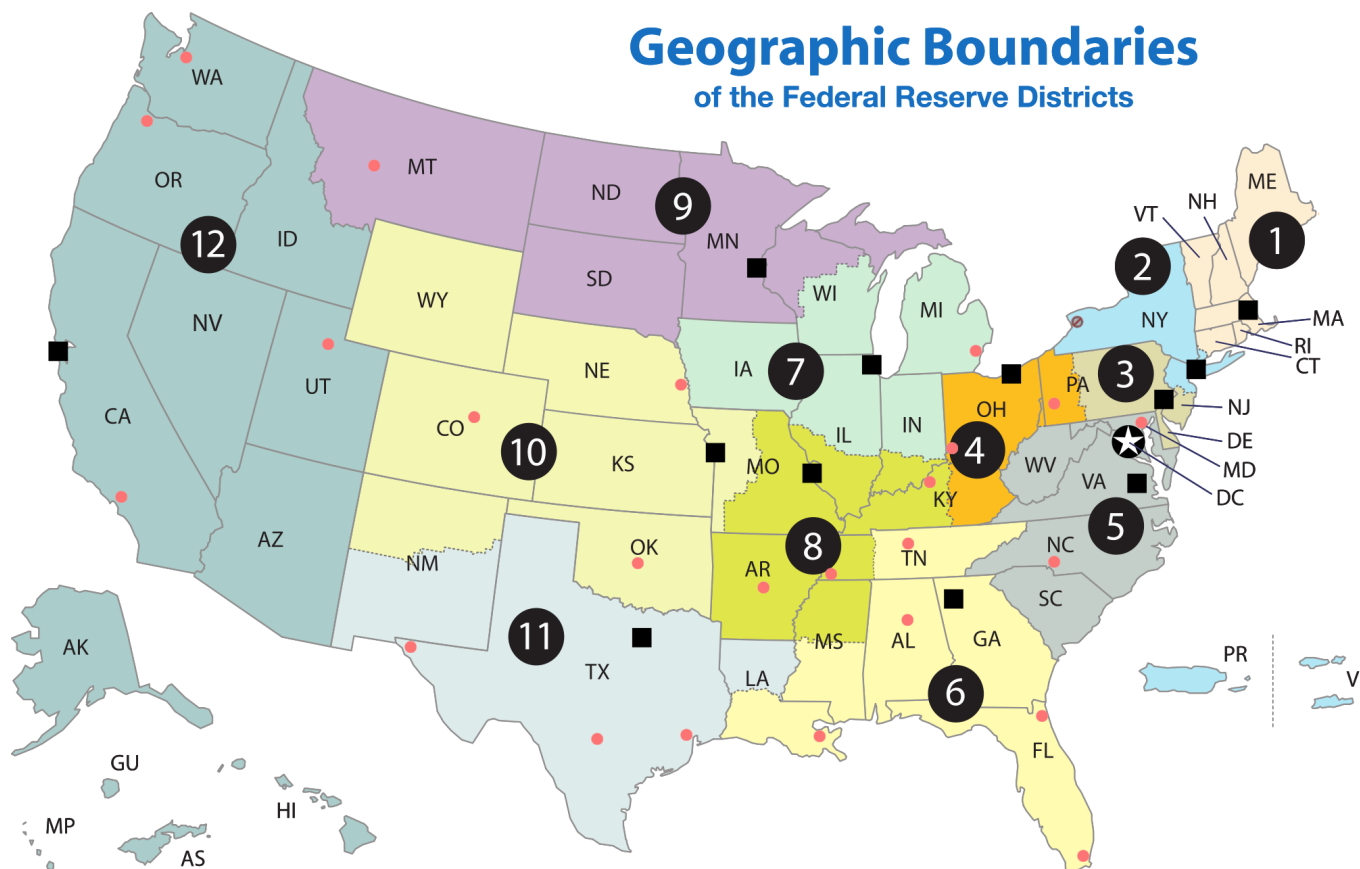


Figure 4.1.2: Federal Reserve Districts Map – Banks & Branches by ChrisHouston is used under a CC BY-SA 3.0 License.

3. The *Open Market Committee*. The Open Market Committee dictates monetary policy. It has twelve members and is composed of the seven members of the Board of Governors, the President of the New York District Federal Reserve Bank, and four additional Presidents of the District Federal Reserve Banks, each of whom serves on a rotating basis for one year. The Open Market Committee meets every six weeks to decide on monetary policy. In addition to the function and structure of the Fed, we also need to understand the mandate of the Fed. According to the various laws creating and underpinning the Federal Reserve Bank, it has a dual mandate:

- To maintain low and predictable rates of inflation
- To maintain maximum levels of employment that are sustainable.

The Fed meets these mandates by controlling the amount of money in the economy. This indirectly influences the amount of goods and services bought in the economy.

The total amount of goods and services made and purchased in any economy in a specific time period (usually a year) is called the **Gross Domestic Product** (GDP) of an economy. If we look back over the last forty years of the U.S. economy, the empirical evidence tells us that the ratio of the GDP purchased each year to the M2 is pretty constant. Specifically, it is a ratio of approximately 2 to 1.

Note

$$\frac{\text{Nominal GDP}}{\text{M2}} = \frac{2}{1}$$

The technical term for this ratio is the **Velocity of Circulation**. The relatively constant Velocity of Circulation has three important implications for Monetary Policy. First, this constant 2 to 1 ratio means that every dollar of money in the economy buys two dollars of GDP over the course of a year. Second, it also means that if the Fed wants to influence the growth of GDP, it needs to create \$1

of Money for every \$2 of GDP it wants to stimulate. Third, the growth rate of M2 needs to be equal to the growth rate of GDP or the lack of money will slow down the growth of GDP. The relatively constant ratio of GDP to M2 is an important assumption of the Quantity Theory of Money, as espoused by the Monetarist economists. **Monetarism** is a school of thought in monetary economics that emphasizes the role of governments in controlling the amount of money in circulation. Monetarist theory asserts that variations in the money supply have major influences on national output in the short run and on price levels over longer periods (Wikipedia).

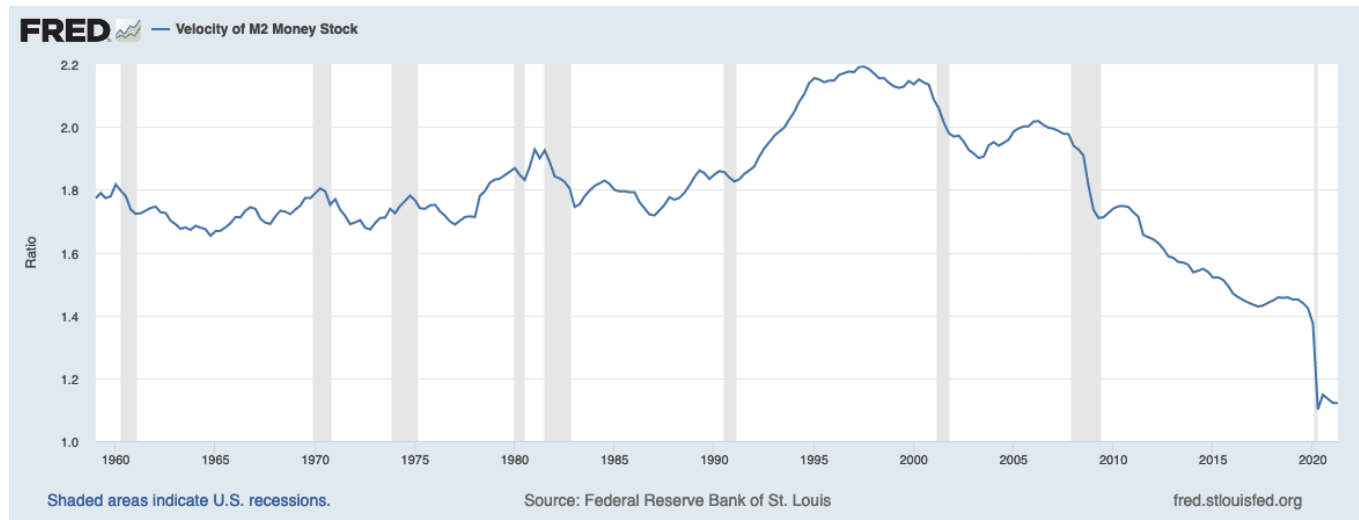


Figure 4.1.3: Federal Reserve Bank of St. Louis, Velocity of M2 Money Stock [M2V], retrieved from FRED, Federal Reserve Bank of St. Louis; September 30, 2021.

The standard bearer of Monetarism was Nobel Laureate Milton Friedman of the University of Chicago. Unfortunately, although the ratio of GDP to M2 was fairly constant in the 1960s and 1970s when Friedman was doing his Nobel Prize winning research, it is no longer true (see graph below). This discrepancy now calls into question the validity of Monetarism.

Firms need employees to make things and provide services, and we can get pretty specific about how many people will be employed based on additional GDP purchases. In 2018, if we take the total GDP and divide it by the number of employed people, we get this result:

$$\frac{2018 \text{ Nominal GDP}}{2018 \text{ Employed Workers}} = \text{Output per Worker (2018)}$$

$$\frac{\$20.5 \text{ Trillion}}{155,760,000 \text{ Workers}} = \$131,600 \text{ Output per Worker}$$

Thus we see that for every \$131,600 in GDP purchased throughout the course of the year, the economy needs to hire on average one additional worker. This is how the Federal Reserve Bank influences employment.

As for inflation, the Fed influences this by maintaining the growth of M2. Simply put, inflation is caused by too much money trying to buy fewer goods and services, thus raising prices. This can be expressed in the Inflation Equation from the economic Quantity Theory of Money:

$$\text{Rate of Inflation} = \text{Rate of Growth of Money Supply} - \text{Rate of Growth of Real GDP}$$

Although this does not hold exactly for every year, it is true over the long run (ten years or more), and we see that the actual data support this relationship. An important way to interpret this equation (for our purposes) is that if the money supply is growing more quickly than the supply of goods and services available to purchase, then prices will rise. As we said, this general rise in the prices in an economy is called inflation. Therefore, we see that the Fed can influence employment by increasing the money supply or reduce the rate of inflation by decreasing the money supply. Unfortunately, these dual mandates are sometimes in conflict, and when they are, the Fed will always choose controlling inflation over achieving maximum employment. In the past, the Fed has sometimes put the economy into a recession in order to control inflation.

The Fed is very interested in controlling expectations in the marketplace, and it has been very clear about its targets for maximum employment and low and stable prices. The Fed is trying to achieve the natural rate of unemployment. The determination of this rate is an empirical question, not a theoretical one. The natural rate of unemployment is the rate which if we go below it wages

generally rise (wage inflation), and this then causes general inflation in the economy. The Fed used to think the natural rate of inflation was 4.5%, but at the end 2019, the unemployment rate is 3.7% without seeing any significant inflation in the economy.

As to the ideal inflation rate, the Fed set a target of a 2% general rise in prices over the course of a year. We might call this target **Goldilocks inflation**, as the Fed does not want the rate of inflation to be much higher or much lower than this. Higher inflation can feed on itself (through inflation expectations), while lower inflation can cause consumers to hold off their spending. I should note that the Fed targets core inflation, which is the rise in GDP prices, and it eliminates food and energy prices from the calculation, as they are too volatile.

In order to control the money supply and therefore short term interest rates, the Fed conducts **Open Market Operations**. If unemployment is too high, the Fed buys Treasury Bonds from the banks, thereby increasing their Reserves (the banks' money that has not yet been lent out). This increases the money supply and lowers interest rates, stimulating the economy through the availability of cheaper borrowing rates for all loans. If inflation is too high the Fed sells Treasury Bonds to the banks, thereby decreasing their Reserves. This decreases the money supply and increases interest rates and slows down the economy due to more expensive borrowing rates.

Nominal Money and Real Money

This subtitle might confuse you. What is the difference between nominal and real money? Further, what is the distinction between nominal and real wages? Simply put, **nominal value** is money's face value. If you have a hundred-dollar bill, its nominal value is \$100. On the other hand, its **real value** is what it can purchase. Let's say you hold that \$100 bill for a year, and in that year, prices of the things you normally buy rise by 10% (as measured by the Consumer Price Index, or CPI). Your \$100 bill is now worth 10% less or \$90 in real money. This is why high inflation is so pernicious; it erodes the value of your money. High inflation hurts poor people the most, because the things that usually inflate—food and energy—occupy a large portion of their budget. High inflation also hurts retired people on a fixed pension for the same reason. (As a side note, social security payments are increased every year according to the rise in the CPI, but many corporate pensions are not).

Nominal wages are the face value of the wages you receive, and similar to our discussion of real money above, real wages are what your wages can purchase. High inflation erodes the value of your wages, and this has a deep impact on your day-to-day life. Pew Research shows that real wages have been flat for the last 30 years or so, noting that despite the strong labor market, wage growth has lagged expectations. In fact, despite some ups and downs over the past several decades, today's real average wage (that is, the wage after accounting for inflation) has about the same purchasing power it did 40 years ago. And what wage gains there have been have mostly flowed to the highest-paid tier of workers (2018).

These relatively flat real wages have exacerbated both the income distribution and wealth distribution in the United States. The top 10% of income earners have gained an increasing share of total income, and this has also contributed to the top 10% owning an increasing share of the wealth in the United States.

Finally, it is worth noting that employers consider real wages in their hiring decisions. This is true both in economic theory and in their real-world decisions. An increase in wages above the CPI actually causes a drop in labor demand and vice versa. The fact that real wages have been stagnant for many years is good for employers but bad for workers.

Foreign Exchange Rates

As part of your financial education in a global economy, you should understand global exchange rates. When importers bring foreign goods into the United States, they will put them up for sale at U.S. dollar prices. However, the manufacturer in the foreign country wants to be paid in the local currency. As you see below, supply and demand affect the value of one currency in terms of another, and this influences the price of an imported good in the United States.

Here is an example:

Table 4.1.1. Foreign Exchange Rate Toyota Example

Price of Toyota in Japan	Price of Toyota in the U.S.	Exchange Rate	Price of Toyota in the U.S.
1,000,000 Yen		100 Yen/ U.S. \$	\$10,000 U.S.
1,000,000 Yen		90 Yen/ U.S. \$	\$11,111 U.S.
1,000,000 Yen		110 Yen/ U.S. \$	\$9,090 U.S.

Think of the exchange rate as the price of the foreign currency. Thus when the U.S. dollar can purchase 100 Yen, the 1,000,000 Yen price translates to 10,000 in U.S. dollars. If the U.S. dollar depreciates to 90 Yen/ U.S. dollar, the Toyota costs more in the U.S. If the U.S. dollar appreciates to 110 Yen/ U.S. dollar, the Toyota costs less in the U.S.

The bottom line is that a stronger U.S. dollar makes imports into the United States cheaper and incentivizes U.S. consumers to buy more imports. The contrary is also true: a weaker U.S. dollar makes foreign goods more expensive and discourages imports. Similarly, a weaker U.S. dollar makes U.S. exports cheaper and encourages foreign consumers to buy our goods. U.S. Presidents and Treasury Secretaries always say that they want a strong U.S. dollar, but secretly, they really do not. Overall, a weaker dollar is good for the U.S. economy.

The basic law of supply and demand causes fluctuations in the valuations of currencies relative to one another. Even with these fluctuations, there are a number of reasons someone who holds a foreign currency would want to trade them for U.S. dollars:

- To buy U.S. Exports. U.S. companies who are exporting goods and services to a foreign company want to be paid in U.S. dollars, so foreign importers must exchange their currency for U.S. dollars.
- To invest in U.S. Investments, such as the U.S. Stock Market, the U.S. Bond Market, U.S. Real Estate, or to buy a U.S. company. Investors from every country in the world invest in the U.S. Stock and Bond Markets. They are considered one of the most reliable investment markets in the world. Since the stocks and bonds in these markets must be paid for in U.S. dollars, anyone buying U.S. stocks or bonds (or U.S. Real Estate or U.S. companies) must exchange their currency for U.S. dollars.
- Speculation on the volatility in the value of currencies (or “hot money”). Currency values fluctuate every day relative to each other. Usually, these daily fluctuations are small. However, over a year or longer, there can be significant changes in the relative value of currencies, caused by supply and demand for particular currencies. For example, if an investor expects the U.S. dollar to appreciate 10% over time against the Japanese Yen, they can buy and hold dollars until they rise against the Yen. Then, after converting the dollars back to Yen, the investor will earn 10% (minus any transaction costs).

For a real world example, the U.S. dollar appreciated 4.3% in 2018 and continued to appreciate in 2019 (measured against a basket of foreign currencies) due to an influx of foreign money into U.S. investments. Foreign stock and bond markets were not doing as well as their U.S. counterparts at the time, so foreign investors had to trade their currency for U.S. dollars in order to invest in American markets. The demand for U.S. dollars caused it to rise and as a consequence, foreign imports became cheaper, and the U.S. brought in more imports.

It's all pretty complicated, but that's the real world. Since 2019, the U.S. dollar has stopped its appreciation (after a brief jump during the Pandemic Recession), as seen in the graph below:

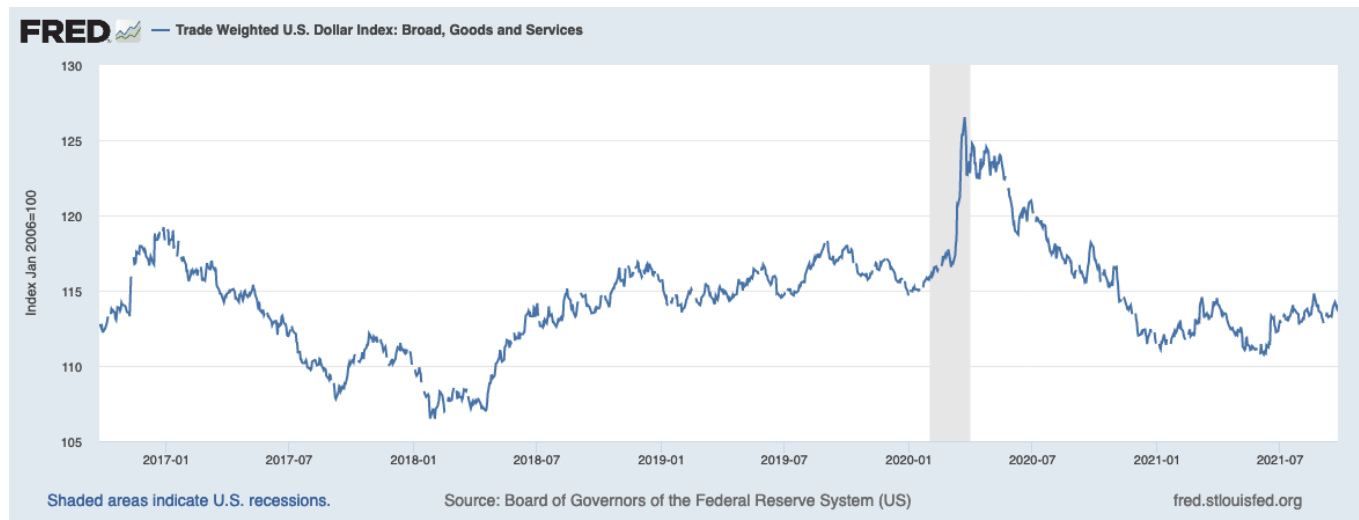


Figure 4.1.3: Board of Governors of the Federal Reserve System (US), Trade Weighted U.S. dollar Index: Broad, Goods and Services [DTWEXBGS], retrieved from FRED, Federal Reserve Bank of St. Louis; September 29, 2021.

The U.S. dollar is also the preferred currency for several Central Banks, and it is the preferred international currency. As a result, the U.S. dollar is involved in over 90% of over \$4 trillion dollars' worth of foreign exchange trades every day.

How We Get Addicted to Money

In *The Protestant Work Ethic and the Spirit of Capitalism*, sociologist Max Weber points out that there has been a predisposition to amassing material things since this country's founding (1930). Puritans, the original colonizers were Calvinists, and as such, they believed in predestination. In this tradition, God already knows who is going to end up in heaven or hell; however, for Puritans, this also meant that those destined for heaven would also be blessed with material prosperity in this life. The Puritans then worked hard to attain material wealth but also led ascetic lifestyles—no drinking, no dancing, and no enjoyment of their wealth. As Weber points out, all of this was so that these forefathers of the American Dream could assure themselves that they were truly one of the chosen.

American materialism still exists in our society's **materialistic value orientation** (MVO), as defined by Kasser and Kanner:

From our perspective, an MVO involves the belief that it is important to pursue the culturally sanctioned goals of attaining financial success, having nice possessions, having the right image (produced, in large part through consumer goods) and having a high status (defined mostly by the size of one's pocketbook and the scope of one's possessions (2004).

Further, Kasser and Kanner focus on two questions:

1. What causes people to care about and to accept materialistic values and to “buy into” high consumption behavior?

MVO develops in individuals through two pathways:

- From personal experiences and environments that deny peoples' basic psychological needs of safety, relatedness and love, and competence and autonomy
- From exposure to social models that encourage materialistic values – parents who are excessively materialistic or by heavy exposure to the advertisements and influences of our materialistic culture or by schooling (Kasser & Kanner, 2004)

2. What are the personal, social and ecological consequences of an individual's or a society's having a strong MVO?

According to Kasser and Kanner, personal well-being declines as materialism becomes more centralized in someone's value system. Further, they show that an MVO encourages behaviors that damage interpersonal and community relations and destroy the ecological health of the planet.

Many psychologists, economists, and neuroscientists have presented research that shows how easily money can become addictive (Layard, 2005, Peterson, 2007). The human brain constantly engages in what is called “hedonic adaptation.” When we reach a higher level of income, we initially derive satisfaction from it. However, very soon, we adapt mentally and emotionally to that higher level and need even more money to achieve the same level of happiness. Through the same mechanisms by which we can succumb to drugs, alcohol or gambling, people can become addicted to money.

Current psychological theories characterize money as both a tool (a function of money as what it can be exchanged for) and as a drug (a maladaptive function of money as an interest in the money itself) (Lea and Webley 2006). Essentially, this posits that people not only value money for its instrumentality—that is, how it enables people to achieve goals—but for itself—that is, for the totally false sense of control, security, and power that it gives (Vohs et al. 2006). Conversely, Price et al. (2002) have shown that physical and mental illness after financial strain due to job loss is triggered by reduced feelings of personal control.

Unfortunately, even with enormous amounts of money, the wealthy are no happier than the less wealthy. In fact, they are actually more prone to depression and psychopathology (Kasser & Kanner, 2004, p. 129). Adults who engage in conspicuous consumption are largely trying to compensate for our unique human awareness of mortality and the pursuit of self-worth and meaning that this engenders or, simply put, existential anxiety, or the fear of going out of existence (Kasser & Kanner, 2004, p.128). National and time-series studies attest to the fact that large amounts of wealth have little or no effect on happiness. Real purchasing power has more than doubled in the United States, France, and Japan over the last fifty years, but life satisfaction has not changed at all (Seligman, 2002, p. 153; Layard, 2005).

I believe that people with a MVO are at risk for anxiety, psychological problems, family dysfunctions, health problems, and personal financial problems. The evidence for this is voluminous (Kasser and Kanner 2004). These attitudes cause real damage and

are then major contributors to social problems that undermine the fabric of our society. MVO even contributes to world discord, as the exportation of American materialism emphasizes the gulf between the haves and the have-nots around the globe.

Cryptocurrencies

For economists, Bitcoin and other cryptocurrencies are an interesting experiment, but they are not yet ready to be adopted by banks and financial institutions as a way of doing business. The extreme volatility of Bitcoin (see chart below) and other cryptocurrencies make them an extremely poor store of value (one of the main functions of money) though they might be an adequate medium of exchange. Further, if you look at the history of the Bitcoin, you will see that there have been a number of scandals and thefts. Bitcoin's defenders say these problems are just the "growing pains" of a whole new type of currency and system. To this I say, that is fine, but let me know when it is grown up and adopted by (and guaranteed by) major financial institutions in the United States. My advice is to stay away from these cryptocurrencies for now.

The graph below certainly looks enticing. If you had bought one Bitcoin on January 8, 2015, at a price of \$288.99, you would have had your investment grow to \$19,650 dollars by December 16, 2017, a return of 67 times your original investment, 3,350% per year for each of the two years you held it. But how could you have known that? At the same time, if you had bought one share of Amazon stock on January 1, 2015 at \$320, you would have had your investment grow to \$3,225 on August 6, 2020, a return of 10 times your original investment, an equivalent to 200% annual return on your investment for each of the five years you held it. The fundamental difference here is that Amazon makes something. It provides goods and services to customers, it has a cash flow, and it has revenue and net income on which you can calculate **Return on Investment** (the universal way we value companies and the price of their stocks). Buying Bitcoin is almost like buying collectibles, like an A-Rod rookie baseball card or a pair of original Air Jordans. Will these collectibles increase in value? Maybe yes or maybe no. Do you remember the Beanie Baby collecting craze? Did those increase in value?



Figure 4.1.4: Bitcoin Stock Price by Fred Rowland is used under a CC BY-NC 4.0 License. Source: Cointelegraph data (11/22/2020).



Figure 4.1.5: Amazon Stock Price by Fred Rowland is used under a CC BY-NC 4.0 License. Source: Yahoo Finance data (11/30/2020).

“Risk follows reward” is an immutable law of Wall Street; if you are seeking higher than average returns, you must go after riskier investments. You might have been lucky enough to invest in Bitcoin in 2015, but you might have bought it in 2017, at the height of its speculative run. You also could have bought shares in an S&P mutual fund at the Vanguard Mutual Fund Company, and your return from January 2, 2015 to August 6, 2020, would have been + 63% over five and a half years for an annual return of 11.5%, with much less risk than Bitcoin (and the start-up, Amazon).



Figure 4.1.6: S&P 500 by Fred Rowland is used under a CC BY-NC 4.0 License. Source: Yahoo Finance data (12/3/2020).

A Cashless Society

Unquestionably, we are moving more and more toward a cashless society. In a cashless society (in the U.S.) it’s possible only drug dealers and firms paying their employees “under the table” will be using cash. Think about all the transactions you use debit or credit cards for each month. Like me, you might also be paying your bills electronically through your financial institution. And, as I mentioned earlier, only about 10% of M2 is actually currency; its circulation creates the rest of M2 in the worldwide banking system. Debit cards could easily replace this currency.

Hyperinflation In Zimbabwe

As I said before, the Quantity Theory of Money states that the growth rate in the money supply will equal the growth rate in the prices of goods and services in an economy (inflation rate) minus the growth rate in real Gross Domestic Product. Rearranging this equation, we have:

$$\text{Rate of Inflation} = \text{Rate of Growth of Money Supply} - \text{Rate of Growth of Real GDP}$$

This is called the inflation equation. As we said above, although this relation does not hold for every year, it is accurate over the long run, a fact supported by the empirical evidence. To paraphrase the Nobel Prize winning economist, Milton Friedman, inflation is always and everywhere a money supply problem (1970).

As a thought experiment, imagine an economy with a certain (fixed) money supply. You need money to buy goods and services created within that economy (the GDP). Now let's imagine that over time the money supply grows 10% greater (rate of growth = 10%) but the goods and services do not change at all (rate of growth = 0%). Therefore, the prices paid for the fixed amount of goods and services will be bid up by 10% (rate of inflation = 10%).

For example, consider Robert Mugabe, the strongman dictator who ruled Zimbabwe for over 30 years. From 2007 to 2010, he created seismic shifts in his country's monetary policy. Since he needed more money to run the government, to pay the military, and to buy imports, he simply ordered the Central Bank of Zimbabwe to print more money. Unfortunately, he printed so much money compared to the supply of goods and services that the rate of inflation in 2008 was over one billion percent (1,000,000,000%). As things became more expensive, the Central Bank had to print currency notes in larger and larger denominations so the residents would not have to carry money around in wheelbarrows to pay for food at the market.

In addition, Mugabe instituted poorly executed land reforms that did not help, but the root cause of the hyperinflation was printing too much money.

In 2009, so many people had lost confidence in the Zimbabwe dollar that the government had to allow the U.S. dollar and other foreign currencies to be used for payments. They also stopped printing the Zimbabwe dollar, which caused the inflation rate to drop precipitously. Even so, in 2010, it still cost 100 Billion Zimbabwe dollars to buy lunch. Eventually, the inflation rate in Zimbabwe was tamed (relatively, at least), and as of June 2019, the official inflation rate was 97.8% annually.

4.1: What is Money is shared under a [CC BY-NC-SA 4.0](#) license and was authored, remixed, and/or curated by Donald T. Wargo, Temple University.

4.2: Analyzing Your Current Financial Situation

Your Parents' Advice

Some students may have received advice from their parents or other adults ranging from how to ride a bike to which fork to use at a formal dinner. However, many parents are reluctant to talk to their children about financial management. And if you got financial advice, it might be wrong, as so much has changed since they had to make the important financial decisions you are currently facing. Julia Carpenter, in the Wall Street Journal article “Your Parents’ Financial Advice is (Kind of) Wrong,” points out what is right and wrong about your parents’ advice:

The rules have changed...Americans entering the workforce in the decade since the financial crisis face a starkly different landscape than their parents did at the same age. They often have far higher student loan debt. Housing eats up a bigger chunk of each paycheck. And young households have lower incomes and fewer assets than previous generations did at the same ages (2019).

Given these new conditions, Carpenter feels we need new rules. Below, I have listed these rules along with my commentary.

Educational Debt is Not Necessarily Good Debt

In 2018, the average starting salary of a college graduate was about \$60,000, while the average salary for a high school graduate was \$28,000. On average, students complete their undergraduate degrees in five years; however, at more than a third of U.S. colleges, only half of the students will earn their degree in eight years. Those who do not finish end up with debt but not with the higher income they were hoping for. Further, four in ten college graduates are in jobs which do not require a college degree (New York Federal Reserve Bank, 2018).

If you plan to go to graduate school, remember that if your starting salary after the degree equals the debt incur then it is probably a good investment. You want to be able to pay your living expenses and still have enough left over to pay off your loans in about ten years. If you think about it, “buying” an education after high school is really an investment and you should think about the kind of return you will be getting on that investment.

Do Not Assume You Should Buy a Home

Owning a house is still part of the American Dream, but it might not make financial sense for you. For example, you might work in a city with a hot housing market. You might not be able to afford a down payment, or you could wind up depleting your entire savings. On top of that, if you do not expect to stay in a city for more than three years, you will likely not get back all the transaction costs (fees, title insurance, etc.) of purchasing a house. Do not buy a house just because you think you should.

The Best Place for Financial Growth

You should compare your salary (or potential salary, based on the average for your field) to a city’s cost of living. Many people think it would be cool to live in New York City or San Francisco, but the cost of living is so high that your salary has to be proportionate. Otherwise, you can find yourself commuting an hour or more from the only affordable living accommodations in the area. Some cities like Chicago, Philadelphia, Austin, and Portland, although costly, have more affordable housing than San Francisco and good starting salaries. If, for example, you compare the salaries of high-tech workers and the cost of living in San Francisco to those in these cities, you will find you are financially better off living in the city with the lower cost of living. Cities around the U.S. are trying to attract tech companies and, although San Francisco had a higher percentage of high-tech jobs as a proportion of overall jobs, there are good high-tech jobs in the many cities.

As a result of the Pandemic, remote work has increased substantially. The U.S. Census Bureau recently released its annual 2021 American Community Survey a survey of household behavior (September, 2022). According to the Census Bureau, between 2019 and 2021, the number of people primarily working from home tripled from 5.7% (roughly 9 million people) to 17.9% (27.6 million people).

However, remote work is not evenly distributed around the country. In metropolitan areas, 19% of employees worked from home (with Washington, D.C. at 48% remote workers and Silicon Valley at 35% remote workers as outliers). Outside metro areas, only 9% of employees were working from home in 2021.

The opportunity for remote work is a factor to consider when seeking a position. It has its advantages, including working flexible hours and saving on commuting time. It also has its disadvantages, including the loss of comradery of office work and not being visible to your superior to take advantage of bonding and advice.

Not All the Old Rules Are Dead

Your parents might have followed this old rule: be frugal until you save up enough for the down payment on a house. Unfortunately, with student debt and the higher cost of housing, it does not work to do simple things like pack your own lunch or hold off on a vacation. It's part of the American Dream that couples rent for a while, save up for a house, and then, when they are ready to have children, buy a house in a good school district. If they cannot do this, they might feel a sense of disappointment or failure. However, that should not cause you to throw up your hands and not work on saving for your future. There are still important goals for you to save for. First, although young people tend to live in cities, there are almost always suburbs that are more affordable.

Under the **gravity model of real estate**, the center of gravity is downtown where there are a lot of jobs. Then, unless there are physical constraints such as mountains or a coastline, housing construction proceeds over the years in concentric rings around center city. In general, the closer the housing is to the center, the more expensive it is. Housing that is farther out is then cheaper, but it could entail a longer commute. However, in many cities, young people are creating a new trend of moving into affordable suburban housing, and others have started looking for a job in smaller cities with good salaries and a reasonable cost of living.

Outside of housing, you will need to save for a number of things. You should have an emergency fund of, ideally, at least six months' salary in case you lose your job and begin contributing to your retirement as early as possible. If you intend to have children and expect them to attend college, you should begin putting aside money for their college expenses. Put these savings into an account where the money will compound to a significant amount by the time you need it. Having these savings will reduce your financial anxiety and improve your well-being.

Ten Rules for Financial Freedom

In 2019, Susan Hube wrote for the financial journal Barron's saying:

The true measure of financial success isn't how much money you make—it's how much you keep. That's a function of how well you're able to save money, protect it, and invest it over the long term. Sadly, most Americans are lousy at this(Hube, 2019).

Two-thirds of Americans would have trouble coming up with \$1,000 cash (not credit) to pay for an unexpected medical bill or emergency. Even more disturbing, seventy-five percent are not saving enough or investing correctly for their future retirement requirements. While there are a number of external factors that exacerbate this problem—stagnant salaries, expensive healthcare and education and rising housing costs—there is a deeper issue: a lack of financial literacy.

Parents are reluctant to talk to their children about money, and high schools and colleges lack financial literacy courses. Individuals are increasingly left on their own to decide how much to save and where to invest their savings. To help, Hube laid out ten rules for financial freedom that I present here, along with my commentary.

Set goals.

The first step is to set goals: short-term, medium-term, and long-term. For example, a short-term goal could be to save up six-months' salary as an emergency fund. A medium-term goal might be to save up for a down payment on a house. Finally, a long-term goal would be to save for retirement.

The sooner you set your goals, the sooner you will begin trying to achieve them. Goals motivate us, and when you have your goals to think about, you will likely squirrel away the extra cash.

Know what you have got and what you need.

Always keep this question in mind: "Do I need this thing or do I just want it?" It is hard to resist something you really want, like a new pair of shoes or a new kind of tool. However, you should it is not a good idea to buy something just because it gives you a jolt of pleasure.

For example, my neighbor had a garage sale recently. Since my wife helped organize the sale, we got a preview on what was being sold. I saw three electric guitars, and I really wanted one. Luckily, my wife said, "You already have a guitar. You don't need

another one!" I must admit, it was hard to distract myself from that guitar, but the next day, I knew she was right.

Look at your monthly after-tax income (disposable income), and add up all your expenses for the month. If your expenses exceed your income or if you are not saving any money monthly, you have to cut expenses. Finally, if you are buying things that you do not need or do not use (such as a gym membership or a particular streaming service), drop it and bank the money.

Save systematically.

Pay into your savings, the same way you pay your electric bill: monthly and automatically. Assuming you have joined a credit union for your banking needs, (See Chapter 10, Banks and Financial Institutions.) arrange for automatic bill payment and have a specific amount transferred into your savings account every month. Ideally, you will be saving 10% of your disposable income each month. However, this is impossible to do in your first or second job. Start out with 5% of your take-home pay and slowly ramp it up to 10%.

Begin saving early to take advantage of the compounding of interest. In simple terms, this means if you put \$1,000 in a savings account, and in year one you earn 10% interest, this means you will have \$1,100 at the end of the first year. If you leave the \$1,100 in the account and continue to earn 10% interest, you will not only earn interest on the original principle of \$1,000 but you will also earn interest on your year one interest. Thus, at the end of year two, you will have \$1,210 in your account.

There are websites such as www.bankrate.com that give you compound interest calculators to estimate the value of your principle over time, but the Rule of Seventy can also calculate your money's growth. Take the number 70 and divide into it the interest you earn. Assuming compounding of interest, the result is the number of years it will take for your money to double. Using our example above, if you are earning 10% per year your money will double in seven years. (A 10% return is not an unrealistic goal. As you will see in Chapter 15, The Vanguard Group has shown that, going back to 1926, a mutual fund containing a very broad portfolio of U.S. stocks (i.e., the stocks in the S&P 500 Index) has earned 10% per year).

Invest in your retirement plan.

If your employer provides a retirement plan, for example, a 401(k), and matches your contribution to it, always contribute the maximum your employer will match. If you really think about this, you are earning 100% return on your money; the employer is doubling the money you contribute. You should even give up your lunch or other non-essential expenditures to contribute the maximum.

Employers often have 401(k) plans where they will match your contribution up to 4% of your gross salary. These plans have taken the place of the traditional guaranteed pensions and have shifted the burden of managing each worker's retirement fund from the employer to the worker. However, if you put your retirement contributions in a mutual fund of all stocks with a good manager such as Vanguard, you can earn the 10% annually. The value of a 401(k) plan is that the money you contribute and the money your employer matches are tax-deferred (but not tax-free). That is, you are not taxed on these contributions nor on the annual return (presumably 10% annually) until you withdraw money for your retirement. If your employer does not offer a retirement plan or if you are self-employed, you can create either an Individual Retirement Account (IRA) or a Roth Individual Retirement Account (Roth IRA) and still earn the same returns. As of 2019, you can contribute up to a maximum of \$19,000 into a 401(k) and \$6,000 or \$7,000 into a Roth IRA.

Invest for growth.

Until you are within a couple of years of retirement, you should invest your retirement funds and other extra income for growth, which means investing in stocks. Although stock prices have more volatility than bonds, they return double what bonds do over time. You will need to be able to stomach that volatility in order to get the higher return. In Wall Street terms, a bull market is a market in which prices are going higher, while a bear market is a market in which prices are going lower. This archaic language comes from the fact that a bear hits downward with its paws while a bull goes upward with its horns. See Chapters 14 and 15 for more detail on the joys and risks of investing in the stock market.

Avoid bad debt.

Debt used for investing in something, such as a house, your education, or your car is good debt. Credit cards are bad debt—debt for consumption purposes. If you buy something with a credit card, pay it off at the end of month. Credit cards charge anywhere from 9% to 25% per month, depending on your credit score. If you pay only the minimum each month, you can end up paying double the original amount you borrowed. If you really need to pay for something on a credit card, such as car repairs or a new computer for school or work, use the credit card that charges the lowest interest rate and then use another credit card for your other purchase and pay it off every month.

Do not overpay for anything.

Do not overpay on fees or commissions for investing in stocks and do not overpay on your taxes. I talk about each of these issues in the chapters on investing and on taxes. Financial advisers usually charge 1% of your assets annually to tell you what stocks to buy. None of the actively managed portfolios or mutual funds has consistently exceeded the return on the S&P 500. Index funds or Exchange Traded Funds will hold all the stocks in the S&P 500 or similar indexes and will charge less than ¼% of your assets annually and still return 10% per year on average. Furthermore, do not overpay on other big purchases, such as televisions and appliances. Shop around.

Protect yourself.

The ideal goal is to build up a fund worth six months' expenses. This is a very difficult goal to accomplish, so when you are young try to save at least one month's rent for starters. Why do all the experts pick six months as the ideal amount in this emergency fund? This is because it takes about six months to find a new job if you are laid off. You can go on your job search without falling apart emotionally. Also, buy renters insurance (It's very cheap) and, if you own a house, a decent house policy with a reasonably low deductible.

You may have an accident and be unable to work. Many employers pay for a minimum amount of disability insurance that will pay you 60% of your salary if you are disabled long term. If you own a home and have a family, you should consider buying some long-term disability insurance as a supplement to your employer's. It is pretty inexpensive. As to life insurance, do not buy a whole life policy. Whole life insurance is a rip-off. If your life is financially complicated with a house and family, buy term life insurance. It is much cheaper than whole life insurance.

Keep your investing simple.

As I said above, keep your investments simple. Do not chase fads, such as cryptocurrency or 3D printing companies. Invest in an Index Fund that has the S&P 500 stocks in it, and you will pay low fees and earn on average 10% per year. Also, a mutual fund with the S&P 500 stocks in it will have Google, Apple, Facebook, and any other significant stock worth holding, so you can still ride the high-tech wave with your mutual fund.

Seek unbiased advice.

I strongly advise you to go to Vanguard and invest in one of their index funds. Vanguard is owned by the customers who invest in its mutual funds, so it is essentially a non-profit. There are no stockholders, so they can keep their fees low. Jack Bogle, the founder of Vanguard, invented Index Funds (passively managed funds that track a stock market index like the S&P 500) because he saw that actively managed mutual funds were not beating the S&P 500 returns and were charging a fee of 1% of assets.

Finally, do not buy individual stocks from a stockbroker, and do not buy mutual funds that charge you a commission to get into them. You cannot pick the consistent winner stocks and the brokers who charge you a commission to get into a fund often sell you the investment that gains them the highest commission, not the investment that fits your needs.

4.2: Analyzing Your Current Financial Situation is shared under a [CC BY-NC-SA 4.0](https://creativecommons.org/licenses/by-nc-sa/4.0/) license and was authored, remixed, and/or curated by Donald T. Wargo, Temple University.

4.3: Video- TED Wendy De La Rosa 10 Steps To Boost Your Financial Health



4.3: Video- TED Wendy De La Rosa 10 Steps To Boost Your Financial Health is shared under a [not declared](#) license and was authored, remixed, and/or curated by LibreTexts.

CHAPTER OVERVIEW

5: Financial Plans- Budgets

This chapter demonstrates how organized financial data can be used to create a plan, monitor progress, and adjust personal financial goals.

- 5.1: Introduction to Budgets
- 5.2: The Budget Process
- 5.3: Creating the Comprehensive Budget
- 5.4: The Cash Budget and Other Specialized Budgets
- 5.5: Budget Variances
- 5.6: Budgets, Financial Statements and Financial Decisions
- 5.7: Alternate Perspective
 - 5.7.1: Personal Budgeting
 - 5.7.1.1: Making a Budget
 - 5.7.1.2: Creating Your Budget
 - 5.7.1.3: Understanding College Costs
 - 5.7.1.4: Saving and Investing
 - 5.7.2: Budgets and Saving
 - 5.7.3: Video- Can't Stick to a Budget? Try these tweaks Instead

This page titled [5: Financial Plans- Budgets](#) is shared under a [CC BY-NC-SA 3.0](#) license and was authored, remixed, and/or curated by [Anonymous](#) via [source content](#) that was edited to the style and standards of the LibreTexts platform.

5.1: Introduction to Budgets

Seeing the value of reaching a goal is often much easier than seeing a way to reach that goal. People often resolve to somehow improve themselves or their lives. But while they are not lacking sincerity, determination, or effort, they nevertheless fall short for want of a plan, a map, a picture of why and how to get from here to there.

Pro forma financial statements provide a look at the potential results of financial decisions. They can also be used as a tool to plan for certain results. When projected in the form of a **budget**, figures become not only an estimated result but also an actual strategy or plan, a map illustrating a path to achieve a goal. Later, when you compare actual results to the original plan, you can see how shortfalls or successes can point to future strategies.

Budgets are usually created with a specific goal in mind: to cut living expenses, to increase savings, or to save for a specific purpose such as education or retirement. While the need to do such things may be brought into sharper focus by the financial statements, the budget provides an actual plan for doing so. It is more a document of action than of reflection.

As an action statement, a budget is meant to be dynamic, a reconciliation of “facts on the ground” and “castles in the air.” While financial statements are summaries of historic reality, that is, of all that has already happened and is “sunk,” budgets reflect the current realities that define the next choices. A budget should never be merely followed but should constantly be revised to reflect new information.

This page titled [5.1: Introduction to Budgets](#) is shared under a [CC BY-NC-SA 3.0](#) license and was authored, remixed, and/or curated by [Anonymous](#) via [source content](#) that was edited to the style and standards of the LibreTexts platform.

5.2: The Budget Process

Learning Objectives

1. Trace the budget process.
2. Discuss the relationships of goals and behaviors.
3. Demonstrate the importance of conservatism in the budget process.
4. Show the importance of timing in the budget process.

The budget process is an infinite loop similar to the larger financial planning process. It involves

- defining goals and gathering data;
- forming expectations and reconciling goals and data;
- creating the budget;
- monitoring actual outcomes and analyzing variances;
- adjusting budget, expectations, or goals;
- redefining goals.

A review of your financial statements or your current financial condition—as well as your own ideas about how you are and could be living—should indicate immediate and longer-term goals. It may also point out new choices. For example, an immediate goal may be to lower housing expenses. In the short-term, you could look for an apartment with lower rent, but in the long run, it may be more advantageous to own a home. This long-term goal may indicate a need to start a savings plan for a down payment.

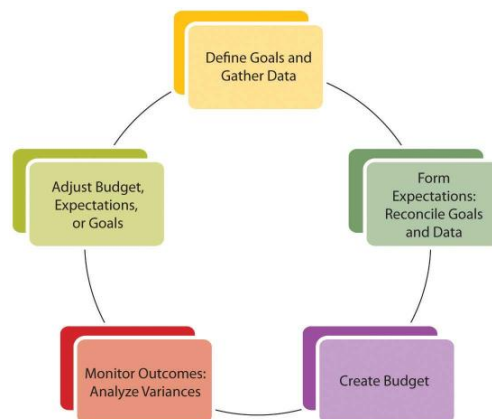


Figure 5.2.1 : The Budget Process

The process of creating a budget can be instructive. Creating a budget involves projecting realistic behavior. Your assumptions may come from your actual past behavior based on accurate records that you have gathered. If you have been using personal finance software, it has been keeping those records for you; if not, a thorough review of your checkbook and investment statements will reveal that information. Financial statements are useful summaries of the information you need to create a budget.

After formulating realistic expectations based on past behavior and current circumstances, you still must reconcile your future behavior with your original expectations. For example, you may recognize that greater sacrifices need to be made, that you must change your behavior, or even that your goals are unattainable and should be more realistic—perhaps based on less desirable choices. On the other hand, this can be a process of happy discovery: goals may be closer or require less sacrifice than you may have thought.

Whether it results in sobering dismay or ambitious joy, the budget process is one of reconciling your financial realities to your financial dreams. How you finance your life determines how you can live your life, so budgeting is really a process of mapping out a life strategy. You may find it difficult to separate the emotional and financial aspects of your goals, but the more successfully you can do so, the more successfully you will reach your goals.

A budget is a projection of how things should work out, but there is always some uncertainty. If the actual results are better than expected, if incomes are more or expenses less, expectations can be adjusted upward as a welcome accommodation to good fortune. On the other hand, if actual results are worse than expected if incomes are less or expenses more, not only the next budget

but also current living choices may have to be adjusted to accommodate that situation. Those new choices are less than preferred or you would have chosen them in your original plan.

To avoid unwelcome adjustments, you should be **conservative** in your expectations so as to maximize the probability that your actual results will be better than expected. Thus, when estimating, you would always underestimate the income items and potential gains and overestimate the expense items and potential losses.

You will also need to determine a time period and frequency for your budget process: annually, monthly, or weekly. The timing will depend on how much financial activity you have and how much discipline or guidance you want your budget to provide. You should assess your progress at least annually. In general, you want to keep a manageable amount of data for any one period, so the more financial activity you have, the shorter your budget period should be. Since your budget needs to be monitored consistently, you don't want to be flooded with so much data that monitoring becomes too daunting a task. On the other hand, you want to choose an ample period or time frame to show meaningful results. Choose a time period that makes sense for your quantity of data or level of financial activity.

Summary

- A budget is a process that mirrors the financial planning process.
- The process of creating a budget can suggest goals, behaviors, and limitations.
- For the budget to succeed, goals and behaviors must be reconciled.
- Budgets should be prepared conservatively:
 - Overestimate costs.
 - Underestimate earnings.
- The appropriate time period is one that is
 - short enough to limit the amount of data,
 - long enough to capture meaningful data.

Exercises

1. In your financial planning journal, begin your budgeting process by reviewing your short-term and long-term goals. What will it take to achieve those goals? What limitations and opportunities do you have for meeting them? Then gather your financial data and choose a time period and frequency for checking your progress.
2. Watch [Building a Better Financial Future: Developing A Realistic Budget](#) (2:04 minutes). Why is a budget so important in personal financial planning? What kinds of problems can you resolve by manipulating your personal budget? What kinds of goals can you attain through changes to your personal budget?
3. Watch and reflect on [Why we make bad financial choices -- even when we know better](#) (3:36 minutes). Add notes in your personal finance journal reflecting on what you heard and learned.

This page titled [5.2: The Budget Process](#) is shared under a [CC BY-NC-SA 3.0](#) license and was authored, remixed, and/or curated by [Anonymous](#) via [source content](#) that was edited to the style and standards of the LibreTexts platform.

5.3: Creating the Comprehensive Budget

Learning Objectives

1. Describe the components of the comprehensive budget and their purposes.
2. Describe the components of an operating budget.
3. Discuss the sources of recurring income and expenses.
4. Identify the factors in the operating budgeting process.
5. Identify the factors in the capital budgeting process.

Gathering data and creating a budget—with some goals already in mind—are the initial steps in the process. Understanding the format or shape of the budget will help guide you to the kind of information you need. A **comprehensive budget**—that is, a budget covering all aspects of financial life—will include a projection of recurring incomes and expenses and of nonrecurring expenditures. (Nonrecurring income or "windfalls" should not be counted on or "budgeted for," conservatively.) Recurring incomes would be earnings from wages, interest, or dividends. Recurring expenditures may include living expenses, loan repayments, and regular savings or investment deposits. Nonrecurring expenditures may be for capital improvements such as a new roof for your house or for purchases of durable items such as a refrigerator or a car. These are purchases that would not be made each period. A comprehensive budget diagram is shown in Figure 5.3.1 .

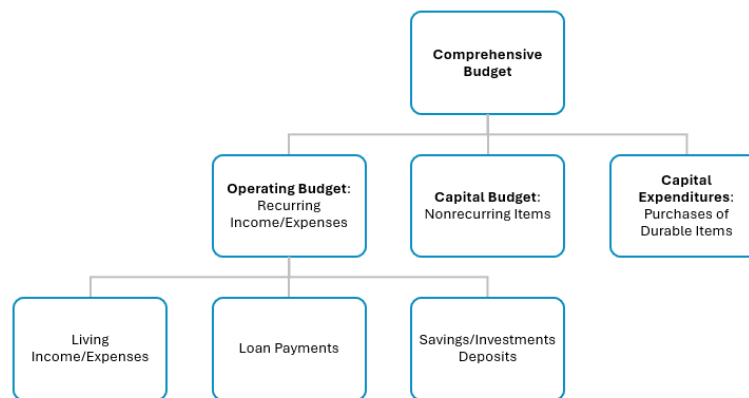


Figure 5.3.1 : Comprehensive Budget Diagram

Another distinction in recognizing recurring and nonrecurring items is the time frame for each. Recurring items need to be taken care of repeatedly and are therefore considered in the short term, while the items on the capital budget may allow for long-term planning because they happen less frequently. The different time horizons for planning for recurring and nonrecurring items may allow for different strategies to reach those different goals.

A comprehensive budget is a compilation of an **operating budget** for short-term goals involving recurring items and a **capital budget** for long-term goals involving nonrecurring items.

Operating Budget: Recurring Incomes and Expenditures

Using Financial History

Recurring incomes and expenditures are usually the easiest to determine and project, as they happen consistently and have an immediate effect on your everyday living. An income statement shows incomes and expenses; cash flow statements show actual cash expenditures. Recurring incomes and expenditures are planned in the context of short-term lifestyle goals or preferences.

Look at a time period large enough to capture relevant data. Some incomes and expenditures recur reliably but only periodically or seasonally. For example, you may pay the premium on your auto insurance policy twice per year. It is a recurring expense, but it happens in only two months of the year, so you would have to look at expenditures over enough months to see it. Or your heating or cooling expenses may change seasonally, affecting your utility expenses in some months more than in others.

The time period you choose for a budget should be long enough to show intermittent items as recurring and nonrecurring items as unusual, yet small enough to follow and to manage choices within the period. For personal budgets, a month is the most common

budget period to use, since most living expenses are paid at least monthly. However, it is best to use at least one full year's worth of data to get a reasonable monthly average and to see seasonal and periodic items as they occur.

Some items may recur, but not reliably: either their frequency or their amount is uncertain. Taking a conservative approach, you should include the maximum possible amount of uncertain expenses in your budget. If income occurs regularly but the amount is uncertain, conservatively include the minimum amount. If income actually happens irregularly, it may be better just to leave it out of your budget—and your plans—since you can't "count" on it.

Consider the following example: Mark works as a school counselor, tutors on the side, does house painting in the summer, and buys and sells sports memorabilia on the Internet. In 2016, he bought an older house with a \$200,000, fixed-rate mortgage at 5.75 percent. Every year, he deposits \$1,000 into his retirement account and uses some capital for home improvements. He used a car loan to buy his car. Whatever cash is left over after he has paid his bills is saved in a money market account that earns 3 percent interest. At the end of 2023, Mark is trying to draw up a budget for 2024. Since he bought the house, he has been keeping pretty good financial records, shown in Figure Table 5.3.2.

Mark has five sources of income—some more constant, some more reliable, and some more seasonal. His counseling job provides a steady, year-round paycheck. House painting is a seasonal although fairly reliable source of income; in 2021 it was less because Mark fell from a ladder and was unable to paint for two months. Tutoring is a seasonal source of income, and since the school hired an additional counselor in 2022, it has decreased. Memorabilia trading is a year-round but unpredictable source of income. In 2023 he made some very lucrative trades, but in 2021 almost none. Interest income depends on the balance in the money market account. He would include his counseling, painting, and interest incomes in his budget, but should be conservative about including his tutoring or trading incomes.

Mark's expenses are reliable and easily predictable, with a few exceptions. His accident in 2021 increased his medical expenses for that year. Both gas for the car and heating expense vary with the weather and the highly volatile price of oil; in 2021 those expenses were unusually high. Property tax increased in 2023 but is unlikely to do so again for several years.

Table 5.3.2 : Mark's Financial Data, 2019–2023

	2019	2020 Actual	2021 Actual	2022 Actual	2023 Actual
Incomes					
Wages		\$ 32,000	\$ 33,500	\$ 35,000	\$ 36,500
Tutoring		\$ 3,000	\$ 400	\$ 5,000	\$ 500
Memorabilia Sales		\$ 2,500	\$ 950	\$ 2,650	\$ 5,300
House Painting		\$ 10,000	\$ 11,000	\$ 4,500	\$ 10,250
Interest Income		\$ 180	\$ 192	\$ 173	\$ 146
Total Income		\$ 47,680	\$ 49,642	\$ 47,323	\$ 52,696
Payroll/Income Taxes		\$ 8,000	\$ 8,375	\$ 8,750	\$ 9,125
Disposable Income		\$ 39,680	\$ 41,267	\$ 38,573	\$ 43,571
Living Expenses					
Groceries		\$ 3,120	\$ 3,120	\$ 3,120	\$ 3,120
Car-Fuel		\$ 1,688	\$ 1,875	\$ 2,813	\$ 1,500
Car-Services, etc.		\$ 350	\$ 350	\$ 320	\$ 350
Car-Insurance		\$ 800	\$ 800	\$ 800	\$ 800
Electricity		\$ 780	\$ 780	\$ 780	\$ 780
Phone/Cable/Internet		\$ 1,500	\$ 1,188	\$ 1,188	\$ 1,068

	2019	2020 Actual	2021 Actual	2022 Actual	2023 Actual
Heat		\$ 1,240	\$ 1,200	\$ 1,990	\$ 1,125
Health Insurance		\$ 320	\$ 335	\$ 350	\$ 365
Medical		\$ 50	\$ 50	\$ 1,200	\$ 50
Dental		\$ 200	\$ 200	\$ 200	\$ 200
Travel/Entertainment		\$ 3,000	\$ 3,000	\$ 3,000	\$ 3,000
Car Loan Payment		\$ 3,600	\$ 5,400	\$ 5,400	\$ 5,400
Mortgage Interest		\$ 11,433	\$ 11,281	\$ 11,120	\$ 10,950
Property Tax		\$ 3,450	\$ 3,450	\$ 3,450	\$ 4,350
Total Living Expenses		\$ 31,530	\$ 33,029	\$ 35,761	\$ 33,058
Income after Living Expenses		\$ 8,150	\$ 8,238	\$ 2,813	\$ 10,514
Interest Expense					
Capital Expenditures/Investment					
Mortgage Principal		\$ 2,573	\$ 2,725	\$ 2,886	\$ 3,056
Free Cash Flow		\$ 5,577	\$ 5,513	-\$ 73	\$ 7,458
Retirement Account Deposit		\$ 1,000	\$ 1,000	\$ 1,000	\$ 1,000
Home Improvement		\$ 4,357	\$ 5,327	\$ 0	\$ 4,146
Savings Deposit (withdrawal)		\$ 220	-\$ 814	-\$ 1,073	\$ 2,312
Draw on (pay off) Line of Credit					
Net Cash Flow		\$ 0	\$ 0	\$ 0	\$ 0
Line of Credit					
Money Market Account Balance	\$ 6,000	\$ 6,400	\$ 5,778	\$ 4,878	\$ 7,336

Using New Information and "Micro" Factors

Along with your known financial history, you would want to include any new information that may change your expectations. As with any forecast, the more information you can include in your projections, the more accurate it is likely to be.

Mark knows that the hiring of a new counselor has significantly cut into his tutoring income and will likely continue to do so. He will get a modest raise in his wages but has been notified that the co-pays and deductibles on his medical and dental insurance will increase in 2024. He has just traded in his car and gotten a new loan for a "new" used car.

The personal or micro characteristics of your situation influence your expectations, especially if they are expected to change. Personal factors such as family structure, health, career choice, and age have significant influence on financial choices and goals. If

any of those factors is expected to change, your financial situation should be expected to change as well, and that expectation should be included in your budget projections.

For example, if you are expecting to increase or decrease the size of your family or household, that would affect your consumption of goods and services. If you anticipate a change of job or of career, that will affect your income from wages. A change in health may result in working more or less and thus changing income from wages. There are many ways that personal circumstances can change, and they can change your financial expectations, choices, and goals. All these projected changes need to be included in the budget process.

Using Economics and "Macro" Factors

Macro factors affecting your budget come from the context of the wider economy, so understanding how incomes and expenses are created is useful in forming estimates. Incomes are created when labor or capital (liquidity or assets) is sold. The amount of income created depends on the quantity sold and on the price.

The price of labor depends on the relative supply and demand for labor reflected in unemployment rates. The price of liquidity depends on the relative supply and demand for capital reflected in interest rates. Unemployment rates and interest rates in turn depend on the complex, dynamic economy.

The economy tends to behave cyclically. If the economy is in a period of contraction or recession, demand for labor is lower, competition among workers is higher, and wages cannot be expected to rise. As unemployment rises, especially if you are working in an industry that is cyclically contracting with the economy, wages may become unreliable or increasingly risky if there is a risk of losing your job. Interest rates are, as a rule, more volatile and thus more difficult to predict, but generally tend to fall during a period of contraction and rise in a period of expansion. A budget period is usually short so economic factors will not vary widely enough to affect projections over that brief period. Still, those economic factors should inform your estimates of potential income.

Expenses are created when a quantity of goods or services is consumed for a price. That price depends on the relative supply of and demand for those goods and services and also on the larger context of price levels in the economy. If inflation or deflation is decreasing or increasing the value of our currency, then its purchasing power is changing and so is the real cost of expenses. Again, as a rule, the budget period should be short enough so that changes in purchasing power won't affect the budget too much; still, these changes should not be ignored. Price levels are much quicker to change than wage levels, so it is quite possible to have a rise in prices before a rise in wages, which decreases the real purchasing power of your paycheck.

If you have a variable rate loan—that is, a loan for which the interest rate may be adjusted periodically—you are susceptible to interest rate volatility. (This is discussed at length in Chapter 16.) You should be aware of that particular macro factor when creating your budget.

Macroeconomic factors are difficult to predict, as they reflect complex scenarios, but news about current and expected economic conditions is easily available in the media every day. A good financial planner will also be keeping a sharp eye on economic indicators and forecasts. You will have a pretty concrete idea of where the economy is in its cycles and how that affects you just by seeing how your paycheck meets your living expenses (e.g., filling up your car with gas or shopping for groceries). Figure 5.3.3 suggests how personal history, microeconomic factors, and macroeconomic factors can be used to make projections about items in your budget.

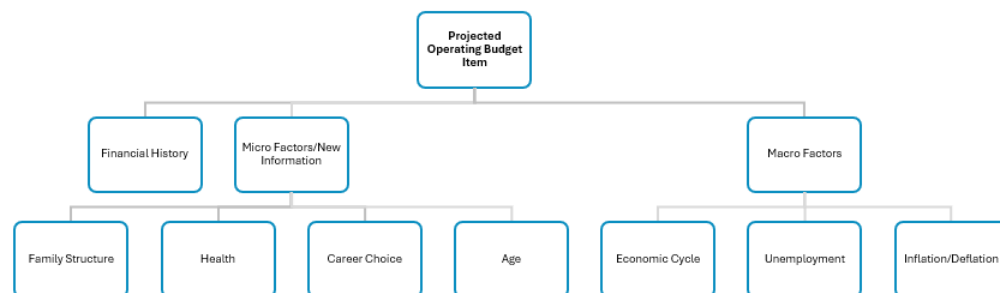


Figure 5.3.3 : Factors for Determining a Projected Operating Budget Item

Using his past history, current information, and understanding of current and expected macroeconomic factors, Mark has put together the budget shown in Table 5.3.4 .

To project incomes, Mark relied on his newest information to estimate his wages and tutoring income. He used the minimum income from the past four years for memorabilia sales, which is conservative and reasonable given its volatility. His painting income is less volatile, so his estimate is an average, excluding the unusual year of his accident. Interest income is based on his current money market account balance, which is adjusted for an expected drop in interest rates.

Mark expects his expenses to be what they were in 2019 since his costs and consumption are not expected to change. However, he has adjusted his medical and dental insurance and his car lease payments on the basis of his new knowledge (Table 5.3.4).

The price of gas and heating oil has been extraordinarily volatile during this period (2019–2023), affecting Mark's gas and heating expenses, so he bases his estimates on what he knows about his expected consumption and the price. He knows he drives an average of about 15,000 miles per year and that his car gets about 20 miles per gallon. He estimates his gas expense for 2024 by guessing that since oil price levels are about where they were in 2021, gas will cost, on average, what it did then, which was \$2.50 per gallon. He will buy, on average, 750 gallons per year (15,000 miles ÷ 20 mpg), so his total expense will be \$1,875. Mark also knows that he uses 500 gallons of heating oil each year. Estimating heating oil prices at 2021 levels, his cost will be about the same as it was then, or \$1,200.

Mark knows that the more knowledge and information he can bring to bear, the more accurate and useful his estimates are likely to be.

Table 5.3.4 : Mark's 2024 Budget

	2019	2020 Actual	2021 Actual	2022 Actual	2023 Actual	2024 Budget
Incomes						
Wages		\$ 32,000	\$ 33,500	\$ 35,000	\$ 36,500	\$ 38,000
Tutoring		\$ 3,000	\$ 400	\$ 5,000	\$ 500	\$ 0
Memorabilia Sales		\$ 2,500	\$ 950	\$ 2,650	\$ 5,300	\$ 950
House Painting		\$ 10,000	\$ 11,000	\$ 4,500	\$ 10,250	\$ 10,417
Interest Income		\$ 180	\$ 192	\$ 173	\$ 146	\$ 49
Total Income		\$ 47,680	\$ 49,642	\$ 47,323	\$ 52,696	\$ 49,416
Payroll/Income Taxes		\$ 8,000	\$ 8,375	\$ 8,750	\$ 9,125	\$ 9,500
Disposable Income		\$ 39,680	\$ 41,267	\$ 38,573	\$ 43,571	\$ 39,916
Living Expenses						
Groceries		\$ 3,120	\$ 3,120	\$ 3,120	\$ 3,120	\$ 3,120
Car-Fuel		\$ 1,688	\$ 1,875	\$ 2,813	\$ 1,500	\$ 1,875
Car-Services, etc.		\$ 350	\$ 350	\$ 320	\$ 350	\$ 350
Car-Insurance		\$ 800	\$ 800	\$ 800	\$ 800	\$ 800
Electricity		\$ 780	\$ 780	\$ 780	\$ 780	\$ 780
Phone/Cable/Internet		\$ 1,500	\$ 1,188	\$ 1,188	\$ 1,068	\$ 1,068
Heat		\$ 1,240	\$ 1,200	\$ 1,990	\$ 1,125	\$ 1,200
Health Insurance		\$ 320	\$ 335	\$ 350	\$ 365	\$ 760
Medical		\$ 50	\$ 50	\$ 1,200	\$ 50	\$ 50
Dental		\$ 200	\$ 200	\$ 200	\$ 200	\$ 500

	2019	2020 Actual	2021 Actual	2022 Actual	2023 Actual	2024 Budget
Travel/Entertainment		\$ 3,000	\$ 3,000	\$ 3,000	\$ 3,000	\$ 3,000
Car Loan Payment		\$ 3,600	\$ 5,400	\$ 5,400	\$ 5,400	\$ 5,988
Mortgage Interest		\$ 11,433	\$ 11,281	\$ 11,120	\$ 10,950	\$ 10,769
Property Tax		\$ 3,450	\$ 3,450	\$ 3,450	\$ 4,350	\$ 4,350
Total Living Expenses		\$ 31,530	\$ 33,029	\$ 35,761	\$ 33,058	\$ 34,610
Income after Living Expenses		\$ 8,150	\$ 8,238	\$ 2,813	\$ 10,514	\$ 5,305
Interest Expense						\$ 321
Capital Expenditures/Investment						
Mortgage Principal		\$ 2,573	\$ 2,725	\$ 2,886	\$ 3,056	\$ 3,226
Free Cash Flow		\$ 5,577	\$ 5,513	-\$ 73	\$ 7,458	\$ 1,748
Retirement Account Deposit		\$ 1,000	\$ 1,000	\$ 1,000	\$ 1,000	\$ 1,000
Home Improvement		\$ 4,357	\$ 5,327	\$ 0	\$ 4,146	\$ 15,000
Savings Deposit (withdrawal)		\$ 220	-\$ 814	-\$ 1,073	\$ 2,312	-\$ 7,385
Draw on (pay off) Line of Credit						\$ 6,870
Net Cash Flow		\$ 0	\$ 0	\$ 0	\$ 0	\$ 3
Line of Credit						\$ 6,870
Money Market Account Balance	\$ 6,000	\$ 6,400	\$ 5,778	\$ 4,878	\$ 7,336	\$ 0

Capital Budget: Capital Expenditures and Investments

Income remaining after the deduction of living expenses and debt obligations, or **free cash flow**, is cash available for capital expenditures or investment. Capital expenditures are usually part of a long-term plan of building an asset base. Investment may also be part of a longer-term plan to build an asset base or to achieve a specific goal such as financing education or retirement.

Long-term strategies are based on expected changes to the micro factors that shape goals. For example, you want to save for retirement because you anticipate aging and not being as willing or able to sell labor. Expanding or shrinking the family structure may create new savings goals or a change in housing needs that will indicate a change in asset base (e.g., buying or selling a house).

Some changes will eliminate a specific goal. A child finishing college, for example, ends the need for education savings. Some changes will emphasize the necessity of a goal, such as a decline in health underscoring the need to save for retirement. As personal factors change, you should reassess your longer-term goals and the capital expenditure toward those goals because long-term goals and thus capital expenditures may change with them.

While many personal factors are relatively predictable over the long term (e.g., you will get older, not younger), the macroeconomic factors that will occur simultaneously are much harder to predict. Will the economy be expanding or contracting when you retire? Will there be inflation or deflation? The further (in time) you are from your goals, the harder it is to predict those factors and the less relevant they are to your budgeting concerns. As you get closer to your goals, macro factors become more influential in the assessment of your goals and your progress toward them.

Since long-term strategies happen over time, you should use the relationships between time and value to calculate capital expenditures and progress toward long-term goals. Long-term goals are often best reached by a progression of steady and even steps; for example, a saving goal is often reached by a series of regular and steady deposits. Those regular deposits form an annuity. Knowing how much time there is and how much compounding there can be to turn your account balance (the present value of this annuity) into your savings goal (its future value), you can calculate the amount of the deposits into the account. This can then be compared to your projected free cash flow to see if such a deposit is possible. You can also see if your goal is too modest or too ambitious and should be adjusted in terms of the time to reach a goal or the rate at which you do it.

Capital expenditures may be a one-time investment, like a new roof. A capital expenditure may also be a step toward a long-term goal, like an annual savings deposit. That goal should be assessed with each budget, and that "step" or capital expenditure should be reviewed. Figure 5.3.5 shows the relationship of factors used to determine the capital budget.

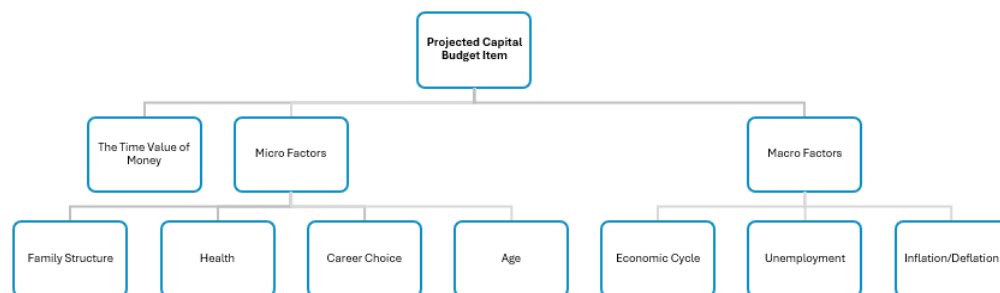


Figure 5.3.5 : Factors for Determining the Projected Capital Budget Item

Mark's 2024 budget (shown in Table 5.3.4) projects a drop in income and disposable income, and a rise in living expenses, leaving him with less free cash flow for capital expenditures or investments. He knows that his house needs a new roof (estimated cost = \$15,000) and was hoping to have that done in 2024. However, that capital expenditure would create negative net cash flow, even if he also uses the savings from his money market account. Mark's budget shows that both his short-term lifestyle preferences (projected income and expenses) and progress toward his longer-term goals (property improvement and savings) cannot be achieved without some changes and choices. What should those changes and choices be?

Summary

- A comprehensive budget consists of an operating budget and a capital budget.
- The operating budget accounts for recurring incomes and expenses.
- Recurring incomes result from selling labor and/or liquidity.
- Recurring expenses result from consumption of goods and/or services.
- Recurring incomes and expenses
 - satisfy short-term, lifestyle goals,
 - create free cash flow for capital expenditures.
- The capital budget accounts for capital expenditures or nonrecurring items.
- Capital expenditures are usually part of a longer-term plan or goal.
- Projecting recurring incomes and expenses involves using
 - financial history,
 - new information and microeconomic factors,
 - macroeconomic factors.

- Different methods may be used to project different incomes and expenses depending on the probability, volatility, and predictability of quantity and price.
- Projecting capital expenditures involves using the following:
 - New information and microeconomic factors
 - Macroeconomic factors, although these are harder to predict for a longer period, and therefore are less relevant
 - The relationships described by the time value of money

? Exercises

1. Using Mark's budget sheet as a guide, adapt the budget categories and amounts to reflect your personal financial realities and projections. Develop an operating budget and a capital budget, distinguishing recurring incomes and expenses from nonrecurring capital expenditures. On what basis will you make projections about your future income and expenses?
2. How does your budget sheet relate to your income statement, your cash flow statement, and your balance sheet? How will you use this past history to develop a budget to reach your short-term and long-term goals?

This page titled [5.3: Creating the Comprehensive Budget](#) is shared under a [CC BY-NC-SA 3.0](#) license and was authored, remixed, and/or curated by [Anonymous](#) via [source content](#) that was edited to the style and standards of the LibreTexts platform.

5.4: The Cash Budget and Other Specialized Budgets

Learning Objectives

1. Discuss the use of a cash budget as a cash management tool.
2. Explain the cash budget's value in clarifying risks and opportunities.
3. Explain the purpose of a specialized budget, including a tax budget.
4. Demonstrate the importance of including specialized budgets in the comprehensive budget.

The Cash Budget

When cash flows are not periodic, that is, when they are affected by seasonality or a different frequency than the budgetary period, a closer look at cash flow management can be helpful. Although cash flows may be adequate to support expenses for the whole year, there may be timing differences. Cash flows from income may be less frequent than cash flows for expenses, for example, or may be seasonal while expenses are more regular. Most expenses must be paid on a monthly basis, and if some income cash flows occur less frequently or only seasonally, there is a risk of running out of cash in a specific month. For cash flows, timing is everything.

A good management tool is the cash budget, which is a rearrangement of budget items to show each month in detail. Irregular cash flows can be placed in the specific months when they will occur, allowing you to see the effects of cash flow timing more clearly. Mark's cash budget for 2024 is in the spreadsheet shown in Table 5.4.1 .

Table 5.4.1 : Mark's Cash Budget

	2024 January	2024 February	2024 March	2024 April	2024 May	2024 June	2024 July	2024 August	2024 September	2024 October	2024 November	2024 December
Incomes												
Wages	\$ 3,167	\$ 3,167	\$ 3,167	\$ 3,167	\$ 3,167	\$ 3,167	\$ 3,167	\$ 3,167	\$ 3,167	\$ 3,167	\$ 3,167	\$ 3,167
Tutoring	\$ 0	\$ 0	\$ 0	\$ 0	\$ 0	\$ 0	\$ 0	\$ 0	\$ 0	\$ 0	\$ 0	\$ 0
Memorabilia Sales	\$ 79	\$ 79	\$ 79	\$ 79	\$ 79	\$ 79	\$ 79	\$ 79	\$ 79	\$ 79	\$ 79	\$ 79
House Painting						\$ 3,472	\$ 3,472	\$ 3,472				
Interest Income	\$ 4	\$ 25	\$ 36	\$ 45	\$ 57	\$ 0	\$ 0	\$ 0	\$ 0	\$ 0	\$ 0	\$ 0
Total Income	\$ 4,118	\$ 3,271	\$ 3,281	\$ 3,291	\$ 3,303	\$ 6,718	\$ 6,718	\$ 6,718	\$ 3,246	\$ 3,246	\$ 3,246	\$ 3,246
Payroll/Income Taxes	\$ 792	\$ 792	\$ 792	\$ 792	\$ 792	\$ 792	\$ 792	\$ 792	\$ 792	\$ 792	\$ 792	\$ 792
Disposable Income	\$ 4,910	\$ 4,062	\$ 4,073	\$ 4,083	\$ 4,094	\$ 7,510	\$ 7,510	\$ 7,510	\$ 4,038	\$ 4,038	\$ 4,038	\$ 4,038
Living Expenses												
Groceries	\$ 260	\$ 260	\$ 260	\$ 260	\$ 260	\$ 260	\$ 260	\$ 260	\$ 260	\$ 260	\$ 260	\$ 260
Car-Fuel	\$ 156	\$ 156	\$ 156	\$ 156	\$ 156	\$ 156	\$ 156	\$ 156	\$ 156	\$ 156	\$ 156	\$ 156

	2024 January	2024 February	2024 March	2024 April	2024 May	2024 June	2024 July	2024 August	2024 September	2024 October	2024 November	2024 December
Car-Services, etc.	\$ 29	\$ 29	\$ 29	\$ 29	\$ 29	\$ 29	\$ 29	\$ 29	\$ 29	\$ 29	\$ 29	\$ 29
Car-Insurance		-\$ 400						-\$ 400				
Electricity	\$ 65	\$ 65	\$ 65	\$ 65	\$ 65	\$ 65	\$ 65	\$ 65	\$ 65	\$ 65	\$ 65	\$ 65
Phone/Cable/Internet	\$ 89	\$ 89	\$ 89	\$ 89	\$ 89	\$ 89	\$ 89	\$ 89	\$ 89	\$ 89	\$ 89	\$ 89
Heat	\$ 100	\$ 100	\$ 100	\$ 100	\$ 100	\$ 100	\$ 100	\$ 100	\$ 100	\$ 100	\$ 100	\$ 100
Health Insurance	\$ 63	\$ 63	\$ 63	\$ 63	\$ 63	\$ 63	\$ 63	\$ 63	\$ 63	\$ 63	\$ 63	\$ 63
Medical	\$ 4	\$ 4	\$ 4	\$ 4	\$ 4	\$ 4	\$ 4	\$ 4	\$ 4	\$ 4	\$ 4	\$ 4
Dental	\$ 42	\$ 42	\$ 42	\$ 42	\$ 42	\$ 42	\$ 42	\$ 42	\$ 42	\$ 42	\$ 42	\$ 42
Travel/Entertainment	\$ 250	\$ 250	\$ 250	\$ 250	\$ 250	\$ 250	\$ 250	\$ 250	\$ 250	\$ 250	\$ 250	\$ 250
Car Loan Payment	\$ 499	\$ 499	\$ 499	\$ 499	\$ 499	\$ 499	\$ 499	\$ 499	\$ 499	\$ 499	\$ 499	\$ 499
Mortgage Interest	\$ 897	\$ 897	\$ 897	\$ 897	\$ 897	\$ 897	\$ 897	\$ 897	\$ 897	\$ 897	\$ 897	\$ 897
Property Tax										-\$ 4,350		
Total Living Expenses	\$ 2,455	\$ 2,055	\$ 2,455	\$ 2,455	\$ 2,455	\$ 2,455	\$ 2,455	\$ 2,055	\$ 2,455	-\$ 1,895	\$ 2,455	\$ 2,455
Income after Living Expenses	\$ 7,365	\$ 6,117	\$ 6,528	\$ 6,538	\$ 6,549	\$ 9,965	\$ 9,965	\$ 9,565	\$ 6,493	\$ 2,143	\$ 6,493	\$ 6,493
Interest Expense						-\$ 49	-\$ 27	-\$ 7	-\$ 9	-\$ 40	-\$ 43	-\$ 46
Capital Expenditures/Investment												
Mortgage Principal	\$ 270	\$ 270	\$ 270	\$ 270	\$ 270	\$ 270	\$ 270	\$ 270	\$ 270	\$ 270	\$ 270	\$ 270

	2024 January	2024 February	2024 March	2024 April	2024 May	2024 June	2024 July	2024 August	2024 September	2024 October	2024 November	2024 December
Free Cash Flow	\$ 7,634	\$ 6,387	\$ 5,798	\$ 6,808	\$ 6,819	\$ 10,186	\$ 10,208	\$ 9,827	\$ 6,754	\$ 2,372	\$ 6,719	\$ 6,716
IRA Deposit			-\$ 1,000									
Retirement Account Deposit					-\$ 15,000							
Home Improvement	\$ 7,634	\$ 6,387	\$ 5,798	\$ 6,808	-\$ 34,126							
Savings Deposit (withdrawal)					\$ 10,525	-\$ 3,250	-\$ 3,275	-\$ 2,890	\$ 180	\$ 4,765	\$ 415	\$ 417
Draw on (pay off) Line of Credit												
Net Cash Flow	\$ 0	\$ 0	\$ 0	\$ 0	\$ 36,470	\$ 6,936	\$ 6,933	\$ 6,937	\$ 6,934	\$ 7,137	\$ 7,134	\$ 7,133
Line of Credit			\$ 27,216		\$ 10,525	\$ 7,275	\$ 4,000	\$ 1,110	\$ 1,290	\$ 6,055	\$ 6,470	\$ 6,887
Money Market Account Balance	\$ 14,971	\$ 21,383		\$ 34,069	\$ 0	\$ 0	\$ 0	\$ 0	\$ 0	\$ 0	\$ 0	\$ 0

Mark's original annual budget (Table 5.4.1) shows that although his income is enough to cover his living expenses, it does not produce enough cash to support his capital expenditures, specifically, to fix the roof. In fact, his cash flow would fall short by about \$6,870, even after he uses the cash from his savings (the money market account). If he must make the capital expenditure this year, he can finance it with a **line of credit**: a loan where money can be borrowed as needed, up to a limit, and paid down as desired, and interest is paid only on the outstanding balance. Using the line of credit, Mark would create an extra \$321 of interest expense for the year.

The cash budget (Table 5.4.2) shows a more detailed and slightly different story. Because of Mark's seasonal incomes, if he has the roof fixed in May, he will need to borrow \$10,525 in May (before he has income from painting). Then he can pay that balance down until October, when he will need to extend it again to pay his property tax. By the end of the year, his outstanding debt will be a bit more than originally shown, with an ending balance of \$6,887. But his total interest expense will be a bit less—only \$221—as the loan balance (and therefore the interest expense) will be less in some of the months that he has the loan.

The cash (monthly) budget shows a different story than the annual budget because of the seasonal nature of Mark's incomes. Since he is planning the capital expenditures before he begins to earn income from painting, he actually has to borrow more—and assume more risk—than originally indicated.

The cash budget may show risks but also remedies that otherwise may not be apparent. In Mark's case, it is clear that the capital expenditure cannot be financed without some external source of capital, most likely a line of credit. He would have to pay interest

on that loan, creating an additional expense. That expense would be in proportion to the amount borrowed and the time it is borrowed for. In his original plan the capital expenditure occurred in May, and Mark would have had to borrow about \$10,525, paying interest for the next seven months of the year. Delaying the capital expenditure until October, however, would cost him less, because he would have to borrow less and would be paying interest in fewer months. An alternative cash budget illustrating this scenario is shown in Table 5.4.2 .

Table 5.4.2 : Mark's Alternative Cash Budget

	2024 January	2024 February	2024 March	2024 April	2024 May	2024 June	2024 July	2024 August	2024 September	2024 October	2024 November	2024 December
Incomes												
Wages	\$ 3,167	\$ 3,167	\$ 3,167	\$ 3,167	\$ 3,167	\$ 3,167	\$ 3,167	\$ 3,167	\$ 3,167	\$ 3,167	\$ 3,167	\$ 3,167
Tutoring	\$ 0	\$ 0	\$ 0	\$ 0	\$ 0	\$ 0	\$ 0	\$ 0	\$ 0	\$ 0	\$ 0	\$ 0
Memorabilia Sales	\$ 79	\$ 79	\$ 79	\$ 79	\$ 79	\$ 79	\$ 79	\$ 79	\$ 79	\$ 79	\$ 79	\$ 79
House Painting						\$ 3,472	\$ 3,472	\$ 3,472				
Interest Income	\$ 12	\$ 12	\$ 10	\$ 8	\$ 8	\$ 8	\$ 13	\$ 19	\$ 24	\$ 0	\$ 0	\$ 0
Total Income	\$ 3,258	\$ 3,257	\$ 3,256	\$ 3,254	\$ 3,254	\$ 6,726	\$ 6,731	\$ 6,737	\$ 3,269	\$ 3,246	\$ 3,246	\$ 3,246
Payroll/Income Taxes	-\$ 792	-\$ 792	-\$ 792	-\$ 792	-\$ 792	-\$ 792	-\$ 792	-\$ 792	-\$ 792	-\$ 792	-\$ 792	-\$ 792
Disposable Income	\$ 2,466	\$ 2,466	\$ 2,465	\$ 2,462	\$ 2,462	\$ 5,934	\$ 5,940	\$ 5,945	\$ 2,578	\$ 2,454	\$ 2,454	\$ 2,454
Living Expenses												
Groceries	-\$ 260	-\$ 260	-\$ 260	-\$ 260	-\$ 260	-\$ 260	-\$ 260	-\$ 260	-\$ 260	-\$ 260	-\$ 260	-\$ 260
Car-Fuel	-\$ 156	-\$ 156	-\$ 156	-\$ 156	-\$ 156	-\$ 156	-\$ 156	-\$ 156	-\$ 156	-\$ 156	-\$ 156	-\$ 156
Car-Services, etc.	-\$ 29	-\$ 29	-\$ 29	-\$ 29	-\$ 29	-\$ 29	-\$ 29	-\$ 29	-\$ 29	-\$ 29	-\$ 29	-\$ 29
Car-Insurance		-\$ 400						-\$ 400				
Electricity	-\$ 65	-\$ 65	-\$ 65	-\$ 65	-\$ 65	-\$ 65	-\$ 65	-\$ 65	-\$ 65	-\$ 65	-\$ 65	-\$ 65
Phone/Cable/Internet	-\$ 89	-\$ 89	-\$ 89	-\$ 89	-\$ 89	-\$ 89	-\$ 89	-\$ 89	-\$ 89	-\$ 89	-\$ 89	-\$ 89
Heat	-\$ 200	-\$ 200	-\$ 200							-\$ 200	-\$ 200	-\$ 200
Health Insurance	-\$ 63	-\$ 63	-\$ 63	-\$ 63	-\$ 63	-\$ 63	-\$ 63	-\$ 63	-\$ 63	-\$ 63	-\$ 63	-\$ 63
Medical	-\$ 4	-\$ 4	-\$ 4	-\$ 4	-\$ 4	-\$ 4	-\$ 4	-\$ 4	-\$ 4	-\$ 4	-\$ 4	-\$ 4

	2024 January	2024 February	2024 March	2024 April	2024 May	2024 June	2024 July	2024 August	2024 September	2024 October	2024 November	2024 December
Dental	-\$ 42	-\$ 42	-\$ 42	-\$ 42	-\$ 42	-\$ 42	-\$ 42	-\$ 42	-\$ 42	-\$ 42	-\$ 42	-\$ 42
Travel/Entertainment	-\$ 250	-\$ 250	-\$ 250	-\$ 250	-\$ 250	-\$ 250	-\$ 250	-\$ 250	-\$ 250	-\$ 250	-\$ 250	-\$ 250
Car Loan Payment	-\$ 499	-\$ 499	-\$ 499	-\$ 499	-\$ 499	-\$ 499	-\$ 499	-\$ 499	-\$ 499	-\$ 499	-\$ 499	-\$ 499
Mortgage Interest	-\$ 897	-\$ 897	-\$ 897	-\$ 897	-\$ 897	-\$ 897	-\$ 897	-\$ 897	-\$ 897	-\$ 897	-\$ 897	-\$ 897
Property Tax										-\$ 4,350		
Total Living Expenses	-\$ 2,555	-\$ 2,955	-\$ 2,555	-\$ 2,355	-\$ 2,355	-\$ 2,355	-\$ 2,355	-\$ 2,755	-\$ 2,355	-\$ 6,905	-\$ 2,555	-\$ 2,555
Income after Living Expenses	\$ 89	\$ 489	\$ 90	\$ 107	\$ 107	\$ 3,579	\$ 3,585	\$ 3,190	\$ 123	-\$ 4,451	-\$ 101	-\$ 101
Interest Expense						\$ 0	\$ 0	\$ 0	\$ 0	-\$ 38	-\$ 41	-\$ 44
Capital Expenditures/Investment												
Mortgage Principal	-\$ 270	-\$ 270	-\$ 270	-\$ 270	-\$ 270	-\$ 270	-\$ 270	-\$ 270	-\$ 270	-\$ 270	-\$ 270	-\$ 270
Free Cash Flow	-\$ 358	-\$ 759	-\$ 360	-\$ 162	-\$ 163	\$ 3,309	\$ 3,315	\$ 2,920	-\$ 147	-\$ 4,759	-\$ 412	-\$ 414
IRA Deposit			-\$ 1,000									
Retirement Account Deposit										-\$ 15,000		
Home Improvement	-\$ 358	-\$ 759	-\$ 1,360	-\$ 162	-\$ 163	\$ 3,309	\$ 3,315	\$ 2,920	-\$ 147	-\$ 14,029		
Savings Deposit (withdrawal)										\$ 5,730	\$ 412	\$ 415

	2024 January	2024 February	2024 March	2024 April	2024 May	2024 June	2024 July	2024 August	2024 September	2024 October	2024 November	2024 December
Draw on (pay off) Line of Credit												
Net Cash Flow	\$ 0	\$ 0	\$ 0	\$ 0	\$ 0	\$ 0	\$ 0	\$ 0	\$ 0	\$ 0	\$ 0	\$ 1
Line of Credit					\$ 0	\$ 0	\$ 0	\$ 0	\$ 0	\$ 5,730	\$ 6,142	\$ 6,557
Money Market Account Balance	\$ 6,978	\$ 6,230	\$ 4,881	\$ 4,726	\$ 4,571	\$ 7,886	\$ 11,214	\$ 14,153	\$ 14,029	\$ 0	\$ 0	\$ 0

Delaying the capital expenditure until October would also allow the money market account to build value—Mark's seasonal income would be deposited during the summer—which would finance more of the capital expenditure. He could borrow less, ending the year about \$6,557 short, and his interest expense would be only \$123, because he has borrowed less and because he can wait until October to borrow, thus paying interest for only three months of the year.

Timing matters for cash flows because you need to get cash before you spend it, but also because time affects value, so it is always better to have liquidity sooner and hang onto it longer. A cash budget provides a much more detailed look at these timing issues, and the risks—and opportunities—of cash management that you may otherwise have missed.

Other Specialized Budgets

A cash flow budget is a budget that projects a specific aspect of your finances, that is, the cash flows. Other kinds of **specialized budgets** focus on one particular financial aspect or goal. A specialized budget is ultimately included in the comprehensive budget, as it is a part of total financial activity. It usually reflects one particular activity in more detail, such as the effect of owning and maintaining a particular asset or of pursuing a particular activity. You create a budget for that asset or that activity by segregating its incomes and expenses from your comprehensive budget. It is possible to create such a focused budget only if you can identify and separate its financial activity from the rest of your financial life. If so, you may want to track an activity separately that is directly related to a specific goal.

For example, suppose you decide to take up weekend backpacking as a recreational activity. You are going to try it for two years, and then decide if you want to continue. Aside from assessing the enjoyment that it gives you, you want to be able to assess its impact on your finances. Typically, weekend backpacking requires specialized equipment and clothing, travel to a hiking trail access or campground, and perhaps lodging and meals: capital investment (in the equipment) and then recurring expenses. You may want to create a separate budget for your backpacking investment and expenses in order to assess the value of this new recreational activity.

One common type of specialized budget is a **tax budget**, including activities—incomes, expenses, gains, and losses—that have direct tax consequences. A tax budget can be useful in planning for or anticipating an event that will have significant tax consequences—for example, income from self-employment; the sale of a long-term or short-term assets such as a stock, business, or real estate; or a gift of significant wealth or the settling of an estate.

While it can be valuable to isolate and identify the effects of a specific activity or the progress toward a specific goal, that activity or that goal is ultimately just a part of your larger financial picture. Specialized budgets need to remain a part of your comprehensive financial planning.

Summary

- The cash flow budget is an alternative format used as a cash management tool that provides
 - more detailed information about the timing and amounts of cash flows,
 - a clearer view of risks and opportunities.
- Specialized budgets focus on a specific asset or activity.
- A tax budget is commonly used to track taxable activities.
- Eventually, specialized budgets need to be included in the comprehensive budget to have a complete perspective.

Exercises

1. When is a cash flow budget a useful alternative to a comprehensive budget?
2. Create a specialized budget and a tax budget from your comprehensive budget.

This page titled [5.4: The Cash Budget and Other Specialized Budgets](#) is shared under a [CC BY-NC-SA 3.0](#) license and was authored, remixed, and/or curated by [Anonymous](#) via [source content](#) that was edited to the style and standards of the LibreTexts platform.

5.5: Budget Variances

Learning Objectives

1. Define and discuss the uses of budget variances.
2. Identify the importance of budget-monitoring activities.
3. Analyze budget variances to understand their causes, including possible changes in micro or macro factors.
4. Analyze budget variances to see potential remedies and to gauge their feasibility.

A **budget variance** occurs when the actual results of your financial activity differ from your budgeted projections. Since your expectations were based on knowledge from your financial history, micro- and macroeconomic factors, and new information, if there is a variance, it is because your estimate was inaccurate or because one or more of those factors changed unexpectedly. If your estimate was inaccurate—perhaps you had overlooked or ignored a factor—knowing that can help you improve. If one or more of those factors has changed unexpectedly, then identifying the cause of the variance creates new information with which to better assess your situation. At the very least, variances will alert you to the need for adjustments to your budget and to the appropriate choices.

Once you have created a budget, your financial life continues. As actual data replace projections, you must monitor the budget compared to your actual activities so that you will notice any serious variances or deviations from the expected outcomes detailed in the budget. Your analysis and understanding of variances constitute new information for adjusting your current behavior, preparing the next budget, or perhaps realistically reassessing your behavior or original goals.

The sooner you notice a budget variance, the sooner you can analyze it and, if necessary, adjust for it. The sooner you correct the variance, the less it costs. For example, perhaps you have had a little trouble living within your means, so you have created a budget to help you do so. You have worked out a plan so that total expenses are just as much as total income. In your original budget you expected to have a certain expense for putting gas in your car, which you figured by knowing the mileage that you drive and the current price of gas. You are following your budget and going along just fine. Suddenly, the price of gas goes way up. So does your monthly expense. That means you'll have to

- spend less for other expenses in order to keep your total expenses within your budget,
- lower your gas expense by driving less, and/or
- increase your income to accommodate this larger expense.

In the short term, monitoring your gas expense alerts you to a need to change your financial behavior by driving less, spending less on other things, or earning more. In the long run, if you find this increased expense intolerable, you will make other choices as well to avoid it. Perhaps you would buy a more fuel-efficient or electric car, for example, or change your lifestyle to necessitate less driving. The number and feasibility of your choices will depend on your elasticity of demand for that particular budget item. But if you hadn't been paying attention, if you had not been monitoring your budget against the real outcomes that were happening as they were happening, you would not have been aware that any change was needed, and you would have found yourself with a surprising budget deficit.

It bears repeating that once you have discovered a significant budget variance, you need to analyze what caused it so that you can address it properly.

Income results from the sale of labor (wages) or liquidity (interest or dividends). If income deviates from its projection, it is because

- a different quantity of labor or liquidity was sold at the expected price (e.g., you had fewer house painting contracts than usual but kept your rates the same),
- the expected quantity of labor or liquidity was sold at a different price (e.g., you had the usual number of contracts but earned less from them), or
- a different quantity of labor or liquidity was sold at a different price (e.g., you had fewer contracts and charged less to be more competitive).

Expenses result from consuming goods or services at a price. If an expense deviates from its projected outcome, it is because

- a different quantity was consumed at the expected price (e.g., you did not use as much gas),
- the expected quantity was consumed at a different price (e.g., you used as much gas but the price of gas fell), or

- a different quantity was consumed at a different price (e.g., you used less gas and bought it for less).

Isolating the cause of a variance is useful because different causes will dictate different remedies or opportunities. For example, if your gas expense has increased, is it because you are driving more miles or because the price of gas has gone up? You can't control the price of gas, but you can control the miles you drive. Isolating the cause allows you to identify realistic choices. In this case, if the variance is too costly, you will need to address it by somehow driving fewer miles or arranging for less expensive transportation.

If your income falls, is it because your hourly wage has fallen or because you are working fewer hours? If your wage has fallen, you need to try to increase it either by negotiating with your employer or by seeking a new job at a higher wage. Your success will depend on demand in the labor market and on your usefulness as a supplier of labor.

If you are working fewer hours, it may be because your employer is offering you less work or because you choose to work less. If the problem is with your employer, you may need to renegotiate your position or find a new one. However, if your employer is buying less labor because of decreased demand in the labor market, that may be due to an industry or economic cycle, which may affect your success in making that change.

If it is your choice of hours that has caused the variance, perhaps that is due to personal factors—you are aging or your dependents require more care and attention—that need to be resolved to allow you to work more. Or perhaps you could simply choose to work more.

Identifying why you are going astray from your budget is critical in identifying remedies and choices. Putting those causes in the context of the micro- and macroeconomic factors that affect your situation will make your feasible choices clearer. Figure 5.5.1 shows how these factors can combine to cause a variance.

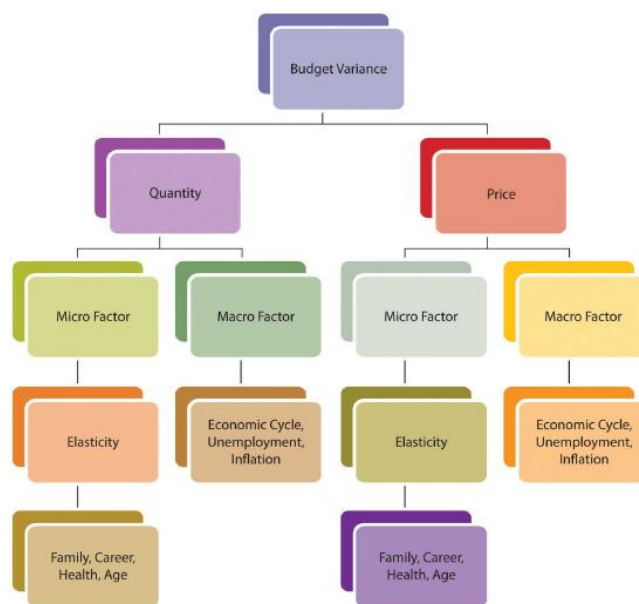


Figure 5.5.1 : The Causes of a Budget Variance

After three months, Mark decides to look at his budget variances to make sure he's on track. His actual results for January–March 2024 are detailed in Table 5.5.2 .

Table 5.5.2 : Mark's Actual Income and Expenditures, January–March 2024

	2024 January Actual	2024 February Actual	2024 March Actual
Incomes			
Wages	\$ 3,167	\$ 3,167	\$ 3,167
Tutoring	\$ 400	\$ 400	\$ 400
Memorabilia Sales	\$ 450	\$ 450	\$ 450
House Painting			

	2024 January Actual	2024 February Actual	2024 March Actual
Interest Income	\$ 31	\$ 34	\$ 34
Total Income	\$ 4,047	\$ 3,960	\$ 4,801
Payroll/Income Taxes	-\$ 792	-\$ 792	-\$ 792
Disposable Income	\$ 3,256	\$ 3,169	\$ 4,009
Living Expenses			
Groceries	-\$ 260	-\$ 260	-\$ 260
Car-Fuel	-\$ 156	-\$ 156	-\$ 156
Car-Services, etc.	-\$ 29	-\$ 29	-\$ 29
Car-Insurance		-\$ 400	
Electricity	-\$ 65	-\$ 65	-\$ 65
Phone/Internet	-\$ 89	-\$ 89	-\$ 89
Heat	-\$ 200	-\$ 200	-\$ 200
Health Insurance	-\$ 63	-\$ 63	-\$ 63
Medical	-\$ 4	-\$ 4	-\$ 4
Dental	-\$ 42	-\$ 42	-\$ 42
Travel/Entertainment	\$ 0	\$ 0	\$ 0
Car Loan Payment	-\$ 499	-\$ 499	-\$ 499
Mortgage Interest	-\$ 897	-\$ 897	-\$ 897
Property Tax			
Total Living Expenses	-\$ 2,305	-\$ 2,305	-\$ 2,305
Income after Living Expenses	\$ 951	\$ 464	\$ 1,704
Interest Expense			
Capital Expenditures/Investment			
Mortgage Principal	-\$ 270	-\$ 270	-\$ 270
Free Cash Flow	\$ 681	\$ 194	\$ 1,435
Retirement Account Deposit			-\$ 1,000
Home Improvement			
Savings Deposit (withdrawal)	\$ 681	\$ 194	\$ 435
Draw on (pay off) Line of Credit			
Net Cash Flow	\$ 0	\$ 0	\$ 0
Line of Credit			
Money Market Account Balance	\$ 8,048	\$ 8,275	\$ 8,774

How will Mark analyze the budget variances he finds? In Mark's case, the income variances are positive. He has picked up a couple of tutoring clients who have committed to lessons through the end of the school year in June; this new information can be used to adjust income. His memorabilia business has done well; the volume of sales has not increased, but the memorabilia market seems to be up and prices are better than expected. The memorabilia business is cyclical; economic expansion and increases in disposable incomes enhance that market. Given the volatility of prices in that market, however, and the fact that there has been no increase in the volume of sales (Mark is not doing more business, just more lucrative business), Mark will not make any adjustments going forward. Interest rates have risen; Mark can use that macroeconomic news to adjust his expected interest income.

His expenses are as expected. The only variance is the result of Mark's decision to cut his travel and entertainment budget for this year (i.e., giving up his vacation) to offset the costs of the roof. He is planning that capital expenditure for October, which (as seen in the previous section) will actually make it cheaper to do. His adjusted cash budget is shown in Table 5.5.3 .

Table 5.5.3 : Mark's Adjusted Cash Budget for 2024

	2024 January Actual	2024 February Actual	2024 March Actual	2024 April	2024 May	2024 June	2024 July	2024 August	2024 September	2024 October	2024 November	2024 December
Incomes												
Wages	\$ 3,167	\$ 3,167	\$ 3,167	\$ 3,167	\$ 3,167	\$ 3,167	\$ 3,167	\$ 3,167	\$ 3,167	\$ 3,167	\$ 3,167	\$ 3,167
Tutoring	\$ 400	\$ 400	\$ 400	\$ 400	\$ 400	\$ 400	\$ 33	\$ 33	\$ 33	\$ 33	\$ 33	\$ 33
Memorabilia Sales	\$ 450	\$ 360	\$ 1,200	\$ 79	\$ 79	\$ 79	\$ 79	\$ 79	\$ 79	\$ 79	\$ 79	\$ 79
House Painting						\$ 3,472	\$ 3,472	\$ 3,472				
Interest Income	\$ 31	\$ 34	\$ 34	\$ 15	\$ 15	\$ 16	\$ 23	\$ 29	\$ 34	\$ 0	\$ 2	\$ 2
Total Income	\$ 4,047	\$ 3,960	\$ 4,801	\$ 3,660	\$ 3,661	\$ 7,134	\$ 6,741	\$ 6,747	\$ 3,280	\$ 3,246	\$ 3,248	\$ 3,248
Payroll/Income Taxes	-\$ 792	-\$ 792	-\$ 792	-\$ 792	-\$ 792	-\$ 792	-\$ 792	-\$ 792	-\$ 792	-\$ 792	-\$ 792	-\$ 792
Disposable Income	\$ 3,256	\$ 3,169	\$ 4,009	\$ 2,869	\$ 2,870	\$ 6,343	\$ 5,949	\$ 5,955	\$ 2,488	\$ 2,454	\$ 2,456	\$ 2,456
Living Expenses												
Groceries	-\$ 260	-\$ 260	-\$ 260	-\$ 260	-\$ 260	-\$ 260	-\$ 260	-\$ 260	-\$ 260	-\$ 260	-\$ 260	-\$ 260
Car-Fuel	-\$ 156	-\$ 156	-\$ 156	-\$ 156	-\$ 156	-\$ 156	-\$ 156	-\$ 156	-\$ 156	-\$ 156	-\$ 156	-\$ 156
Car-Services, etc.	-\$ 29	-\$ 29	-\$ 29	-\$ 29	-\$ 29	-\$ 29	-\$ 29	-\$ 29	-\$ 29	-\$ 29	-\$ 29	-\$ 29
Car-Insurance		\$ 400						-\$ 400				
Electricity	-\$ 65	-\$ 65	-\$ 65	-\$ 65	-\$ 65	-\$ 65	-\$ 65	-\$ 65	-\$ 65	-\$ 65	-\$ 65	-\$ 65
Phone/Internet	-\$ 89	-\$ 89	-\$ 89	-\$ 89	-\$ 89	-\$ 89	-\$ 89	-\$ 89	-\$ 89	-\$ 89	-\$ 89	-\$ 89
Heat	-\$ 200	-\$ 200	-\$ 200							-\$ 200	-\$ 200	-\$ 200

	2024 January Actual	2024 February Actual	2024 March Actual	2024 April	2024 May	2024 June	2024 July	2024 August	2024 September	2024 October	2024 November	2024 December
Health Insurance	-\$ 63	-\$ 63	-\$ 63	-\$ 63	-\$ 63	-\$ 63	-\$ 63	-\$ 63	-\$ 63	-\$ 63	-\$ 63	-\$ 63
Medical	-\$ 4	-\$ 4	-\$ 4	-\$ 4	-\$ 4	-\$ 4	-\$ 4	-\$ 4	-\$ 4	-\$ 4	-\$ 4	-\$ 4
Dental	-\$ 42	-\$ 42	-\$ 42	-\$ 42	-\$ 42	-\$ 42	-\$ 42	-\$ 42	-\$ 42	-\$ 42	-\$ 42	-\$ 42
Travel/Entertainment	\$ 0	\$ 0	\$ 0	\$ 0	\$ 0	\$ 0	\$ 0	\$ 0	\$ 0	\$ 0	\$ 0	\$ 0
Car Loan Payment	-\$ 499	-\$ 499	-\$ 499	-\$ 499	-\$ 499	-\$ 499	-\$ 499	-\$ 499	-\$ 499	-\$ 499	-\$ 499	-\$ 499
Mortgage Interest	-\$ 897	-\$ 897	-\$ 897	-\$ 897	-\$ 897	-\$ 897	-\$ 897	-\$ 897	-\$ 897	-\$ 897	-\$ 897	-\$ 897
Property Tax										-\$ 4,350		
Total Living Expenses	-\$ 2,305	-\$ 2,705	-\$ 2,305	-\$ 2,105	-\$ 2,105	-\$ 2,105	-\$ 2,105	-\$ 2,505	-\$ 2,105	-\$ 6,655	-\$ 2,305	-\$ 2,305
Income after Living Expenses	\$ 951	\$ 464	\$ 1,704	\$ 764	\$ 765	\$ 4,238	\$ 3,844	\$ 3,450	\$ 383	-\$ 4,201	\$ 151	\$ 151
Interest Expense						\$ 0	\$ 0	\$ 0	\$ 0	\$ 0	\$ 0	\$ 0
Capital Expenditures/Investment												
Mortgage Principal	-\$ 270	-\$ 270	-\$ 270	-\$ 270	-\$ 270	-\$ 270	-\$ 270	-\$ 270	-\$ 270	-\$ 270	-\$ 270	-\$ 270
Free Cash Flow	\$ 681	\$ 194	\$ 1,435	\$ 494	\$ 495	\$ 3,968	\$ 3,575	\$ 3,181	\$ 114	-\$ 4,471	-\$ 119	-\$ 119
IRA Deposit			-\$ 1,000									
Home Improvement										-\$ 15,000		
Savings Deposit (withdrawal)	\$ 681	\$ 194	\$ 435	\$ 494	\$ 495	\$ 3,968	\$ 3,575	\$ 3,181	\$ 114	-\$ 19,471	-\$ 119	-\$ 119

	2024 January Actual	2024 February Actual	2024 March Actual	2024 April	2024 May	2024 June	2024 July	2024 August	2024 September	2024 October	2024 November	2024 December
Draw on (pay off) Line of Credit										\$ 0		
Net Cash Flow	\$ 0	\$ 0	\$ 0	\$ 0	\$ 0	\$ 0	\$ 0	\$ 0	\$ 0	\$ 0	\$ 0	\$ 0
Line of Credit					\$ 0	\$ 0	\$ 0	\$ 0	\$ 0	\$ 0	\$ 0	\$ 0
Money Market Account Balance	\$ 8,047	\$ 8,275	\$ 8,744	\$ 9,253	\$ 9,763	\$ 13,747	\$ 17,345	\$ 20,554	\$ 20,702	\$ 1,231	\$ 1,114	\$ 998

With these adjustments, it turns out that Mark can avoid new debt and still support the capital expenditure of the new roof. The increased income that Mark can expect and his decreased expenses (if he can maintain his resolve) can finance the project and still leave him with a bit of savings in his money market account.

This situation bears continued monitoring, however. Some improvements are attributable to Mark's efforts (cutting back on entertainment expenses, giving up his vacation, cultivating new tutoring clients). But Mark has also benefited from macroeconomic factors that have changed to his advantage (rising interest rates, rising memorabilia prices), and those factors could change again to his disadvantage. He has tried to be conservative about making adjustments going forward, but he should continue to keep a close eye on the situation, especially as he gets closer to making the relatively large capital expenditure in October.

Sometimes a variance cannot be "corrected" or is due to a micro- or macroeconomic factor beyond your control. In that case, you must adjust your expectations to reality. You may need to adjust expected outcomes or even your ultimate goals.

Variances are also measures of the accuracy of your projections; what you learn from them can improve your estimates and your budgeting ability. The unexpected can always occur, but the better you can anticipate what to expect, the more accurate—and useful—your budget process can be.

Summary

- Recognizing and analyzing variances between actual results and budget expectations
 - identifies potential problems,
 - identifies potential remedies.
- The more frequently the budget is monitored, generally
 - the sooner adjustments may be made,
 - the less costly adjustments are to make.
- Budget variances for incomes and expenses should be analyzed to see if they are caused by a difference in
 - actual quantity,
 - actual price,
 - both actual quantity and actual price.
- Variances also need to be analyzed in the context of micro and macro factors that may change.

? Exercises

You are working fewer hours, which is reducing your income from employment and causing a budget variance. If the choice is yours, what are some microeconomic factors that could be causing this outcome? If the choice is your employer's, what are

some macroeconomic factors that could be sources of the variance? What are your choices for increasing income? Alternatively, what might you change in your financial behavior, budget, or goals to your improve outcomes?

This page titled [5.5: Budget Variances](#) is shared under a [CC BY-NC-SA 3.0](#) license and was authored, remixed, and/or curated by [Anonymous](#) via [source content](#) that was edited to the style and standards of the LibreTexts platform.

5.6: Budgets, Financial Statements and Financial Decisions

Learning Objectives

1. Describe the budget process as a financial planning tool.
2. Discuss the relationships between financial statements and budgets.
3. Demonstrate the use of budgets in assessing choices.
4. Identify factors that affect the value of choices.

Whatever type of budget you create, the budget process is one aspect of personal financial planning, a tool to make better financial decisions. Other tools include financial statements, assessments of risk and the time value of money, macroeconomic indicators, and microeconomic or personal factors. The usefulness of these tools is that they provide a clearer view of “what is” and “what is possible.” It puts your current situation and your choices into a larger context, giving you a better way to think about where you are, where you’d like to be, and how to go from here to there.

Mark has to decide whether to go ahead with the new roof. Assuming the house needs a new roof, his decision is really only about his choice of financing. An analysis of Mark’s budget variances has shown that he can actually pay for the roof with the savings in his money market account. This means his goal is more attainable (and less costly) than in his original budget. This favorable outcome is due to his efforts to increase income and reduce expenses and to macroeconomic changes that have been to his advantage. So, Mark can make progress toward his long-term goals of building his asset base. He can continue saving for retirement with deposits to his retirement account and can continue improving his property with a new roof on his house.

Because Mark is financing the roof with the savings from his money market account, he can avoid new debt and thus additional interest expense. He will lose the interest income from his money market account (which is insignificant as it represents only 0.09 percent of his total income), but the increases from his tutoring and sales income will offset the loss. Mark’s income statement will be virtually unaffected by the roof. His cash flow statement will show unchanged operating cash flow, a large capital expenditure, and use of savings.

Mark can finance this increase of asset value (his new roof) with another asset, his money market account. His balance sheet will not change substantially—value will just shift from one asset to another—but the money market account earns income, which the house does not, although there may be a gain in value when the house is sold in the future.

Right now that interest income is insignificant, but since it seems to be a period of rising interest rates, the opportunity cost of forgone interest income could be significant in the future if that account balance were allowed to grow.

Moreover, Mark will be moving value from a very liquid money market account to a not-so-liquid house, decreasing his overall liquidity. Looking ahead, this loss of liquidity could create another opportunity cost: it could narrow his options. Mark’s liquidity will be pretty much depleted by the roof, so future capital expenditures may have to be financed with debt. If interest rates continue to rise, that will make financing future capital expenditures more expensive and perhaps will cause Mark to delay those expenditures or even cancel them.

However, Mark also has a very reliable source of liquidity in his earnings—his paycheck, which can offset this loss. If he can continue to generate free cash flow to add to his savings, he can restore his money market account and his liquidity. Having no dependents makes Mark more able to assume the risk of depleting his liquidity now and relying on his income to restore it later.

The opportunity cost of losing liquidity and interest income will be less than the cost of new debt and new interest expense. That is because interest rates on loans are always higher than interest rates earned on savings. Banks always charge more than they pay for liquidity. That **spread**, or difference between those two rates, is the bank’s profit, so the bank’s cost of buying money will always be less than the price it sells for. The added risk and obligation of new debt could also create opportunity cost and make it more difficult to finance future capital expenditures. So financing the capital expenditure with an asset rather than with a liability is less costly both immediately and in the future because it creates fewer obligations and more opportunities, less opportunity cost, and less risk.

The budget and the financial statements allow Mark to project the effects of this financial decision in the larger context of his current financial situation and ultimate financial goals. His understanding of opportunity costs, liquidity, the time value of money, and of personal and macroeconomic factors also helps him evaluate his choices and their consequences. Mark can use this decision and its results to inform his next decisions and his ultimate horizons.

Financial planning is a continuous process of making financial decisions. Financial statements and budgets are ways of summarizing the current situation and projecting the outcomes of choices. Financial statement analysis and budget variance analysis are ways of assessing the effects of choices. Personal factors, economic factors, and the relationships of time, risk, and value affect choices as their dynamics—how they work and bear on decisions—affect outcomes.

Summary

- Financial planning is a continuous process of making financial decisions.
- Financial statements are ways of summarizing the current situation.
- Budgets are ways of projecting the outcomes of choices.
- Financial statement analysis and budget variance analysis are ways of assessing the effects of choices.
- Personal factors, economic factors, and the relationships of time, risk, and value affect choices, as their dynamics affect outcomes.

Exercises

Analyze Mark's budget as a financial planning tool for making decisions in the following situations. In each case, how will other financial planning tools affect Mark's decisions? For each case, create a new budget showing the projected effects of Mark's decisions.

1. Mark injures himself on the cross-trainer, and the doctor recommends a course of physical therapy.
2. A neighbor and coworker suggest that he and Mark commute to work together.
3. The roofers inform Mark that his chimney needs to be repointed (removing and replacing the decaying mortar with new mortar) and relined.
4. Mark wants to give up tutoring and put more time into his memorabilia business.
5. Mark wants to marry and start a family and needs to know when would be a good time.

This page titled [5.6: Budgets, Financial Statements and Financial Decisions](#) is shared under a [CC BY-NC-SA 3.0](#) license and was authored, remixed, and/or curated by [Anonymous](#) via [source content](#) that was edited to the style and standards of the LibreTexts platform.

SECTION OVERVIEW

5.7: Alternate Perspective

5.7.1: Personal Budgeting

5.7.1.1: Making a Budget

5.7.1.2: Creating Your Budget

5.7.1.3: Understanding College Costs

5.7.1.4: Saving and Investing

5.7.2: Budgets and Saving

5.7.3: Video- Can't Stick to a Budget? Try these tweaks Instead

5.7: [Alternate Perspective](#) is shared under a [not declared](#) license and was authored, remixed, and/or curated by LibreTexts.

SECTION OVERVIEW

5.7.1: Personal Budgeting

5.7.1.1: Making a Budget

5.7.1.2: Creating Your Budget

5.7.1.3: Understanding College Costs

5.7.1.4: Saving and Investing

This page titled [5.7.1: Personal Budgeting](#) is shared under a [Public Domain](#) license and was authored, remixed, and/or curated by [Lumen Learning](#).

5.7.1.1: Making a Budget

What It Is

What is a budget?

A budget is a plan you write down to decide how you will spend your money each month.

A budget helps you make sure you will have enough money every month. Without a budget, you might run out of money before your next paycheck.

A budget shows you:

- how much money you make
- how you spend your money

Why do I want a budget?

A budget helps you decide:

- what you must spend your money on
- if you can spend less money on some things and more money on other things

For example, your budget might show that you spend \$100 on clothes every month. You might decide you can spend \$50 on clothes. You can use the rest of the money to pay bills or to save for something else.

For Example

A link to an interactive elements can be found at the bottom of this page.

Why should I try to save money?

You might need money for an emergency. You also might need to buy something more expensive, like a car. Saving money might help you buy a car, put a security deposit on an apartment, or pay for something else expensive.

What To Know

How do I start a budget?

Start a budget by gathering your bills and pay stubs. Think about how you spend money, besides paying your bills. For example, do you buy a cup of coffee every day? After a month, that coffee money could add up to an expense you might write down.

When you have your bills and pay stubs:

- write down your expenses. An expense is money you spend
- write down how much money you make. This is called income
- subtract your expenses from how much money you make

If the number is less than zero, you are spending more money than you make. Look for things in your budget you can change. Maybe something you do not need, or a way to spend less.

Use this [Budget Worksheet](#) to help you.

What if I don't get paid every month?

Some people do not get paid every month. If you expect things to be like they were last year, do this:

- add all the money you earned last year
- divide that number by 12. This is about how much money you will have for each month

For Example

Last year my paychecks added up to \$30,000.

$\$30,000 \div 12 = \$2,500$

I had about \$2,500 each month.

How can I use my budget?

A budget is something you use every month. A written budget will help you:

- see where you spend money
- see where you can save
- make a plan for how to spend and save your money

Your budget can help you save money for the future. You can make savings one of your expenses. You might find ways to spend less money. Then you can put money into savings every month – maybe into a bank or credit union.

Why should I save money?

It can be hard to save money. It is very hard when your expenses go up and your income does not. Here are some reasons to try to save money even when it is not easy.

- **Emergencies** – Saving small amounts of money now might help you later. Everyone has expenses they do not expect.
- **Expensive things** – Sometimes, we have to pay for expensive things – like a car, a trip, or a security deposit on an apartment. You will have more choices if you have money to pay for those expensive things.
- **Your goals** – You might want to pay for college classes. Maybe you need to visit family in another country. You can plan for these goals and save money. Then you might not have to use a credit card or borrow money to pay.

How else can I save money?

You can try these ways to help save money:

- For one month, write down everything you spend. Small expenses, like a cup of coffee, can add up to a lot of money. When you know where you are spending your money, you can decide what you might **not** want to buy.
- Pay with your credit card only if you can pay the full amount when the bill comes. That way, you do not pay interest on what you owe.
- Pay your bills when they are due. That way, you will not owe late fees or other charges.
- Keep the money you are saving separate from the money you spend.
- Consider opening a savings account in a bank or credit union. Read more about [opening a bank account](#).
- If you keep cash at home, keep the money you are saving separate from your spending money. Keep all your cash someplace safe.

For Example

What I did **not** buy this month:

Music downloads	\$5.00
Shirt	\$30.00
Movie ticket	\$10.00
Top off gas tank	\$15.00
Cups of coffee	\$12.00
What I saved this month:	\$72.00

What To Do

A budget is a plan that shows you how you can spend your money every month. Making a budget can help you make sure you do not run out of money each month. A budget also will help you save money for your goals or for emergencies.

How do I make a budget?

Write down your expenses. Expenses are what you spend money on. Expenses include:

Bills:

- bills that are the same each month, like rent
- bills that might change each month, like utilities

- bills you pay once or twice a year, like car insurance

Other expenses, like:

- food
- gas
- entertainment
- clothes
- school supplies
- money for family
- unplanned expenses, like car repairs or medical bills
- credit card bills

You might have bills that change every month. Look at what you paid for the same month last year. You might need \$200 for your gas bill in January, but \$30 in July.

Write down how much money you make. This includes your paychecks and any other money you get, like child support.

Subtract your expenses from how much money you make. This number should be more than zero. If it is less than zero, you are spending more money than you make. Look at your budget to see what you do not need or what you could spend less on.

How do I use my budget?

You can use your budget every month:

- At the beginning of the month, make a plan for how you will spend your money that month. Write what you think you will earn and spend.
- Write down what you spend. Try to do this every day.
- At the end of the month, see if you spent what you planned.
- Use the information to help you plan the next month's budget.

Contributors and Attributions

CC licensed content, Shared previously

- **Authored by:** Federal Trade Commission . **Located at:** <https://www.consumer.gov/articles/1002-making-budget#!what-to-do>.
License: *Public Domain: No Known Copyright*

This page titled [5.7.1.1: Making a Budget](#) is shared under a [Public Domain](#) license and was authored, remixed, and/or curated by [Lumen Learning](#).

- **1.1: Making a Budget** by Lumen Learning is licensed [Public Domain](#).

5.7.1.2: Creating Your Budget

Creating a *budget* may sound complicated, but all you need to do to get started is set aside some time and get organized—the benefits will make the effort worthwhile. The following steps will help you set up your budget and manage your finances by helping you track your income and expenses.

Determine a Time Span for Your Budget

Choose a Tool to Help You Manage Your Budget

Review Your Monthly Income

Identify and Categorize Your Expenses

Save for Emergencies

Balance Your Budget

Maintain and Update Your Budget

Determine a Time Span for Your Budget

You can create your budget for a month, *academic year*, or calendar year. If you are currently attending college or career school, you may want to consider creating a monthly budget for an academic term, such as your fall semester. Keep in mind that your income may vary from month to month, and not all of your expenses will be the same each month. Larger expenses (such as car insurance and books) and seasonal expenses (such as a trip home at the holidays or a higher electricity bill in summer when the air conditioning is on) need to be incorporated into your budget.

Choose a Tool to Help You Manage Your Budget

To create a budget, you'll want to use a tool for tracking your income and expenses. You can use pen and paper, a simple automated spreadsheet, or a budgeting app. Many banks offer budgeting tools, so see what works best for you.

The Financial Awareness Counseling Tool (FACT) is a free interactive tool that can help you manage your finances. FACT covers topics ranging from managing your budget to avoiding *default*. Plus, you can access your loan information and receive personalized feedback to help you better understand your financial obligations.

Review Your Monthly Income

First, estimate how much money you will have coming in each month. Here are some tips for assessing your income:

- Your income may come from sources such as your pay from work, financial contributions from family members, or financial aid (scholarships, grants, *work-study*, and loans).
- If you're working while in school, review your records to determine how much your take-home pay is each month. If you earn most of your money over the summer, you may want to estimate your yearly income then divide it by 12.
- Include income from any financial aid credit balance refunds—money that may be left over for other expenses after your financial aid is applied toward tuition and fees.

Monthly Income Tracking Example

Income Source	Monthly Income
Income from work	\$1,200
Tax refund (\$360 total divided by 12)	\$30
Estimated financial aid credit balance refund (\$2,100 total divided by 12)*	\$175
Monthly support from parents and/or family member	\$250
Other income	
Total Monthly Income	\$1,655

*Note: If you are getting ready to attend school, you'll want to estimate your federal aid credit balance by taking your estimated financial aid and subtracting your expected tuition and fees. If you have not yet received an aid offer from your school, you can use *FAFSA4caster* to get an early estimate of your eligibility for *federal student aid*.

Identify and Categorize Your Expenses

To estimate your monthly expenses, you'll want to start by recording everything you spend money on in a month. This may be a bit time-consuming but will definitely be worthwhile in helping you understand where your money is going and how to better manage it. After that, gather your bank records and credit card statements that will show you other expenditures that may be automatically paid.

If you are currently attending college or career school or getting ready to go, you'll also need to estimate your college costs. In addition to tuition and fees (unless covered by financial aid), you'll want to make sure to include books and supplies, equipment and room materials, and travel expenses. Find details on what's included in the cost of college and tips on how to reduce college costs.

If you are still researching your school options, keep in mind that college and career school costs can vary significantly from school to school. We have resources to help you estimate and compare school costs.

Once you've identified your expenses, you should group them into two categories—fixed expenses and variable expenses.

- Fixed expenses stay about the same each month and include items such as rent or mortgage payments, car payments, and insurance. These obligations are generally nonnegotiable until you realize that you are spending too much money on rent and take steps to find a cheaper place! When creating a monthly budget, divide the amount due by the number of months the bill covers. For example, take your yearly \$1,200 insurance bill that's paid in two \$600 installments six months apart, and divide it by 12 to know you need to set aside \$100 per month.
- Variable expenses are those that are flexible or controllable and can vary from month to month. Examples of variable expenses include groceries, clothing, eating out, and entertainment. You'll want to examine these expenses to make sure they stay under control and don't bust your budget at the end of the month.

Monthly Expenses Tracking Example

Fixed Expenses	Projected Cost
Rent or dorm fee	\$500
Books	\$70
Electricity	\$35
Gas and water	\$22
Cable and Internet	\$50
Car insurance (\$600 divided by 12 months)	\$50
Parking fee (\$84 divided by 12)	\$7
Car maintenance and repairs (\$480 divided by 12 months)	\$40
Cell phone (basic charges)	\$60
Car loan payment	\$125
Money set aside for savings	\$50
Total Fixed Expenses	\$1,009
Variable Expenses	Projected Cost
Groceries	\$250
Dining out	\$50

Fixed Expenses	Projected Cost
Entertainment (example: concerts)	\$50
Music downloads	\$20
Movies (theater and downloads)	\$48
Medical (including prescriptions)	\$40
Hair and nails	\$40
Clothing	\$50
Laundry and dry cleaning	\$10
Health club	\$40
Credit card monthly payment	\$25
Public transportation	\$25
Gas for car	\$60
Total Variable Expenses	\$708
Total Expenses	\$1,717

Save for Emergencies

Include “Savings” as a fixed expense in your monthly budget. Pay yourself first every month! Your savings can be used as an emergency fund to help you deal with unexpected expenses. The ideal amount of an emergency fund typically covers three to six months of your expenses.

Balance Your Budget

Now that you’ve identified your sources of income and expenses, you’ll want to compare the two to balance your budget. To do so, you simply subtract your expenses from your income.

Total Monthly Income	\$1,655
Minus Total Expenses	\$1,717
= + / – Difference	(\$62)

If you have a positive balance, then your income is greater than your expenses. In other words, you’re earning more money than you’re spending. If you have a positive balance, you shouldn’t start looking at new ways to spend your money. Instead, focus on putting the extra money toward your savings to cover your emergency fund or to support future goals such as buying a car. Also, if you have a positive balance but you’ve borrowed student loan funds, pay back some of your loans and consider borrowing less in the future.

If you have a negative balance, then you are spending more money than you have. You’ll want to balance your budget and make sure your expenses don’t exceed your income. Balancing your budget may include monitoring your variable expenses, reducing your expenses, and/or finding ways to increase your income. Spending less can be a lot easier than earning more. Consider eating out less frequently and making your own lunch. Rent books rather than buying them, or buy books to download to your computer. Use a shopping list when grocery shopping, and buy only what you need. Ask yourself before buying anything, “Do I really need this?”

Get budgeting tips to keep in mind as you create and maintain your budget.

Maintain and Update Your Budget

Now that you've created your budget, you'll want to make sure it remains a living document and you update it over time. Here are some smart practices to keep in mind:

- **Review your budget on a monthly basis.** Regular review and maintenance of your budget will keep you on top of things and may help you avoid being blindsided by something unexpected.
- **Forgive yourself for small spending mistakes and get back on track.** Most people overspend because they buy things on impulse. The next time you're tempted to make an impulse buy, ask yourself the following questions:
 - What do I need this for?
 - Can I afford this item?
 - If I buy this item now, will I still be happy that I bought it a month from now?
 - Do I need to save this money for a financial goal?
 - Will this item go on sale? Should I wait to buy it?
 - Does it matter if I buy brand-name or can I get by with generic?

If you take a moment to think about what you're buying, you're more likely to make a choice that fits your budgeting goals.

Quick Links

- [Budgeting](#)
- [Budgeting Tips](#)

Glossary

Budget

A financial plan that helps you track your money, make informed spending decisions, and plan for your financial goals.

Academic Year

This is the amount of the academic work you must complete each year, and the time period in which you are expected to complete it, as defined by your school. For example, your school's academic y...

Default

Failure to repay a loan according to the terms agreed to in the promissory note. For most federal student loans, you will default if you have not made a payment in more than 270 days. You may ...

Work-Study

A federal student aid program that provides part-time employment while you are enrolled in school to help pay your education expenses.

Federal Student Aid

Financial aid from the federal government to help you pay for education expenses at an eligible college or career school. Grants, loans and work-study are types of federal student aid. You must com...

Contributors and Attributions

CC licensed content, Shared previously

- **Authored by:** Federal Student Aid. **Located at:** studentaid.ed.gov/sa/prepare-for-college/budgeting/creating-your-budget.
License: [Public Domain: No Known Copyright](#)

This page titled [5.7.1.2: Creating Your Budget](#) is shared under a [Public Domain](#) license and was authored, remixed, and/or curated by [Lumen Learning](#).

- [1.2: Creating Your Budget](#) by Lumen Learning is licensed [Public Domain](#).

5.7.1.3: Understanding College Costs

The cost of college can include a variety of items including some you might not expect. By understanding college costs, you can compare schools and explore options for how to lower your costs.

[What is included in the cost of college?](#)

[How can I lower the cost of college?](#)

[How can I compare the costs of colleges?](#)

What is included in the cost of college?

College costs include more than tuition and *room and board*. Here are common costs:

Item	Description
Tuition	The cost of taking courses. Course costs vary by school.
Room and board	Lodging and food costs vary by school.
Books and school supplies	Books can be expensive. School supplies include <ul style="list-style-type: none">• book bags;• notebooks;• pens and pencils;• paper and computer paper; and• desk accessories such as folders, trays, and pen holders.
Fees	Fees depend upon your school. Examples include activity fees and parking decal fees. Schools can provide a list of fees.
Equipment and room materials	This category might include <ul style="list-style-type: none">• a computer and printer;• reading lamps;• a microwave and refrigerator; and• sheets, towels, etc.
Travel and miscellaneous expenses	<ul style="list-style-type: none">• If you commute to school, include transportation costs.• If you live on campus, include travel during school breaks.• You may also want to include clothing and mobile phone costs.

Make sure colleges and career schools give you a clear statement of their tuition and fees.

How can I lower the cost of college?

Here are some suggestions on how you might be able to lower the cost of college. For many of these suggestions, you'll want to follow up with the colleges or career schools you are interested in to get additional details.

- Set a *budget* and stick to it! Having a budget will help you compare anticipated college or career school expenses against your potential available income and financial aid. You also can use a budget to compare costs between different schools. Learn about budgeting.
- College or career school costs can vary significantly and there are many schools with affordable tuition and generous financial assistance. Make sure to research all schools that may meet your academic and financial needs. To find colleges or career schools, [use our college search tool](#), *College Navigator*.
- You may be able to get school credit based on your knowledge or life experiences, and you can manage your course work to reduce costs.

- Ask your school whether it's possible to "test out of" any classes. If you don't take a class, you may not have to pay for the credits.
- Some colleges give credit for life experiences, thereby reducing the number of credits needed for graduation.
- Most schools charge a set price for a specific number of credits taken in a semester. If academically possible, take the maximum number of credits allowed. This strategy reduces the amount of time needed to graduate.
- Some schools offer combined degree programs or three-year programs that allow you to take all of the courses needed for graduation in three years, instead of four, thereby eliminating one year's educational expenses.
- Colleges and career schools may offer discounts on tuition if
 - you are a child of an alumnus or alumna (i.e., if your parent went to the school);
 - more than one family member is enrolled at the school;
 - you are a student government leader or the editor of the college newspaper or yearbook;
 - you are an older student;
 - your family's main wage earner is unemployed; or
 - you or a member of your family works at the school.
- Housing costs can add up. Here are some tips for reducing your housing costs:
 - If you go to a college or career school near home, consider living with your parents or other family.
 - If you live off-campus, consider sharing a house or apartment with multiple housemates to cut down the cost of rent, and carpool to save on gas and parking.
 - Most colleges and universities sponsor resident advisor programs that offer reduced tuition or reduced room and board costs if you work in a residence hall.
- You may be eligible for health care benefits including the following:
 - Most young adults can stay on their parents' family plan until they turn 26, even if they are married or still living with their parents.
 - If you have been uninsured because of a pre-existing condition, you may be eligible to join the Pre-Existing Condition Insurance Plan.
 - If you are in a new insurance plan, insurance companies cannot charge you a deductible or copays for recommended or preventive services such as flu shots or other immunizations.
- You can work part-time to pay part of your costs. Be sure your work and school schedules don't conflict and that you have enough time for studying. Here are a couple of options:
 - The Federal Work-Study Program provides an opportunity to earn money while going to school. Ask schools if they participate in the program.
 - Cooperative education programs allow students to alternate between working full-time and studying full-time.
 - Most schools have placement offices that help students find employment and personnel offices that hire students to work on campus.
- Taking small steps can add up. For example, you can lower the cost of textbooks if you buy used books or rent textbooks (if you won't need the books once you finish the class).

A credit card can help you build a credit history, if you use it wisely. But use it for emergencies only and don't spend more than you can afford to pay. If you decide to get a credit card, make sure you understand the terms.

How can I compare the costs of colleges?

You can find information about whether the cost of a college is low, medium, or high by using the [College Scorecard](#). Keep in mind that a higher-priced school might have more financial aid available to help you pay for your education, so take a look at the school's net price if you want an idea of how much it might cost you after financial aid is taken into account.

Quick Links

- [Applying to Schools](#)
- [Taking Required Tests](#)
- [Types of Aid](#)
- [Things to Consider](#)

-

Glossary

Room and Board

An allowance for the cost of housing and food while attending college or career school.

Budget

A financial plan that helps you track your money, make informed spending decisions, and plan for your financial goals.

Contributors and Attributions

CC licensed content, Shared previously

- **Authored by:** Federal Student Aid. **Located at:** studentaid.ed.gov/sa/prepare-for-college/choosing-schools/consider/costs.
License: *Public Domain: No Known Copyright*

This page titled [5.7.1.3: Understanding College Costs](#) is shared under a [Public Domain](#) license and was authored, remixed, and/or curated by [Lumen Learning](#).

- [1.3: Understanding College Costs](#) by Lumen Learning is licensed [Public Domain](#).

5.7.1.4: Saving and Investing

Find popular topics about saving and investing.

What's on This Page

- Manage Finances and Save Money
- Steps to Make a Budget
- Saving for Retirement
- Savings Bonds
- Treasury Securities
- Trusts
- Things to Consider Before You Invest
- Tools to Research Investments
- Choose a Financial Professional
- Pyramid Schemes

Manage Finances and Save Money

To help you manage your money and reach your saving goals:

Create a Budget

A budget is your plan for how you will spend money over a set period of time. It shows how much money you make and how you spend your money. Creating a budget can help you:

- Pay your bills on time.
- Save for unplanned expenses in the future.
- Prepare for retirement.

[Download a budget spreadsheet](#) that you can use to create your own to manage your monthly income and expenses.

Consider Ways to Save

Saving money involves looking for deals and buying the quality items you need at the best price. You can save money by [comparison shopping](#), comparing the prices and quality of products you plan to buy. MyMoney.gov offers ways to manage your spending and build your savings accounts to achieve your saving goals.

Invest in Long Term Goals

Investing is a way to make money grow, by buying shares of stocks, mutual funds, bonds, or real estate. When you invest, there is risk that you could lose the money you invest; in general the greater the earnings you can make, the greater the risk. You can save for long term goals, such as retirement (PDF, [Download Adobe Reader](#)) and college education, by investing. Learn how to save for emergencies, short term and long term goals, and become an informed investor.

Steps to Make a Budget

See this video to learn how to make a budget and plan your finances.

A link to an interactive elements can be found at the bottom of this page.

Show the Video Transcript

Saving for Retirement

As you approach retirement, there are many things to think about. Experts advise that you will need about 80 percent of your pre-retirement income to continue your current quality of life. The exact amount depends on your individual needs. Some important factors to consider include:

- At what age do you plan to retire?
- Can you participate in an employer's retirement savings plan, such as a 401(k) plan, or a traditional pension plan?

- Will your spouse or partner retire when you do?
- Where do you plan to live when you retire? Will you downsize, rent, or own your home?
- Do you expect to work part-time?
- Will you have the same medical insurance you had while working? Will your coverage change?
- Do you want to travel or pursue a new hobby that might be costly?

Resources to Help You Prepare for Retirement

To help you plan for retirement:

- Find practical tips for building retirement savings in the Top 10 Ways to Prepare for Retirement(PDF, [Download Adobe Reader](#)).
- Use a [retirement calculator](#) to find out the best age to claim your Social Security benefits.
- myRA can help you start saving for retirement when you don't have access to an employer-sponsored plan or lack other options to save.
- Find out the [trade-offs between taking your pension in a monthly payment or in a lump sum](#)(PDF, [Download Adobe Reader](#)).
- Social Security pays benefits that are on average equal to about 40 percent of your pre-retirement earnings. You may be able to [estimate your benefits](#).
- Learn how you can boost your retirement savings at Investor.gov.
- If you have a financial advisor, talk to him or her about your plans.

Savings Bonds

U.S. savings bonds are one of the safest types of investments because they are endorsed by the federal government and, therefore, are virtually risk free.

Visit TreasuryDirect, a website from the U.S. Department of the Treasury, to learn about [savings bonds](#), [treasury bonds](#), and [securities](#); how to buy and redeem your investments, what to do in the event of the death of an owner, and much more. TreasuryDirect is your one-stop shopping site for government securities where you can find information about the wide range of savings options, including [EE/E](#), [HH/H](#), and [I savings bonds](#).

Manage and determine the value of savings bonds using these tools:

- [Savings Bond Calculator](#)
- [Savings Bond Wizard](#)
- [Redemption Tables](#)

You can give savings bonds for many occasions, such as birthdays, weddings, and graduations. Learn how to give [savings bonds as gifts](#).

Treasury Securities

Treasury securities are debts issued by the federal government's Bureau of Fiscal Service. When you buy a treasury security, you are lending money to the federal government for a set amount of time. In return the government promises to pay you back the entire amount, also known as the face value, when the security matures.

There are several types of treasury securities:

- [Treasury Bills](#)—Short term securities that mature between a few days and 52 weeks.
- [Treasury Notes](#)—Medium term securities that mature between one and 10 years.
- [Treasury Bonds](#)—Long term securities, with a 30 year term that pays interest every six months, until the bond matures.
- [Treasury Inflation-Protected Securities \(TIPS\)](#)—Securities with principle values that adjust based on inflation, but with fixed interest rates for five, 10, or 30 year maturities.
- [Savings Bonds](#)—Securities that offer a fixed interest rate over a fixed period of time.
- Floating Rate Notes (FRNs)—Securities with variable interest rates, so that as bank interest rates increase or decrease, the interest rates on the FRNs change in the same direction.

You can purchase treasury securities for yourself or as gifts. You can purchase them in several ways:

- Banks, brokers, and other financial institutions through the Commercial Book-Entry System.
- Online through [Treasury Direct](#)

- Payroll savings plans
- [Public auctions](#)

Trusts

A trust (or trust fund) is a legal entity that allows a person (the grantor, donor, or settlor) to transfer assets to another person or organization (the trustee). Once the grantor establishes the trust, the trustee controls and manages the assets for the grantor or for another beneficiary—someone who will ultimately benefit from the trust. To help you decide if a trust is right for you, first consult a licensed attorney experienced with estate planning and trust matters.

Reasons to Set Up a Trust

Some common reasons for setting up a trust include:

- Providing for minor children or family members who are inexperienced or unable to handle financial matters
- Arranging for management of personal assets, if you become unable to handle them yourself
- Avoiding probate and immediately transferring assets to beneficiaries upon death
- Reducing estate taxes and providing liquid assets to help pay for them
- The terms of a will are public while the terms of a trust are not, so privacy makes a trust an appealing option.

Types of Trusts

Trusts can be living (inter vivos) or after-death (testamentary). A living trust is one that a grantor sets up while still alive and an after-death trust is usually established by a will after one's death. Living trusts can be irrevocable (can't be changed) or revocable (can be changed), although revocable trusts don't get the same tax shelter benefits as irrevocable ones do.

The most common type of trust is the revocable living trust. If there's a specific purpose in mind for the trust, dozens of different options exist (charitable trusts, bypass trusts, spendthrift trusts, and life insurance trusts). Two types of trusts can help pay for long-term care services:

- **Charitable Remainder Trusts** – This trust allows you to use your own assets to pay for long-term care services while contributing to a charity of your choice and reducing your tax burden at the same time. You can set up the trust so that you receive payments from the trust to pay for long-term care services while you are alive.
- **Medicaid Disability Trusts** – These trusts are limited to persons with disabilities who are under age 65 and qualify for public benefits. Parents, grandparents, and legal guardians often set up these trusts to benefit people with disabilities and a non-profit organization manages the assets. This is the only kind of trust that is exempt from rules regarding trusts and Medicaid eligibility.

Trust Scams and Fraud

If someone approaches you to set up a trust, be careful. Before signing any papers to create a living trust, will, or other kind of trust, make sure to explore all options and shop around to compare services. Some other tips to avoid trust scams and fraud include:

- Avoid high-pressure sales tactics and high-speed sales pitches.
- Stay away from salespeople who give the impression that specific organizations and recognized brands back or sell the trust.
- Research and get information about local probate laws from the Clerk or Register of Wills.
- If someone tries to sell a living trust to you, ask if they are an attorney. Some states restrict the sale of living trusts to licensed attorneys.
- If you buy a trust in your home or in another location that is not the seller's permanent place of business, remember you have the right to take advantage of the Cooling Off Rule and cancel the transaction within three business days.

Things to Consider Before You Invest

Do you have a financial goal in mind, such as saving for retirement, paying for college, or buying a new house? If so, then you may decide to invest your money to earn enough to fund your goals. Before you invest, make sure you have answers to all of these questions:

- **How quickly can you get your money back?** Stocks, bonds, and shares in mutual funds usually can be sold at any time, but there is no guarantee that you will get back all the money you invested. Other investments, such as limited partnerships, certificates of deposit (CDs), or IRAs, often restrict your ability to cash out your holdings.

- **What can you expect to earn on your money?** While bonds generally promise a fixed return, earnings on most other securities go up and down with market changes. Keep in mind, just because an investment has done well in the past, there is no guarantee it will do well in the future.
- **What type of earnings can you expect?** Will you get income in the form of interest, dividends, or rent? Some investments, such as stocks and real estate, have the potential for earnings and growth in value. What is the potential for earnings over time?
- **How much risk is involved?** With any investment, there is always the risk that you will not get your money back or the earnings promised. There is usually a trade-off between risk and reward—the higher the potential return, the greater the risk. While the U.S. government backs [U.S. Treasury securities](#), it does not protect against loss on any other investments.
- **Are your investments diversified?** Some investments perform better than others in certain situations. For example, when interest rates go up, bond prices tend to go down. One industry may struggle while another prospers. Putting your money in a variety of investment options can reduce your risk.
- **Are there any tax advantages to a particular investment?** U.S. savings bonds are exempt from state and local taxes. Municipal bonds are exempt from federal income tax and, sometimes, state income tax as well. Tax-deferred investments for special goals, such as paying for college and retirement, are available that let you postpone or even avoid paying income taxes.

More Information on Investing

To learn more about investing, refer to these resources:

- You can find useful tips on investing at [Investor.gov](#), a website from the Securities and Exchange Commission (SEC).
- For all of your investment-related questions, [contact the SEC's Office of Investor Education and Advocacy](#).
- To get help preparing to invest, consult the Financial Industry Regulatory Authority (FINRA).

Tools to Research Investments

To help you make informed decisions when investing and avoid investment fraud, there are a variety of research tools available:

- Find investor news and alerts and a guide to investment products at [Investor.gov](#), a website from the Securities and Exchange Commission (SEC).
- The SEC requires public companies to disclose financial and other information to help you make sound decisions. You can view the text of these files on [EDGAR](#).
- The Financial Industry Regulatory Authority (FINRA) has up-to-date [market data and information](#) for a wide range of stocks, bonds, mutual funds, and other securities.
- If you are considering investing in collectible coins, refer to the [U.S. Mint](#). Before you purchase coins or coin-related products, research the seller with a government agency, such as your [state consumer protection office](#) or the [Federal Trade Commission \(FTC\)](#).

Choose a Financial Professional

A financial professional can have multiple titles and be authorized to provide various services, including investment, financial planning, and insurance products. When researching a financial professional, find out what the titles and licenses mean, as well as the educational, work experience, and ethical requirements. Keep in mind that a professional title is not the same as a license. The Securities and Exchange Commission (SEC), the Financial Industry Regulatory Authority (FINRA), and state regulators do not grant or endorse any professional titles.

When choosing a broker or investment adviser, research the person's education and professional history as well as the firm the person works for. Make sure you have answers to all of these questions:

- For more information on choosing a financial professional, refer to these resources:
 -

Pyramid Schemes

A pyramid scheme, also known as Ponzi scheme, is an illegal form of multilevel marketing. In these scams, your ability to earn profits is based on the number of new participants you recruit, instead of the amount of products or services you sell. Sometimes there actually aren't any real products that are being sold. These types of schemes are common with [investment and independent direct selling opportunities](#).

These schemes rely on the income from new participants in order to pay fake "profits" to people that have been part of the scheme for longer amounts of time. However, the scheme falls apart when there aren't enough new recruits to pay into the system, so the

earlier participants no longer receive earnings.

Tips to Avoid Being a Victim

Take steps to protect yourself from being a victim of a pyramid scheme:

- Be wary of “opportunities” to invest your money in franchises or investments that require you to bring in more investors to increase your profit, or recoup your initial investment.
- Be wary if the company sells non-tangible products or technical services, rather than physical items.
- Independently verify the legitimacy of any franchise or investment with the Better Business Bureau, your [state Attorney General](#), or any licensing agencies.
- Be skeptical of success stories and testimonials of fantastic earnings.

File a Complaint

If you are aware of a pyramid scheme or have been the victim of one, file a complaint with your [state consumer protection office](#), [state Attorney General](#), or the Better Business Bureau (BBB). If the pyramid scheme involved securities, you should also file a complaint with your [state’s securities administrator](#), or the [Securities and Exchange Commission](#).

Contributors and Attributions

CC licensed content, Shared previously

- **Authored by:** USA.gov. **Located at:** www.usa.gov/saving-investing. **License:** [Public Domain: No Known Copyright](#)

This page titled [5.7.1.4: Saving and Investing](#) is shared under a [Public Domain](#) license and was authored, remixed, and/or curated by [Lumen Learning](#).

- [1.4: Saving and Investing](#) by Lumen Learning is licensed [Public Domain](#).

5.7.2: Budgets and Saving

Savings Among Americans

Personal and household savings are important, both for you and for the economy. For you, savings creates a buffer for unexpected expenses and can also be used to finance a down payment on a house or to help pay for college. You can deposit your savings in a financial institution or buy a mutual fund that invests in the stock and bond markets. In other words, your savings becomes an investment; that is, it is money that you put into a financial institution or instrument for which you receive a return in the form of interest or dividends.

$$\text{Savings} = \text{Investment} \quad (5.7.2.1)$$

For the economy as a whole, these savings create economic growth. Firms borrow money (your deposits) from financial institutions or sell shares to your mutual funds and then use that money to expand their businesses. Before we go further, though, we should break down some of these terms. First of all, it's important to understand that personal savings is equal to income minus personal outlays (or consumption) and taxes:

$$\text{Personal Savings} = \text{Gross Personal Income} - \text{Government Taxes} - \text{Consumption}$$

Then, the Personal Savings Rate for any economy is defined as this ratio:

$$\text{Personal Savings Rate} = \frac{\text{Personal Savings}}{\text{Income}}$$

Disposable personal income (DPI), mentioned above, is your take home pay:

$$\text{Personal Savings Rate} = \frac{\text{Personal Savings}}{\text{Income}}$$

From another perspective, savings can be viewed as the portion of personal income that is used either to provide funds to capital markets or to invest in real assets such as residences.

What happened to the U.S. savings rate in the recent Pandemic Recession is quite unusual, to say the least. As you look at the graph below, you will see that from 2000 to 2020, the Personal Savings Rate averaged about 5% to 7% of Disposable Income. However, as the Pandemic Recession began (in February 2020) the Personal Savings Rate skyrocketed.

- In February 2020, the U.S. Personal Savings Rate was 8.3%.
- In March 2020, the U.S. Personal Savings Rate was 12.8%.
- In April 2020, the U.S. Personal Savings Rate was 33.5%.
- In May 2020, the U.S. Personal Savings Rate was 22.4%.
- In June 2020, the U.S. Personal Savings Rate was 19.0%.

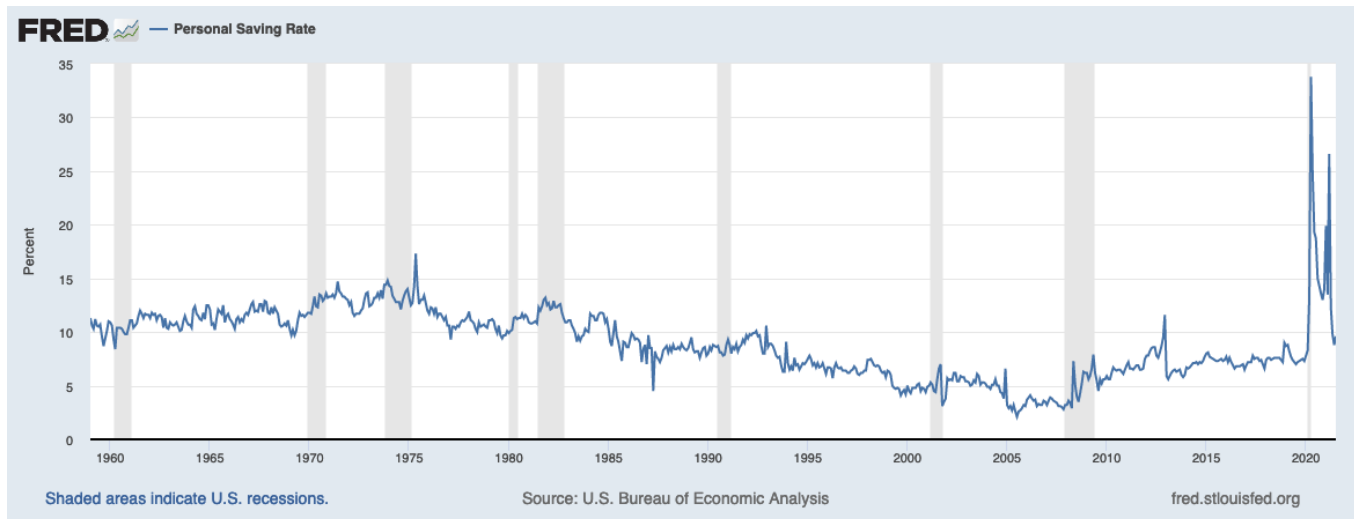


Figure 5.7.2.1: U.S. Bureau of Economic Analysis, Personal Saving Rate [PSAVERT], retrieved from FRED, Federal Reserve Bank of St. Louis; September 30, 2021.

If you look at the gray bars, which indicate recessions, you can see that the Personal Savings Rate does increase somewhat. This is due to consumer sentiment or, as John Maynard Keynes called it, “animal spirits.” During a recession, the sentiment is fear. Even so, the magnitude of the Personal Savings Rate during the Pandemic Recession is unprecedented.

As stated before, the absolute amount of personal savings is the difference between income minus taxes and spending. The graph below shows this difference in absolute dollars from 2014 up to June 2020. From April to July 2020, personal income jumped dramatically from the \$600 supplemental unemployment compensation and other relief payments provided by the CARES Act. However, because of fear, consumers decreased their spending. On top of this, in many states, restaurants, bars, hotels and all non-essential retail stores were shuttered in April, curtailing consumer spending and further increasing pessimistic sentiment.

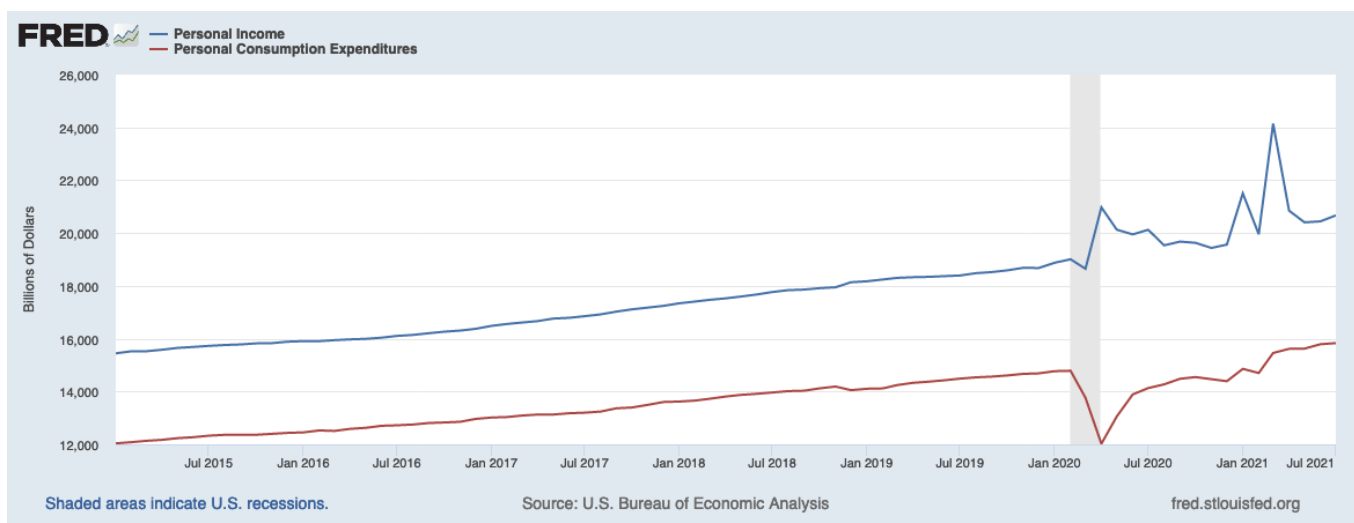


Figure 5.7.2.2: U.S. Bureau of Economic Analysis, Personal Income [PI] and Personal Consumption Expenditures [PCE], retrieved from FRED, Federal Reserve Bank of St. Louis; September 30, 2021.

As this graph shows, even though personal income increased in 2020, spending still decreased, highlighting just how important consumer sentiment is to the economy. If consumers are worried about the economic future, they will put off their expenditures to whatever extent they can. During the Pandemic Recession, restaurants, bars, vacation venues and services took the biggest hit. In comparison, the 2008 Great Recession saw large durable goods expenditures (appliances, automobiles, clothing) decrease by 8%, but spending on restaurants and services stayed relatively the same. According to a recent Gallup Poll, consumer satisfaction in the U.S. has fallen, and this could curtail future spending. However, it’s worth noting that consumer satisfaction is currently not as low as it was during The Great Recession.

Table 5.7.2.1. Household Savings Rates as a Percent of Disposable Income (in %)

	2010	2012	2013	2014	2015	2016	2017	2018	2019	2020
Austria	9.1	7.4	9	7.1	10	7.3	6.8	7.8	7.7	7.7
Belgium	10.1	8.8	7.5	4.9	8.3	5.1	4.3	3.9	4.8	5.1
Canada	4.8	3.5	5.2	4.8	3.5	3.6	4.6	3.4	1.4	1.6
Czech Republic	6.8	4.9	6.2	5.6	6.6	6.6	6.8	6.5	6.0	6.7
Denmark	-1	-0.6	-1.2	2.3	-1	-2.9	4.3	4.6	6.6	3.9
Finland	3.3	1.1	0.6	1.3	1.3	-0.4	-0.7	-1.8	-1.2	-0.4
France*	15.9	16.2	14.9	14	14.9	14.2	13.8	13.7	13.8	14.7
Germany	10.9	10.4	9.4	9	9.9	9.5	9.7	9.8	11.0	11.0
Hungary	5.4	5.1	4.8	7.1	5.9	8	6.2	8.1	6.9	6.6
Ireland	7	5.4	5.2	4.9	3.9	3.6	4.2	3.8	5.8	5.8
Italy	5.3	4.3	3.1	3.6	6.3	3.9	3.3	3.2	2.5	4.3
Japan	2.1	2.9	1.3	0.3	2.3	-0.4	0.8	2.6	4.3	4.5
Netherlands	3.4	5	6.5	7.3	6.1	9.9	9.6	10	8.4	7.8
Norway	6.1	7.8	8.3	7.6	5	8.2	10.3	7.3	6.5	6.7
Poland	5.9	3.5	2.6	0	1.5	-0.4	-0.4	1.5	0.3	1.4
Portugal*	10.2	10	9.5	7.8	8.4	5.2	5.3	5	6.5	7.0
Slovakia	5.7	4.8	1.9	0.2	1.1	1.5	3	3	2.6	4.0
Spain	13.1	11	4.4	3.8	3.2	3.5	2.9	1.8	1.5	2.3
Sweden	8.3	10	15.1	15	10.4	16.4	15	16	15.4	17.1
Switzerland	11.3	12.7	17.5	17.5	16	18.9	18.2	18.7	17.3	17.6
United Kingdom*	6.6	6	7.3	8.7	8.5	8.6	9.4	6.7	6.1	6.4
United States	5.1	4.2	7.2	5	5.3	7.4	7.6	6.7	7.7	8.1

Source: Organization for Cooperation and Development (“OECD”) European Federation of Building Societies – Annual Report 2019.

*Estimate

China's Savings Rate

China’s economy is the second largest in the world. Its economic growth rates have been extremely high, many years climbing into the double digits. It also has high rates of government, corporate, and household savings. In a working paper from the International Monetary Fund (part of the World Bank), Zhang et al. identify three phases that they contend influenced the savings rate of Chinese households.

1. The first phase was in the 1980s, following the introduction of the one-child policy and de-collectivization of agriculture in rural areas. Beginning in 1976, the one-child policy freed disposable income, and since children traditionally took care of their

parents in old age, the one child policy also incentivized older Chinese to save more. The savings rate rose from 5 to 20 percent of disposable income (albeit with a temporary dip in the late 1980s, possibly due to a GDP growth slow down).

2. The second stage was in the 1990s, after Deng's southern tour reaffirmed China's policy to reform and open-door policy. In addition, the massive lay-offs resulting from the state-owned enterprises (SOE) reform in the late 1990s also put downward pressure on wage growth. SOE reform took center stage in this period and was accompanied by the transformation of the social safety net and job security, leading to savings rising to 25 percent of disposable income.
3. The third stage came after China entered the World Trade Organization in 2001. Savings rose to 30 percent of disposable income during an export-driven boom. Notably, since 2012, household savings have plateaued and gradually begun to decline (2018).

China's saving rate was also affected by its conversion from a centrally planned economy to a market economy. This resulted in massive layoffs; 27 million people lost their jobs between 1997 and 2002. Along with these reforms, the social safety net was dismantled, and as a result, Chinese people paid an increasingly larger share of their healthcare costs (from 20% in 1978 to 60% in 2002, although it has declined since then). The layoffs and unexpected health care costs further incentivized the Chinese people to save.

The Chinese economy shows us some of the reasons savings rates can fluctuate from country to country, largely in response to demographic and economic changes. Let's now take an overview of the reasons individuals and households save.

Influences on the Rate of Savings

In general, people save for the following reasons:

- Emergency/ unforeseen expenditures (especially unexpected medical expenses)
- Down payment on a house (although often a 5% down payment is enough)
- Down payment on a car (although less and less is required these days)
- Retirement Income
- Education for yourself or your children

The savings rates as a percentage of disposable income vary from country to country (in some places, quite significantly). The dominant influences on these differing savings rates are explained below:

1. The social safety net varies significantly from country to country. Is there a national healthcare system (e.g. Canada)? Are there generous retirement pension plans (e.g. Finland)?
2. Certain countries have a cultural disposition to savings (e.g., France and Germany). This is likely due to the trauma of World War II.
3. A national tragedy or recent disaster can cause an increase in the savings rate. For example, China was occupied by the Japanese in the 1920's and again in World War II. After World War II, a civil war erupted between Mao Tse Tung and Chiang Kai Shek with Mao winning and turning China Communist in 1948. After the collectivization of all farms, Mao led the Great March, an event that led to the deaths of thirty million people.

Interestingly, Megan McArdle states that some of the reasons people used to save, such as taking a vacation or for holiday gifts are now just put on our credit cards (2018). This means we are buying what we want without having the money for it, which means we have to pay the credit card bill every month. This increases our monthly expenses and conversely decreases our monthly savings.

Global Consequences of a Lack of Savings

Previously, I stated the following:

$$\text{Savings} = \text{Investment}$$

The graph below shows this correlation in the United States from 1970 to 2019. (I did not include 2020 in the graph due to the extraordinary temporary jump in the savings rate during the Pandemic Recession.)

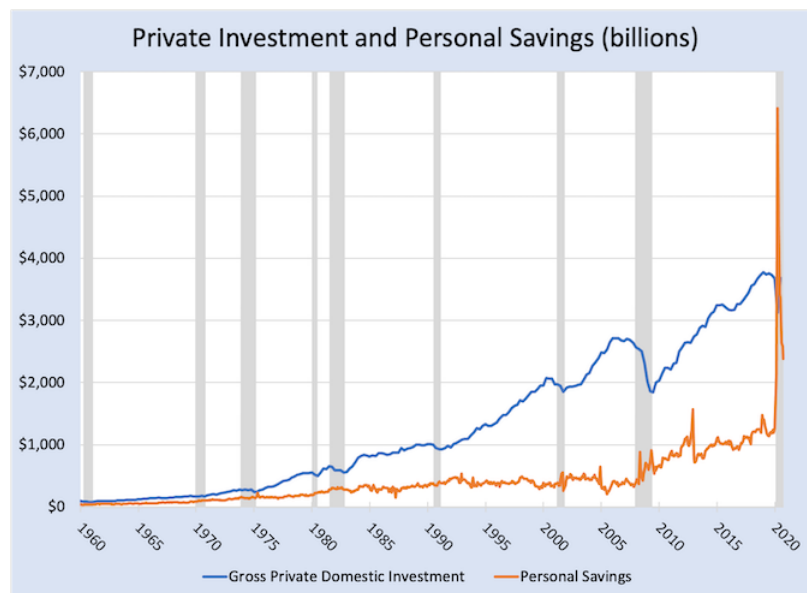


Figure 5.7.2.3: Private Investment and Personal Savings by Fred Rowland is used under a CC BY-NC 4.0 License. Source: Federal Reserve Economic Data (FRED) (12/2020).

This correlation of investment to savings is also true in the rest of the world:

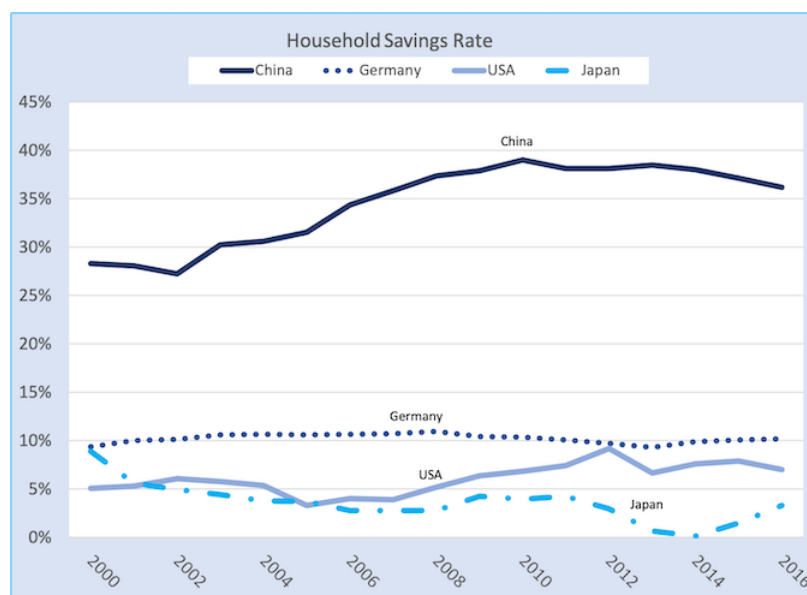


Figure 5.7.2.4: Household Savings Rates as a Percent of Disposable Income (in %) by Fred Rowland is used under a CC BY-NC 4.0 License. Source: OECD iLibrary data (11/24/2020).

From this, we see that one of the things a country can do to stimulate investment (and economic growth) is to encourage higher rates of savings among its citizens. The consequences of low rates of savings can be seen best in Sub-Saharan African countries. Many citizens in these countries are subsistence farmers and have almost no savings. As a result, there is not a large supply of loanable funds, which are essentially deposits in local banks. Since the supply is low, interest rates are high on loans, which curtails investment. Low ratios of capital equipment to labor results in low productivity of workers. Low productivity of workers results in workers being paid low wages. Low wages mean workers have low or non-existent savings. You can see how this is a vicious circle.

How Much You Should Save

You should begin saving now, even if you can only set aside \$100.00 per month. Your goal should be to ramp this up to 10% to 15% of your disposable income, but that is impossible when you are just beginning your career. As we saw in the chart from the

OECD above, the savings rate in the United States from 2010 to 2019 ranged from a low of 4.2% of disposable income to a high of 8.1% of disposable income. That gives us average savings rates of:

2010 to 2019 (10-year average =6.4 % of disposable income
2015 to 2019 (5-year average =7.5 % of disposable income

However, one of the drawbacks of using the average rates is the increasing income inequality in the U.S. Lower income households have a much lower savings rate as a percentage of disposable income than high income households. Therefore, we should look at savings rates for income quintiles or deciles before we decide on a reasonable expectation for a savings rate.

I have my retirement fund at the nonprofit mutual fund company TIAA. The TIAA website contained an article by personal finance journalist Paula Pant, who has been featured on MSN Money, Bankrate, Marketplace Money, AARP Bulletin, and more. Her website, “Afford Anything,” draws 30,000 visitors each month. Paula recommends saving 10% to 15% of your disposable income. However, she also recommends the 20/50/30 Rule for personal budgets (Pant, 2020):

- 20% of your disposable income goes to savings
- 50% of your disposable income goes to necessities
- 30% of your disposable incomes goes to discretionary expenditures, such as entertainment

The 20/50/30 rule seems like an impossible goal. Perhaps more realistically, Vanguard, one of the largest mutual fund companies in the world, advises the following:

- Save at least enough to get the full match offered by your employer retirement plan, if you have one.
- Work your way up to 12%–15% of your pay, including any employer match.

This goal seems more reasonable, although when you are starting your career, it may be very difficult to save anything. The important thing, however, is to begin the habit of saving something every month. As you see your savings grow, you will appreciate the feeling of security and will want to save even more.

Your Budget

Keep in mind that the purpose of budgeting is to get to savings. You do not need a complicated budget; instead, focus on keeping track of your spending. Then just subtract that from your disposable income to get your cash flow. You can easily track your spending with a simple spreadsheet. For a young person, a budget like the example below is all you should need (until you make your first million, that is).

Table 5.7.2.2. Personal Cash Flow Statement

	Budget	Actual	Budget	Actual
Income	Month #1	Month #1	Month #2	Month #2
Disposable (after-tax) income				
Interest on Bank Account				
Dividend payments				
Total Cash Income				
Expenditures				
Rent				
Electricity and Water				
Cable and Internet				
Mobile Phone				
Groceries				
Health Insurance				

	Budget	Actual	Budget	Actual
Clothing				
Car Payment				
Car Expenses				
Entertainment				
Other Expense (Credit Card)				
Total Expenditures				
Net Cash Flow				

Create a budget like the one above to start keeping track of your spending, then track your spending for the month and enter it in the actual column. Next, create a revised budget for month number two based on your actual experience. If you see that your net cash flow is zero or negative, look at the actual spending for month number one and decide where you can cut back. Entertainment is the easiest place to cut spending.

For a real-world perspective, I asked a student of mine to create the monthly budget below for when he is at college.

Table 5.7.2.3. Personal Cash Flow Statement Example

	Budget	Actual	Budget	Actual
Income		Month #1	Month #2	Month #2
Disposable (after-tax) income	0			
Interest on Bank Account	0			
Dividend payments	0			
Income from Summer Work	1200			
Total Cash Income	1200			
Expenditures				
Rent (loan from last year)	650			
Electricity and Water (loan)	165			
Cable and Internet (loan)	60			
Mobile Phone (parents)	45			
Groceries (loan and personal)	200			
Health Insurance (parents)	500			
Clothing	0			
Car Payment	0			
Car Expenses	0			
Entertainment	75			
Other Expense	50			
Net Cash Flow	0			
Summary of Expenditures				

	Budget	Actual	Budget	Actual
Total Expenditures		1745		
Parents Expenditures		545		
Loan Expenditures		1075		
Personal Expenditures		125		

Why Budgets Do Not Work (most of the time)

Budgeting is all about savings. Otherwise, you could just spend your paycheck until there is nothing left (and maybe that is exactly what you do), and then what do you do with all the leftover bills? Unfortunately, budgets are much like diets, and neither diets nor budgets work most of the time. Each is complicated, and both take time to add up your calories or expenditures. Neither is any fun at all. Despite all our good intentions, diets and budgets usually go the way of many of our New Year's resolutions; that is, they do not last.

David Bach, co-founder of AE Wealth Management recently told CNBC his key to getting to savings:

If you want to save more money and build wealth, you do not necessarily have to create a detailed budget that allocates money for categories like clothes, coffee and bars. Instead, simply commit to paying yourself first...Whenever you earn money, set aside a portion for your future self (2019).

In her article "Why a Budget is Like a Diet—Ineffective," Tara Siegal Bernard provides advice from experts (including herself) and concludes that budgeting does not work. Despite this, she still had this to say:

But there are plenty of mental tricks and strategies that can make your budgeting more sustainable now. In fact, the best strategy is not to think about it as budgeting at all. Instead, set up broad goals and automate all savings and other priorities where you can (201).

How to Use Behavioral Economics to Create a Workable Budget

The way to stay committed to your budget is to establish some external controls on yourself. Behavioral economists call these "nudges." The best way to keep on track is to use your accounts at your financial institution to automatically stay on budget. I use the term "financial institution" purposely, because there are certain truths you should know about financial institutions that are not easily evident:

- Commercial banks are not your friends.
- If you have your main checking account at a commercial bank, do not set up automatic bill paying there. You will be stuck! Switch to a credit union first.
- Credit unions are your friends.
- Most online stock trading companies such as Robinhood, TD Ameritrade, E*TRADE, etc. are not your friends.
- Non-profit mutual fund companies, such as Vanguard, and TIAA are your friends.

Almost all stockbrokers and mutual fund companies currently allow you to trade stocks for free—that is, no stockbroker commissions on stock trades. If you want to trade stocks, I recommend Charles Schwab as the best broker to set up an account with.

With these facts in mind, we can now talk about how to use your financial institution to nudge you to stay on budget.

First, keep your checking and savings account at a credit union, not a commercial bank. Commercial banks such as Wells Fargo, Bank of America, JP Morgan/Chase and Citicorp are in business to make a profit. They have to generate enough profit to pay dividends to their shareholders. The upshot of this is that they charge higher interest rates on their loans and pay lower interest rates on their deposits than credit unions.

Commercial banks, savings banks, and credit unions are called financial intermediaries. This means they take money in from depositors (to whom they pay interest) and lend it out to borrowers (who pay the bank interest). In order to cover their overhead (salaries, rent, advertising), financial intermediaries charge higher rates to their borrowers than they pay to their depositors. In addition, commercial banks also borrow money in the short-term money markets (also known as a Commercial Paper Market) at a low rate and lend it out to borrowers at a higher rate.

Since the commercial banks must pay interest to their depositors and interest to the Commercial Paper Market lenders, they are essentially borrowing all their money. Additionally, commercial banks must pay dividends to their owners and stockholders, adding to their expenditures. Thus, commercial banks must do the following:

1. Pay interest to their depositors.
2. Pay interest to their lenders in the short-term Commercial Paper market.
3. Cover their overhead (salaries, buildings utilities, advertising, rent).
4. Pay dividends to their owners and stockholders.

In general, commercial banks add a mark-up on the cost of funds between 3% and 4%. That is, if the bank is paying their depositors 1% on their savings accounts (and 1% on the Commercial Paper they borrow, since all short-term interest rates move in synchronization) this is their average cost of funds. On average, they will then charge 4% on their portfolio of loans.

The difference between what a financial institution charges its borrowers and what it pays its depositors (and lenders) is called the interest rate spread or the net interest margin. Below is the historical data on the interest rate spread at all U.S. Banks.

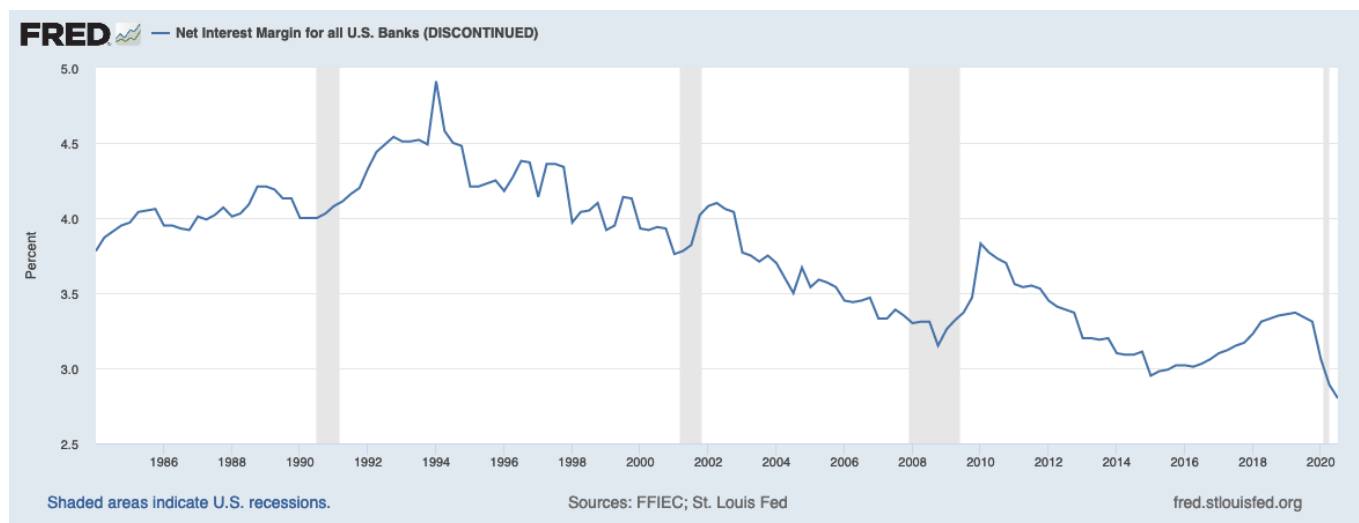


Figure 5.7.2.5: Federal Financial Institutions Examination Council (US) and Federal Reserve Bank of St. Louis, Net Interest Margin for all U.S. Banks (DISCONTINUED) [USNM], retrieved from FRED, Federal Reserve Bank of St. Louis; September 30, 2021.

If you look closely, you will see two big spikes in the interest rate spreads, in 1994 and 2010. In these two years, the Federal Reserve Bank reduced the Federal Funds Rate dramatically as part of Monetary Policy to help the economy recover following recessions. Since all short-term interest rates (including deposit interest rates and Commercial Paper rates) move in lockstep with the Fed Funds Rate, this effectively reduces the cost of funds to banks, allowing them to make larger profits.

Credit unions, on the other hand, are all non-profit mutual institutions, entirely owned by their depositors. Therefore, these are the only expenses they have to cover:

1. Pay interest to their depositors.
2. Cover their overhead (salaries, buildings utilities, advertising, rent).

This is why credit unions can pay higher interest rates on saving accounts and charge lower interest rates on all their loans. They just need a slightly lower interest rate spread to cover their expenses. A recent average interest rate spread for credit unions was 3.15%.

Unfortunately, the basic business model for all financial intermediaries is inherently unstable. They are all subject to what is known as disintermediation. Disintermediation occurs when depositors demand their money back, but the bank does not have it. This can occur because financial intermediaries borrow short term and lend long term. Banks and credit unions borrow their money from

depositors (or Commercial Paper Markets, in the case of commercial banks). and the depositors can demand its return at any time. However, the financial intermediaries have lent the depositors' money out in loans that are paid back over time—auto loans, mortgages, credit card loans, etc.

When depositors demand more of their money back than the bank has on hand, this is known as a run on the bank. During the Great Depression (1929 to 1940) there were several runs on banks, and many banks went bankrupt, while numerous depositors lost their money. As a result, the Federal Deposit Insurance Corporation (FDIC) was created in 1933 by the federal government to insure depositors' money. FDIC currently insures up to \$250,000.00 per account in commercial banks against the bank's insolvency. In 1970, in response to the explosive growth of credit union membership, the National Credit Union Share Insurance Fund ("NCUSIF") was created by the federal government to fulfill a parallel function to the FDIC, but for credit unions. The NCUSIF also currently insures up to \$250,000.00 per account in credit unions against the credit union's insolvency.

Credit unions were initially set up to benefit employees at the same company, such as the Pentagon Federal Credit Union, the General Motors Employees Credit Union, or the AFL-CIO Credit Union. In the expansion of credit union membership after 1970, many of the credit unions relaxed their membership regulations and now anyone can join almost any credit union. Usually to join a credit union currently, you merely need to deposit a minimum of \$5.00 in a savings account. Choose a credit union that has an office convenient to you (although that may not even be necessary, as you can do all your banking with credit unions electronically).

Credit Union Accounts to Facilitate Budgeting

In order to use your credit union to facilitate your budgeting (and savings), you need to set up the following accounts:

1. Checking Account #1 for expenses.
2. Savings Account connected to your checking account.
3. An overdraft Line of Credit connected to Checking Account #1, so if you overdraw your account, the Line of Credit will automatically deposit money into the Checking Account to cover the overdraft. This will save you a lot of overdraft fees.
4. Checking Account #2 for your monthly entertainment.
5. Arrange for Debit Cards for both checking accounts.

This arrangement is analogous to having different envelopes in your drawer with allocations of your cash for expenses, entertainment and savings, but it accomplishes it electronically. Once these accounts and facilities are set up, take the following actions:

1. Have your paycheck electronically deposited to Checking Account #1.
2. Have a certain savings amount automatically transferred from Checking Account #1 to the associated Savings Account.
3. Have a monthly entertainment amount automatically transferred to Checking Account #2. Use this debit card to pay for your monthly entertainment. When the account is depleted, stop spending and wait for your next paycheck.
4. Use the credit union's electronic bill pay for all of your bills. Between this and your debit card, you will have a full accounting of your expenses at the end of each month. Most credit unions will allow you to categorize each payee and will aggregate the payments for each budget category.

For example, say your monthly disposable income is \$3,500. Your budget includes \$2,900 on monthly expenses, \$500 for entertainment, and \$100 for savings. To manage this, you would do the following:

1. Have your paycheck deposited directly into Checking Account #1. Most likely you will be paid on the last day of the month.
2. Set up an automatic bill pay to transfer \$500 into your Checking Account #2 and \$100 into your Savings Account each payday.
3. Use your debit card for Checking Account #1 or automatic bill pay to cover monthly expenses.
4. Use your debit card for Checking Account #2 to pay monthly entertainment expenses. When this account is empty, stop spending until you put more money in the entertainment account.
5. Do not touch your savings account unless you are ready to make a purchase you were saving for, for example, to put a down payment on a car or some other long-term goal.

As I mentioned before, do not set up automatic bill pay at a commercial bank. Studies have shown that 95% of customers who set up automatic bill pay do not leave their financial institution. The customer views it as too much work to set up all the accounts again at another financial institution. Move to a credit union before you set up automatic bill pay.

Establishing Financial Goals

All animals are goal directed: find food, find a burrow, find a mate. The human animal is no exception. Use these innate tendencies to help your budget. The basic necessities of life (rent or mortgage payment, food, transportation) scream at us to be paid every month, so it does not take much to keep them at the forefront of our mind. Getting to savings is the hard part. To do this, we have to set (and write down) financial goals, utilizing one of the key techniques of behavioral economics: making a commitment. You can write your goals down anywhere, but I recommend you write them at the bottom of your budget, ensuring that you will see them regularly.

The priority for your savings account is to keep a stash of money for unforeseen expenses, like car repairs or medical expenses. Try to save six months of your basic expenses, not including entertainment. Six months of basic expenses helps protect against job layoffs, as in normal economic times, 90% of workers find a new job within six months (though this gets skewed during recessions). The goal is to give yourself a safety net in addition to unemployment compensation, because unemployment compensation varies from state to state and pays an average of a little over \$300.00 per week for an average of 26 weeks. Six months of base expenses is an extremely difficult savings goal at the beginning of your career. However, it is a goal you need to work towards. Having this savings will give you great peace of mind.

A second financial goal is to save for future purchases, such as a new car, a down payment on a house, or even just new furniture for your apartment. For example, a house down payment typically equals 5% of the purchase price. Since the median sales price of houses in the United States in 2020 is \$320,000.00, a 5% down payment would be \$15,000.00. Do not be discouraged, though; in a lot of cases, banks will accept a 3% down payment on a house, especially for a first-time home buyer.

The third thing to save for are what are typically the three big purchases in your life.

- The down payment on a house
- College tuition for your children
- Your retirement

We discuss buying a house and saving for retirement in upcoming chapters, but as to education, we can look at the 2019-2020 average cost of tuition to gain perspective. Among national colleges and universities, the College Board (2022) reported the following average cost of tuition and fees for the 2021–2022 school year:

In 2021-22, the average published (sticker) tuition and fees for full-time students are:

- Public four-year in-state: \$10,740
 - \$170 higher than in 2020-21 (+1.6% before adjusting for inflation)
- Public four-year out-of-state: \$27,560
 - \$410 higher than in 2020-21 (+1.5% before adjusting for inflation)
- Public two-year in-district: \$3,800
 - \$50 higher than in 2020-21 (+1.3% before adjusting for inflation)
- Private nonprofit four-year: \$38,070
 - \$800 higher than in 2020-21 (+2.1% before adjusting for inflation)

Add to this anywhere from \$5,000 to \$10,000 per year for room and board, and a state resident at a four-year public college could pay up to \$85,000.


The good news is that with financial aid, very few students pay the full cost of tuition. However, according to the College Board, the average amount borrowed by 2017-2018 bachelor's degree recipients was \$29,000 (\$26,900 for public colleges and \$32,600 for private colleges).

Reviewing Your Budget

In the beginning, review your budget in the middle and at the end of the first month. Reviewing it in the middle of the month gives you some time to correct your behavior; reviewing at the end will help you revise for the next month. Once you feel that you are comfortably running, compiling your actual expenses and revising can be done once per month.

5.7.2: Budgets and Saving is shared under a [CC BY-NC-SA 4.0](https://creativecommons.org/licenses/by-nc-sa/4.0/) license and was authored, remixed, and/or curated by Donald T. Wargo, Temple University.

5.7.3: Video- Can't Stick to a Budget? Try these tweaks Instead



5.7.3: Video- Can't Stick to a Budget? Try these tweaks Instead is shared under a [not declared](#) license and was authored, remixed, and/or curated by LibreTexts.

CHAPTER OVERVIEW

6: Taxes and Tax Planning

This chapter discusses the role of taxation in personal finance and its effects on earnings and on accumulating wealth. The chapter emphasizes the types, purposes, and impacts of taxes; the organization of resources for information; and the areas of controversy that lead to changes in the tax rules.

[6.1: Introduction](#)

[6.2: Sources of Taxation and Kinds of Taxes](#)

[6.3: The U.S. Federal Income Tax Process](#)

[6.4: Record Keeping, Preparation, and Filing](#)

[6.5: Taxes and Financial Planning](#)

This page titled [6: Taxes and Tax Planning](#) is shared under a [CC BY-NC-SA 3.0](#) license and was authored, remixed, and/or curated by [Anonymous](#) via [source content](#) that was edited to the style and standards of the LibreTexts platform.

6.1: Introduction

All developed and most less-developed economies have a tax system that finances their governments, at least in part. The design of that tax system reflects the society's view of the responsibilities of government and of its citizens for their government.

In the United States there has always been disagreement about the role of government as a producer for and a protector of the economy and its citizens. Even before the United States was a nation, “taxation without representation” was a rallying cry for rebellion against the British colonial authority, and the colonists protested taxes on everything from stamps to tea. The American Revolution was as much about economic democracy—the fundamental right of every individual to participate in the economy and to own the fruits of labor—as it was about political democracy.

It is perhaps no coincidence that Scottish Economist Adam Smith's *Wealth of Nations* was published in 1776, the same year that independence was declared in the thirteen colonies. Smith recognized a role for government in a market-based economy, but societies have argued about what that role should be and how it should be paid for ever since. The U.S. tax code (Internal Revenue Code) is based on the idea that everyone should help finance their government according to one's ability to pay. Changes in how “everyone” is defined and how “ability to pay” is measured have led to tax law changes that keep the system evolving.

In the United States, tax laws are written by Congress and therefore through compromise. As views on government financing have changed, tax laws have been amended and refined, enacted and repealed. The result is a tax code that can seem overly complex and even unreasonable or illogical. However, the system is based on logic and has a purpose. The better you understand the elements of the tax system, the better you will understand how to live with it—and plan for it—to your best advantage.

6.1: Introduction is shared under a [CC BY-NC-SA 3.0](https://creativecommons.org/licenses/by-nc-sa/3.0/) license and was authored, remixed, and/or curated by LibreTexts.

6.2: Sources of Taxation and Kinds of Taxes

Learning Objectives

1. Identify the levels of government that impose taxes.
2. Define the different kinds of incomes, assets, and transactions that may be taxed.
3. Compare and contrast progressive and regressive taxes.

Any government that needs to raise revenue and has the legal authority to do so may tax. Tax jurisdictions reflect government authorities. In the United States, federal, state, and municipal governments impose taxes. Similarly, in many countries, there are national, provincial or state, county, and municipal taxes. Regional economic alliances, such as the European Union, may also levy taxes.

Jurisdictions may overlap. For example, in the United States, federal, state, and local governments may tax income, which becomes complicated for those earning income in more than one state, or living in one state and working in another. Governments tax income because it is a way to tax broadly based on the ability to pay. Most adults have an income from some source, even if it is a government payment. Those with higher incomes should be able to pay more taxes, and in theory should be willing to do so, for they have been more successful in or have benefited more from the economy that the government protects.

Income tax is usually a **progressive tax**: the higher the income or the more to be taxed, the greater the tax rate. The percentage of income that is paid in tax increases as income rises. Those income categories are called **tax brackets** (Table 6.2.1).

Source: [Federal Income Tax Rates and Brackets](https://www.irs.gov/filing/federal-income-tax-rates-and-brackets) (www.irs.gov/filing/federal-income-tax-rates-and-brackets)

Table 6.2.1 : U.S. Income Tax Brackets in 2023 (Single Filing Status)

If your taxable income was between			Your tax bracket is
\$ 0	and	\$ 11,000	10%
\$ 11,001	and	\$ 44,725	12%
\$ 44,726	and	\$ 95,375	22%
\$ 95,376	and	\$ 182,100	24%
\$ 182,101	and	\$ 231,250	32%
\$ 231,251	and	\$ 578,125	35%
\$ 578,126	and	above	37%

Tax is levied on income from many sources:

- Wages (selling labor)
- Interest, dividends, and gains from investment (selling capital)
- Self-employment (operating a business or selling a good or service)
- Property rental
- Royalties (rental of intellectual property)
- “Other” income such as alimony, gambling winnings, or prizes

A **sales tax** or **consumption tax** taxes the consumption financed by income. In the United States, sales taxes are imposed by state or local governments; as yet, there is no national sales tax. Sales taxes are said to be more efficient and fair in that consumption reflects income (income determines ability to consume and therefore level of consumption). Consumption also is hard to hide, making sales tax a good way to collect taxes based on the ability to pay. Consumption taxes typically tax all consumption, including nondiscretionary items such as food, clothing, and housing. Opponents of sales tax argue that it is a **regressive tax**, because those with lower incomes must use a higher percentage of their incomes on nondiscretionary purchases than higher-income people do. Another example of a regressive tax is Social Security Taxes, also known as the Federal Insurance Contributions Act.

The **value-added tax** (VAT) or goods and services tax (GST) is widely used outside the United States. It is a consumption tax, but differs from the sales tax, which is paid only by the consumer as an end user. With a VAT or GST, the value added to the product is

taxed at each stage of production. Governments use a VAT or GST instead of a sales tax to spread the tax burden among producers and consumers, and thus to reduce incentive to evade the tax. A consumption tax, like the sales tax, it is a regressive tax. When traveling abroad, you should be aware that a VAT may add substantially to the cost of a purchase (a meal, accommodations, etc.).

Excise taxes are taxes on specific consumption items such as alcohol, cigarettes, motor vehicles, fuel, or highway use. In some states, excise taxes are justified by the discretionary nature of the purchases and may be criticized as exercises in social engineering (i.e., using the tax code to dictate social behaviors). For example, people addicted to nicotine or alcohol tend to purchase cigarettes or liquor even if an excise tax increases their cost—and are therefore a reliable source of tax revenue.

Property taxes are used by more local—state, municipal, provincial, and county—governments, and are most commonly imposed on real property (land and buildings) but also on personal assets such as vehicles and boats. Property values theoretically reflect wealth (accrued income) and thus ability to pay taxes. Property values are also a matter of public record (real property is deeded, boats or automobiles are licensed), which allows more efficient tax collection.

Estate taxes are taxes on the transfer of wealth from the deceased to the living. Estate taxes are usually imposed on the very wealthiest based on their unusual ability to pay. Because death and the subsequent dispersal of property is legally a matter of public record, estate taxes are generally easy to collect. Estate taxes are controversial because they can be seen as a tax on the very idea of ownership and on incomes that have already been taxed and saved or stored as wealth and properties. Still, estate taxes are a substantial source of revenue for the governments that use them, and so they remain.

A summary of the kinds of taxes used by the three different jurisdictions is shown in Table 6.2.2 .

Table 6.2.2 : Taxes and Jurisdictions

Type of Tax	National or Federal	Provincial or State	County or Municipal
Income	✓	✓	✓
Sales		✓	✓
VAT or GST	✓	✓	
Excise	✓	✓	✓
Property		✓	✓

Summary

- Governments at all levels use taxes as a source of financing.
- Taxes may be imposed on the following:
 - Incomes from
 - wages,
 - interest, dividends, and gains,
 - rental of real or intellectual property.
 - Consumption of discretionary and nondiscretionary goods and services.
 - Wealth from
 - asset ownership,
 - asset transfer after death.
- Taxes may be
 - progressive, such as the income tax, in which you pay proportionally more taxes the more income you have;
 - regressive, such as a sales tax, in which you pay proportionally more taxes the less income you have.

Exercises

1. Examine your state, federal, and other tax returns that you filed last year. Alternatively, estimate based on your present financial situation. On what incomes were you (or would you be) taxed? What tax bracket were you (or would you be) in? How did (or would) your state, federal, and other tax liabilities differ? What other types of taxes did you (or would you) pay and to which government jurisdictions?

2. Match the description to the type of tax. (Write the number of the tax type before its description.)

o Description:

1. _____ tax on the use of vehicles, gasoline, alcohol, cigarettes, highways, and the like.
2. _____ tax on the wealth and property of a person upon death.
3. _____ tax on purchases of both discretionary and nondiscretionary items.
4. _____ tax on wages, earned interest, capital gain, and the like.
5. _____ tax on home and land ownership.
6. _____ tax on purchases of discretionary items.
7. _____ tax on items during their production as well as upon consumption.

o Type of Tax:

1. Property tax
2. Consumption tax
3. Value-added or goods and services tax
4. Income tax
5. Excise tax
6. Sales tax
7. Estate tax

3. In your financial planning journal, record all the types of taxes you will be paying next year and to whom. How will you plan for paying these taxes? How will your tax liabilities affect your budget?

4. According to this Investopedia article there are some types of [income that are not taxed](#). Create a list of your income sources that are protected from taxation. Poll classmates on the question of whether they think student income can be taxed. Review this article from Ramsey Solutions about [Five Tax Myths](#). Is it true that students often are exempt from income taxes?

This page titled [6.2: Sources of Taxation and Kinds of Taxes](#) is shared under a [CC BY-NC-SA 3.0](#) license and was authored, remixed, and/or curated by [Anonymous](#) via [source content](#) that was edited to the style and standards of the LibreTexts platform.

6.3: The U.S. Federal Income Tax Process

Learning Objectives

1. Identify the taxes most relevant for personal financial planning.
2. Identify taxable incomes and the schedules used to report them.
3. Calculate deductions, exemptions, and credits.
4. Compare methods of tax payment.

The U.S. government relies most on an income tax. The income tax is the most relevant for personal financial planning, as everyone has some sort of income over a lifetime. Most states model their tax systems on the federal model or base their tax rates on federally defined income. While the estate tax may become more of a concern as you age, the federal income tax system will affect you and your financial decisions throughout your life.

Figure 6.3.1 shows an individual tax return, U.S. Form 1040.

Figure 6.3.1 : U.S. Individual Tax Form 1040, 2023^[1]

Taxable Entities

There are four taxable entities in the federal system: the individual or family unit, the corporation, the nonprofit corporation, and the trust. Personal financial planning focuses on your decisions as an individual or family unit, but other tax entities can affect individual income. Corporate profit may be distributed to individuals as a **dividend**, for example, which then becomes the individual's taxable income. Likewise, funds established for a specific purpose may distribute money to an individual that is taxable as individual income. A **trust**, for example, is a legal arrangement whereby control over property is transferred to a person or organization (the trustee) for the benefit of someone else (the beneficiary). If you were a beneficiary and received a distribution, that money would be taxable as individual income.

The definition of the taxable "individual" is determined by filing status:

- Single, never married, widowed, or divorced
- Married, in which case two adults file as one taxable "individual," combining all taxable activities and incomes, deductions, exemptions, and credits
- Married filing separately, in which case two married adults file as two separate taxable individuals, individually declaring and defining incomes, deductions, exemptions, and credits
- Qualified Surviving Spouse, can be used by an adult for two years following the year their spouse died. Must have a dependent.

- Head-of-household, for a family of one adult with dependents

Some taxes are levied differently depending on filing status, following the assumption that family structure affects ability to pay taxes.

All taxable entities have to file a declaration of incomes and pay any tax obligations annually. Not everyone who files a return actually pays taxes, however. Individuals with low incomes and tax exempt, nonprofit corporations typically do not. All potential taxpayers nevertheless must declare income and show their obligations to the government. For the individual, that declaration is filed on Form 1040, U.S. Individual Income Tax Return **OR** a Form 1040-SR, U.S. Tax Return for Seniors.

Income

For individuals, the first step in the process is to calculate total income. Income may come from many sources, and each income must be calculated and declared. Some kinds of income have a separate form or schedule to show their more detailed calculations. The following schedules are the most common for reporting incomes separately by source.

Schedule B: Interest and Dividend Income

Interest income is income from selling liquidity. For example, the interest that your savings account, certificates of deposit, and bonds earn in a year is income. You essentially are earning interest from lending cash to a bank, a money market mutual fund, a government, or a corporation (though not all your interest income may be taxable). Dividend income, on the other hand, is income from investing in the stock market. Dividends are your share of corporate profits as a shareholder, distributed in proportion to the number of shares of corporate stock you own.

Schedule C: Business Income

Business income is income from self-employment or entrepreneurial ventures or business enterprises. For sole proprietors and partners in a partnership, business income is the primary source of income. Many other individuals rely on wages, but have a small business on the side for extra income. Business expenses can be deducted from business income, including, for example, business use of your car and home. If expenses are greater than income, the business is operating at a loss. Business losses can be deducted from total income, just as business income adds to total income.

The tax laws distinguish between a business and a hobby that earns or loses money. You are considered to have a business for tax purposes if you made a profit in three of the past five years including the current year, or if you are operating as a registered business with the intention of making a profit. If you are operating your own business you also must also pay self-employment tax on business income. In addition, the self-employed must pay estimated income taxes in quarterly installments based on expected income.

Tariq is thinking about turning his hobby into a business. He has been successful in buying and selling South Asian folk art online. He thinks he has found a large enough market to support a business enterprise. As a business he would be able to deduct the costs of Web site promotion, his annual art-buying trip, his home office, and shipping, which would reduce the taxes he would have to pay on his business income. Tariq decides to enroll in online courses on becoming an entrepreneur, how to write a business plan, and how to find capital for a new venture.

Schedule SE: Self-Employment Tax

Self-employment tax is an additional tax on income from self-employment or business income earned by a sole proprietor. It represents the employer's contribution to Social Security, which is a mandatory retirement savings program of the federal government. Both employers and employees are required to contribute to the employee's Social Security account. When you are both the employee and the employer, as in self-employment, you must contribute both shares of the contribution.

Schedule D: Capital Gains (or Losses)

Gains or losses from investments derive from changes in asset value during ownership between the asset's original cost and its market value at the time of sale. If you sell an asset for more than you paid for it, you have a gain. If you sell an asset for less than you paid for it, you have a loss. Recurring gains or losses from investment are from returns on financial instruments such as stocks and bonds. One-time gains, such as the sale of a home, are also reported on Schedule D.

The tax code distinguishes between assets held for a short time—one year or less, and assets held for a long time—over one year or more. Short-term capital gains are taxed at a different rate than long-term capital gains (Table 6.3.2). When you invest in financial assets, such as stocks, bonds, mutual funds, property, or equipment, be sure to keep good records by noting the date when you

bought them and the original price. These records establish the **cost basis** of your investments, which is used to calculate your gain or loss when you sell them.

Source: <https://www.irs.gov/taxtopics/tc409>

Table 6.3.2 : Capital Gains Tax Rates

Type of Capital Asset	Holding Period	Tax Rate for Tax Year 2023
Short-term capital gains (STCG)	One year or less	Ordinary income tax at graduated tax rates
Long-term capital gains (LTCG)	More than one year	<p>A LTGC rate of 0% applies if your taxable income is less than or equal to:</p> <ul style="list-style-type: none"> • \$44,625 for single and married filing separately; • \$89,250 for married filing jointly and qualifying surviving spouse; and • \$59,750 for head of household. <p>A LTCG rate of 15% applies if your taxable income is:</p> <ul style="list-style-type: none"> • more than \$44,625 but less than or equal to \$492,300 for single; • more than \$44,625 but less than or equal to \$276,900 for married filing separately; • more than \$89,250 but less than or equal to \$553,850 for married filing jointly and qualifying surviving spouse; and • more than \$59,750 but less than or equal to \$523,050 for head of household. <p>A LTCG rate of 20% applies to the extent that your taxable income exceeds the thresholds set for the 15% capital gain rate.</p>

Schedule E: Rental and Royalty Income; Income from Partnerships, S Corporations, and Trusts

Rental or royalty income is income earned from renting an asset, either real property or a creative work such as a book or a song. This can be a primary source of income, although many individuals rely on wages and have some rental or royalty income on the side. Homeownership may be made more affordable, for example, if the second half of a duplex can be rented for extra income. Rental expenses can also be deducted from rental income, which can create a loss from rental activity rather than a gain. Unlike a business, which must become profitable to remain a business for tax purposes, rental activities may generate losses year after year. Such losses are a tax advantage, as they reduce total income.

Partnerships and S corporations are alternative business structures for a business with one or more owners. For example, partnerships and S corporations are commonly used by professional practices, such as accounting firms, law firms, medical practices, and the like, as well as by family businesses.

The partnership or S corporation is not a taxable entity, but the share of its profits distributed to each owner is taxable income for the owner and must be declared on Schedule E.

Schedule F: Farm Income

Farm income is income from growing food, livestock, or livestock products, such as wool, to sell. Farmers have a special status in the tax code, stemming from the original agricultural basis of the U.S. economy and the strategic importance of self-sufficiency in food production. Thus, the tax code applies exemptions specifically to farmers.

Other Taxable and Nontaxable Income

Other taxable income includes alimony, state or local tax refunds, retirement fund distributions from individual retirement arrangements (IRAs) and/or pensions, unemployment compensation, and a portion of Social Security benefits.

Your total income is then adjusted for items that the government determines should not be taxed under certain circumstances, such as certain expenses of educators, performing artists, and military reservists; savings in health savings or retirement accounts; moving expenses; a portion of self-employment taxes; student loan interest; and alimony paid. Income that is not taxed by the U.S. government and does not have to be reported as income includes the following:

- Welfare benefits
- Interest from *most* municipal bonds
- *Most* gifts
- *Most* inheritance and bequests
- Workers compensation
- Veteran's benefits
- Federal tax refunds
- *Some* scholarships and fellowships

It's important to read tax filing instructions carefully, however, because not everything you'd think would qualify actually does. The government allows adjustments to be reported (or not reported) as income only under certain circumstances or up to certain income limits, and some adjustments require special forms.

The result of deducting adjustments from your total income is a calculation of your adjusted gross income (AGI). Your AGI is further adjusted by amounts that may be deducted or exempted from your taxable income and by amounts already credited to your tax obligations.

Deductions and Credits

Deductions and exemptions reduce taxable income, while credits reduce taxes. Deductions are tax breaks for incurring certain expenditures or living in certain circumstances that the government thinks you should not have to include in your taxable income. There are deductions for age and for blindness. For other deductions, there is a standard, lump-sum deduction that you can take, or you may choose to itemize your deductions, that is, detail each one separately and then calculate the total. If your itemized deductions are more than your standard deduction, it makes sense to itemize.

Other deductions involve financial choices that the government encourages by rewarding an extra incentive in the form of a tax break. Home mortgage interest is a deduction to encourage home ownership, for example; investment interest is a deduction to encourage investment, and charitable donations are deductions to encourage charitable giving.

Deductions are also created for expenditures that may be considered nondiscretionary, such as medical and dental expenses, or state and local income and property taxes. As with income adjustments, you have to read the instructions carefully, however, to know what expenditures qualify as deductions. Some deductions only qualify if they amount to more than a certain percentage of income, while others may be deducted regardless. Some deductions require an additional form to calculate specifics, such as charitable gifts not given in cash, investment interest, and some mortgage interest.

After deductions are subtracted from adjusted gross income, the remainder is your taxable income. Your tax is based on your taxable income, on a progressive scale. You may have additional taxes, such as self-employment tax, and you may be able to apply credits against your taxes, such as the Child Tax Credit or the Earned Income Tax Credit for lower-income taxpayers with children.

Deductions and credits are some of the more disputed areas of the tax code. Because of the depth of dispute about them, they tend to change more frequently than other areas of the tax code. For example, in 2009, a credit was added to encourage first-time homebuyers to purchase a home in the hopes of stimulating the residential real estate market. In 2017, the Tax Cuts and Jobs Act was passed which had significant tax law changes, including the home mortgage deduction, charitable contributions, and a generous deduction called the Qualified Business Income Deduction. As a taxpayer, you want to stay alert to changes that may be to your advantage or disadvantage. Usually, such changes are phased in and out gradually so you can include them in your financial planning process.

Payments and Refunds

Once you have calculated your tax obligation for the year, you can compare that to any taxes you have paid during the year and calculate the amount still owed or the amount to be refunded to you.

You pay taxes during the tax year by having them withheld from your paycheck if you earn income through wages, or by making quarterly estimated tax payments if you have other kinds of income. When you begin employment, you fill out a Form W-4,

Employee's Withholding Certificate, that determines the taxes to be withheld from your regular pay. You may adjust this amount, within limits, at any time. If you have both wages and other incomes, but your wage income is your primary source of income, you may be able to increase the taxes withheld from your wages to cover the taxes on your other income, and thus avoid having to make estimated payments. However, if your non-wage income is substantial, you will have to make estimated payments to avoid a penalty and/or interest.

The government requires that taxes are withheld or paid quarterly during the tax year because it uses tax revenues to finance its expenditures, so it needs a steady and predictable cash flow. Steady payments also greatly decrease the risk of taxes being uncollectible. State and local income taxes must also be paid during the tax year and are similarly withheld from wages or paid quarterly.

Besides income taxes, other taxes are withheld from your wages: payments for Social Security and Medicare. Social Security or FICA and Medicare are federal government programs. Social Security is insurance against loss of income due to retirement, disability, or loss of a spouse or parent. Individuals are eligible for benefits based on their own contributions—or their spouse's or parents'—during their working lives. Medicare finances health care for the elderly. Both programs were designed to provide minimal benefits to those no longer able to sell their labor in exchange for wage income. In fact, both Social Security and Medicare function as “pay-as-you-go” systems, so your contributions pay for benefits that current beneficiaries receive.

If you have paid more during the tax year than your actual obligation, then you are due a refund of the difference. You may have that amount directly deposited to a bank account, or the government will send you a check.

If you have paid less during the tax year than your actual obligation, then you will have to pay the difference (by Direct Debit, check or credit card) and you may have to pay a penalty and/or interest, depending on the size of your payment.

The deadline for filing income tax returns and for paying any necessary amounts is generally April 15, following the end of the tax year on December 31. You may file to request an extension of that deadline to October 15. Should you miss a deadline without filing for an extension, you will owe penalties and interest, even if your actual tax obligation results in a refund. It really pays to get your return in on time.

Summary

- The most relevant tax for financial planning is the income tax, as it affects the taxpayer over an entire lifetime.
- Different kinds of income must be defined and declared on specific income schedules and are subject to tax.
- Deductions and exemptions reduce taxable income.
- Credits reduce tax obligations.
- Payments are made throughout the tax year through withholding from wages or through quarterly payments.

Exercises

1. Read the [IRS document defining tax liability](#). Do you have to file a tax return for the current year? Why or why not? (Identify all the factors that apply.) Which tax form(s) should you use?
2. Download and study the following schedules or their equivalent for the current year. In what circumstances would you have to file each one? Tentatively fill out any schedules that apply to you for the current year.
 - [Schedule A](#)
 - [Schedule B](#)
 - [Schedule C](#)
 - [Schedule D](#)
 - [Schedule E](#)
 - [Schedule F](#)
3. Find answers to the following questions about the [taxability of scholarships](#):
 1. Is financial aid for college subject to federal income tax?
 2. Can federal and state education grants be taxed as income?
 3. Are student loans taxable?
 4. When is a scholarship tax-exempt?
 5. Do you have to be in a degree program to qualify for tax exemption?
 6. When can the cost of textbooks be deducted from gross income for tax reporting purposes?

7. Can the amount of a scholarship used for tuition be deducted?
8. Can living expenses while on scholarship be deducted?
9. Is the income and stipend from a teaching fellowship or research assistantship tax-exempt?
10. Are the tuition, books, and stipends of ROTC students tax-exempt?

^[1] IRS Form [IRS Form 1040 2023](https://www.irs.gov/pub/irs-pdf/f1040.pdf) (www.irs.gov/pub/irs-pdf/f1040.pdf)

This page titled [6.3: The U.S. Federal Income Tax Process](#) is shared under a [CC BY-NC-SA 3.0](#) license and was authored, remixed, and/or curated by [Anonymous](#) via [source content](#) that was edited to the style and standards of the LibreTexts platform.

6.4: Record Keeping, Preparation, and Filing

Learning Objectives

1. Identify sources of tax information.
2. Explain the importance of verifiable records and record keeping.
3. Compare sources of tax preparation assistance.
4. Trace the tax review process and its implications.

The Internal Revenue Code (IRC), the federal tax law, is written by the U.S. Congress and enforced by the Internal Revenue Service (IRS), which is a part of the U.S. Department of Treasury. The IRS is responsible for the collection of tax revenues. To collect revenues, the IRS must inform the public of tax obligations and devise data collection systems that will allow for the collection and verification of tax information so that collectible revenues can be verified. In other words, the IRS has to figure out how to inform the public and collect taxes while also collecting enough information to be able to check that those taxes are correct.

To inform the public, the IRS has published over six hundred separate publications covering various aspects of the tax code. There are more than a thousand forms and accompanying instructions to file complete tax information, although most taxpayers actually file about half a dozen forms each year. In addition, the IRS provides [online](#) and telephone support to answer questions and assist in preparing tax filings.

By far, most income taxes from wages are collected through withholding as earned. For most taxpayers, wages represent the primary form of income, and thus most of their tax payments are withheld or paid as wages are earned. Still, everyone has to file to summarize the details of the year's income for the IRS and to calculate the final tax obligation. In 2021, the IRS collected 160,824,340 individual returns representing \$2.1 trillion of tax revenue^[1].

Keeping Records

The individual filer must collect and report the information on tax forms and schedules. Fortunately, this is not as difficult as the volume of data would suggest. Employers are required to send Form W-2 to each employee at the end of the year, detailing the total wages earned and taxes and contributions withheld. If you have earned other kinds of income, your clients, customers, retirement fund, or other source of income may have to file a Form 1099 to report that income to you and to the IRS. Interest and dividend income is also reported by the bank or brokerage firm on Form 1099. The W-2 and the Form 1099 are reported to both the IRS and you.

The system for filing tax information has purposeful redundancies. Where possible, information is collected independently from at least two sources, so it can be verified. For example, your wage data is collected both from you and from your employer, your interest and dividend incomes are reported by both you and the bank or brokerage that paid them, and so on. Those redundancies, wherever practical, allow for a system of cross-references so that the IRS can check the validity of the data it receives.

Incomes may be summarized and reported to you, but only you know your expenses. Expenditures are important if they are allowed as deductions, such as charitable gifts, medical and dental expenses, and so on, so data should be collected throughout the tax year. If you do nothing more than keep a checkbook, then you will have to go through it and identify the deductible expenses for the tax year. Financial software applications will make that task easier; most allow you to flag deductible expenses in your initial setup.

You should also keep receipts of purchases that may be deductible; credit or debit card statements and bank statements provide convenient backup proof of expenditures. Proof is needed in the event the IRS questions the accuracy of your return.

Tax Preparation and Filing

After you have collected the information you need, you fill out the forms. The tax code is based on the idea that citizens should create revenues for the government based on their ability to pay—and the tax forms follow that logic. Most taxpayers need to complete only a few schedules and forms to supplement their Form 1040. Most taxpayers have the same kinds of taxable events, incomes, and deductions year after year and file the same kinds of schedules and forms.

The IRS offers several [electronic filing](#) (e-filing) options, available to filers depending on their specific tax situation. You may prefer to consult a professional tax preparer. Professional help is useful if you have a relatively complicated tax situation: unusual sources of income or expenditures that may be deductible under unusual circumstances. Some taxpayers use a tax preparer simply

to protect against making a mistake and having the error, however, innocent, prove costly to fix. Fees for tax preparers depend on how complex your return is, the number of forms that need to be completed, and the type of professional you consult.

Professional tax preparers may be Enrolled Agents, Certified Public Accountants (CPAs), lawyers, personal financial planners, or tax consultants. You may have an ongoing relationship with your tax preparer who may also be your accountant or financial planner, working with you on other financial decisions. Or, you may consult a tax preparer only on tax issues. You may want your tax preparer to fill out and file the forms for you, or you may be looking for advice about future financial decisions that have tax consequences. Tax preparers may be independent practitioners who work during tax season or employees of a national chain that provides year-round tax services.

Generally, there is no standard certification to be a professional tax preparer. An [enrolled agent](#) is someone who has successfully passed training courses from the IRS or previously worked for the IRS. A CPA has specific training and experience in accounting. When looking for a tax preparer, your lawyer, accountant, or financial planner may be appropriate or may be able to make a recommendation. If your information is fairly straightforward, you may minimize costs by using a preparer who simply does taxes. If your situation involves more complications, especially involving other entities such as businesses or trusts, or unusual circumstances such as a gain, gift, or distribution, you may want to consult a professional with a range of expertise, such as an Enrolled Agent, CPA, or a lawyer who specializes in taxes. Many professionals also offer a “guarantee,” that is, that they will also help you if the information on your return is later questioned by the IRS.

Whether you prepare your tax return by yourself or with a professional, it is you who must sign the return and assume responsibility for its details. You should be sure to review your return with your tax preparer so that you understand and can explain any of the information found on it. You should question anything that you cannot understand or that seems contrary to your original information. You should also know your tax return because understanding how and why tax obligations are created or avoided can help you plan for tax consequences in future financial decisions.

Tax Preparation and Filing Software Applications

You may choose to prepare the return yourself using a tax preparation software application. There are many available, and several are compatible with personal financial software applications, enabling you to download or transfer data from your financial software directly into the tax software. Software applications are usually designed as a series of questions that guide you through Form 1040 and the supplemental schedules, filling in the data from your answers. Once you have been through the “questionnaire,” it tells you the forms it has completed for you, and you can file them electronically with the IRS. Most programs also allow you to enter data into the individual forms directly.

Many tax preparation software packages are available, and many are reviewed in the business press or online. Start with an internet search for “free tax filing” or “free tax software” and compare the results to your personal goals and needs.

If the IRS free online filing option does not work for you, you have many other choices. There are many tax preparation software packages available, and many are reviewed in the business press or online. Some popular programs include TurboTax, TaxSlayer, and FreeTaxUSA, but there are others. Compare features and reviews before selecting a tool.

These tools can be useful in that they automatically calculate unusual circumstances, limitations, or exceptions to rules using your complete data. Some programs even prompt you for additional information based on the data you submit. Overlooking exceptions is a common error that software programs can help you avoid. The programs have all the forms and schedules, but if you choose to file hard copy versions, you can download them directly from the IRS website, or you can call the IRS and request that they be sent to you. Once your return is completed, you must file it with the IRS, either by mail or by e-file, which has become increasingly popular.

Following Up

After you file your tax return it will be processed and reviewed by the IRS. If you are owed a refund, it will be sent; if you paid a payment, it will be deposited. The IRS reviews returns for accuracy, based on redundant reporting and its “sense” of your data. For example, the IRS may investigate any discrepancies between the wages you report and the wages your employer reports. As another example, if your total wages are \$23,000 and you show a charitable contribution of \$20,000, that contribution seems too high for your income—although there may be an explanation.

The IRS may follow up by mail or by a personal interview. It may just ask for verification of one or two items, or it may conduct a full **audit**—a thorough financial examination of your return. In any case, you will be asked to produce records or receipts that will

verify your reported data. Therefore, it is important to save a copy of your return and the records and receipts that you used to prepare it. The IRS has the following recommendations for the number of years to save your tax data:

1. If you owe additional tax and situations 2, 3, and 4 below do not apply to you, keep records for three years.
2. If you do not report income that you should report, and it is more than 25 percent of the gross income shown on your return, keep records for six years.
3. If you file a fraudulent return, keep records indefinitely.
4. If you do not file a return, keep records indefinitely.
5. If you file a claim for credit or refund after you file your return, keep records for three years from the date you filed your original return or two years from the date you paid the tax, whichever is later.
6. If you file a claim for a loss from worthless securities or bad debt deduction, keep records for seven years.
7. Keep all employment tax records for at least four years after the date that the tax becomes due or is paid, whichever is later.

If you have a personal interview, your tax preparer may accompany you to help explain and verify your return. Ultimately, however, you are responsible for it. If you have made errors, and if those errors result in a larger tax obligation (if you owe more), you may have to pay penalties and interest in addition to the tax you owe. You may be able to negotiate a payment schedule with the IRS.

The IRS randomly chooses a certain number of returns each year for review and possible audit even where no discrepancies or unusual items are noticed. The threat of a random audit may deter taxpayers from cheating or taking shortcuts on their tax returns. Computerized record keeping has made it easier for both taxpayers and the IRS to collect, report, and verify tax data.

Filing Strategies

Most citizens recognize the need to contribute to the government's revenues but want to avoid paying more than they need to. **Tax avoidance** is the practice of ensuring that you have no excess tax obligations. Strategies for minimizing or avoiding tax obligations are perfectly legal. However, **tax evasion**—fraudulently reporting tax obligations, for example, by understating incomes and gains or overstating expenses and losses—is illegal.

Timing can affect the value of taxable incomes or deductible expenses. If you anticipate a significant increase in income—and therefore in your tax rate—in the next tax year, you may try to defer a deductible expense. When you have more income and it is taxed at a higher rate, a deductible expense may be worth more as tax savings to offset your income. For example, if your tax rate is 20 percent and your deductible expense of \$100 saves you from paying taxes on \$100, then it saves you \$20 in taxes. If your tax rate is 35 percent, that same \$100 deductible saves you \$35. Likewise, if you anticipate a decrease in income that will decrease your tax rate, you may want to defer receipt of income until the next year when it will be taxed at a lower rate. In addition, some kinds of incomes are taxed at different rates than others, so how your income is created may bear on how much tax it creates.

The definition of expenses and the way you claim them can affect the tax they save. You may be able to deduct more expenses if you itemize your deductions than if you do not, or it may not make a difference. Also, there is some discretion in classifying expenses. For example, suppose you are a high school Spanish teacher. You also tutor students privately. You buy Spanish books to improve your own language skills and to keep current with the published literature. Are the costs of those books an unreimbursed employee expense related to your job as a teacher, or are they an expense of your private tutoring business? If it is a cost of your tutoring business, you may be able to fully expense it from your business income.

An income that is not taxed or taxed at a lower rate is more valuable than an income that is taxed or taxed at a higher rate. An expense that is fully deductible is more valuable than an expense that is not. Taxes deferred—by delaying income or accelerating expense—create more liquidity and thus more value. However, taxable income is still income, and a deductible expense is still an expense. Tax consequences should not obscure the benefits of enjoying income and the costs of incurring expenses.

There are many ideas about how to avoid an audit or what will trigger one: certain kinds of income or expenses, or filing earlier or later, for example. In truth, with the increased sophistication of computerization, the review process is much better at noticing real discrepancies and at choosing audits randomly. Time and effort (and cost) invested in outsmarting a possible audit is usually wasted. The best protection against a possible audit is to have verification—a receipt, a bill or a canceled check—for all the incomes and expenses that you report.

Summary

- Tax code information is available from the Internal Revenue Service.
- Verifiable records must be kept for all taxable incomes and expenses or other taxable events and activities.
- Professional tax assistance and tax preparation software are readily available.
- The Internal Revenue Service reviews tax returns for errors and may follow up through an informal or formal audit process.
- Tax avoidance is the legal practice of minimizing tax obligations.
- Tax evasion is the illegal process of fraudulently presenting information used in calculating tax obligations.
- Tax avoidance strategies can involve the timing of incomes and/or expenses to take advantage of changing tax circumstances.

? Exercises

1. Read the article [Policy Basics: Where Do Our Federal Tax Dollars Go](#). In 2023, what were the federal government's three largest expenditures of tax dollars?
2. According to the IRS.gov article [How to choose a tax return preparer](#), when should you look for a professional tax preparation service provider, and what fees should you avoid paying?
3. Gather a current sample of the kind of records you will use to calculate your tax liability this year and to verify your tax return. List each type of record and identify exactly what information it will give you, your tax preparer, and the IRS about your tax situation. What additional records will you need that are not yet in your possession?
4. Do searches online to compare and contrast tax preparation software. What are the chief differences among the top three or four programs? Also, check out the [IRS Free File program](#). Would you qualify for Free File?
5. Use your spreadsheet program to develop a document showing monthly cash flows for income and expenses to date for which you have written records. If you continue to develop this document for the remaining months, how will it help you prepare your tax returns?
6. Research how can you reduce your tax liability and/or avoid paying taxes when you file this year. Work with classmates to develop a tip sheet for students on tax avoidance.

^[1] IRS, "SOI Tax Stats - Individual Statistical Tables by Filing Status", Tax Year 2021, https://www.irs.gov/statistics/soi-tax-stats-individual-statistical-tables-by-filing-status#_grp3

This page titled [6.4: Record Keeping, Preparation, and Filing](#) is shared under a [CC BY-NC-SA 3.0](#) license and was authored, remixed, and/or curated by [Anonymous](#) via [source content](#) that was edited to the style and standards of the LibreTexts platform.

6.5: Taxes and Financial Planning

Learning Objectives

1. Trace the tax effects of life stages and life changes.
2. Identify goals and strategies that provide tax advantages.
3. Identify tax advantages that may be useful in pursuing your goals.
4. Discuss the relationship of tax considerations to financial planning.

You may anticipate significant changes in income or expenses based on a change of job or career, or a change of life stage or lifestyle. Not only may the amounts of income or expenses change, but the kinds of incomes or expenses may change as well. Planning for those changes in relation to tax obligations is part of personal financial planning.

Tax Strategies and Life Stages

Tax obligations change more broadly as your stage of life changes. Although everyone is different, there is a typical pattern to aging, earning, and taxes, as shown in Table 6.5.1 .

Table 6.5.1 : Life Stages and Tax Implications

	Young Adulthood	Middle Adulthood	Older Adulthood	Retirement
Source of income	Wages	Wages/investment	Wages/investment	Investment
Asset base	None	Accumulating	Growing	Depleting
Adjusted Gross Income	Low	Higher	Highest	Lower
Deductions	Low	Higher	High	Low

In young adulthood, you rely on income from wages, and you usually have yet to acquire an asset base, so you have little income from interest, dividends, or capital gains. Your family structure does not include dependents, so you have few deductions but also low taxable income.

As you progress in your career, you can expect wages, expenses, and dependents to increase. You are building an asset base by buying a home, possibly saving for your children's education, or saving for retirement. Because those are the kinds of assets encouraged by the government, they not only build wealth but also create tax advantages—the mortgage interest deduction, retirement, or education savings exemption.

In older adulthood, you may begin to build an asset base that can no longer provide those tax advantages that are limited or may create taxable income such as interest, dividends, or rental income. In retirement, most people can anticipate a significant decrease in income from wages and a significant increase in reliance on incomes from investments such as interest, dividends, and capital gains. Some of those assets may be retirement savings accounts, such as an Individual Retirement Arrangement (IRA) or 401(k) that created tax advantages while growing, but will create tax obligations as income is drawn from them.

Generally, you can expect your income to increase during your middle adult life, but that is when many people typically have dependents and deductions such as mortgage interest and job-related expenses to offset increased tax obligations. As you age, and especially when you retire, you can expect less income and also fewer deductions: any kids have left home, the mortgage is paid off.

The bigger picture is that at the stages of your life when income is increasing, so are your deductions and exemptions, which tend to decrease as your income decreases. Although your incomes change over your lifetime, your tax obligations change proportionally, so they remain relative to your ability to pay.

The tax consequences of such changes should be anticipated and considered as you evaluate choices for financial strategies. Because the tax code is a matter of law it does change, but because it is also a matter of politics, it changes slowly and only after much public discussion. You can usually be aware of any tax code changes far enough in advance to incorporate them into your planning.

Tax Strategies and Personal Financial Planning

Tax advantages are sometimes created for personal financial strategies as a way of encouraging certain personal goals. In the United States, as in most developed economies, certain goals such as home ownership, retirement savings, and education and health financing are seen as personal goals that benefit society as well as the individual.

In most cases, tax advantages are created to encourage progress toward those goals. For example, most people can buy a home only if they can use debt financing, which creates added costs. So mortgage interest, that added cost, is tax deductible (up to a limit) to make home financing and therefore home ownership more affordable and attractive.

Retirement saving is encouraged, so some savings plans such as an IRA or a **defined contribution** plan such as a 401(k) or a 403(b) (so named for the sections of the Internal Revenue Code that define them) create tax advantages. The deposits made to those plans may be used to reduce taxable income, although there are limits to the amount of those deposits. There are also retirement savings strategies that do not create tax advantages, such as saving outside of a tax-advantaged account. There are limited tax-advantaged savings accounts for education savings and health care expenses as well.

Where you have a choice, it makes sense to use a strategy that will allow you to make progress toward your goal and realize a tax advantage. Your enthusiasm for the tax advantage should not define your goals, however. Taxes affect the value of your alternatives, so recognizing tax implications should inform your choices without defining your goals.

Unanticipated events such as an inheritance, a gift, lottery winnings, casualty and theft losses, or medical expenses can also have tax consequences. They are often unusual events (and therefore unanticipated) and may be unfamiliar and financially complicated. In those circumstances it may be wise to consult an expert.

Your financial plans should reflect your vision for your life: what you want to have, how you want to get it, how you want to protect it. You will want to be aware of tax advantages or disadvantages, but tax consequences should not drive your vision. You would not buy a house with a mortgage only to get the mortgage interest deduction, for example. However, if you are buying a home, you can plan to do so in the most tax-advantageous way.

As Supreme Court Justice Oliver Wendell Holmes, Jr., said, “Taxes are what we pay for a civilized society.” U.S. Department of the Treasury, www.treas.gov/education/faq/t...-society.shtml (accessed January 19, 2009). Like any costs, you want to minimize your tax costs of living and of life events, but tax avoidance is only a means to an end. You should make your life choices for better reasons than avoiding taxes.

Summary

- Tax strategies may change as life stages and family structure changes.
- Some personal finance goals may be pursued in a more or less tax-advantaged way, so you should evaluate the tax effects on your alternatives.
- Tax strategies are a means to an end, that is, to achieve your personal finance goals with a minimum of cost.

Exercises

1. Review your list of personal financial goals. For each goal, how does the U.S. Tax Code help or hinder you in achieving it?
2. Investigate tax strategies that would benefit you in your present life stage by doing online research. What tax strategies would benefit you in your next life stage? Share your findings and strategies with others in your life stage.
3. What does Benjamin Franklin mean in the following quote about taxation? What advice is implied and how would you apply that advice to your financial planning?

“Friends and neighbors complain that taxes are indeed very heavy, and if those laid on by the government were the only ones we had to pay, we might the more easily discharge them; but we have many others, and much more grievous to some of us. We are taxed twice as much by our idleness, three times as much by our pride, and four times as much by our folly.”^[1]

^[1] Benjamin Franklin, “As Certain as Death—Quotations About Taxes,” compiled and arranged by Jeffrey Yablon, in *Tax Notes*, January 5, 2004; retrieved from <http://www.taxanalysts.com/www/features.nsf/Articles/B613CDAB6D2554218525770000641571?OpenDocument> (accessed May 23, 2012).

This page titled [6.5: Taxes and Financial Planning](#) is shared under a [CC BY-NC-SA 3.0](#) license and was authored, remixed, and/or curated by [Anonymous](#) via [source content](#) that was edited to the style and standards of the LibreTexts platform.

CHAPTER OVERVIEW

7: Financial Management

This chapter focuses on maturity matching; financing consumption using current earnings and/or credit, and financing longer-term assets with debt.

- 7.1: Introduction
- 7.2: Your Own Money- Cash
- 7.3: Your Own Money- Savings
- 7.4: Other People's Money- Credit
- 7.5: Other People's Money- An Introduction to Debt
- 7.6: Alternate Perspectives
 - 7.6.1: Credit Reports
 - 7.6.1.1: Free Credit Reports
 - 7.6.1.2: Building a Better Credit Report
 - 7.6.2: Taxes
 - 7.6.2.1: After You've Filed Your Federal Taxes
 - 7.6.2.2: Business Tax Information
 - 7.6.2.3: Filing Your Federal Taxes
 - 7.6.2.4: Frequently Requested Tax Benefits
 - 7.6.2.5: Get Help with Your Taxes
 - 7.6.3: Credit Cards Auto Loans and Other Personal Debt
 - 7.6.4: Banks and Financial Institutions

This page titled [7: Financial Management](#) is shared under a [CC BY-NC-SA 3.0](#) license and was authored, remixed, and/or curated by [Anonymous](#) via [source content](#) that was edited to the style and standards of the LibreTexts platform.

7.1: Introduction

Financial management is about managing the financing for consumption and investment. You have two sources for money: yourself or someone else. You need to decide when to use whose money and how to do so as efficiently as possible: maximizing benefit and minimizing cost. As with all financial decisions, you also need to think about the strategic consequences for future decisions.

You can use your own money as a source of financing if your income is at least equal to your living expenses. If it is more, you have a budget surplus that can be saved and used as a source of future financing while earning income at the same time. If your own income is less than the expenses, you have a budget deficit that will require another external source of financing—someone else's money—that will add an expense. Ideally, you want to avoid the additional expense of borrowing and instead create the additional income from saving. The budgeting techniques discussed in Chapter 5 are helpful in seeing this picture more clearly. Your ability to save will vary over your lifetime, as your family structure, age, career choice, and health will change. Those “micro” factors determine your income and expenses and thus your ability to create a budget surplus and your own internal financing. Likewise, your need to use external financing, such as credit or debt, will vary with your income, expenses, and ability to save.

At times, unexpected change can turn a budget surplus into a budget deficit (e.g., a sudden job loss or increased health expenses), and a saver can reluctantly become a borrower. Being able to recognize that change and understand the choices for financing and managing cash flow will help you create better strategies.

Financing can be used to purchase a long-term asset that will generate income, reduce expense, or create a gain in value, and it may be useful when those benefits outweigh the cost of the debt. The benefit of long-term assets is also influenced by personal factors. For example, a house may be more useful, efficient, and valuable when families are larger.

Macroeconomic factors, such as the economic cycle, employment, and inflation, should bear on your financing decisions as well. Your incomes and expenses are affected by the economy's expansion or contraction, especially as it affects your own employment or earning potential. Inflation or deflation, or an expected devaluation or appreciation of the currency, affects interest rates as both lenders and borrowers anticipate using or returning money that has changed in value.

Financial management decisions become more complicated when the personal and macroeconomic factors become part of the decision process, but the result is a more realistic evaluation of alternatives and a better strategy that leaves more choices open in the future. Financial management decisions, however, are difficult not because of their complexity, but because the way you can finance your assets and expenses (i.e., lifestyle) determines the life that you live. The stakes are high.

7.1: Introduction is shared under a [CC BY-NC-SA 3.0](https://creativecommons.org/licenses/by-nc-sa/3.0/) license and was authored, remixed, and/or curated by LibreTexts.

7.2: Your Own Money- Cash

Learning Objectives

1. Identify the cash flows and instruments used to manage income deposits and expense payments.
2. Explain the purpose of check balancing.

Most people use a **checking account** as their primary means of managing cash flows for daily living. Incomes from wages and perhaps from investments are deposited to this account, and expenses are paid from it. The actual deposit of paychecks and writing of checks, however, has been made somewhat obsolete as more cash flow services are provided electronically.



Figure 7.2.1 : A standard check.

When incoming funds are distributed regularly, such as a paycheck or a government distribution, **direct deposit** is preferred. For employers and government agencies, it offers a more efficient, timely, and secure method of distributing funds. For the recipient, direct deposit is equally timely and secure and can allow for a more efficient dispersal of funds to different accounts. For example, you may have some of your paycheck directly deposited to a savings account, while the rest is directly deposited to your checking account to pay living expenses. Because you never “see” the money that is saved, it never passes through the account that you “use,” so you are less likely to spend it.

Withdrawals or payments have many electronic options. **Automatic payments** may be scheduled to take care of a periodic payment (i.e., same payee, same amount) such as a mortgage or car payment. They may also be used for periodic expenses of different amounts—for example, utility or telephone expenses. A **debit card** may be used to directly transfer funds at the time of purchase; money is withdrawn from your account and transferred to the payee’s with one quick swipe at checkout. An **ATM (automated teller machine) card** offered by a bank allows for convenient access to the cash in your bank accounts through instant cash withdrawals.

The bank clears these transactions as it manages your account, providing statements of your cash activities, usually monthly and online. When you reconcile your record keeping (i.e., your checkbook or software accounts) with the bank’s statement, you are balancing your checking account. This ensures that your records and the bank’s records are accurate and that your information and account balance and the bank’s are up to date. Banks do make mistakes, and so do you, so it is important to check and be sure that the bank’s version of events agrees with yours.

Summary

- A checking account is the primary cash flow management tool for most consumers, providing a way to pay for expenses and store cash until it is needed.
- Balancing your checkbook reconciles your personal records with the bank’s records of your checking account activity.

Exercises

1. In your personal finance journal, inventory in detail all the vehicles you use for managing your cash flows. Include all your accounts that are mediated through banks and finance companies. Also, list your cards issued by banks, such as debit or ATM cards, and identify any direct deposits and automatic payments that are made through your savings and checking accounts. How might you further enhance your cash management through the use of banking tools?

2. Does your bank offer online banking services, such as electronic bill payment? View your bank and others online to learn more about Internet banking. What products and services do online branches and banks offer? Do you (or would you) use those products and services? Why (or why not)? Discuss online banking with classmates. What do they identify as the main benefits and risks of electronic banking?

This page titled [7.2: Your Own Money- Cash](#) is shared under a [CC BY-NC-SA 3.0](#) license and was authored, remixed, and/or curated by [Anonymous](#) via [source content](#) that was edited to the style and standards of the LibreTexts platform.

7.3: Your Own Money- Savings

Learning Objectives

1. Identify the markets and institutions used for saving.
2. Compare and contrast the instruments used for saving.
3. Analyze a savings strategy in terms of its liquidity and risk.

When incomes are larger than expenses, there is a budget surplus, and that surplus can be saved. You could keep it in your possession and store it for future use, but then you have the burden of protecting it from theft or damage. More important, you create an opportunity cost. Because money trades in markets and liquidity has value, your alternative is to lend that liquidity to someone who wants it more than you do at the moment and is willing to pay for its use. Money sitting idle is an opportunity cost.

The price that you can get for your money has to do with supply and demand for liquidity in the market, which in turn has to do with a host of other macroeconomic factors. It also has a lot to do with time, opportunity cost, and risk. If you are willing to lend your liquidity for a long time, then the borrower has more possible uses for it, and increased mobility increases its value. However, while the borrower has more opportunity, you (the seller) have more opportunity cost because you give up more choices over a longer period of time. That also creates more risk for you, since more can happen over a longer period of time. The longer you lend your liquidity, the more compensation you need for your increased opportunity cost and risk.

Savings Markets

The markets for liquidity are referred to as the **money markets** and the **capital markets**. The money markets are used for relatively short-term, low-risk trading of money, whereas the capital markets are used for relatively long-term, higher-risk trading of money. The different time horizons and risk tolerances of the buyers, and especially the sellers, in each market create different ways of trading or packaging liquidity.

When individuals are saving or investing for a long-term goal (e.g., education or retirement) they are more likely to use the capital markets; their longer time horizon allows for greater use of risk to earn return. Saving to finance consumption relies more on trading liquidity in the money markets because there is usually a shorter horizon for the use of the money. Also, most individuals are less willing to assume opportunity costs and risks when it comes to consumption, thus limiting the time that they are willing to lend liquidity.

When you save, you are the seller or lender of liquidity. When you use someone else's money or when you borrow, you are the buyer of liquidity.

Savings Institutions

For most individuals, access to the money markets is done through a bank. A bank functions as an **intermediary** or "middleman" between the individual lender of money (the saver) and the individual borrower of money.

For the saver or lender, the bank can offer the convenience of finding and screening the borrowers, and of managing the loan repayments. Most important, a bank can guarantee the lender a return: the bank assumes the risk of lending. For the borrowers, the bank can create a steady supply of surplus money for loans (from the lenders), and arrange standard loan terms for the borrowers.

Banks create other advantages for both lenders and borrowers. Intermediation allows for the amounts loaned or borrowed to be flexible and for the maturity of the loans to vary. That is, you don't have to lend exactly the amount someone wants to borrow for exactly the time she or he wants to borrow it. The bank can "disconnect" the lender and borrower, creating that flexibility. By having many lenders and many borrowers, the bank diversifies the supply of and demand for money, and thus lowers the overall risk in the money market.

The bank can also develop expertise in screening borrowers to minimize risk and in managing and collecting loan payments. In turn, that reduced risk allows the bank to attract lenders and diversify supply. Through diversification and expertise, banks ultimately lower the cost of lending and borrowing liquidity. Since they create value in the market (by lowering costs), banks remain as intermediaries or middlemen in the money markets.

There are different kinds of banks based on what kind of brokering of money the bank does. Those differences have become less distinct as the banking industry consolidates and strives to offer more universal services. In the last generation, decreasing bank

regulation, increasing globalization, and technology have all contributed to that trend. Different kinds of banks are listed below.

- Retail banks have focused on consumer saving and borrowing.
- Commercial banks have focused on operating cash flow management for businesses.
- Investment banks have focused on long-term financing for businesses.

Retail banks are commonly known as thrift institutions, savings banks, savings and loan associations, or mutual savings banks and are usually private or public corporations. **Credit unions** function similarly, but are cooperative membership organizations, with depositors as members.

In addition to banks, other kinds of intermediaries for savers include pension funds, life insurance companies, and investment funds. They focus on saving for a particular long-term goal. To finance consumption, however, most individuals primarily use banks.

Some intermediaries have moved away from the "bricks-and-mortar" branch model and now operate as online banks, either entirely or in part. There are cost advantages for the bank if it can use online technologies in processing savings and lending. Those cost savings can be passed along to savers in the form of higher returns on savings accounts or lower service fees. Most banks offer online and, increasingly, mobile account access, via cell phone or smartphone. Intermediaries operating as finance companies offer similar services.

Because their role as intermediaries is critical to the flow of funds, banks are regulated by federal and state governments. Since the bank failures of the Great Depression, bank deposits are federally insured (up to \$250,000) through the FDIC (Federal Deposit Insurance Corporation). Since the financial crisis of 2007–2009, bank money market funds also are insured. Credit union accounts are similarly insured by the National Credit Union Agency or NCUA, also an independent federal agency. In choosing an intermediary, savers should make sure that accounts are FDIC or NCUA insured.

Saving Instruments

Banks offer many different ways to save your money until you use it for consumption. The primary difference among the accounts offered to you is the price that your liquidity earns, or the compensation for your opportunity cost and risk, which in turn depends on the degree of liquidity that you are willing to give up. You give up more liquidity when you agree to commit to a minimum time or amount of money to save or lend.

For the saver, a **demand deposit** (e.g., checking account) typically earns no or very low interest but allows complete liquidity on demand. Checking accounts that do not earn interest are less useful for savings and therefore more useful for cash management. Some checking accounts do earn some interest, but often require a minimum balance. **Time deposits**, or savings accounts, offer minimal interest or a bit more interest with minimum deposit requirements.

If you are willing to give up more liquidity, **certificates of deposit (CDs)** offer a higher price for liquidity but extract a time commitment enforced by a penalty for early withdrawal. They are offered for different maturities, which are typically from six months to five years, and some have minimum deposits as well. Banks also can offer investments in **money market mutual funds (MMMFs)**, which offer a higher price for liquidity because your money is put to use in slightly higher-risk investments, such as Treasury bills (short-term government debt) and commercial paper (short-term corporate debt).

Compared to the capital markets, the money markets have very little risk, so MMMFs are considered very low-risk investments. The trade-offs between liquidity and return are seen in Table 7.3.1 .

Table 7.3.1 : Savings Products versus Liquidity and Risk

	Less	More
Time Commitment	Checking, savings, MMMFs	CDs
Risk	Checking, savings, CDs	MMMFs
Interest Earned	Checking, savings	MMMFs, CDs

As long as your money remains in your account, including any interest earned while it is there, you earn interest on that money. If you do not withdraw the interest from your account, it is added to your principal balance, and you earn interest on both. This is referred to as earning interest on interest, or compounding. The rate at which your principal compounds is the **annual percentage rate (APR)** that your account earns.

You can calculate the eventual value of your account by using the relationships of time and value that we looked at in Chapter 4—that is,

$$FV = PV \times (1 + r)^t$$

where FV = future value, PV = present value, r = rate, and t = time. The balance in your account today is your present value, PV; the APR is your rate of compounding, r ; the time until you will withdraw your funds is t . Your future value depends on the rate at which you can earn a return or the rate of compounding for your present account.

If you are depositing a certain amount each month or with each paycheck, that stream of cash flows is an annuity. You can use the annuity relationships discussed in Chapter 4 to project how much the account will be worth at any point in time, given the rate at which it compounds. Many financial calculators—both online and handheld—can help you make those calculations.

Ideally, you would choose a bank's savings instrument that offers the highest APR and most frequent compounding. However, interest rates change, and banks with savings plans that offer higher yields often require a minimum deposit, minimum balance, and/or a maintenance fee. Also, your interest from savings is taxable, as it is considered income. As you can imagine, however, with monthly automatic deposits into a savings account with compounding interest, you can see your wealth can grow safely.

Savings Strategies

Your choice of savings instrument should reflect your liquidity needs. In the money markets, all such instruments are relatively low risk, so return will be determined by opportunity cost.

You do not want to give up too much liquidity and then risk being caught short, because then you will have to become a borrower to make up that shortfall, which will create additional costs. If you cannot predict your liquidity needs or you know they are immediate, you should choose products that will least restrict your liquidity choices. If your liquidity needs are more predictable or longer term, you can give up liquidity without creating unnecessary risk and can therefore take advantage of products, such as CDs, that will pay a higher price.

Your expectations of interest rates will contribute to your decision to give up liquidity. If you expect interest rates to rise, you will want to invest in shorter-term maturities, so as to regain your liquidity in time to reinvest at higher rates. If you expect interest rates to fall, you would want to invest in longer-term maturities so as to maximize your earnings for as long as possible before having to reinvest at lower rates.

One strategy to maximize liquidity is to diversify your savings in a series of instruments with differing maturities. If you are using CDs, the strategy is called "CD laddering." For example, suppose you have \$12,000 in savings earning 0.50 percent annually. You have no immediate liquidity needs but would like to keep \$1,000 easily available for emergencies. If a one-year CD is offering a 1.5 percent return, the more savings you put into the CD, the more return you will earn, but the less liquidity you will have.

A "laddering" strategy allows you to maximize return and liquidity by investing \$1,000 per month by buying a one-year CD. After twelve months, all your savings is invested in twelve CDs, each earning 1.5 percent. But because one CD matures each month, you have \$1,000 worth of liquidity each month. You can keep the strategy going by reinvesting each CD as it matures. Your choices are shown in Table 7.3.2 .

Table 7.3.2 : CD Laddering Strategy

	\$ Invested in CDs	Liquid	Earnings	Interest Rate
Savings Strategy	\$	\$ 12,000	\$ 60	0.50%
Savings Strategy	\$ 11,000	\$ 1,000	\$ 165	1.50%
Savings Strategy	\$ 12,000	\$	\$ 180	1.50%
CD Laddering Strategy	\$ 12,000	\$ 1,000	\$ 180	1.50%

A laddering strategy can also reflect expectations of interest rates. If you believe that interest rates or the earnings on your money will increase, then you don't want to commit to the currently offered rates for too long. Your laddering strategy may involve a series

of relatively short-term (less than one year) instruments. On the other hand, if you expect interest rates to fall, you would want to weight your laddering strategy to longer-term CDs, keeping only your minimum liquidity requirement in the shorter-term CDs.

The laddering strategy is an example of how diversifying maturities can maximize both earnings and liquidity. In order to save at all, however, you have to choose to save income that could otherwise be spent, suffering the opportunity cost of everything that you could have had instead. Saving is delayed spending, often seen as a process of self-denial.

One saving strategy is to create regular deposits into a separate account such that you might have a checking account from which you pay living expenses and a savings account in which you save.

This is easier with direct deposit of wages, since you can have a portion of your disposable income go directly into your savings account. Saving becomes effortless, while spending actually requires a more conscious effort.

Some savings accounts need to be "segregated" because of different tax consequences—a retirement or education account, for example. In most cases, however, separating accounts by their intended use has no real financial value, although it can create a psychological benefit. Establishing a savings vehicle has a very low cost, if any, so it is easy to establish as many separate funds for saving as you find useful.

Summary

- Banks serve to provide the consumer with excess cash by having the cash earn money through savings until the consumer needs it.
- Banking institutions include retail, commercial, and investments banks.
- Consumers use retail institutions, including the following:
 - Savings banks
 - Mutual savings banks
 - Savings and loan associations
 - Credit unions
- Savings instruments include the following:
 - Demand deposit accounts
 - Time deposit accounts
 - Certificates of deposit
 - Money market mutual fund accounts
- A savings strategy can maximize your earnings from savings.

Exercises

1. Record your experiences with certificates of deposit (CDs) and money market mutual funds (MMMFs). What are the benefits and drawbacks of these instruments for saving? Compared to savings accounts, what are their implications for liquidity and risk? What are their implications for cost and return? What advice would you give to someone who saved by keeping money in a piggy bank?
2. You have \$10,000 to deposit. You want to save it, earning interest by loaning its use in the money market to your bank. You anticipate you will need to replace your washing machine within the year, however, so you don't want to surrender all your liquidity all at once. What is the best way to save your money that will give you the greatest increase in wealth without too much risk while still retaining some liquidity? Explain your reasons for your choice of a solution.
3. Go online to experiment with compound interest calculators. Use real numbers based on your actual or projected savings. For example, based on what you have in savings now, how much could you have in five years? To see the effects of compounding, compare your results with the same calculation for simple interest (rather than compounded interest).

This page titled [7.3: Your Own Money- Savings](#) is shared under a [CC BY-NC-SA 3.0](#) license and was authored, remixed, and/or curated by [Anonymous](#) via [source content](#) that was edited to the style and standards of the LibreTexts platform.

7.4: Other People's Money- Credit

Learning Objectives

1. Identify the different kinds of credit used to finance expenses.
2. Analyze the costs of credit and their relationships to risk and liquidity.
3. Describe the credit rating process and identify its criteria.
4. Identify common features of a credit card.
5. Discuss remedies for credit card trouble.
6. Summarize government's role in protecting lenders and borrowers.

"Credit" derives from the Latin verb *credere* (to believe). It has several meanings as a verb in common usage—to recognize with respect, to acknowledge a contribution—but in finance, it generally means to allow delayed payment.

Both credit and debt are forms of borrowing. Credit is distinguished from debt in both its purpose and duration or timing, although in casual conversation the words are used interchangeably. Credit is used to purchase goods and services, to finance living expenses, or to make payments more convenient by delaying them for a relatively short time. Debt, on the other hand, is used to finance the purchase of assets—such as a car or a home—rather than to delay payment of recurring expenses.

The costs of credit and of debt are likewise different, given their different uses and time horizons. Often, people get into some trouble when they cannot distinguish between the two and choose the wrong form of financing at the wrong time. Table 7.4.1 distinguishes credit from debt.

Table 7.4.1 : Credit versus Debt

	Credit	Debt
Finances	Living expenses	Assets
Maturity	Short-term	Long-term

Kinds of Credit

Credit is issued either as installment credit or as revolving credit. **Installment credit** is typically issued by one vendor, such as a department store, for a specific purchase. The vendor screens the applicant and extends credit, bearing the **default risk**, or risk of nonpayment. With installment credit, you borrow a specific amount of money and agree to repay the loan, including interest, in fixed monthly payments over a set period of time. Auto loans and personal loans are examples of installment credit.

Installment credit is an older form of credit that became popular for the purchase of consumer durables (i.e., furniture, appliances, electronics, or household items) after the First World War. This form of credit expanded as mass production and invention made consumer durables such as radios and refrigerators widely available. (Longer-term installment purchases for bigger-ticket assets, such as a car or property, are considered debt.)

Revolving credit extends the ability to delay payment for different items from different vendors up to a certain limit. Such credit is lent by a bank or finance company, typically through a **charge card** or a **credit card**. The charge card balance must be paid in full in each period or **credit cycle**, while the credit card balance may not be, requiring only a minimum payment.

Retailers can also issue revolving credit (e.g., a store account or credit card) to encourage purchases. Credit cards revolutionized the way consumers could access credit. Instead of having to negotiate installment plans with individual merchants, consumers could now make purchases at various establishments and pay off the balance over time.

Credit cards are used for convenience and security. Merchants worldwide accept credit cards as a method of payment because the issuer (the bank or finance company) has assumed the default risk by guaranteeing the merchants' payment. Use of a credit card abroad also allows consumers to incur less transaction cost.

This universal acceptance allows a consumer to rely less on cash, so consumers can carry less cash, which therefore is less likely to be lost or stolen. Credit card payments also create a record of purchases, which is convenient for later record keeping. When banks and finance companies compete to issue credit, they often offer gifts or rewards to encourage purchases.

Credit cards create security against cash theft, but they also create opportunities for credit fraud and even for identity theft. A lost or stolen credit card can be used to extend credit to a fraudulent purchaser. It can also provide personal information that can then be used to assume your financial identity, usually without your knowing. Therefore, handle your credit cards carefully and be aware of publicized fraud alerts. Check your credit card statements for erroneous or fraudulent charges and notify the issuer immediately of any discrepancies, especially if the card is lost or stolen. Failure to do so may leave you responsible for purchases you did not make—or enjoy.

The advent of the digital age and the rise of e-commerce further transformed the landscape of installment credit. Online retailers began offering buy now, pay later options, allowing customers to split their payments into installments without incurring traditional credit card debt.

There are other forms of credit that are common. **Open credit** is similar to revolving credit, but it usually requires the balance to be paid in full each month. Charge cards, like some American Express cards, are an example of open credit. **Secured credit** is backed by collateral, such as a savings account or property. If you fail to repay the loan, the lender can take possession of the collateral. Secured credit cards and home equity loans are examples of secured credit. **Unsecured credit** does not require collateral. Lenders assess the borrower's creditworthiness based on factors such as credit history, income, and other debts. Credit cards and personal loans are common forms of unsecured credit. **Credit lines** are preset borrowing limits that can be drawn upon when needed. It can be revolving or non-revolving.

Costs of Credit

Credit has become a part of modern transactions, largely enabled by technology, and a matter of convenience and security. It is easy to forget that credit is a form of borrowing and thus has costs. Understanding those costs helps you manage them.

Interest rates determine the cost of borrowing money. Higher interest rates mean higher costs for the borrower. For instance, if you take out a loan with a high-interest rate, you end up paying significantly more over the life of the loan compared to a loan with a lower interest rate. Credit cards and loans often come with various fees such as annual fees, late payment fees, and balance transfer fees. These fees can add up quickly and increase the overall cost of credit. Some credit cards charge an annual fee just for the privilege of using the card, which can range from \$50 to several hundred dollars per year. Missing payments or defaulting on a loan can lead to penalties and higher interest rates, increasing the cost of credit. If you miss a credit card payment, the credit card company may increase your interest rate to a penalty rate, which can be significantly higher than your original rate.

Because consumer credit is all relatively short term, its cost is driven more by risk than by opportunity cost, which is the risk of default or the risk that you will fail to repay with the amounts advanced to you. The riskier the borrower seems to be, the fewer the sources of credit. The fewer sources of credit available to a borrower, the more credit will cost.

Measuring Risk: Credit Ratings and Reports

How do lenders know who the riskier borrowers are?

Credit rating agencies specialize in evaluating borrowers' credit risk or default risk for lenders. That evaluation results in a **credit score**, which lenders use to determine their willingness to lend and their price.

If you have ever applied for consumer credit (a revolving, installment, or personal loan) you have been evaluated and given a credit score. The development of credit scoring models, such as FICO (Fair Isaac Corporation) scores, has played a significant role in shaping the installment credit landscape. Lenders now use these scores to assess creditworthiness and determine interest rates, making credit more accessible to some while excluding others. The information you write on your credit application form, such as your name, address, income, and employment, is used to research the factors for calculating your FICO credit score.

In the United States, there are currently three major credit rating agencies: Experian, Equifax, and TransUnion. These agencies, also known as credit bureaus or CRAs, collect and organize data on individuals and businesses to create consumer credit reports. They sell these reports to prospective lenders and others, but they don't make lending decisions or determine credit scores. Each calculates your score a bit differently, but the process is common. They assign a numerical value to five characteristics of your financial life and then compile a weighted average score. Scores range from 300 to 900; the higher your score, the less risky you appear to be. The five factors that determine your credit score are

1. your payment history,
2. amounts you currently owe,
3. the length of credit history,

4. new credit issued to you,
5. the types of credit you have received.

The rating agencies give your payment history the most weight, because it indicates your risk of future defaults. Do you pay your debts? How often have you defaulted in the past?

The credit available to you is reflected in the amounts you currently owe or the credit limits on your current accounts. These show how dependent you are on credit and whether or not you are able to take on more credit. Generally, your outstanding credit balances should be no more than 30 percent of your available credit.

The length of your credit history shows how long you have been using credit successfully; the longer you have been doing so, the less risky a borrower you are, and the higher your score becomes. Credit rating agencies pay more attention to your more recent credit history and also look at the age and mix of your credit accounts, which show your consistency and diversification as a borrower.

The number ratings in your credit score translate to a category that allows creditors to evaluate the risk associated with offering a line of credit. Below are the categories:

Poor (300-579): Individuals with scores in this range may have a hard time obtaining credit or loans. If they do qualify, they may face high-interest rates and strict terms.

Fair (580-669): While individuals in this range may be able to qualify for some credit products, they are likely to face higher interest rates compared to those with better scores.

Good (670-739): This range is considered above average, and individuals with scores in this range are likely to qualify for most credit products with competitive interest rates.

Very Good (740-799): Scores in this range are considered very good, and individuals with these scores are usually offered better interest rates and terms on credit products.

Excellent (800-850): An excellent credit score demonstrates a high level of creditworthiness. Individuals with scores in this range are likely to qualify for the best interest rates and terms on credit products.

The credit rating process is open to manipulation and misinterpretation. Many people are shocked to discover, for example, that simply canceling a credit card, even for a dormant or unused account, lowers their credit rating by shortening their credit history and decreasing the diversity of their accounts. Yet, it may make sense for a responsible borrower to cancel a card. Credit reports may also contain errors that you should correct by disputing the information.

It's important to note that different lenders may have their own criteria for evaluating creditworthiness, and credit scores are just one of the factors they consider. Other factors may include income, employment history, debt-to-income ratio, and more. Maintaining a good credit score is essential for accessing credit at favorable terms, whether it's for a mortgage, car loan, credit card, or other financial products. Regularly monitoring your credit score and taking steps to improve it can help you achieve your financial goals and save money in the long run.

You should know your credit score. Even if you haven't applied for new credit, you should check on it annually. Each of the three agencies is required to provide your score once a year for free and to correct any errors that appear—and they do—in a timely way. If you should find an error in your report, you should contact the agency immediately and follow up until the report is corrected.

Order your free annual credit report from the three credit reporting agencies at [annual credit Report](#). (Beware of any other Web sites called "annual credit report" as these may be impostors.) It is important to check your score regularly to check for those errors. Knowing your score can help you to make financing decisions because it can help you to determine your potential costs of credit. It can also alert you to any credit or identity theft of which you otherwise are unaware.

Identity theft is a growing problem. Financial identity theft occurs when someone poses as you based on having personal information such as your Social Security number, driver's license number, bank account number, or credit card numbers. The impostor uses your identity to either access your existing accounts (withdrawing funds from your checking account or buying things with your credit card) or establish new accounts in your name and use those.

The best protection is to be careful how you give out public information. Convenience encourages more and more transactions by telephone and Internet, but you still need to be sure of whom you are talking to before giving out identifying data.

As careful as you are, you cannot protect yourself completely. However, checking your credit report regularly can flag any unfamiliar or unusual activity carried out in your name. If you suspect that your personal information has been breached, you can ask the credit reporting agencies to issue a fraud alert. Fraud alert messages notify potential credit grantors to verify your identification by contacting you before extending credit in your name in case someone is using your information without your consent. That way, if a thief is using your credit to establish new accounts (or buy a home, a car, or a boat) you will know it. If a stronger measure is needed, you can order a credit freeze that will prevent anyone other than yourself from accessing your credit file.

Using a Credit Card

Credit cards issued by a bank or financing company are the most common form of revolving credit. This often has costs only after a repayment deadline has passed. For example, many credit cards offer a **grace period** between the time of the credit purchase or "charge" and the time of payment, assuming your beginning balance is zero. If you pay before interest is applied, you are using someone else's money to make your purchases at no additional cost. In that case, you are using the credit simply as a cash management tool.

Credit cards are effective as a cash management tool. They can be safer to use than cash, especially for purchasing pricier items. Payment for many items can be consolidated and made monthly, with the credit card statement providing a detailed record of purchases. If you carry more than one card, you might use them for different purposes. For example, you might use one card for personal purchases and another for work-related expenses. Credit cards also make it convenient to buy on impulse, which may cause problems.

Easy access to credit has also led to concerns about rising levels of consumer debt and financial instability for individuals who may struggle to manage their debt obligations. Problems arise if you go beyond using your card as a cash management tool and use it to extend credit or to finance your purchases past the payment deadline. At that point, interest charges begin to accrue. Typically, that interest is expensive—perhaps only a few percentage points per month, but compounding to a large annual percentage rate (APR).

Credit card APRs today may start with 0 percent for introductory offers and range from 8.75 percent to more than 20 percent. These rates may be fixed or variable, but in any case, when you carry a balance from month to month, this high interest is added to what you owe.

As an example, if your credit card charges interest of 1.5 percent per month, that may not sound like much, but it is an annual percentage rate of 18 percent ($1.5\% \text{ per month} \times 12 \text{ months per year}$). To put that in perspective, remember that your savings account is probably earning only around 1 to 3 percent *per year*. Consumer credit thus is an expensive way to finance consumption. Consumers tend to rely on their cards when they need things and lack the cash, and this can quickly lead to credit card debt.

According to recent surveys, 41 percent of college students have a credit card, and of those, about 65 percent pay their bills in full every month. This is higher than the general adult population, and fewer than half of U.S. families carry credit card debt. [Federal Reserve Survey of Consumer Finances, October 2023](#), (accessed July 25, 2024). Among the college students with credit cards who do not pay their balances in full every month, the balance can average between \$500 to \$3,200.

Choosing a Credit Card

Credit products can be complex, with varying terms and conditions that make it challenging for consumers to fully understand the costs involved. You should shop around for credit just as you would shop around for anything that you might purchase with it: compare the features and the costs of each credit card.

Features of the credit include the credit limit (or how much credit will be extended), the grace period, purchase guarantees, liability limits, and consumer rewards. Some cards offer a guarantee for purchases; if you purchase a defective item, you can have the charge "stopped" and removed from your credit card bill. Liability limits involve your responsibilities should your card be lost or stolen.

Consumer rewards may be offered by some credit cards, usually by rewarding "points" for dollars of credit. The points may then be cashed in for various products. Sometimes the credit card is sponsored by a certain retailer and offers rewards redeemable only through that store. A big sponsor of rewards has been the airline industry, commonly offering "frequent flyer miles" through credit cards as well as actual flying. Be aware, however, that many rewards offers have limitations or conditions on redemption. In the end, many people never redeem their rewards.

Creditors charge fees for extending credit. There is the APR on your actual credit, which may be a fixed or adjustable rate. It may be adjustable based on the age of your balance—that is, the rate may rise if your balance is over sixty days or ninety days. There may also be a late fee charged in addition to the actual interest. The APR may also adjust as your balance increases, so that even if you stay within your credit limit, you are paying a higher rate of interest on a larger balance.

There are also fees on cash advances and on balance transfers (i.e., having other credit balances transferred to this creditor). These can be higher than the APR and can add a lot to the cost of those services. You should be aware of those costs when making choices. For example, it can be much cheaper to withdraw cash from an ATM using your bank account's debit card than using a cash advance from your credit card.

Many credit cards charge an annual fee just for having the credit card, regardless of how much it is used. Many do not, however, and it is worth looking for a card that offers the features that you want with no annual fee.

How you will use the credit card will determine which features are important to you and what costs you will have to pay to get them. If you plan to use the credit card as a cash management tool and pay your balance every month, then you are less concerned with the APR and more concerned about the annual fee, or the cash advance charges. If you sometimes carry a balance, then you are more concerned with the APR.

It is important to understand the costs and responsibilities of using credit—and it is very easy to overlook them.

Installment Credit

Retailers also may offer credit, usually as installment credit for a specific purchase, such as a flat screen TV or baby furniture. The cost of that credit can be hard to determine, as the deal is usually offered in terms of "low, low monthly payments of only..." or "no interest for the first six months." To find the actual interest rate you would have to use the relationships of time and value. Ideally, you would pay in as few installments as you could afford and would pay all the installments in the shortest possible time. The advent of the digital age and the rise of e-commerce further transformed the landscape of installment credit. Online retailers began offering buy now, pay later options, allowing customers to split their payments into installments without incurring traditional credit card debt.

Retailers usually offer credit for the same reason they offer home delivery—as a sales tool—because most often, customers would be hesitant or even unable to make a durable goods purchase without the opportunity to buy it over time. For such retailers, the cost of issuing and collecting credit and its risk are operating costs of sales. The interest on installment credit offsets those sales costs. Some retailers sell their installment receivables to a company that specializes in the management and collection of consumer credit, including the repossession of durable goods.

In recent years, fintech companies have emerged to disrupt the traditional installment credit market. Fintech, or financial technology, is the use of technology to improve and automate financial services and processes for consumers and businesses. Fintech can be used in many areas of finance, including banking, insurance, and investing. In banking, fintech can include mobile banking apps, online lending platforms, and digital payment systems. Platforms like Affirm, Klarna, and Afterpay offer point-of-sale financing options that appeal to younger consumers seeking more flexible payment solutions.

The availability of installment credit has fueled consumer spending and economic growth by allowing individuals to make purchases they might not otherwise be able to afford upfront.

Personal Loans

Aside from installment credit and rotating credit, another source of consumer credit is a short-term personal loan arranged through a bank or finance company. Personal loans used as credit are all-purpose loans that may be "unsecured"—that is, nothing is offered as collateral—or "secured." Personal loans used as debt financing are discussed in the next section. Personal loans used as credit are often costly and difficult to secure, depending on the size of the loan and the bank's risks and costs (screening and paperwork).

A personal loan may also be made by a private financier who holds personal property as collateral, such as a pawnbroker in a pawnshop. Typically, such loans are costly, usually result in the loss of the property, and are used by desperate borrowers with no other sources of credit. Today, many "financiers" offer personal loans online at very high interest rates with no questions asked to consumers with bad credit. This is a contemporary form of "loan sharking," or the practice of charging a very high and possibly illegal interest rate on an unsecured personal loan. Some loan sharks have been known to use threats of harm to collect what is owed. Peer-to-Peer lending, done through online platforms, individuals can borrow from other individuals or investors, bypassing traditional financial institutions.

One form of high-tech loan sharking growing in popularity on the Internet today is the "**payday loan**," which offers very short-term small personal loans at high interest rates. The amount you borrow, usually between \$500 and \$1,500, is directly deposited into your checking account overnight, but you must repay the loan with interest on your next payday. The loan thus acts as an advance payment of your wages or salary, so when your paycheck arrives, you have already spent a large portion of it, and maybe even more because of the interest you have to pay. Payday loans are often considered a type of predatory lending due to their high fees and interest rates.

Personal loans are the most expensive way to finance recurring expenses, and almost always create more expense and risk—both financial and personal—for the borrower.

Credit Trouble and Protections

As easy as it is to use credit, it is even easier to get into trouble with credit. Because of late fees and compounding interest, if you don't pay your balance in full each month, it quickly multiplies and becomes more difficult to pay. It doesn't take long for the debt to overwhelm you.

If that should happen to you, the first thing to do is to try to devise a realistic budget that includes a plan to pay off the balance. Contact your creditors and explain that you are having financial difficulties and that you have a plan to make your payments. Don't wait for the creditor to turn your account over to a debt collector; be proactive in trying to resolve the debt. If your account has been turned over to a collector, you do have some protections: the Fair Debt Collection Practices (federal) law keeps a collector from calling you at work, for example, or after 9 p.m.

You may want to use a credit counselor to help you create a budget and negotiate with creditors. Many counseling agencies are nonprofit organizations that can also help with debt consolidation and debt management. Some "counselors" are little more than creditors trying to sell you more credit, however, so be careful about checking their credentials before you agree to any plan. What you need is more realistic credit, not more credit.

As a last resort, you may file for personal bankruptcy, which may relieve you of some of your debts, but will blemish your credit rating for ten years, making it very difficult—and expensive—for you to use any kind of credit or debt. Federal bankruptcy laws allow you to file under Chapter 7 or under Chapter 13. Each allows you to keep some assets, and each holds you to some debts. Chapter 7 requires liquidation of most of your assets, while Chapter 13 applies if you have some income. It gets complicated, and you will want legal assistance, which may be provided by your local Legal Aid Society. The effects of a bankruptcy can last longer than your debts would have, however, so it should never be seen as an "out" but really as a last resort.

Modern laws and regulations governing the extension and use of credit and debt try to balance protection of the lender and of the borrower. They try to insure that credit or debt is used for economic purposes and not to further social or political goals. They try to balance borrowers' access to credit and debt as tools of financial management with the rights of property owners (lenders).

In the United States, federal legislation reflects this balance of concerns. Major federal legislation in the United States is shown in Table 7.4.2 .

Table 7.4.2 : Major U.S. Federal Legislation: Credit and Debt

Legislation	Effective	Major Purpose
Truth in Lending Act	1969, 1971, 1982	Disclosure of credit terms, interest rate
Fair Credit Reporting Act	1971	Disclosure of credit reporting process (credit scoring)
Fair Credit Billing Act	1975	Procedures for billing disputes, error resolution
Equal Credit Opportunity Act	1975, 1977	Prohibits discrimination and specifies procedures for extending or denying credit
Fair Debt Collection Practices Act	1978	Procedures for debt collection
Consumer Credit Reporting Reform Act	1997	Accountability in credit reporting and scores

Legislation	Effective	Major Purpose
The Credit Card Accountability Responsibility and Disclosure Act	2009	Regulates credit card issuers' practices, such as interest rate increases, fees and disclosures, to protect consumers from unfair practices
Dodd-Frank Wall Street Reform and Consumer Protection Act	2010	Provisions aimed at enhancing consumer financial protection
Consumer Financial Protection Bureau	2010	Protect consumers in the financial sector, including rules related to mortgage lending, payday loans and debt collection
Economic Growth, Regulatory Relief, and Consumer Protection Act	2018	Aimed to provide regulatory relief to small and mid-sized banks, it also included provisions for consumers such as free credit freezes and extending fraud alert periods

In addition, many states have their own legislation and oversight. Not coincidentally, most of these laws were written after use of credit cards, and thus credit, became widespread. The set of laws and regulations that governs banking, credit, and debt markets has evolved over time as new practices for trading money are invented and new rules are seen as necessary. You should be aware of the limitations on your own behavior and on others as you trade in these markets.

If you feel that your legal rights as a borrower or lender have been ignored and that the offender has not responded to your direct, written notice, there are local, state, and national agencies and organizations for assistance. There are also organizations that help borrowers manage credit and debt.

Laws and regulations can govern how we behave in the credit and debt markets, but not whether we choose to participate as a lender or as a borrower: whether we use credit to manage cash flow or to finance a lifestyle, whether we use debt to finance assets or lifestyle, and whether we save. Laws and regulations can protect us from each other, but they cannot protect us from ourselves.

Summary

- Credit is used as a cash management tool or as short-term financing for consumption.
- Credit may be issued as revolving credit (credit cards), installment credit, or personal loans.
- Credit can be a relatively expensive method of financing.
- Credit accounts differ by the following features:
 - Credit limit
 - Grace period
 - Purchase guarantees
 - Liability limits
 - Consumer rewards
- Credit accounts charge fees, such as the following:
 - Annual percentage rate (APR)
 - Late fees
 - Balance transfer fees
 - Cash advance fees
- Credit remedies include the following:
 - Renegotiation
 - Debt consolidation
 - Debt management
 - Bankruptcy
- Modern laws governing the uses of credit and debt try to balance protection of borrowers and lenders.

? Exercises

1. Examine the website of debt consolidation that claims to offer "free" advice and services, [Debt Consolidation Care](#). Are the services free or are there hidden costs involved? How credible and reliable is the information provided on the website? Visit the [National Foundation for Credit Counseling \(NFCC\)](#) website. Compare the services and resources available on the NFCC website with those of the debt consolidation website. Which resource would you want to use when seeking advice about your credit? Reflect on the importance of choosing reputable and trustworthy sources when seeking financial advice and debt management solutions.
2. Read the Forbes Advisor article "[7 Ways to Consolidate your Debt](#)". According to this article, what are the most common ways to consolidate debt? How can you consolidate your debt on your own?
3. As part of this assignment, you will explore and analyze your credit reports from Equifax, TransUnion, and Experian to understand your credit rating or credit score. By obtaining and reviewing these reports, you will gain insights into how your credit information is being reported by different credit bureaus and learn how to correct any inaccuracies that may exist.
 1. Visit the [annual credit report](#) website to request your credit reports from Equifax, TransUnion, and Experian. Ensure you type the URL directly into the address bar to access the legitimate site.
 2. Analyze the three credit reports to identify variations in the information provided by each bureau. Evaluate the accuracy of the information and note any discrepancies or errors that may require correction.
 3. Visit each bureau's website to understand how to correct errors on your credit report.
 4. Familiarize yourself with your rights regarding credit reports by reading the information available at [Federal Trade Commission Consumer Advice](#).
 5. Review the summary of your rights under the [Fair Credit Reporting Act](#).
4. Research online how you can [repair your credit history](#) and improve your credit rating.

This page titled [7.4: Other People's Money- Credit](#) is shared under a [CC BY-NC-SA 3.0](#) license and was authored, remixed, and/or curated by [Anonymous](#) via [source content](#) that was edited to the style and standards of the LibreTexts platform.

7.5: Other People's Money- An Introduction to Debt

Learning Objectives

1. Define debt and identify its uses.
2. Explain how default risk and interest rate risk determine the cost of debt.
3. Analyze the appropriate uses of debt.

Debt is long-term credit, or the ability to delay payment over several periods. Credit is used for short-term, recurring expenses, whereas debt is used to finance the purchase of long-term assets. Credit is a cash management tool used to create security and convenience, whereas debt is an asset management tool used to create wealth. Debt also creates risk.

The two most common uses of debt by consumers are car loans and mortgages. They are discussed much more thoroughly in Chapter 8 and Chapter 9. Before you get into the specifics, however, it is good to know some general ideas about debt.

Usually, the asset financed by the debt can serve as collateral for the debt, lowering the default risk for the lender. However, that security is often outweighed by the amount and maturity of the loan, so default risk remains a serious concern for lenders. Whatever concerns lenders will be included in the cost of debt, and so these things should also concern borrowers.

Lenders face two kinds of risk: default risk, or the risk of not being paid, and **interest rate risk**, or the risk of not being paid enough to outweigh their opportunity cost and make a profit from lending. Your costs of debt will be higher than the lender's cost of risk. When you lower the lender's risk, you lower your cost of debt.

Costs of Debt

Default Risk

Lenders are protected against default risk by screening applicants to try to determine their probability of defaulting. Along with the scores provided by credit rating agencies, lenders evaluate loan applicants on "the five C's": character, capacity, capital, collateral, and conditions.

Character is an assessment of the borrower's attitude toward debt and its obligations, which is a critical factor in predicting timely repayment. To deduce "character," lenders can look at your financial stability, employment history, residential history, and repayment history on prior loans.

Capacity represents your ability to repay by comparing the size of your proposed debt obligations to the size of your income, expenses, and current obligations. The larger your income is in relation to your obligations, the more likely it is that you are able to meet those obligations.

Capital is your wealth or asset base. You use your income to meet your debt payments, but you could use your asset base or accumulated wealth as well if your income falls short. Also, you can use your asset base as collateral.

Collateral insures the lender against default risk by claiming a valuable asset in case you default. Loans to finance the purchase of assets, such as a mortgage or car loan, commonly include the asset as collateral—the house or the car. Other loans, such as a student loan, may not specify collateral but instead are guaranteed by your general wealth.

Conditions refer to the lender's assessment of the current and expected economic conditions that are the context for this loan. If the economy is contracting and unemployment is expected to rise, that may affect your ability to earn income and repay the loan. Also, if inflation is expected, the lender can expect that (1) interest rates will rise and (2) the value of the currency will fall. In this case, lenders will want to use a higher interest rate to protect against interest rate risk and the devaluation of repayments.

Interest Rate Risk

Because debt is long-term, the lender is exposed to interest rate risk or the risk that interest rates will fluctuate over the maturity of the loan. A loan is issued at the current interest rate, which is "the going rate" or the current equilibrium market price for liquidity. If the interest rate on the loan is fixed, then that is the lender's compensation for the opportunity cost or time value of money over the maturity of the loan.

If interest rates increase before the loan matures, lenders suffer an opportunity cost because they miss out on the extra earnings that their cash could have earned had it not been tied up in a fixed-rate loan. If interest rates fall, borrowers will try to refinance or

borrow at lower rates to pay off this now higher-rate loan. Then the lender will have its liquidity back, but it can only be re-lent at a newer, lower price and create earnings at this new, lower rate. So the lender suffers the opportunity cost of the interest that could have been earned.

Why should you, the borrower, care? Because lenders will have you cover their costs and create a loan structured to protect them from these sorts of risks. Understanding their risks (looking at the loan agreement from their point of view) helps you to understand your debt choices and to use them to your advantage.

Lenders can protect themselves against interest rate risk by structuring loans with a penalty for early repayment to discourage refinancing or by offering a **floating-rate loan** instead of a **fixed rate-loan**. With a floating-rate loan, the interest rate "floats" or changes, usually relative to a benchmark such as the **prime rate**, which is the rate that banks charge their very best (least risky) borrowers. The floating-rate loan shifts some interest rate risk onto the borrower, for whom the cost of debt would rise as interest rates rise. The borrower would still benefit, and the lender would still suffer from a fall in interest rates, but there is less probability of early payoff should interest rates fall. Mainly, the floating-rate loan is used to give the lender some benefit should interest rates rise. Figure 7.5.1 shows the extent and frequency of fluctuations in the prime rate from 1960–2020.

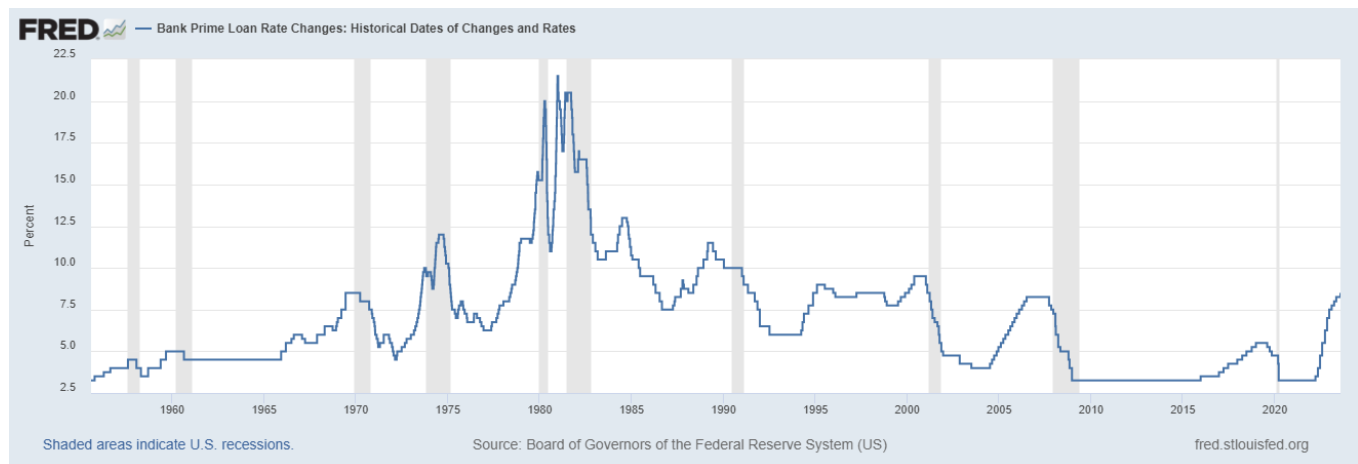


Figure 7.5.1 : Bank Prime Loan Rate Changes 1960-2020^[1]

Borrowers may be better off having a fixed-rate loan and having stable and predictable payments over the life of the loan. The better or more creditworthy a borrower you are, the better the terms and structure of the loan you may negotiate.

Uses of Debt

Debt should be used to finance assets rather than recurring expenses, which are better managed with a combination of cash and credit. The maturity of the financing (credit or debt) should match the useful life of the purchase. In other words, you should use shorter-term credit for consumption and longer-term debt for assets.

If you finance consumption with longer-term debt, then your debt will outlive your expenses; you will be continuing to pay for something long after it is gone. If you finance assets with short-term debt, you will be making very high payments, both because you will be repaying over a shorter time and so will have fewer periods in which to repay and because your cost of credit is usually higher than your cost of debt, for example, annual credit card rates are typically higher than mortgage rates.

Borrowers may be tempted to finance asset purchases with credit, however, to avoid the more difficult screening process of debt. Given the more significant investment of time and money in debt, lenders screen potential borrowers more rigorously for debt than they do for credit. The transaction costs for borrowing with debt are therefore higher than they are for borrowing with credit. Still, the higher costs of credit should be a caution to borrowers.

The main reason not to finance expenses with debt is that expenses are expected to recur, and therefore the best way to pay for them is with a recurring source of financing, such as income. The cost of credit can be minimized if it is used merely as a cash management tool, but if it is used as debt, if interest costs are allowed to accrue, then it becomes a very costly form of financing because it creates new expense (interest) and further obligates future income. In turn, that limits future choices, creating even more opportunity costs.

Credit is more widely available than debt and therefore is a tempting source of financing. It is a more costly financing alternative, however, in terms of both interest and opportunity costs.

Summary

- Debt is an asset management tool used to create wealth.
- Costs of debt are determined by the lender's costs and risks, such as default risk and interest rate risk.
- Default risk is defined by the borrower's ability to repay the interest and principal.
- Interest rate risk is the risk of a change in interest rates that affects the value of the loan and the borrower's behavior.
- Debt should be used to purchase assets, not to finance recurring expenses.

? Exercises

1. Identify and analyze your debts. What assets secure your debts? What assets do your debts finance? What is the cost of your debts? What determined those costs? What risks do you undertake by being in debt? How can being in debt help you build wealth?
2. Are you considered a default risk? How would a lender evaluate you based on "the five C's" of character, capacity, capital, collateral, and conditions? Write your evaluations in your personal finance journal. How could you plan to make yourself more attractive to a lender in the future?
3. Discuss with classmates the [Shayne Smith of Dry Bar Comedy](#) (5:26 minutes). What makes this comedy spot funny? What makes it not funny? What does it highlight about the appropriate uses of debt?

^[1] Based on data from the Board of Governors of the Federal Reserve System, [Bank Prime Loan Rate Changes 1960-2020](#) (fred.stlouisfed.org/series/PRIME#)

This page titled [7.5: Other People's Money- An Introduction to Debt](#) is shared under a [CC BY-NC-SA 3.0](#) license and was authored, remixed, and/or curated by [Anonymous](#) via [source content](#) that was edited to the style and standards of the LibreTexts platform.

7.6: Alternate Perspectives

7.6: Alternate Perspectives is shared under a [not declared](#) license and was authored, remixed, and/or curated by LibreTexts.

SECTION OVERVIEW

7.6.1: Credit Reports

7.6.1.1: Free Credit Reports

7.6.1.2: Building a Better Credit Report

This page titled [7.6.1: Credit Reports](#) is shared under a [Public Domain](#) license and was authored, remixed, and/or curated by [Lumen Learning](#).

7.6.1.1: Free Credit Reports

Visit annualcreditreport.com to get your free credit report.

A link to an interactive elements can be found at the bottom of this page.

The Fair Credit Reporting Act (FCRA) requires each of the nationwide credit reporting companies — Equifax, Experian, and TransUnion — to provide you with a free copy of your credit report, at your request, once every 12 months. The FCRA promotes the accuracy and privacy of information in the files of the nation's credit reporting companies. The Federal Trade Commission (FTC), the nation's consumer protection agency, enforces the FCRA with respect to credit reporting companies.

A credit report includes information on where you live, how you pay your bills, and whether you've been sued or have filed for bankruptcy. Nationwide credit reporting companies sell the information in your report to creditors, insurers, employers, and other businesses that use it to evaluate your applications for credit, insurance, employment, or renting a home.

Here are the details about your rights under the FCRA, which established the free annual credit report program.

Q: How do I order my free report?

The three nationwide credit reporting companies have set up a central website, a toll-free telephone number, and a mailing address through which you can order your free annual report.

To order, visit annualcreditreport.com, call 1-877-322-8228. Or complete the Annual Credit Report Request Form and mail it to: Annual Credit Report Request Service, P.O. Box 105281, Atlanta, GA 30348-5281. Do not contact the three nationwide credit reporting companies individually. They are providing free annual credit reports only through annualcreditreport.com, 1-877-322-8228 or mailing to Annual Credit Report Request Service.

You may order your reports from each of the three nationwide credit reporting companies at the same time, or you can order your report from each of the companies one at a time. The law allows you to order one free copy of your report from each of the nationwide credit reporting companies every 12 months.

A Warning About "Imposter" Websites

Only one website is authorized to fill orders for the free annual credit report you are entitled to under law — annualcreditreport.com. Other websites that claim to offer "free credit reports," "free credit scores," or "free credit monitoring" are not part of the legally mandated free annual credit report program. In some cases, the "free" product comes with strings attached. For example, some sites sign you up for a supposedly "free" service that converts to one you have to pay for after a trial period. If you don't cancel during the trial period, you may be unwittingly agreeing to let the company start charging fees to your credit card.

Some "imposter" sites use terms like "free report" in their names; others have URLs that purposely misspell annualcreditreport.com in the hope that you will mistype the name of the official site. Some of these "imposter" sites direct you to other sites that try to sell you something or collect your personal information.

[Annualcreditreport.com](https://annualcreditreport.com) and the nationwide credit reporting companies will not send you an email asking for your personal information. If you get an email, see a pop-up ad, or get a phone call from someone claiming to be from annualcreditreport.com or any of the three nationwide credit reporting companies, do not reply or click on any link in the message. It's probably a scam. Forward any such email to the FTC at spam@uce.gov.

Q: What information do I need to provide to get my free report?

A: You need to provide your name, address, Social Security number, and date of birth. If you have moved in the last two years, you may have to provide your previous address. To maintain the security of your file, each nationwide credit reporting company may ask you for some information that only you would know, like the amount of your monthly mortgage payment. Each company may ask you for different information because the information each has in your file may come from different sources.

Q: Why do I want a copy of my credit report?

A: Your credit report has information that affects whether you can get a loan — and how much you will have to pay to borrow money. You want a copy of your credit report to:

- make sure the information is accurate, complete, and up-to-date before you apply for a loan for a major purchase like a house or car, buy insurance, or apply for a job.

- help guard against identity theft. That's when someone uses your personal information — like your name, your Social Security number, or your credit card number — to commit fraud. Identity thieves may use your information to open a new credit card account in your name. Then, when they don't pay the bills, the delinquent account is reported on your credit report. Inaccurate information like that could affect your ability to get credit, insurance, or even a job.

Q: How long does it take to get my report after I order it?

A: If you request your report online at annualcreditreport.com, you should be able to access it immediately. If you order your report by calling toll-free 1-877-322-8228, your report will be processed and mailed to you within 15 days. If you order your report by mail using the Annual Credit Report Request Form, your request will be processed and mailed to you within 15 days of receipt.

Whether you order your report online, by phone, or by mail, it may take longer to receive your report if the nationwide credit reporting company needs more information to verify your identity.

Q: Are there any other situations where I might be eligible for a free report?

A: Under federal law, you're entitled to a free report if a company takes adverse action against you, such as denying your application for credit, insurance, or employment, and you ask for your report within 60 days of receiving notice of the action. The notice will give you the name, address, and phone number of the credit reporting company. You're also entitled to one free report a year if you're unemployed and plan to look for a job within 60 days; if you're on welfare; or if your report is inaccurate because of fraud, including identity theft. Otherwise, a credit reporting company may charge you a reasonable amount for another copy of your report within a 12-month period.

To buy a copy of your report, contact:

- Equifax: 1-800-685-1111; equifax.com
- Experian: 1-888-397-3742; experian.com
- TransUnion: 1-800-916-8800; transunion.com

Q: Should I order a report from each of the three nationwide credit reporting companies?

A: It's up to you. Because nationwide credit reporting companies get their information from different sources, the information in your report from one company may not reflect all, or the same, information in your reports from the other two companies. That's not to say that the information in any of your reports is necessarily inaccurate; it just may be different.

Q: Should I order my reports from all three of the nationwide credit reporting companies at the same time?

A: You may order one, two, or all three reports at the same time, or you may stagger your requests. It's your choice. Some financial advisors say staggering your requests during a 12-month period may be a good way to keep an eye on the accuracy and completeness of the information in your reports.

Q: What if I find errors — either inaccuracies or incomplete information — in my credit report?

A: Under the FCRA, both the credit reporting company and the information provider (that is, the person, company, or organization that provides information about you to a consumer reporting company) are responsible for [correcting inaccurate or incomplete information in your report](#). To take full advantage of your rights under this law, contact the credit reporting company and the information provider.

1. Tell the credit reporting company, in writing, what information you think is inaccurate.

Credit reporting companies must investigate the items in question — usually within 30 days — unless they consider your dispute frivolous. They also must forward all the relevant data you provide about the inaccuracy to the organization that provided the information. After the information provider receives notice of a dispute from the credit reporting company, it must investigate, review the relevant information, and report the results back to the credit reporting company. If the information provider finds the disputed information is inaccurate, it must notify all three nationwide credit reporting companies so they can correct the information in your file.

When the investigation is complete, the credit reporting company must give you the written results and a free copy of your report if the dispute results in a change. (This free report does not count as your annual free report.) If an item is changed or deleted, the credit reporting company cannot put the disputed information back in your file unless the information provider verifies that it is accurate and complete. The credit reporting company also must send you written notice that includes the name, address, and phone number of the information provider.

2. Tell the creditor or other information provider in writing that you dispute an item. Many providers specify an address for disputes. If the provider reports the item to a credit reporting company, it must include a notice of your dispute. And if you are correct — that is, if the information is found to be inaccurate — the information provider may not report it again.

Q: What can I do if the credit reporting company or information provider won't correct the information I dispute?

A: If an investigation doesn't resolve your dispute with the credit reporting company, you can ask that a statement of the dispute be included in your file and in future reports. You also can ask the credit reporting company to provide your statement to anyone who received a copy of your report in the recent past. You can expect to pay a fee for this service.

If you tell the information provider that you dispute an item, a notice of your dispute must be included any time the information provider reports the item to a credit reporting company.

Q: How long can a credit reporting company report negative information?

A: A credit reporting company can report most accurate negative information for seven years and bankruptcy information for 10 years. There is no time limit on reporting information about criminal convictions; information reported in response to your application for a job that pays more than \$75,000 a year; and information reported because you've applied for more than \$150,000 worth of credit or life insurance. Information about a lawsuit or an unpaid judgment against you can be reported for seven years or until the statute of limitations runs out, whichever is longer.

Q: Can anyone else get a copy of my credit report?

A: The FCRA specifies who can access your credit report. Creditors, insurers, employers, and other businesses that use the information in your report to evaluate your applications for credit, insurance, employment, or renting a home are among those that have a legal right to access your report.

Q: Can my employer get my credit report?

A: Your employer can get a copy of your credit report only if you agree. A credit reporting company may not provide information about you to your employer, or to a prospective employer, without your written consent.

For More Information

The FTC works for the consumer to prevent fraudulent, deceptive, and unfair business practices in the marketplace and to provide information to help consumers spot, stop, and avoid them. To file a complaint, visit [ftc.gov/complaint](https://www.ftc.gov/complaint) or call 1-877-FTC-HELP (1-877-382-4357). The FTC enters Internet, telemarketing, identity theft, and other fraud-related complaints into Consumer Sentinel, a secure online database available to hundreds of civil and criminal law enforcement agencies in the U.S. and abroad.

Report Scams

If you believe you've responded to a scam, file a complaint with:

- the FTC
- your [state Attorney General](#)

Contributors and Attributions

CC licensed content, Shared previously

- **Authored by:** Federal Trade Commission . **Located at:** <https://www.consumer.ftc.gov/articles/0155-free-credit-reports>.
License: *Public Domain: No Known Copyright*

This page titled [7.6.1.1: Free Credit Reports](#) is shared under a [Public Domain](#) license and was authored, remixed, and/or curated by [Lumen Learning](#).

- [3.1: Free Credit Reports](#) by Lumen Learning is licensed [Public Domain](#).

7.6.1.2: Building a Better Credit Report

What is a credit report?

A credit report includes information on where you live, how you pay your bills, and whether you've been sued or have filed for bankruptcy. Nationwide credit reporting companies sell the information in your report to creditors, insurers, employers, and other businesses that, in turn, use it to evaluate your applications for credit, insurance, employment, or renting a place to live.

Why should I check my credit report?

Some financial advisors and consumer advocates suggest that you review your credit report several times a year. Why?

- The information in it affects whether you can get a loan — and how much you will have to pay to borrow money.
- To make sure the information is accurate, complete, and up-to-date before you apply for a loan for a major purchase like a house or car, buy insurance, or apply for a job.
- To help repair possible identity theft. Identity thieves may use your information to open new credit accounts in your name. Then, when they don't pay the bills, the delinquent account is reported on your credit report. Inaccurate information like that could affect your ability to get credit, insurance, or even a job.

How do I get my credit report?

By law, you're entitled to a free copy of your credit report from each of the nationwide credit reporting companies — Equifax, Experian, and TransUnion — once every 12 months. To order, visit annualcreditreport.com or call 1-877-322-8228.

You may order reports from one, two, or all three of the companies at the same time, or you may stagger your requests. Some financial advisors say staggering your requests during a 12-month period may be a good way to keep an eye on the accuracy and completeness of the information in your reports. If you're getting ready to apply for a loan or job, you might want to check all three reports at the same time.

To learn more, read **Free Credit Reports** at consumer.ftc.gov.

How do I correct errors on my credit report?

Both the credit reporting company and the information provider (that is, the person, company, or organization that provides information about you to a credit reporting company) are responsible for correcting inaccurate or incomplete information in your report once you bring it to their attention. Letting them know involves two steps:

Step One

Tell the **credit reporting company**, in writing, what information you think is inaccurate.

A sample dispute letter is at consumer.ftc.gov. Your letter should identify each item in your report you dispute, explain why you dispute the information, and ask that it be removed or corrected. Include copies (NOT originals) of documents that support your position. You may want to enclose a copy of your report with the items in question circled. Send your letter by certified mail, "return receipt requested," so you can document what the credit reporting company received. Keep copies of your dispute letter and enclosures.

Credit reporting companies must investigate the items in question usually within 30 days, unless they consider your dispute frivolous. They also must forward all the relevant data you provide about the inaccuracy to the information provider, which reviews the relevant information, investigates, and reports the results back to the credit reporting company. If the information provider finds the disputed information is inaccurate, it must notify all three nationwide credit reporting companies so they can correct the information in your file.

What happens after the investigation?

When the investigation is complete, the credit reporting company must give you the results in writing and a free copy of your report if the dispute results in a change. If an item is changed or deleted, the credit reporting company cannot put the disputed information back in your file unless the information provider verifies that it is accurate and complete. The credit reporting company also must send you written notice that includes the name, address, and phone number of the information provider.

If you ask, the credit reporting company must send notices of any corrections to anyone who received your report in the past six months. You can have a corrected copy of your report sent to anyone who received a copy during the past two years for employment purposes.

What if the investigation doesn't resolve my dispute?

Ask that a statement of the dispute be included in your file and in future reports. You also can ask the credit reporting company to provide your statement to anyone who received a copy of your report in the recent past. Expect to pay a fee for this service.

Step Two

Tell the **information provider**, in writing, that you dispute an item in your credit report.

A sample dispute letter is at **consumer.ftc.gov**. Include copies (NOT originals) of documents that support your position. If the provider listed an address on your credit report, send your letter to that address. If no address is listed, contact the provider and ask for the correct address to send your letter. If the information provider does not give you an address, you can send your letter to any business address for that provider.

What if the provider continues to report the disputed item to a credit reporting company?

The provider must let the credit reporting company know about your dispute. And if you are correct — that is, if the information you dispute is found to be inaccurate or incomplete — the information provider must tell the credit reporting company to update or delete the item.

To learn more, read **Disputing Errors on Credit Reports** at **consumer.ftc.gov**.

How long can negative information stay on my credit report?

A credit reporting company can report most accurate negative information for seven years and bankruptcy information for 10 years. There is no time limit on reporting information about criminal convictions; information reported in response to your application for a job that pays more than \$75,000 a year; and information reported because you've applied for more than \$150,000 worth of credit or life insurance. Information about a lawsuit or an unpaid judgment against you can be reported for seven years or until the statute of limitations runs out, whichever is longer. The standard method for calculating the seven-year reporting period starts with the date that the event took place.

How can my credit report affect my job application?

When you apply for a job, employers look at the application you complete and the resume you prepare. Some employers also check into your background before they hire you. Depending on the employer and the job, that background information might include your employment history, your driving record, criminal records, and your credit report.

An employer must get your permission before asking for a report about you from a credit reporting company or any other company that provides background information. If you don't give your okay, your application for employment may not get a second look. That's up to you. But if you don't get the job because of information in your report, the employer has some legal obligations: First, the employer must show you the report; second, the employer must tell you how to get your own copy. The report is free if you ask for it within 60 days of learning the bad news.

To learn more about your rights, read **Employment Background Checks** at **consumer.ftc.gov**.

What is a credit freeze?

A credit freeze, also known as a security freeze, lets you restrict access to your credit report, which in turn makes it more difficult for identity thieves to open new accounts in your name. That's because most creditors need to look at your credit report before approving a new account. If they can't see your file, they may not extend the credit.

You may want to place a credit freeze on your credit reports if you're concerned about the potential consequences of data breaches.

To place a freeze on your credit reports, contact each of the nationwide credit reporting companies:

Equifax — 1 - 800 - 525 - 6285; equifax.com

Experian — 1 - 888 - 397 - 3742; experian.com

You'll need to supply your name, address, date of birth, Social Security number and other personal information. Fees vary based on where you live; they commonly range from \$5 to \$10.

A credit freeze does not:

- affect your credit score
- prevent you from getting your free annual credit report
- keep you from opening a new account, applying for a job, renting an apartment, or buying insurance. If you're doing any of these, you'll need to lift the freeze temporarily, either for a specific time, or for a specific party, say, a potential landlord or employer. The cost and lead times to lift a freeze vary, so it's best to check with the credit reporting company in advance.
- prevent a thief from incurring charges on your existing accounts. You still need to monitor all bank, credit card and insurance statements for fraudulent transactions.

What is a fraud alert?

Unlike a credit freeze that locks down your credit, a fraud alert allows creditors to get a copy of your credit report as long as they take steps to verify your identity. For example, if you provide a telephone number, the business must call you to verify whether you are the person making the credit request. Fraud alerts may be effective at stopping someone from opening new credit accounts in your name, but they may not prevent the misuse of your existing accounts. You still need to monitor all bank, credit card and insurance statements for fraudulent transactions.

There are three types of fraud alerts:

Initial Fraud Alert

If you're concerned about identity theft, but haven't yet become a victim, this fraud alert protects your credit from unverified access for at least 90 days. You may want to place a fraud alert on your file if your wallet, Social Security card, or other personal, financial or account information are ever lost or stolen.

Extended Fraud Alert

For victims of identity theft, an extended fraud alert protects your credit for seven years.

Active Duty Military Alert

For those in the military who want to protect their credit while deployed, this type of fraud alert lasts for one year.

To place a fraud alert on your credit reports, contact one of the nationwide credit reporting companies. A fraud alert is free. You must provide proof of your identity. The company you call must tell the other companies; they, in turn, will place an alert on their versions of your report.

To learn more, visit ftc.gov/idtheft.

What is a credit score?

Credit scoring is a system creditors use to help determine whether to give you credit. It also may be used to help decide the credit terms you are offered or the rate you will pay for the loan.

Information about you and your credit experiences, like your bill-paying history, the number and type of accounts you have, whether you pay your bills by the date they're due, collection actions, outstanding debt, and the age of your accounts, is collected from your credit report. Using a statistical program, creditors compare this information to the loan repayment history of consumers with similar profiles. For example, a credit scoring system awards points for each factor that helps predict who is most likely to repay a debt. The total number of points — a credit score — helps predict how creditworthy you are: how likely it is that you will repay a loan and make the payments when they're due. A higher credit score is taken to mean you are less of a risk, which, in turn, means you are more likely to get credit or insurance — or pay less for it.

What factors affect my credit score?

Credit scoring systems are complex and vary among creditors or insurance companies and for different types of credit or insurance. If one factor changes, your score may change — but improvement generally depends on how that factor relates to others the system

considers. Only the business using the system knows what might improve your score under the particular model they use to evaluate your application.

Nevertheless, scoring models usually consider the following types of information in your credit report to help compute your credit score:

Have you paid your bills on time?

You can count on payment history to be a significant factor. If your credit report indicates that you have paid bills late, had an account referred to collections, or declared bankruptcy, it is likely to have a negative effect on your score.

Are you maxed out?

Many scoring systems evaluate the amount of debt you have compared to your credit limits. If the amount you owe is close to your credit limit, it's likely to have a negative effect on your score.

How long have you had credit?

Generally, scoring systems consider your credit track record. An insufficient credit history may affect your score negatively, but factors like timely payments and low balances can offset that.

Have you applied for new credit lately?

Many scoring systems consider whether you have applied for credit recently by looking at “inquiries” on your credit report. If you have applied for too many new accounts recently, it could have a negative effect on your score. Every inquiry isn't counted: for example, inquiries by creditors who are monitoring your account or looking at credit reports to make “prescreened” credit offers are not considered liabilities.

How many credit accounts do you have and what kinds of accounts are they?

Although it is generally considered a plus to have established credit accounts, too many credit card accounts may have a negative effect on your score. In addition, many scoring systems consider the type of credit accounts you have. For example, under some scoring models, loans from finance companies may have a negative effect on your credit score.

Scoring models may be based on more than the information in your credit report. When you are applying for a mortgage loan, for example, the system may consider the amount of your down payment, your total debt, and your income, among other factors.

Improving your score significantly is likely to take some time, but it can be done. To improve your credit score under most systems, focus on paying your bills in a timely way, paying down any outstanding balances, and staying away from new debt.

To learn more, read **How Credit Scores Affect the Price of Credit and Insurance** at consumer.ftc.gov.

What are my options for dealing with debt?

Many people face a financial crisis at some point in their lives. Whether the crisis is caused by illness, the loss of a job, or overspending, it can seem overwhelming. But often, it can be overcome. Your financial situation doesn't have to go from bad to worse.

If you get into financial hot water, there are options: credit counseling from a reputable organization, debt consolidation, or bankruptcy. Which path works best for you depends on your level of debt, your level of discipline, and your prospects for the future.

Contact your creditors immediately if you ever have trouble making ends meet. Tell them why it's difficult for you to pay your bills, and try to work out a modified payment plan that reduces your payments to a manageable level. Don't wait until your accounts have been turned over to a debt collector. At that point, your creditors have given up on you.

To learn more, read **Coping with Debt** at consumer.ftc.gov.

Got bad credit?

Steer clear of credit repair scams

You see the ads in newspapers, on TV, and online. You hear them on the radio. You get fliers in the mail, email messages, and maybe even calls offering credit repair services. They all make the same claims:

Credit problems? No problem!

We can remove bankruptcies, judgments, liens, and bad loans from your credit file forever!

We can erase your bad credit — 100% guaranteed.

Create a new credit identity — legally.

Do yourself a favor and save some money, too. Don't believe these claims: they're very likely signs of a scam. Indeed, attorneys at the Federal Trade Commission, the nation's consumer protection agency, say they've never seen a legitimate credit repair operation making those claims. The fact is there's no quick fix for creditworthiness. No one can legally remove accurate and timely negative information from a credit report. You can improve your credit report legitimately, but it takes time, a conscious effort, and sticking to a personal debt repayment plan.

To learn more read, **Credit Repair Scams** at consumer.ftc.gov.

For more information

The FTC works to prevent fraudulent, deceptive and unfair business practices in the marketplace and to provide information to help consumers spot, stop and avoid them. To file a complaint or get free information on consumer issues, visit ftc.gov or call toll-free, 1-877-FTC-HELP (1-877-382-4357); TTY: 1-866-653-4261.

Watch a video, **How to File a Complaint**, at consumer.ftc.gov/media to learn more. The FTC enters consumer complaints into the Consumer Sentinel Network, a secure online database and investigative tool used by hundreds of civil and criminal law enforcement agencies in the U.S. and abroad.

Contributors and Attributions

CC licensed content, Shared previously

- **Authored by:** Federal Trade Commission. **Located at:** www.consumer.ftc.gov/articles/pdf-0032-building-a-better-credit-report.pdf. **License:** *Public Domain: No Known Copyright*

This page titled [7.6.1.2: Building a Better Credit Report](#) is shared under a [Public Domain](#) license and was authored, remixed, and/or curated by [Lumen Learning](#).

- [3.2: Building a Better Credit Report](#) by Lumen Learning is licensed [Public Domain](#).

SECTION OVERVIEW

7.6.2: Taxes

7.6.2.1: After You've Filed Your Federal Taxes

7.6.2.2: Business Tax Information

7.6.2.3: Filing Your Federal Taxes

7.6.2.4: Frequently Requested Tax Benefits

7.6.2.5: Get Help with Your Taxes

This page titled [7.6.2: Taxes](#) is shared under a [Public Domain](#) license and was authored, remixed, and/or curated by [Lumen Learning](#).

7.6.2.1: After You've Filed Your Federal Taxes

Find tax information for after you've filed your federal taxes.

What's on This Page

- [Check Your Federal Tax Refund Status](#)
- [Get Copies and Transcripts of Your Tax Returns](#)
- [Pay Federal Taxes and Resolve Tax Disputes](#)
- [Tax Liens](#)
- [Tax Refund Reductions – Treasury Offset Program](#)
- [Undelivered and Unclaimed Federal Tax Refund Checks](#)
- [Taxpayer ID Theft: Use IRS.gov to Verify Your Identity](#)

Check Your Federal Tax Refund Status

If you have filed your federal income taxes and expect to receive a refund, you may be eager to find out when you will receive it. You can track the status of your refund using the Internal Revenue Service's [Where's My Refund tool](#) or the mobile app, [IRS2Go](#). These systems are updated once every 24 hours. If you prefer, you can call the [IRS refund hotline](#) to check on the status of your refund. Refunds are generally issued within 21 days of when you electronically filed your tax return or 42 days of when you filed paper returns.

Get Copies and Transcripts of Your Tax Returns

Do you need a copy of your [prior year tax return](#)? If you need an exact copy of a previously filed tax return and attachments, you can get it by mailing the following items:

- A completed [Form 4506](#).
- \$50 fee for each tax return requested. The check or money order should be made payable to the United States Treasury.

A transcript, which is a computer printout of your return information, may be an acceptable substitute for an exact copy of your tax return. Instead of paying for a copy of your tax return, you can [request a transcript online](#) to get the information you need quickly. Transcripts are often used to validate income and tax filing status for mortgage applications, student and small business loan applications, and during tax preparation. Contact the IRS to [obtain a free transcript](#). If you need federal tax returns from earlier than 3 years ago, call 1-800-908-9946 or submit a completed form [4506-T](#).

Contact your [state's Department of Revenue](#) to find out how to get copies of prior years' state returns.

Pay Federal Taxes and Resolve Tax Disputes

There are several ways to pay your federal taxes: direct pay, debit or credit card, electronic federal tax payment system, and check or money order. Find out how to make a [tax payment](#).

Payment Options for Back Taxes

The IRS provides these options to help you pay your tax debt:

- Call the phone number listed on any [letters or documents](#) you received from the IRS for help with tax payments.
- Get information on alternative payment plans and hardship information.
- Learn about the [IRS Fresh Start Program](#) to help you pay back taxes and avoid tax liens.

Resolve Tax Disputes

Get help resolving your tax disputes with the IRS and understanding your rights and responsibilities as a taxpayer:

- [Taxpayer Advocate Service \(TAS\)](#) – Find out if you are eligible for this free service by contacting TAS at 1-877-777-4778 (TTY: 1-800-829-4059) or by checking with a [local taxpayer advocate](#).
- Low-Income Taxpayer Clinics (LITCs) – Contact a [local LTC](#) for free or low-cost services. This resource is also available to taxpayers who speak English as a second language (ESL).
- [Office of Appeals](#) – This independent organization within the IRS helps resolve your tax disputes without going to tax court. Learn whether an [appeal is right for you](#).

Tax Liens

A tax lien is the government's legal claim against your property when you neglect, or fail, to pay a tax debt. As a tax lien can affect you in many ways, it's helpful to know the steps you can take to find a solution.

How a Tax Lien Affects You

- **Assets** – A lien attaches to all of your assets (property, securities, vehicles) and to future assets acquired during the period of the lien.
- **Credit** – Tax liens can show up on your credit report, making it more difficult for you to get a loan, or buy and sell property.
- **Business** – A lien is tied to all business property and to all rights to business property, including accounts receivable.
- **Bankruptcy** – If you file for bankruptcy, your tax debt, lien, and all public documents alerting creditors that the government has a right to your property may continue after the bankruptcy.

How to Get Rid of a Tax Lien

Paying your tax debt in full is the best way to get rid of a tax lien. The Internal Revenue Service (IRS) will release a federal tax lien within 30 days after you have paid your tax debt. However, there are other options to reduce the impact of a tax lien:

- **Discharge of property** – A “discharge” removes the lien from selected property, but there are several Internal Revenue Code (IRC) conditions. For more information, refer to Publication 783, Instructions on How to Apply for Certificate of Discharge From Federal Tax Lien.
- **Subordination** – While “subordination” does not remove the lien, it allows other creditors to move ahead of the IRS, which may make it easier to get a loan or mortgage. To learn more, read Publication 784, Instructions on How to Apply for a Certificate of Subordination of Federal Tax Lien.
- **Withdrawal** – A “withdrawal” removes the public Notice of Federal Tax Lien and assures that the IRS is not competing with other creditors for your property. But you are still liable for the amount due. For eligibility, refer to [Form 12277, Application for the Withdrawal of Filed Form 668\(Y\), Notice of Federal Tax Lien, Internal Revenue Code Section 6323j](#).

For assistance removing a state tax lien, contact your state revenue department. To help release a local government tax lien, contact your local government tax entity.

IRS Resources

Centralized Lien Operation

To resolve basic and routine lien issues, such as verifying a lien, requesting a lien payoff amount, or releasing a lien, call or write to:

Phone: 1-800-913-6050
Internal Revenue Service
Lien Processing Unit
PO Box 145595
Stop 8420G
Cincinnati OH 45250-5595

IRS Video Portal

Watch [informational videos on various tax lien issues](#), including lien notice withdrawal, selling or refinancing when there is an IRS lien, and applying to the IRS for a lien discharge or subordination.

Tax Refund Reductions – Treasury Offset Program

If you owe money to a federal or state agency (including past-due child support), the federal government may deduct your debts from your federal tax refund. Known as the [Treasury Offset Program \(TOP\)](#), the Bureau of Fiscal Service (BFS) collects such delinquent debts (typically more than 90 days overdue) on behalf of other federal and state government agencies.

BFS will cross check your name and taxpayer information against its delinquent debtor database. If there is a match, BFS will notify you that it is deducting the amount you owe from the payment you were going to receive. BFS will send the outstanding amount to the federal or state government agency to which you owed the money. If you owe more money than the payment you

were going to receive, then BFS will send the entire amount to the other government agency. If you owe less, BFS will send the agency the amount you owed, and then send you the remaining balance.

For example, if you were going to receive a \$1,500 federal tax refund, but you have been delinquent on a student loan and have \$1,000 outstanding, BFS will deduct \$1,000 from your tax refund and send it to the U.S. Department of Education. It will also send you a notice of its action, along with the remaining \$500 that was due to you as a tax refund.

The Internal Revenue Service (IRS) provides helpful [tips](#) to help you understand tax refund offsets. If you believe that a deduction was made in error, you should contact the agency that said you owed money, not the IRS. Call the TOP call center at 1-800-304-3107 if you need help locating the agency you need to contact. If you have questions about this program, check out the [frequently asked questions](#) or contact the Bureau of Fiscal Service.

Undelivered and Unclaimed Federal Tax Refund Checks

Every year, the Internal Revenue Service (IRS) has millions of dollars in tax refunds that go undelivered or unclaimed.

Undelivered Federal Tax Refund Checks

Refund checks are mailed to your last known address. If you move without notifying the IRS or the U.S. Postal Service, your refund check may be returned to the IRS.

If you were expecting a federal tax refund and did not receive it, check the IRS' [Refund Status](#). You'll need to enter your Social Security number, filing status, and the exact whole dollar amount of your refund. You may be prompted to change your address online. You can also call the IRS' Refund Hotline.

If you move, submit a [Change of Address – Form 8822](#) to the IRS; you should also submit a Change of Address to the U.S. Postal Service.

Unclaimed Federal Tax Refunds

If you are eligible for a federal tax refund and do not file a return, then your refund will go unclaimed. Even if you aren't required to file a return, it might benefit you to file if:

- Federal taxes were withheld from your pay

and/or

- You qualify for the Earned Income Tax Credit (EITC)

If you didn't file a tax return because your wages were below the filing requirement, you can still file a return within three years of the filing deadline in order to get your refund.

State Refund Checks

For information about your state tax refund check, contact your state revenue department.

Contact the IRS

For more information, [contact the Internal Revenue Service](#).

Taxpayer ID Theft: Use IRS.gov to Verify Your Identity

The IRS stops and flags suspicious or duplicate federal tax returns that falsely represent your identity, such as your name or social security number. If the IRS suspects tax ID theft, the agency will send a 5071C letter to your home address. If you receive this letter, verify your identity at [idverify.irs.gov](#) or call the toll free number listed in the letter.

If you are a victim of state tax ID theft, contact your state's taxation department or comptroller's office about the next steps you need to take.

The IRS provides [more information about IDVerifyIRs.gov](#) and your 5071C letter.

Contributors and Attributions

CC licensed content, Shared previously

- **Authored by:** USA.gov. **Located at:** <https://www.usa.gov/after-taxes>. **License:** *Public Domain: No Known Copyright*

This page titled [7.6.2.1: After You've Filed Your Federal Taxes](#) is shared under a [Public Domain](#) license and was authored, remixed, and/or curated by [Lumen Learning](#).

- [4.1: After You've Filed Your Federal Taxes](#) by Lumen Learning is licensed [Public Domain](#).

7.6.2.2: Business Tax Information

Learn about business taxes and incentives.

What's on This Page

- Business Taxes
- Energy Tax Incentives
- Estimated Taxes

Business Taxes

As a business owner, it's important to understand your federal, state, and local tax requirements. This will help you file your taxes accurately and make payments on time. The [business structure](#) you choose when [starting a business](#) will determine what taxes you must pay and how you pay them.

Business taxes cover a wide range of categories:

Income Tax

All businesses, except partnerships, must [file and pay taxes on any income](#) earned or received during the year. Partnerships file an [annual information return](#) to report income, gains, losses, and other important tax information. Almost every state imposes a business or corporate income tax, though each state and locality has its own tax laws. Find out the business income tax requirements in your state or territory.

Employment Taxes

If you have employees, there are federal tax requirements for what you must pay and the forms you have to file. These employment taxes include Social Security and Medicare taxes, federal income tax withholding, and federal unemployment (FUTA) tax. In all states, businesses must pay state workers' compensation insurance and unemployment insurance taxes.

Excise Tax

The federal government taxes businesses that manufacture or sell certain products. You may also have to pay this tax in other situations, including if your business uses various types of equipment, facilities, or other products. [Learn about federal excise tax requirements and the forms you must file.](#)

Property Tax

Each of the 50 states have different definitions of what property is taxable. Some states collect property tax from businesses in commercial real estate locations. Certain states also collect property tax for business assets, such as vehicles, computer equipment, and peripherals. The amount of tax you pay is calculated by the total value of the property or on a certain percentage of the value. [Search for property tax requirements in your state.](#)

Sales and Use Tax

States may impose a tax on the sale of goods and services. Check whether your business has to register to pay and/or collect sales tax in your state. Exclusions in sales tax often include food, clothing, medicine, newspapers, and utilities.

States may also tax your business on the use of goods and services when sales tax has not been collected. This typically applies to goods and services purchased outside of the state where you conduct business.

Estimated Tax

You must pay federal tax on income that is not subject to withholding or when the amount of your federal income tax being withheld is not enough. Find out if your business has to pay estimated taxes and the steps to follow.

Self-Employment Tax

When conducting your own business, you must pay Social Security and Medicare taxes to be covered under the Social Security system. [Learn about who must pay self-employment tax and how to pay it.](#)

Energy Tax Incentives

Purchasing energy efficient appliances or making energy saving improvements to your home or business can save money, in the form of tax incentives (tax credits and rebates) or sales tax holidays. Tax credits can help reduce the amount of tax you owe, while rebates can lead to cash back from your purchase.

Find out if you qualify for state, local, utility, and federal incentives:

- [Database of State Incentives for Renewables and Efficiency \(DSIRE\)](#) – Explore incentives and policies in your state that support renewable energy and energy efficiency.
- Department of Energy (DOE): Tax Credits, Rebates, and Savings – Select your state to find savings that may be available for you or your business in your state.
- [Offers and Rebates from Energy Star Partners](#) – Search for rebates on certified energy-efficient products and other special offers in your area.
- Residential Renewal Energy Tax Credit – Qualify for tax credits for buying a solar-electric or solar water-heating property for your home.
- [Sales tax holidays](#)– Find out if your state offers a sales tax holiday for buying energy efficient appliances.

Estimated Taxes

Estimated tax is the method used to pay taxes on income that is not subject to withholding. This includes income from self-employment, interest, and dividends. You may also have to [pay estimated tax](#) if the amount of income tax being withheld from your salary, pension, or other income is not enough.

Who Has to Pay Estimated Taxes?

Individuals who conduct their own business typically have to make estimated tax payments. You may be charged a penalty if you do not pay enough through withholding or estimated tax payments.

[Find out if you have to make estimated tax payments and how to pay.](#)

When Are Estimated Taxes Due?

The year is divided into four periods to pay estimated tax. Each period has a specific payment deadline.

These are the 2017 Estimated Federal Tax due dates:

- April 18
- June 15
- Sept. 15
- Jan. 16 of the next year

Contributors and Attributions

CC licensed content, Shared previously

- **Authored by:** USA.gov. **Located at:** www.usa.gov/business-taxes. **License:** *Public Domain: No Known Copyright*

This page titled [7.6.2.2: Business Tax Information](#) is shared under a [Public Domain](#) license and was authored, remixed, and/or curated by [Lumen Learning](#).

- [4.2: Business Tax Information](#) by Lumen Learning is licensed [Public Domain](#).

7.6.2.3: Filing Your Federal Taxes


Find out how to file your federal taxes, get an extension, and more.


What's on This Page

- [Key Tax Tips](#)
- [File a Federal Income Tax Return](#)
- [Extension to File Your Tax Return](#)
- [IRS Imposter Scams](#)
- [1099 Income Statements](#)
- [Federal Tax Filing Season](#)
- [Get Tax Forms and Publications](#)
- [Get Your W-2 Before Tax Time](#)
- [IRS Mailing Addresses](#)
- [Taxpayer Identification Numbers \(TINs\)](#)

Key Tax Tips

Find out the important factors to consider when doing your taxes.

 This infographic explains the important factors to consider when doing your taxes.

 [View a larger version of the infographic.](#)

Show Description of Infographic

File a Federal Income Tax Return

The government collects taxes to pay its bills and provide public goods and services. The Internal Revenue Service (IRS) is the nation's tax collection agency.

The taxes you owe to the government are generally paid through withholding (money taken out of your paycheck), estimated tax payments, and payments made when you file your taxes each year.

You may not have to file a federal income tax return if your income is below a certain amount. However, you must file a tax return to claim a refundable tax credit or a refund on income tax withheld.

- [Find out if you have to file a tax return.](#)

If you have to file a tax return:

- Determine your filing status.
- [See if you qualify for free tax return preparation.](#)
- Choose the simplest form for your tax situation.
- [Figure your taxes and credits.](#)
- [Claim your dependents and exemptions.](#)
- [Determine if you need to pay quarterly estimated taxes.](#)
- [File your taxes online](#) or mail your paper tax return.

Tax Payment Information

There are several ways to pay your federal taxes: direct pay, debit or credit card, electronic federal tax payment system, or check or money order. Find out how to [make a tax payment](#).

Tax Refund Information

If you are expecting a refund, you can [check your federal tax refund status online](#) or call the [Refund Hotline](#). If you have questions about the status of your refund within the first 21 days after filing electronically, the IRS will direct you to the online [Where's My Refund?](#) tool.

You can choose to receive your [tax refund](#) by direct deposit, U.S. Series I Savings Bonds, or paper check.

Contact the IRS

For more information, [contact the IRS](#).

Extension to File Your Tax Return

Do you need more time to prepare your tax return?

If you are unable to file your federal income tax return by the due date, you may be able to get an extension from the Internal Revenue Service (IRS). But this does not grant you more time to pay your taxes.

You may be able to get an automatic six-month extension to file your return. To do so, you must file [IRS Form 4868, Application for Automatic Extension of Time To File U.S. Individual Income Tax Return](#) by the due date for filing your calendar year return (usually April 15) or fiscal year return. For a Spanish version of this form, download [IRS Form 4868sp](#).

Special rules may apply if you are:

- Living outside the United States.
- Out of the country when your six-month extension expires.
- Living in a combat zone or a qualified hazardous area.

Get [filing information](#) about your tax return, including guidelines on extensions of time to file.

IRS Imposter Scams

You may get a call from someone pretending to be from the IRS who claims you owe taxes. This caller will typically demand immediate payment and threaten you with arrest or lawsuits for not paying. Individuals carrying out this fraud will also make the caller ID appear as if the IRS is calling. Learn the signs to watch out for and how to report IRS imposter scams.

Signs of an IRS Imposter Scam

The IRS will always contact you by mail before calling you about unpaid taxes and will never:

- Demand immediate payment
- Ask for a specific payment method, such as a prepaid debit card, gift card, or wire transfer
- Threaten you with arrest or deportation for not paying your taxes
- Request personal or financial information by email, texting, or any social media

Report an IRS Imposter Scam

Follow these steps if you get a call from someone claiming to be from the IRS asking for a payment and have not first been contacted by the IRS by mail:

- If you owe federal taxes or think you might owe taxes, hang up and [get helpful online tools from the IRS](#). You can also call the IRS about payment questions at 1-800-829-1040 or 1-800-829-4059 (TTY).
- If you don't owe taxes, report the scam to the Treasury Inspector General for Tax Administration (TIGTA) by calling 1-800-366-4484.
- You can also file a complaint with the Federal Trade Commission (FTC) or call 1-877-FTC-HELP (1-877-382-4357). Please add "IRS Telephone Scam" to your complaint description.
- Help keep others safe by reporting all unsolicited online messages claiming to be from the IRS (or related to their work) to phishing@irs.gov.
- Learn how to [protect yourself from and report other scams and fraud](#).

1099 Income Statements

Businesses and government agencies use Form 1099 to report various types of income other than wages, salaries, and tips to the Internal Revenue Service (IRS).

Every business or agency must:

- Complete a Form 1099 for each transaction.
- Retain a copy for its records.
- Send a copy to you and to the IRS. You should receive your copy by early February (or mid-to-late February for Form 1099-B).

You must include this income on your federal tax return.

Incorrect or Missing Form 1099

If you do not agree with the information contained in your Form 1099, contact the business or [agency](#) that issued it.

If you did not receive your Form 1099, contact the business or [agency](#) that should have issued it.

Contact the IRS

If you requested Form 1099 from a business or agency and did not receive it, [contact the IRS](#).

Federal Tax Filing Season

The Internal Revenue Service (IRS) began accepting and processing federal tax returns for tax year 2016 on January 23, 2017. You have until April 18, 2017 to file your tax return unless you [file for an extension](#).

Help and Resources

- To help you prepare and file your return, the IRS offers [free online tools](#) and [special programs for qualifying taxpayers](#).
- If you owe the IRS money, learn about your [payment options](#). If the IRS owes you money, you can choose to receive your [tax refund](#) by direct deposit, U.S. Series I Savings Bonds, or paper check.
- [File your federal tax return online](#) or find out the address for mailing your paper return.
- For more information, [contact the IRS](#).

Get Tax Forms and Publications

Federal Tax Forms

You can get free tax forms and publications you need directly from the Internal Revenue Service (IRS) by [downloading them from IRS.gov](#) or ordering by phone at 1-800-829-3676. You can also get them from locations in your community, such as [taxpayer assistance centers](#) and libraries.

Many forms and publications are available in multiple years and file formats, including Section 508 accessible PDFs and Braille or text formats.

State Tax Forms

Download your [state's tax forms and instructions](#) and instructions for free

Get Your W-2 Before Tax Time

The Wage and Tax Statement, commonly known as a [W-2](#) form, is an important document to have at tax time. This form shows the income you earned for the year and the taxes withheld from those earnings. If you have had several jobs over the year, you may have several W-2 forms to file your tax return. Employers must send you your W-2 by January 31 for the earnings from the previous calendar year of work.

If you were an employee and [haven't received your W-2](#) by January 31 or the information is incorrect, the Internal Revenue Service (IRS) offers some tips on what you can do. Employers that have questions about filing W-2 forms for your employees can check these [resources on where, when, and how to file](#) from the IRS.

For more information, contact the [Internal Revenue Service](#).

IRS Mailing Addresses

The Internal Revenue Service (IRS) provides mailing addresses for tax returns, non-return forms, applications, and payments. There are several mailing addresses; the correct one to use depends on the purpose of contact and the region of the country you are in:

- [Paper Tax Returns](#) (with or without a payment)
- Non-Return Forms (applications and payments)

You can also check a [form's corresponding instructions](#) for a mailing address.

Contact the IRS

For more information, [contact the IRS](#).

Taxpayer Identification Numbers (TINs)

A Taxpayer Identification Number (TIN) is an identification number that you need to include on returns, statements, and other tax-related documents.

There are many types of TINs for a variety of tax situations:

- Employer Identification Number (EIN) – This is also known as a federal tax identification number, and is used to identify a business.
 - Learn how to apply for an EIN.
 - If your business structure or ownership has changed, you may [need a new EIN](#).
 - Learn about business taxes, the forms you need to file, and more.
- Social Security Number (SSN) – You need this nine-digit number to get a job, receive Social Security benefits, and other government services.
 - Find out how to get a [new, replacement, or corrected card](#).
- Individual Taxpayer Identification Number (ITIN) – This tax processing number is only available for certain nonresident and resident aliens, their spouses, and dependents who cannot get a SSN.
 - To obtain an ITIN, you must complete [IRS Form W-7, IRS Application for Individual Taxpayer Identification Number](#).
Note: You must [renew your ITIN](#) if it has not been used on a federal income tax return in the last three years or if it was issued before 2013.
- Adoption Taxpayer Identification Number (ATIN) – A temporary nine-digit number issued by the IRS to individuals who are in the process of legally adopting a U.S. citizen or resident child, but who cannot get an SSN for that child in time to file their tax return.
 - To apply for an ATIN, you must complete [Form W-7A, Application for Taxpayer Identification Number for Pending U.S. Adoptions](#).
- Preparer Tax Identification Number (PTIN) – If you are a paid tax preparer you must use a valid Preparer Tax Identification Number (PTIN) on returns you prepare.
 - To get a PTIN, use the [IRS sign-up system](#).

The Social Security Administration (SSA) issues a SSN and the Internal Revenue Service (IRS) issues all other TINs.

Contributors and Attributions

CC licensed content, Shared previously

- **Authored by:** USA.gov. **Located at:** <https://www.usa.gov/file-taxes>. **License:** *Public Domain: No Known Copyright*

This page titled [7.6.2.3: Filing Your Federal Taxes](#) is shared under a [Public Domain](#) license and was authored, remixed, and/or curated by [Lumen Learning](#).

- [4.3: Filing Your Federal Taxes](#) by Lumen Learning is licensed [Public Domain](#).

7.6.2.4: Frequently Requested Tax Benefits

Learn about tax relief, benefits, and incentives.

What's on This Page

- [Earned Income Tax Credit](#)
- [Tax Benefits for Education](#)
- [Energy Tax Incentives](#)
- [Federal Tax Deductions for Charitable Donations](#)
- [Mortgage Debt Forgiveness](#)
- [Tax Relief in Disaster Situations](#)

Earned Income Tax Credit

If you earn a low to moderate income, the Earned Income Tax Credit (EITC) can help you by reducing the amount of tax you owe. To qualify, you must meet certain requirements and file a tax return, even if you do not owe any tax or are not required to file. If EITC reduces your tax to less than zero, you may get a refund.

Who Qualifies for EITC?

You qualify for EITC if:

- You have earned income and adjusted gross income within certain limits; AND
- You meet certain basic rules; AND

You either:

- Meet the rules for those without a qualifying child; OR
- Have a child who meets all the qualifying rules for you, or your spouse if you file a joint return.

EITC has special rules for members of the military, members of the clergy and taxpayers with certain types of disability income or children with disabilities.

EITC Resources

The [Internal Revenue Service \(IRS\)](#) provides resources covering the Earned Income Tax Credit (EITC):

- Use the [EITC Assistant](#) to find out your filing status, if your child qualifies, if you are eligible, and the amount of credit you may receive.
- If you or your spouse is a nonresident alien, refer to [Publication 519, U.S. Tax Guide for Aliens](#) to find out if you qualify for EITC.

Tax Benefits for Education

Paying for college or graduate school is a big financial responsibility. To help with your expenses for higher education, there are various tax benefits available:

Credits

An education credit helps by reducing the amount of tax owed on your tax return. If the credit reduces your tax to less than zero, you may get a refund.

There are two education credits available:

- **American Opportunity Tax Credit** – This is a credit for qualified education expenses paid for an eligible student for the first four years of higher education. You can get a maximum annual credit of \$2,500 per eligible student.
- **Lifetime Learning Credit** – This credit is for qualified tuition and related expenses paid for eligible students enrolled in an eligible educational institution. It can help pay for undergraduate, graduate, and professional degree courses—including courses to acquire or improve job skills. There is no limit on the number of years you can claim the credit.

Deductions

A deduction reduces the amount of your income that is subject to tax, thus reducing the amount of tax you may have to pay.

There are several types of deductions for education:

- Tuition and fees deduction
- Student loan interest deduction
- Qualified student loan
- Qualified education expenses

Savings Plans

Some savings plans allow the accumulated earnings to grow tax-free until money is taken out (known as a distribution), or allow the distribution to be tax-free. Other savings plans allow both tax-free accumulated earnings and distribution.

There are two types of savings plans available:

- **529 Plans** – States, colleges, and groups of colleges sponsor these qualified tuition programs—authorized under section 529 of the Internal Revenue Code—to either prepay or contribute to an account for paying a student’s qualified higher education expenses.
- **Coverdell Education Savings Account** – This account was created as an incentive to help parents and students save for education expenses. Unlike a 529 plan, a Coverdell ESA can be used to pay a student’s eligible K-12 expenses as well as post-secondary expenses.

Scholarships and Fellowships

A **scholarship** generally represents an amount paid for the benefit of a student at an educational institution to aid in the pursuit of studies. The student may be either an undergraduate or a graduate. A **fellowship** is generally an amount paid for the benefit of an individual to aid in the pursuit of study or research.

- Whether the scholarship or fellowship is tax-free or taxable depends on the expense paid with the scholarship or fellowship amount, and whether you are a degree candidate.

Exclusions from Income

You may exclude certain educational assistance benefits from your income. That means that you won’t have to pay any tax on them. However, it also means that you can’t use any of the tax-free education expenses as the basis for any other deduction or credit, including the lifetime learning credit.

Help and Resources

The IRS provides comprehensive information and resources covering tax benefits for education:

- Refer to [Tax Benefits for Education](#) to compare the various benefits.
- Use the Interactive Tax Assistant to help determine if you’re eligible for educational credits or deductions, including the American opportunity credit, the lifetime learning credit, and the tuition and fees deduction.

Energy Tax Incentives

Purchasing energy efficient appliances or making energy saving improvements to your home or business can save money, in the form of tax incentives (tax credits and rebates) or sales tax holidays. Tax credits can help reduce the amount of tax you owe, while rebates can lead to cash back from your purchase.

Find out if you qualify for state, local, utility, and federal incentives:

- [Database of State Incentives for Renewables and Efficiency \(DSIRE\)](#) – Explore incentives and policies in your state that support renewable energy and energy efficiency.
- Department of Energy (DOE): Tax Credits, Rebates, and Savings – Select your state to find savings that may be available for you or your business in your state.
- [Offers and Rebates from Energy Star Partners](#) – Search for rebates on certified energy-efficient products and other special offers in your area.

- Residential Renewal Energy Tax Credit – Qualify for tax credits for buying a solar-electric or solar water-heating property for your home.
- [Sales tax holidays](#)— Find out if your state offers a sales tax holiday for buying energy efficient appliances.

Federal Tax Deductions for Charitable Donations

You may be able to claim a deduction on your federal taxes if you donated to a 501(c)3 organization. In order to deduct your donations you must file an itemized federal tax return, along with Schedule A and a form 8283 for your non-cash donations.

The amount of money that you can deduct on your taxes may not be equal to the total amount of your donations. If you donate non-cash items, you can claim the fair market value of the items on your taxes.

If you donated a vehicle, the amount of your deduction depends on if the car is used by the organization or sold at an auction. The IRS's publication "[A Donor's Guide to Vehicle Donation](#)" explains how your deduction is determined and the documents you must have to claim a deduction.

If you donated money to the charity and you received a gift in exchange, or if part of your contribution paid for a dinner, event entrance, or registration in a race, the entire amount is not tax deductible. Rather, the only part of your donation that you can deduct on your federal income taxes is the amount that is in excess of the value of the gift, dinner, or race.

Recordkeeping

Keep records of your donations to charities. You may not have to send these documents with your tax returns, but these documents are good to include with your other tax records. Some common documents include:

- Canceled check to the organization
- Credit card statement showing a payment to the organization
- Receipt from the organization
- Annual giving statement from the charity or non-profit
- Email confirmation from the organization
- Written acknowledgment for vehicle donations
- Itemized list of the items you donated
- Vehicle identification number for vehicle donations
- Signed over vehicle title
- Phone bill, if you gave a donation through a text message
- [Valuations](#) of stocks, real estate, art, or jewelry donated to a charity

There are some pieces of information that may be included in receipts and giving statements:

- Name of the organization
- Date of the donation
- Amount of the donation
- Statement that no goods or services were provided by the charity in return for your donation (if that was the case)
- Vehicle identification number (VIN) for vehicle donations

Mortgage Debt Forgiveness

Canceled debt is normally taxable to you. But homeowners whose mortgage debt was partly or entirely forgiven during tax years 2007 through 2014 may qualify as an exception. The Mortgage Forgiveness Debt Relief Act of 2007 covers key points about mortgage debt forgiveness:

- Homeowners whose mortgage debt was partly or entirely forgiven from tax years 2007 through 2014 may be able to exclude up to \$2 million.
- The limit is \$1 million for a married person filing a separate return.
- You may exclude debt reduced through mortgage restructuring as well as mortgage debt forgiven in a foreclosure.
- To qualify, the debt must have been used to buy, build, or substantially improve your principal residence and be secured by that residence.
- Refinanced debt proceeds used to substantially improve your principal residence also qualify for the exclusion.
- Proceeds of refinanced debt used for other purposes (to pay off credit card debt, etc.) do not qualify for the exclusion.

Eligibility

To determine if your canceled mortgage debt is taxable, use the [Interactive Tax Assistant \(ITA\)](#) from the IRS.

- If you qualify for the special exclusion, fill out [Form 982, Reduction of Tax Attributes Due to Discharge of Indebtedness](#), and attach the completed form to your federal income tax return for the tax year in which the qualified debt was forgiven.

Tax Relief in Disaster Situations

Major disasters and emergencies in your area affect families and businesses. The Internal Revenue Service (IRS) offers special tax law provisions to help individuals and businesses recover financially from the impact of a disaster. In a [federally-declared disaster area](#), you can get a faster refund by filing an [amended return](#) and claiming disaster-related losses on your tax return for the previous year.

The IRS provides guidance for those affected by disasters, such as how to amend tax returns or file an extension.

You may also [contact the IRS](#) for more information on tax relief in disaster situations.

Contributors and Attributions

CC licensed content, Shared previously

- **Authored by:** USA.gov. **Located at:** <https://www.usa.gov/tax-benefits>. **License:** *Public Domain: No Known Copyright*

This page titled [7.6.2.4: Frequently Requested Tax Benefits](#) is shared under a [Public Domain](#) license and was authored, remixed, and/or curated by [Lumen Learning](#).

- [4.4: Frequently Requested Tax Benefits](#) by Lumen Learning is licensed [Public Domain](#).

7.6.2.5: Get Help with Your Taxes

Learn if you're eligible for free help with your tax returns.

What's on This Page

- [Free Income Tax Return Preparation Help](#)
- [Free Federal Tax Resources for Seniors and Retirees](#)
- [Tax Help for Individuals with Disabilities](#)

Free Income Tax Return Preparation Help

The [Internal Revenue Service \(IRS\)](#) provides free publications, forms, and tools to help all taxpayers fulfill their tax obligation:

- **Forms and Publications** – Get the most popular forms and instructions, or search for specific titles or product numbers. The IRS also offers forms and [publications for taxpayers with visual impairments](#).
- **Tools** – Find interactive forms, calculators, and other helpful tools.
- **Help and Resource Center** – Learn about the many free services and resources that the IRS offers to taxpayers.
- **Choose a Tax Preparer** – Get tips for finding a tax preparer with the credentials and experience to handle your tax needs. Learn how to file a complaint if your preparer has acted improperly.

Special Programs for Eligible Taxpayers

If you qualify, the following free tax return preparation programs are available:

- **Volunteer Income Tax Assistance (VITA)** – VITA offers free tax help to people who generally make \$54,000 or less; persons with disabilities; the elderly; and taxpayers with limited English. IRS-certified volunteers provide information about tax credits and prepare a basic tax return with electronic filing.
- **Tax Counseling for the Elderly (TCE)** – TCE offers free tax help to all taxpayers. They offer specialized help to those who are 60 years and older, and have pension or retirement questions. IRS-certified volunteers specialize in questions about pensions and retirement-related issues unique to seniors.

Contact the IRS

For more information, [contact the Internal Revenue Service](#).

Free Federal Tax Resources for Seniors and Retirees

The Internal Revenue Service (IRS) offers resources to answer your federal tax questions and address topics that matter to you.

- **Seniors and Retirees Page**—Find answers to federal tax related issues such as tax preparation and tax counseling, along with information to help you avoid common mistakes or tax related scams.
- **Tax Guide for Seniors**—Review the federal tax preparation guide for seniors.
- **Credits for the Elderly or Disabled**—Find out if you qualify for federal tax credits for the elderly.
- **Free Tax Preparation Services**—See if you qualify for the IRS's Volunteer Income Tax Assistance (VITA) program, which offers free federal tax return preparation for seniors. You can also locate the VITA center near you.
- **Frequently Asked Questions**—Visit the FAQs for seniors or retirees for answers to your federal tax questions.

For more information about federal tax resources, contact the [Internal Revenue Service](#). Contact your [state's tax department](#) to get information about state tax laws and resources.

Tax Help for Individuals with Disabilities

The Internal Revenue Service (IRS) offers tax assistance and resources for individuals with disabilities:

- Contact [your local IRS office](#) for more information on services available to people with disabilities.
- Sponsored by the IRS, the [Volunteer Income Tax Assistance \(VITA\)](#) program offers free tax help to persons with disabilities. Find a VITA site near you.
- Find tax forms and publications for people with disabilities at IRS.gov Accessibility. This resource contains a current list of accessible tax products available by download. If you prefer hardcopy Braille or large print, please call the IRS at 1-800-TAX-FORM (1-800-829-3676).

Contributors and Attributions

CC licensed content, Shared previously

- **Authored by:** USA.gov. **Located at:** <https://www.usa.gov/help-with-taxes>. **License:** *Public Domain: No Known Copyright*
-

This page titled [7.6.2.5: Get Help with Your Taxes](#) is shared under a [Public Domain](#) license and was authored, remixed, and/or curated by [Lumen Learning](#).

- [4.5: Get Help with Your Taxes](#) by Lumen Learning is licensed [Public Domain](#).

7.6.3: Credit Cards Auto Loans and Other Personal Debt

How Much Have Americans Borrowed?

Prior to the Pandemic (and the subsequent recession), household or consumer debt outstanding was at an all-time high.

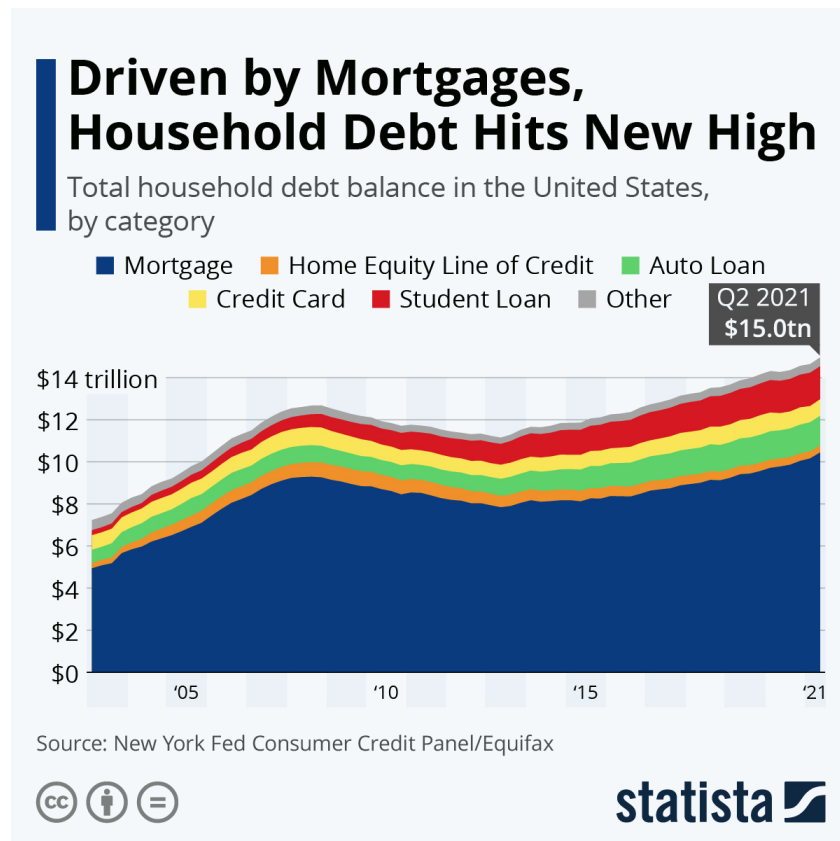


Figure 7.6.3.1: Household Debt Hits New High by Statista is used under a CC BY-ND 3.0 License.

The total amount of consumer credit outstanding at the end of the first quarter of 2020 was \$14.3 trillion. Of this amount, here are the types and amounts of the outstanding loans as of the end of Q1, 2020 (note that the Pandemic Recession began in February 2020, but the President's order to shut down restaurants, hotels, bars, etc. was March 16, 2020).

Household Debt and Credit Developments as of Q1 2020

CATEGORY	QUARTERLY CHANGE * (BILLIONS \$)	ANNUAL CHANGE** (BILLIONS \$)	TOTAL AS OF Q1 2020 (TRILLIONS \$)
MORTGAGE DEBT	(+) \$156	(+) \$469	\$9.71
HOME EQUITY LINE OF CREDIT	(-) \$4	(-) \$20	\$0.39
STUDENT DEBT	(+) \$27	(+) \$49	\$1.54
AUTO DEBT	(+) \$15	(+) \$66	\$1.35
CREDIT CARD DEBT	(-) \$34	(+) \$45	\$0.89
OTHER	(-) \$5	(+) \$23	\$0.43
TOTAL DEBT	(+) \$155	(+) \$632	\$14.30

*Change from Q4 2019 to Q1 2020

** Change from Q1 2019 to Q1 2020

Figure 7.6.3.2: Household Debt and Credit Developments as of Q1 2020 by Federal Reserve Bank of New York has no known copyright restrictions.

What Determines Interest Rates

As a practical matter, we need to divide interest rates into short-term interest rates—those where the principle must be repaid in one year or less—and long-term interest rates—those where the principle must be repaid over a period in excess of one year. Some short-term interest rates include credit cards, treasury bonds with maturity of less than one year, business or personal lines of credit, and corporate paper loans. Long-term interest rates include automobile loans, home mortgages, student loans, and home equity lines of credit.

Interest rates, both short- and long-term, are ultimately determined like any good or service; that is, by the laws of demand and supply. The equilibrium interest rate and equilibrium quantity of loans borrowed is determined by the intersection of demand for loans and supply of loans. The graph below calls the good we are examining financial capital. It is often also called the demand and supply of loanable funds or the demand for and supply of loans.

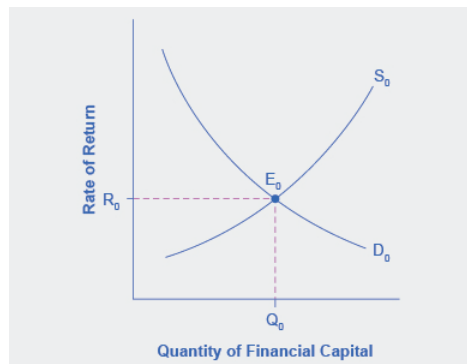


Figure 7.6.3.3: The United States as a Global Borrower Before and After U.S. Debt Uncertainty by Steven A. Greenlaw and David Shapiro is used under a CC BY 4.0 License.

We can see who creates the demand for loans and the supply of loans by using a simple model known as the circular flow of the economy. Households supply labor to firms and receive wages in return. Firms produce goods and services by using labor along

with the plants and equipment they own (physical capital), as well as natural resources and raw materials (sometimes called “land”). Firms then sell these goods and services to households (consumption spending). Households spend some of their disposable income and save some of it:

$$\text{Disposable Income} = \text{Consumption} + \text{Saving}$$

Households put their savings into banks or stocks or bonds, therefore:

$$\text{Savings} = \text{Investment}$$

The savings that households deposit in banks are the Supply of Loanable Funds.

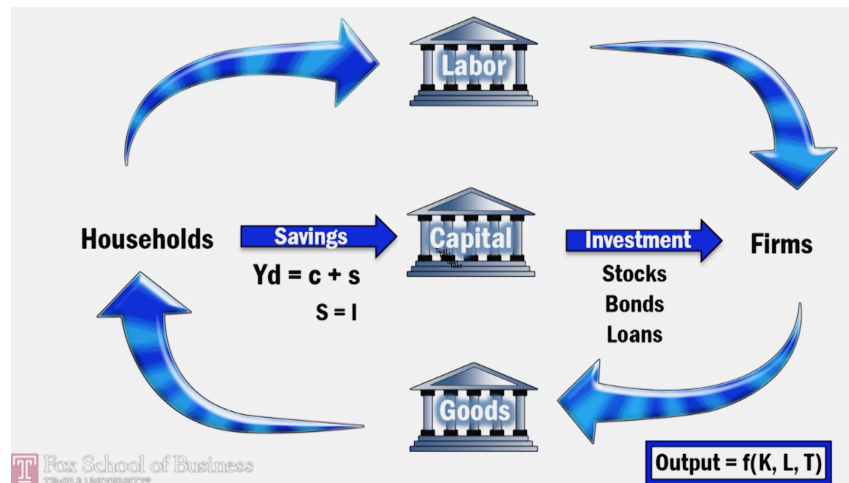


Figure 7.6.3.4: Market for Loanable Funds

Households supply Loanable Funds to banks through deposits. How much Loanable Funds households supply is determined by the price they will be paid for their savings (the interest rate) and other factors, such as how much income they make. Firms, households and the government demand Loanable Funds. The price of Loanable Funds and other factors, such as the state of the economy, determine how large the demand is. Banks are the intermediaries, who collect the deposits and lend them out to the borrowers, adding a markup, of course, to cover their overhead and to create a profit for their stockholders.

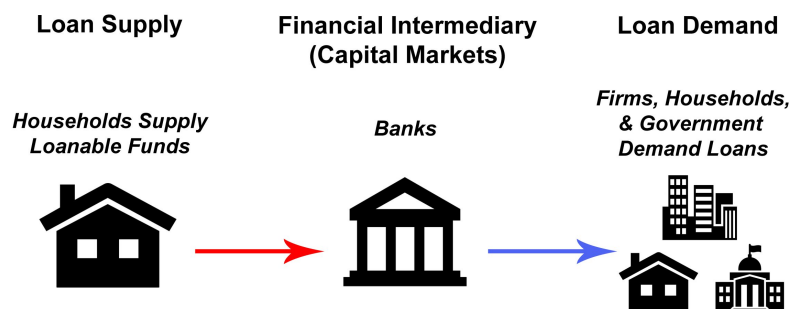


Figure 7.6.3.5: The Three-Sector Economy Model by North Broad Press adapts *Owning a Home, Bank Account, Government Building, and Ciudad* (by Ecelan) and is used under a CC BY-SA 4.0 License.

In general, financial intermediaries are in business to make a profit. While this is not true of credit unions, they still have to pay interest to their depositors, cover their workers’ wages, and fund overhead; they just do not have to make money above their expenses to pay to stockholders. In any case, financial intermediaries supply banking services. As a producer of banking services, we can characterize their production function like any other firm:

$$\text{Output} = f(K, L, T)$$

$$K = \text{PhysicalCapital}(\text{Plants, Equipment and Raw Materials})$$

$$L = \text{Labor}(\# \text{ of Employees or Annual Hours Worked})$$

$$T = \text{Technology}(\text{Level of Technology, e. g. handmade or automated})$$

For any firm, the definition of profit is:

$$\text{Profit} = \text{Total Revenue} - \text{Total Costs}$$

For financial intermediaries, their total revenue is the interest they earn on the loans they make plus some investment returns (usually Treasury Bonds). Their costs are the interest they pay their depositors, interest on Commercial Paper, physical capital expenses, and employee wages. Thus, a financial intermediary defines profit as such:

$$\text{Profit} = \text{Interest Earned on Loans} -$$

$$\text{Interest Paid on Deposits Cost of Plants and Equipment} - \text{Wages Paid to Employees}$$

To cover all its expenses, the financial intermediary must decide what breakeven interest rate it must charge on its loans. In order to understand this, we can think of interest rates as having three components:

1. A Risk Premium
2. Expected Inflation
3. The Time Value of Money

Let's imagine you are going to throw a party for all your friends. You have saved \$1,000 and have exactly enough money to buy 20 kegs at \$50.00 apiece. A couple weeks before the party, your best friend says his car broke down, and he really needs it for work. It will cost \$1,000 to fix it, and he asks you to lend him \$1,000.00 and promises to pay you back within one year with interest. Tough call, right? It is your best friend, of course, so you lend him the money for one year. But what interest rate should you charge? Let's examine the components.

First, you are giving up using your \$1,000 for the party (Consumption), and you deserve some interest payment. This is known as the time value of money. The time value of money over the long term has historically been 2 to 3% (a rate we have seen on long-term loans when there is no inflation).

Second, when you get the \$1,000 back, you want to still be able to buy 20 kegs of beer. If the cost of the kegs has inflated, you want the principal amount you lent to still be worth \$1,000, so you want the future or expected inflation rate to be applied to the principal. Let's say this is 2%.

Finally, there is a risk premium on top of all this. Let's say you expect your friend to only pay back 95% of the principal. You want to be made whole, so you charge this risk premium of 5% on top of the other two components. This part of the analogy does not work as well, but in real world banking, if you have \$1,000,00 in loans outstanding and historically 5% of the loans default, you have to get that 5% back first before you can start earning on your money. If we add these components all together, you would charge your friend 9% for a one year loan of \$1,000.

1. A Risk Premium: 5%
2. Expected Inflation: 2%
3. The Time Value of Money: 2%

Figuring this all out can be mentally exhausting, so financial intermediaries use a shortcut. U.S. Treasury Bonds are considered the safest investment in the world, so the U.S. is charged an interest rate that includes only the time value of money plus expected inflation. For example, let's say a ten-year U.S. Treasury Bond pays an annual interest of 4%. Since we know the time value of money is 2%, these must be the components of that 4% interest rate:

1. A Risk Premium: 0%
2. Expected Inflation: 2%
3. The Time Value of Money: 2%

As a short cut, financial intermediaries look at the market interest rate on the appropriate term length U.S. Treasury Bond and match it to a loan they are making with the same term length and add a risk premium. Let's look at the current rates for Treasury Bills, Treasury Notes and Treasury Bonds. The maturity of a Treasury obligation is its term; that is, when the principal amount will be paid back in full.

1. Treasury Bills mature in one year or less.
2. Treasury Notes mature in two to ten years.
3. Treasury Bonds mature in longer than ten years.

Table 7.6.3.1: Daily Treasury Yield Curve Rates (Treasury Bills and Bonds)

Date	1 Mo	2 Mo	3 Mo	6 Mo	1 Yr	2 Yr
8/7/20	0.08%	0.09%	0.10%	0.12%	0.14%	0.13%

Date	3 Yr	5 Yr	7 Yr	10 Yr	20 Yr	30 Yr
8/7/20	0.14%	0.23%	0.41%	0.57%	1.01%	1.23%t

Source: U.S. Treasury

These yields can be graphed into what is known as a yield curve. The yield curve will shift as the various rates change so there will be a new yield curve every day. Note that the longer the maturity of the Treasury Notes and Bonds, the higher the interest rate. To put it simply, the longer the maturity, the higher the expectation of a bigger inflation rate, thus the expected inflation component increases. Note that during the Pandemic Recession, the Federal Reserve Bank reduced short-term interest rates to effectively zero and reduced long-term interest rates to historical lows by buying Treasury Notes. For an example, see below for the historical rates on the bond market bellwether: the Ten-Year Treasury Note. (A bellwether is a leader or a leading indicator of a trend. The lead sheep of a flock has a bell around its neck and is called the bellwether.)

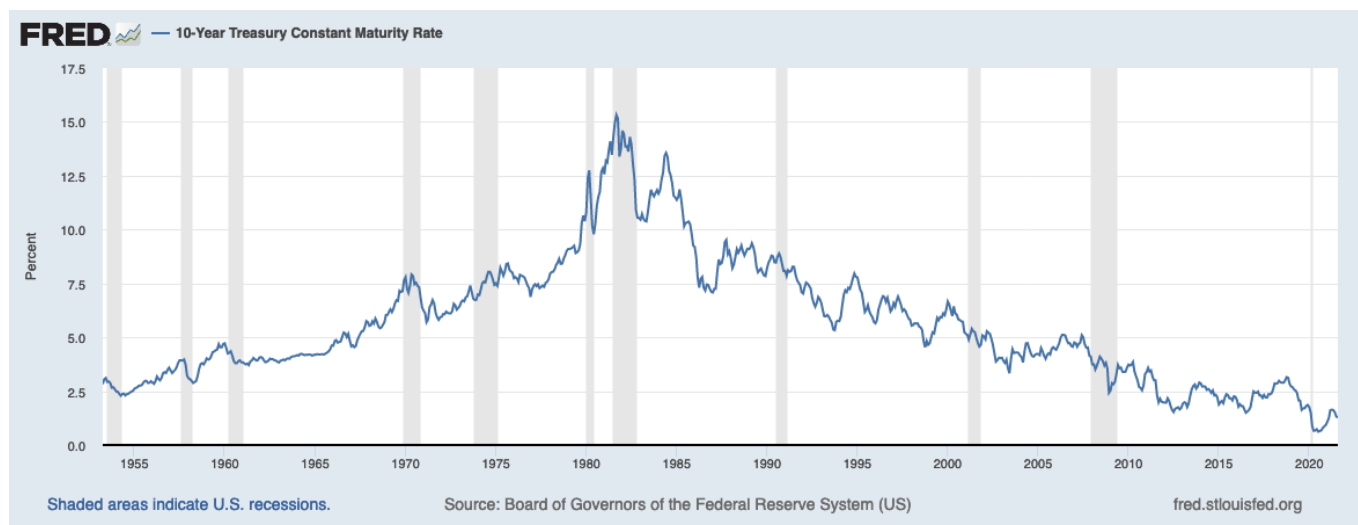


Figure 7.6.3.6: Board of Governors of the Federal Reserve System (US), 10-Year Treasury Constant Maturity Rate [GS10], retrieved from FRED, Federal Reserve Bank of St. Louis; October 1, 2021.

Looking back at setting interest rates, we can examine auto loans and mortgages to get a better idea of how this works. For an auto loan of 48 months, banks will take the 5-year Treasury Note and add a risk premium. For a 30-year mortgage, banks will take the 10-year Treasury Note and add a risk premium. By subtracting the corresponding Treasury Note rate to the auto loan or mortgage rate, we can calculate the risk premium. For example, this is how these rates looked as of August 7, 2020.

Table 7.6.3.2: Auto Loan and Mortgage Rates

Loan	Loan Rate	Treasury Note Rate	Risk Premium
Auto Loan (48 months)	4.27%	5 yr Note = 0.23%	4.04%
Home Mortgage (30 years)	3.08%	10 yr Note = 0.57%	2.51%

The risk premium added to the similar term length U.S. Treasury Bill or Bond often follows the default rate on that type of loan. This is because if, for example, 3% of your automobile loans are not paid back, you have to recover that 3% before you can earn any interest. Here are the historical delinquency rates on various loans (90 days overdue):

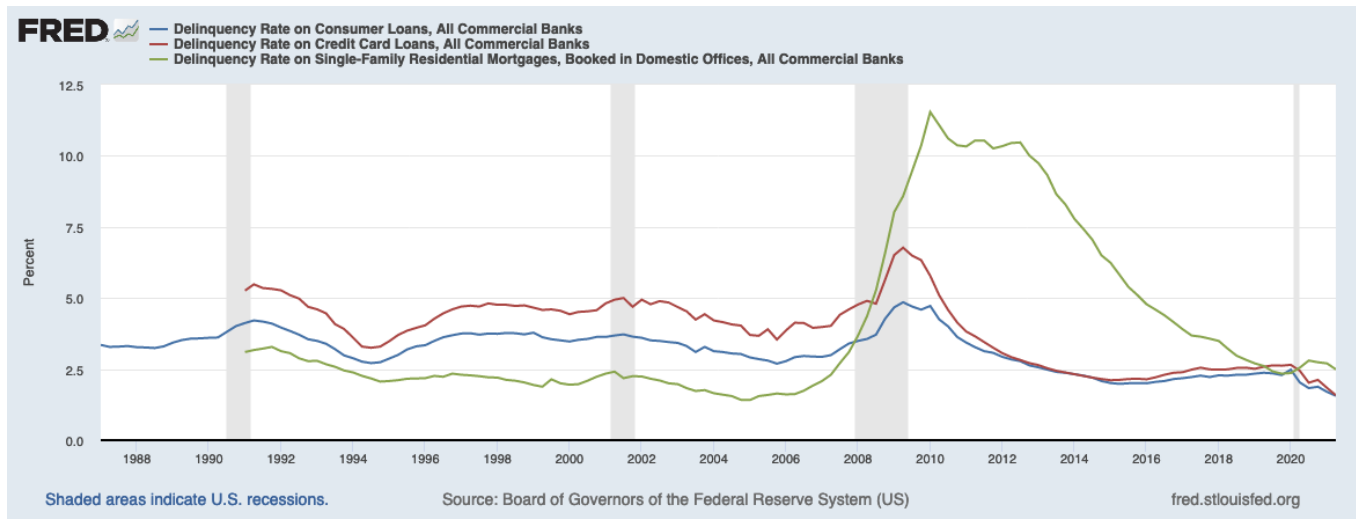


Figure 7.6.3.7: Board of Governors of the Federal Reserve System (US), Delinquency Rate on Consumer Loans, All Commercial Banks [DRCLACBS]; Delinquency Rate on Credit Card Loans, All Commercial Banks [DRCCLACBS]; Delinquency Rate on Single-Family Residential Mortgages, Booked in Domestic Offices, All Commercial Banks [DRSFRMACBS]; retrieved from FRED, Federal Reserve Bank of St. Louis; October 1, 2021.

Your Credit Score

The Fair-Isaac credit score (FICO) is the most popular credit score used by financial institutions and other firms interested in your financial stability. Its scale ranges from 300 to 850, and since most Americans have a score of 700 or above, people with that magic 700 (or higher) are considered prime credit risks. Your FICO score is made up of a weighted mix of your financial transaction history. Here are the weights (and their explanations).

Payment History (35%)

The first thing any lender wants to know is whether you have paid past credit accounts on time. This helps a lender figure out the amount of risk it will take when extending credit. This is the most important factor in a FICO Score. Be sure to keep your accounts in good standing to build a healthy history.

Amounts Owed (30%)

Having credit accounts and owing money on them does not necessarily mean you are a high-risk borrower with a low FICO Score. However, if you are using a lot of your available credit, this may indicate that you are overextended. Banks might interpret this to mean you are at a higher risk of defaulting.

Length Of Credit History (15%)

In general, a longer credit history will increase your FICO Scores. However, even people who have not been using credit for long may have high FICO Scores, depending on how the rest of their credit report looks. Your FICO Score will look at how long your credit accounts have been established, including the age of your oldest account, the age of your newest account, and an average age of all your accounts. It will also factor in how long specific credit accounts have been established and how long it has been since you used certain accounts.

Credit Mix (10%)

FICO Scores will consider your mix of credit cards, retail accounts, installment loans, finance company accounts, and mortgage loans. However, it is not necessary to have one of each.

New Credit (10%)

Research shows that opening several credit accounts in a short amount of time represents a greater risk, especially for people who do not have a long credit history. If you can avoid it, try not to open too many accounts too rapidly.

FICO is the leading credit scoring model. In 2006, the three major credit bureaus—TransUnion, Equifax, and Experian—joined forces to create VantageScore in order to compete with FICO. The VantageScore 3.0 is used mainly by the credit card and auto

sectors while the FICO score is used by the mortgage sector. The weights used by VantageScore 3.0 are similar to the weight of your FICO score. Here are a few facts about credit scores:

- Average FICO Score: 706
- Average VantageScore: 685
- Average U.S. Household Credit Card Balance: \$8,602
- Average Annual Percentage Rate on Credit Cards: 17%
- Amount of Time Adverse Info Stays on Your Credit Report: 7 years

Source: FICO, Vantage, Federal Reserve Bank, 2019

How to Get and Maintain a Good Credit Score

Your parents and acquaintances likely have a lot of advice on how to get and maintain a good credit score. Some of this advice is correct, but some of it is a myth.

In her 2019 article, “9 Myths About Credit Scores,” Demetria Gallegos presents a comprehensive overview of the do’s and don’ts of credit scores. Gallegos points out that with the near universal use of credit scores today by banks, landlords, employers, rental agencies, and others, your credit score represents more than the financial aspects of your life. Your credit score can be the key to a better standard of living. Gallegos debunks the common myths around credit scores; I have listed these below and included my commentary (Gallegos (2019)).

Myth: Checking My Credit Score Hurts My Credit Score.

There is a difference between a hard inquiry and a soft inquiry. A hard inquiry is when a bank checks your credit in order to evaluate whether they will extend a loan to you. A soft inquiry is an employer checking your credit as part of a background check on you or a utility company checking your FICO score to set up a new account. Each hard inquiry will drop your FICO score by a few points. Almost all soft inquiries will not. If you are simply checking on your credit score, there will be no loss of points. You can check your credit score for free on a number of websites, like Discover Credit Score, Credit Karma, or Mint.

Discover Credit Score is best in terms of data sharing and solicitation. If you just want to check your credit score, they do not share your info with any other credit card company or commercial enterprise. Credit Karma has the most comprehensive information available, providing a look at all of your outstanding credit and information reported to two of the three credit agencies. It also allows you to dispute a late report or other inaccurate information directly from their website. However, they do sell your info to credit card companies, and you will likely receive credit card solicitations. Mint is owned by the accounting and financial software company, Intuit, and is primarily a free personal budgeting site. You will need to sign up for the personal budget offering before you can enter the site.

Myth: If I Pay My Bills on Time, That is All I Need to Worry About.

All you have to do is look at the credit score components above to realize that paying your bills is not enough on its own. Pay attention to how much credit you have available and how much of your total credit is outstanding. As a rule of thumb, you should only have about 30% of your total credit limit outstanding. Try spreading your purchases among two or more credit cards. Call your credit card companies and ask for your credit limits to be increased. If you have good credit, the credit card companies will oblige you 80% or more of the time. This will immediately reduce the percentage of your outstanding credit.

Myth: Carrying a Balance on My Credit Card Helps Boost My Credit Score.

Carrying a balance will not help your credit score. In fact, if the balance is above 30%, it will hurt your credit score.) In addition, carrying a balance if you can afford to pay it off just costs you interest payments.

Myth: Closing an Old Credit Card with a High Interest Rate Will Help My Score.

Since the amount of outstanding credit in part determines your credit score, it is best to pay off high interest credit cards and leave them open. Do not cancel them unless they charge you an annual fee. If there is a fee involved, call the credit card company and ask them to substitute a card without a fee and ask to have the same credit card number.

Remember, the length of the credit extended helps your score. FICO ignores the closed account status and continues averaging the age of the closed account with your open accounts. Vantage, however, removes closed accounts (and your payment record) from its calculation, so you lose the value of positive payment on a past account. The best policy is to keep high interest credit cards open and use lower interest credit cards for purchases.

Myth: Opening a New Retail Credit Card Is Good for My Credit Score.

Retailers entice you with 0% interest and other incentives to open new credit cards. When you do, the average age of your credit gets younger, and you lose a few points from the inquiry. In addition, the interest rate from the retailer after the initial period is generally higher than the average interest rate on your other credit cards.

Myth: It Hurts My Credit Score to Comparison Shop for a Mortgage, Auto or Student Loan.

The credit rating models take comparison shopping into account. If the credit rating agencies see multiple hard inquiries around the same time, they will assume you are shopping around. However, there is a time limit on this. VantageScore bundles similar inquiries within 14 days into one hard inquiry. FICO has shopping periods of 14 to 45 days, depending on the type of credit. In any event, a good tip if you are buying a house is to wait till after closing to take on any new credit for furniture or appliances. This will assure the highest credit score as you go into closing.

Myth: The Older My Unpaid Debt, The More It Hurts Me.

Late payments, collections, foreclosures and Chapter 13 bankruptcies remain on your credit report and hurt your credit score for seven years. However, the older the credit problem, the less it affects your credit. So if you have an unfortunate event like a bankruptcy or foreclosure, stay current with any new or existing credit you are not delinquent on. As to collections, credit card companies aggressively pursue delinquent accounts for about two years. After that, they often sell the delinquent debt to collection agencies and take the debt off their books. If a legitimate collection company contacts you, you should try to make a deal to pay only part of the debt. Collection companies usually buy delinquent debt for 20% of its full value, so anything they collect over that is profit. The Consumer Financial Protection Bureau (CFPB) has established rights for you when dealing with collection companies. They cannot threaten or harass you. If they do, contact the CFPB.

If you have gone through a bad financial period, a good way to re-establish credit is to get a secured credit card. With this type of card, you deposit money into your financial institution and spend up to that preset limit. If you pay off the charges each month, your credit score will improve, and in about a year (maybe less), you can likely get a regular credit card again.

Myth: Selecting “Credit” While Using Your Debit Card for a Purchase Is Good for My Credit Score.

There is no effect at all on your credit score if you select “credit” when using a debit card. However, you should be sure that your financial institution does not charge any fees for debit transactions.

Myth: Credit Reports Are Accurate.

Credit reporting firms make mistakes. An incorrect score could come from something as simple as someone who shares your name being put on your report; it could also be the result of a criminal stealing your identity and taking out credit cards in your name. Experts advise each of us to check our credit reports every four months. The most effective way to do this is to take advantage of the free credit reports to which every consumer is entitled. You are entitled to one free credit report each year from each of the three credit-reporting companies (Trans-Union, Experian, and Equifax).

Order a credit report every four months but order the report from a different one of the three credit-reporting companies each time. That will give you three free reports each year spaced out every four months. You can also monitor your credit through Credit Karma. It is free and alerts you if there is a significant change in your credit score or if there is a hard inquiry.

Pay for Deletion

Finally, if you are seriously delinquent on a credit card, you can try a discussion called pay for deletion. Since the financial institution will have to sell the debt for 20% of its face value to a collection company once they write off the debt, the collection specialist at the financial institution (before it gets sold to a collection company) will be willing to make a deal. Offer them 30% or 40% of the outstanding balance with the agreement that he/she will delete the negative reporting from the credit agencies report.

Credit Rating Agencies

The three major credit rating bureaus in the United States are Experian, Equifax, and TransUnion. These agencies pay financial institutions to send them your credit data every month, including credit limits, the amount of utilized credit, and your payment history. The credit agencies use this to calculate your credit score and sell these reports to banks, credit unions, landlords, auto finance companies, and even potential employers. Unfortunately, these credit scores have become the be-all and end-all of your ability to get a loan or a credit card, not to mention the interest rate you will pay for that loan or credit card.

As was stated earlier, a FICO score of 700 or higher is golden. In 2019 67% of Americans had a FICO score of 670 or higher. The majority of Americans have a FICO score of good or better. Banks often see a FICO score of 700 or better as the “sweet spot” for them to extend credit at a reasonable interest rate. This does not mean that you cannot get a credit card or an auto loan if you have a score less than 700, but you will pay a higher interest rate, so it is worth aiming for. Your FICO score will improve if you use only 30% or less of your credit limits, so having more credit cards but not using them improves your score. That means you should get credit cards but do not use them.

The financial institutions used to report on your financial activity to the credit scoring agencies at the end of each month, but now they seem to be reporting weekly or even daily, so check Credit Karma at least every two weeks. It will give you a good sense of how credit scores fluctuate based on your activity. Most importantly, you should immediately report any errors. You can do this for free on the Credit Karma website.

Good and Bad Debt

Certain assets are worth borrowing money for. We can call these investments. Borrowing to go to college, to purchase a house, or to buy an automobile are all investments; these are good debt. A house is an investment because it will appreciate in value and will save you rent, while education is an investment because it will lead to a better job and higher income. An automobile is an investment because you will likely need one to commute to your job.

Bad debt is borrowing for consumption. Do not borrow on a credit card unless you can pay it off at the end of the month. You do not really need that 55-inch TV; you can buy it if you have the money to buy it, but do not finance it with a credit card. Of course, if you are unemployed and need to use your credit card to buy food, that is another matter. In that case, the hopeful outcome will be that you will find a new job and the credit card debt will just be temporary.

Credit Cards Are Addictive

The nature and structure of the human brain makes it difficult to not run up credit card debt. Our brain almost automatically compares cost to benefit when we are considering a purchase; however, benefits are evaluated in a different part of the brain than costs. The reward center of the brain, the ventral striatum, activates in response to the item we want. The prospect of getting that item feels good. On the other hand, the insula, the area of the brain that evaluates pain and expected loss, reacts to actually having to pay for the product. Using a credit card to purchase something, whether we need it or not, gives us a sudden rush of instant gratification. However, we do not feel the pain of having to pay for it until the credit card bill arrives.

Credit cards are addictive because they hijack the ventral striatum (part of the dopamine system) which gives us the pleasure of buying something we want. On top of this, at least eight percent of men and women are addicted to shopping, only further triggering the potent addiction mechanism of credit cards.

How to Use Credit Cards Wisely

We all need credit cards. We need them to pay for airplane tickets, hotels, and things we order online. Also, having a large credit limit but using very little of it will increase your FICO Score. However, here is my best advice. Only buy something with a credit card that you can pay off at the end of the month when your credit card bill arrives. It is as simple as that!

Credit Card Providers and the Games They Play

Credit card providers begin their games with enormous marketing efforts. Credit card providers either email or snail mail over two billion new offers for credit cards per year in the United States. Given that there are 159,000,000 individuals employed in the U.S. (and presumably able to pay a credit card bill), this corresponds to six new credit card offers each year for each employed person.

Second, the fees for late payment or exceeding your credit limit are exorbitant, ranging from \$30 to \$41. According to the Consumer Financial Protection Bureau, credit card companies raked in \$12 billion in late fees in 2020, when millions of workers were laid off. Consumers with subprime credit cards and private-label store cards are particularly susceptible, especially in relation to their credit limits. The report also highlights that consumers living in low-income and majority-Black communities are disproportionately impacted by credit card late fees.

Third, the offers of 0% “introductory” interest for a period of time is not really 0% interest. The credit card companies charge you a 3% to 5% “processing fee,” which covers their cost of funds, and then the rate jumps to 15% to 25% when the period is up.

Finally, Visa and Mastercard are virtual duopolies in their marketplace. A duopoly is a market that has only two competitors in it. These credit cards have the overwhelming majority of market share and their above-normal profits are evidence monopolistic

behavior.

Auto Loans and Leases

Taking out a loan to buy an automobile is good debt. If you live in America's suburban sprawl, you typically need a car to travel to work. Purchasing an automobile is a big event in most people's lives, so try to get advice from a parent or friend who has experience in that area. An automobile is, in economist's jargon, a durable good, a good that lasts over three years. The price to consider when purchasing a durable good is the user cost. The user cost of a car is the total monthly (or annual) cost of financing and operating the vehicle. Specifically, these are the costs you need to investigate:

- The annual finance payment
- The annual fuel cost
- The annual maintenance cost
- The annual insurance costs
- The annual replacement costs of tires, etc. (most important when a car is over 3 years old)
- The trade-in value

These costs can vary significantly among various makes and models of cars. The largest component of your user cost is the financing. Interest rates for automobile purchases will vary with the market interest rate and generally track the 5-year U.S. Treasury Bill, plus a risk premium. According to The Wall Street Journal, as of August, 2021, the average rate on a 48 month new car loan nationwide was 4.06%. Based on this, we can determine the annual user cost of a \$30,000 car:

Table 7.6.3.3. Annual User Cost of a \$30,000 Car

Annual Finance Costs	\$8,148	(\$679 per month)
Annual Insurance	\$1,134	
Annual Fuel Costs	\$2,392	(16,000 miles per year at \$2.99/ gallon)
First Year Maintenance	\$500	(Oil change and tire rotation)
TOTAL	\$12,174	

The financing rate varies significantly with market interest rates, and often the auto manufacturer will give lower rates in order to sell specific models. Be sure to ask for a dealer quote on financing your car. You can use an auto loan calculator to figure out your monthly finance costs.

A common saying in the auto industry is that your new car is worth 25% less the minute you drive it off the dealer's lot. In actuality, your car's value decreases around 20% to 30% by the end of the first year. From years two to six, depreciation ranges from 15% to 18% per year, according to recent data from Kelley Blue Book, which tracks new and used-car pricing. As a rule of thumb, in five years, cars lose 60% or more of their initial value. However, this can vary widely among makes and models, so it is worthwhile to investigate to what extent your chosen vehicle keeps its value. Remember that you will never recoup the cost of premium customization you may buy on your new car. Special models, expensive wheels, or deluxe sound systems will not increase the trade-in value of your car. Essentially, this money you are throwing away.

Unfortunately, 2021 was a bad year to buy a new or used vehicle. As we exited the Pandemic Recession, the demand for new automobiles increased while at the same time there were serious supply shortages of the computer chips that run everything in today's sophisticated cars. In addition, the prices of used cars increased 40% over the year 2020. However, this inflation in auto prices should be temporary, so here are some ways to minimize your user cost when buying a car in years like 2021.

1. Finance your purchase through a credit union. For example, I have seen rates between 1% and 2% on new auto loans at Pentagon Federal Credit Union.
2. Finance your loan over 60 months in order to bring down your monthly payments.
3. Do not load your car up with customizations.
4. Buy a used car with a warranty instead of a new car.

You should first establish a monthly budget, keeping in mind the user costs. Then make a list of the few cars that will fit that budget. Drive the three cars that fit your budget and choose the one your gut tells you that you like the most. That way you will be happy with the purchase.

As an economist, I recommend leasing your car instead of purchasing it. Leasing is just another method of financing your car purchase, with a number of added benefits. Leasing significantly reduces your monthly payment, helping your cash flow. When you purchase a vehicle outright, you pay interest on the amount you borrow. You also have to pay off (or amortize) the entire cost of the vehicle over the term of the loan (typically 4 to 7 years). When you lease a vehicle, you pay interest on the amount you borrow, but you only have to amortize the difference between the purchase price and the vehicle's residual value. Here is an example of a purchase vs. lease monthly payment:

Purchase

- Price: \$32,000
- Loan: \$30,000
- Interest rate: 4%
- Term: 48 months
- Monthly Payment: \$677.00

Lease

- Price: \$32,000
- Loan: \$30,000
- Interest rate: 4%
- Term: 36 months (almost all leases are for 36 or 39 months)
- Monthly Payment: \$535.00

When you purchase a car, you must pay sales tax up front. Not all states have sales taxes, but in Pennsylvania, for example, where the sales tax is 6%, this would be \$1,920. For a lease, you only pay sales tax on the lease payment every month. You can purchase the car or truck at the end of the lease for the residual value, or you can just turn the vehicle in and lease another new vehicle.

What to Do if You Fall Behind

Communicate with your lender if you are having any difficulty in making your vehicle payment, whether you are purchasing or leasing. Often, there are programs to assist you. For example, during the pandemic, Citibank allowed auto loan customers to skip up to three payments. You may also get a cheaper rate. The important thing is to call your lender the first time you are going to miss a payment, before you go into default. Default happens when you are 90 days delinquent on a loan payment. Here is the delinquency rate of credit card debt compared to other types of debt. Note that student loans have the highest delinquency rate of all types of debt.

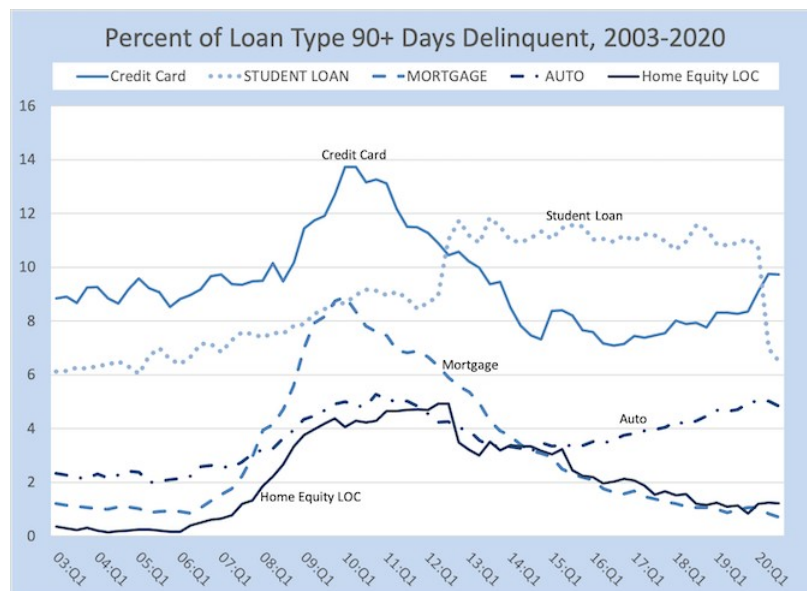


Figure 7.6.3.8: Percent of Balance 90+ Days Delinquent by Loan Type by Fred Rowland is used under a CC BY-NC 4.0 License. Source: Federal Reserve Bank of New York (11/2020).

Personal Loans

It is always a good idea to establish a line of credit, a type of personal loan, with your lenders. Establish a line of credit that covers you if you overdraw the checking account. This way you will avoid any overdraft fees. Revisit this line of credit at least once per year. If your payments have been on time, ask to increase the line of credit. Of course, do not borrow money unless you really need to, but it is good to have a line of credit available for emergencies. Also, your FICO score is based in part on your credit limit and how much of that limit you are using. By increasing your line of credit but not using it, you can improve your FICO score.

Personal loans without collateral to secure them will have a higher interest rate associated with them. However, personal loans are much cheaper than borrowing on your credit card, which is another reason that a line of credit is valuable.

Pay off the Debt With the Highest Interest First

Benjamin Franklin said, “A penny saved is a penny earned.” This is also true of debt. While you might try your best to avoid it, you still can end up with credit card or personal loan debt. Your personal debt will most likely have an interest rate of 9% or above. This is unsecured debt: debt with no asset like a car or house that can be repossessed. Secured debt, like an auto loan, mortgage, or student loan, will have an interest rate under 9%. Be sure to cover your monthly payments so you can maintain your credit rating, but if you have some money left over, make payments on your credit cards and personal loans first.

Identity Theft

There are plenty of criminals out there trying to steal your identity and use it to commit fraud. The internet has made it both much easier to do so and much harder to catch these criminals. Given this serious risk, here are some of the things you should not do:

- Never give out your internet password. Not even your internet provider will ask for it.
- Never give out your social security number. Even your bank or credit union will only ask for the last four digits to use for account access.
- Never give out personal information to someone calling you. If it is someone you do not know, ask for a phone number and say you will call them back.

If you have been the victim of identity theft, the Federal Trade Commission says this is what you should do:

1. Call the companies where you know fraud occurred and speak with their fraud department.
2. Place a fraud alert and get your credit reports. Place a free, one-year fraud alert by contacting one of the three credit bureaus.
3. Report identity theft to the FTC.

After this, you will need to try to recover from the identity theft.

1. Close any new accounts opened with your stolen identity.
2. Call your accounts and get them to remove any bogus charges.
3. Call the credit bureaus and correct your reports.
4. Consider a freeze on all your accounts and credit cards. Open new ones.
5. Check your credit reports each month.

The Last Resort: Bankruptcy

If you cannot get accommodation or your debt is just too high to work out from under, the last resort is bankruptcy. Keep in mind, however, that it will not discharge your student debt. Ask someone you know to be informed for a good bankruptcy attorney or look up legal aid. Do not think that bankruptcy is a stigma. Plenty of people have declared bankruptcy, recovered and become successful.

7.6.3: Credit Cards Auto Loans and Other Personal Debt is shared under a [not declared](#) license and was authored, remixed, and/or curated by Donald T. Wargo, Temple University.

7.6.4: Banks and Financial Institutions

Different Types of Financial Institutions

Financial innovation describes the changes in the types of institutions or services offered in the financial marketplace. Here are some financial innovations that have occurred recently:

- The expansion of insurance companies into banking (e.g., Travelers Insurance merged with Citibank to form Citicorp)
- The expansion of automated teller machines
- The invention of online payment systems (e.g., Paypal, Apple Pay, etc.)
- The expansion of investment banks into commercial banking (e.g., Goldman Sachs now offers checking accounts and other services.)
- The creation of completely online banks (e.g., SoFi) and completely online insurance companies (e.g., bestow.com)

As we discussed before, depository institutions are known as financial intermediaries. They accept deposits on which they pay interest and make loans on which they charge higher interest, making a profit on the difference. The loans they make include credit cards, mortgage loans, personal loans, and business loans. All are set at different interest rates.

The difference between the average aggregate rate financial intermediaries pay on their total deposits and the average aggregate rate they charge on their total portfolio of loans is called the net interest margin. This must be enough to pay for the overhead plus make a profit for their stockholders. The net interest margin can vary, so here is a snapshot going all the way back to the 1980's:

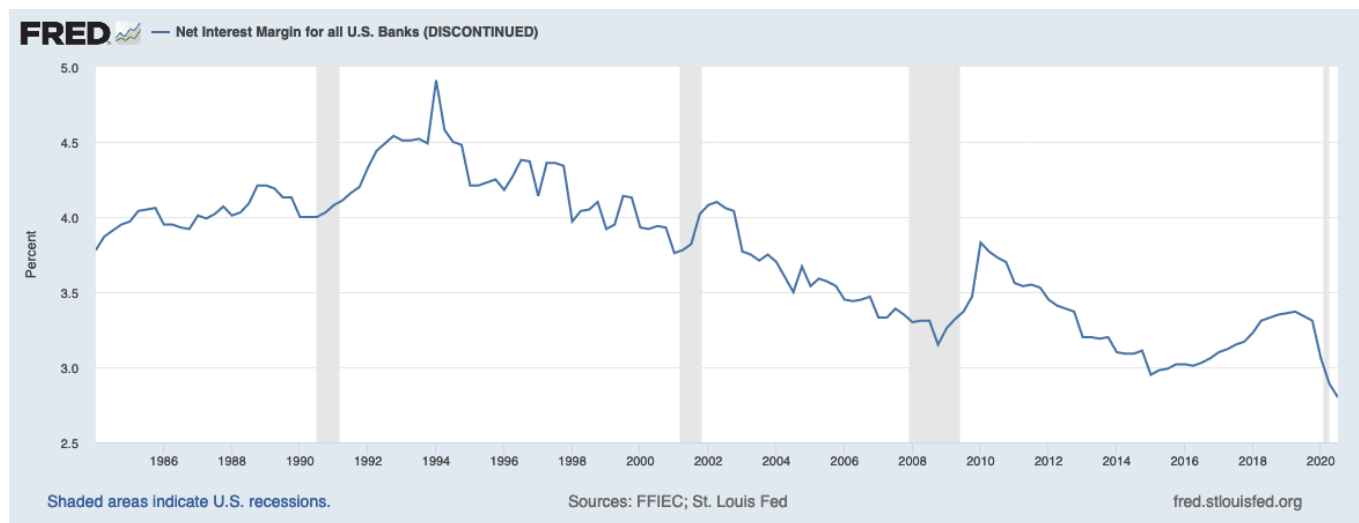


Figure 7.6.4.1: Federal Financial Institutions Examination Council (US) and Federal Reserve Bank of St. Louis, Net Interest Margin for all U.S. Banks (DISCONTINUED) [USNM], retrieved from FRED, Federal Reserve Bank of St. Louis; September 30, 2021.

Note that there is a lower limit to the net interest margin, and this gives us an insight into the business banking model. If the net interest margin for a bank gets significantly below 3%, the bank will likely be unable to meet its overhead costs, putting it into serious financial trouble. Similarly, according to the National Credit Union Administration, the net interest margin on credit unions have also been running about 3% for the last decade.

The **prime rate**, or the rate that banks give to their most creditworthy customers, is always exactly 3% above the Federal Funds Rate. Of course, most commercial bank customers do not get the prime rate on their loans, but it is the benchmark against which commercial loans are priced. Most customers pay 1% to 2% above prime on their short-term loans.

Commercial Banks

Commercial banks accept deposits into checking and savings accounts. They use these deposits to make business, personal, and auto loans, as well as issue credit cards and mortgages. These banks also borrow money in the Commercial Paper Market and lend this out at higher rates. Commercial paper is short term loans, secured by promissory notes (essentially I.O.U.s), with terms typically 30 to 180 days. There is a huge market for borrowing via commercial paper from banks. The current outstanding amount

of commercial paper in the U.S. is about \$1.1 trillion. With an average term length of 30 days, banks must reborrow the money every 30 days.

Commercial banks receive a charter from the Federal Reserve Bank that gives them permission to operate. However, they must follow the rules of the Fed and remain solvent. The Fed audits commercial banks regularly and can revoke a charter if a bank is insolvent or engages in prohibited behavior. All deposits in commercial banks are insured by the Federal Deposit Insurance Corporation (FDIC) up to \$250,000 per account. The FDIC is a government sponsored insurance company that charges premiums to commercial banks. If a bank becomes insolvent, the FDIC will usually sweep in on a Friday after close of business, seize the bank, fire the officers, and immediately call the customers to let them know their deposits are insured and therefore safe. Usually, the FDIC will then sell the assets to a solvent bank.

Savings Institutions

Savings institutions or savings banks accept deposits and provide personal and auto loans, as well as issue credit cards and mortgages. They tend to focus less on commercial loans than commercial banks. As with commercial banks, deposits are insured by the FDIC up to \$250,000 per account.

Prior to 1980, savings institutions were legally limited to only offering checking and savings accounts, and their lending was restricted to mortgages. Following World War II, they paid 3% on deposits and lent mortgages at 6%. Then in 1979, Paul Volker, chair of the Federal Reserve Bank, raised short-term interest rates to 17% to control excessively high inflation. This rate stayed high for years, going up to 19% in 1980 and 1981. This caused disintermediation at the savings institutions, causing them to raise the rate to 8% on savings accounts in order to stay competitive. However, most of their money was already lent out at 6% for thirty-year mortgages. This was a recipe for bankruptcy.

The U.S. Government had to bail out the industry, costing taxpayers about \$100 billion (though this now seems like a bargain compared to the massive bailout during The Great Recession). In 1980, there were more than 4,500 savings institutions insured through federal or state government programs. As of December 2017, FDIC data reveals that only 752 remained.

Credit Unions

Credit unions are non-profit institutions, and as a depositor, you are a part owner. Like a commercial bank, credit unions offer checking and savings accounts and certificates of deposit. They also offer auto and personal loans, and they issue credit cards and mortgages. Instead of the FDIC, your deposits are insured up to \$250,000 per account by a similar organization, the National Credit Union Administration (NCUA). The NCUA is also responsible for issuing charters to credit unions.

As mentioned before, credit unions tend to have lower fees and better interest rates on savings accounts and loans since they do not have to generate profits. Most people use their local credit union for car purchases because the rate is normally lower than what is offered by dealers and commercial banks. Credit unions are also an excellent place to apply for a mortgage. Despite all of this, it is worth noting that commercial banks' mobile apps and online technology tend to be more advanced.

According to the NCUA, as of 2019, there were 5,335 federally insured credit unions with 117.3 million members. At the same time, there were 5,177 commercial banks and savings institutions. So, the number credit unions and the number of commercial banks in the U.S. are approximately equal. Almost half of all U.S. adults are members of a credit union.

Finance Companies

Finance companies are non-depository financial institutions that provide personal loans and financing, as well as issue credit cards. These companies lend to individuals who have trouble borrowing from sources such as banks and credit unions, thus they charge higher interest rates and are often ruthless in foreclosing on a defaulted loan. Because of this, you should avoid finance companies.

Securities Firms

Securities firms, such as Goldman Sachs, do Wall Street work. They sell new issues of stocks and bonds for companies that want to raise money. They also advise companies on mergers and acquisitions. For this work, they earn millions of dollars in fees.

Securities firms also provide stock brokerage services to individuals. In order to buy and sell stocks, you must hold a membership on the stock exchanges, so individuals need to go through brokers. Since there is so much competition for customers, securities firms have reduced the cost for trading stocks to zero, leading to an explosion of amateur stock pickers. We will discuss investing at length in a later chapter.

Insurance Companies

Traditionally, insurance companies have sold automobile, homeowners, and health insurance, as well as annuities. However, about a decade ago, insurance companies entered personal wealth management, charging fees typically equal to 1% of the assets under management. Many insurance companies like Lincoln Financial and Prudential have aggressively sought this business since it is risk free and quite lucrative. We will discuss insurance in more depth in a later chapter.

Investment Companies

Investment companies, such as Vanguard and Fidelity Wealth Management, invest other peoples' money in mutual funds. We will discuss this more later, but Vanguard's invention of low cost mutual index funds has brought fees down dramatically. Historically, investment advisors charged fees of 1% of the value of your assets to manage your investments. Now, the average mutual fund fee at Vanguard (and others) is one-tenth of 1%.

Financial Conglomerates

Many financial institutions combine some or all services listed above. For example, Citicorp was created by the merger of Travelers Insurance Company and Citibank, so its activities include almost all of the above. Also, Goldman Sachs, a securities firm, is now entering retail banking.

Payday Lenders

Avoid payday lenders at all costs. Their main function is to advance money to people waiting for a paycheck. The fees they charge are exorbitant, and they usually prey on low-income people.

Banks Are Not Your Friends

Banks have shareholders and are motivated by profit. They run advertisements that implicitly say they will be your best friend and help you achieve your financial goals. However, this is just not true. They are interested in maximizing their profits, and this can come in conflict with your goals. Banks charge higher fees, pay lower interest on savings deposits, and charge higher interest rates on loans. Also, one of the biggest sources of income for banks is what they term in their financial statements as **non-interest income**. This income includes a number of charges, like ATM fees, overdraft fees, and late fees. ATM fees, for example, average \$2.97 per transaction in the U.S. On top of that, if you go to an ATM not operated by your bank, you can be charged an additional fee, averaging \$1.72 nationally.

Typically, overdraft fees are \$35 or higher. In 2017, commercial banks charged \$34 billion in overdraft fees. These fees came from only 9% of their customers, almost exclusively low-income. Additionally, if the overdraft is not corrected right away, the bank will continue to charge fees until the account balance runs down to zero; they will then will close the account. Since the bank is already earning profits from interest they charge on loans, the overdraft fees are pure profit.

Many commercial banks sell their mortgages to Fannie Mae and Freddie Mac, so they must conform exactly to the rules of these institutions. Your mortgage could end up being owned by anybody. A credit union might be a better choice. They will keep all or most of their mortgages, so they are more flexible on their requirements. If you do not have perfect credit, a credit union is more likely to give you a mortgage than a commercial bank.

Financial Services Offered by Banks and Credit Unions

Checking Accounts

Financial intermediaries all offer checking accounts. They typically do not pay interest on checking accounts, but some commercial banks charge a fee if the account does not hold a minimum amount of money or has no activity. Some commercial banks charge you \$2.00 or more if you request a paper account summary each month. Commercial banks might also offer fee-free checking accounts for students, but as soon as you graduate, they put the standard fee structure in place. As a rule, credit unions do not charge you fees on checking accounts.

Ideally, you only need to keep money in your checking account to pay bills. Any extra money should be in a savings account. Arrange a "sweep" of your checking account at a certain time each month. A "sweep" is a banking term that means your financial institution will transfer any excess money from your checking account into your savings account, where it will earn interest.

Some securities firms, like Charles Schwab and Goldman Sachs, also offer checking accounts. These firms are insured by the FDIC for up to \$250,000 per account. They often will pay interest on checking because they will invest your balance in money market funds. They both are insured by the FDIC up to \$250,000 per account. The idea is to have one-stop shopping for banking and stock or mutual fund investing.

Saving Accounts

Savings accounts are where you should transfer any money that you do not need to cover daily expenses. Savings accounts pay interest, but the interest paid is very close to the federal funds rate. The federal funds rate is now 0% to .25%, so savings accounts pay about .5%. This is better than nothing. When you join a credit union, you automatically get a checking and a savings account. I have explained above how to use these to create a budgeting vehicle to nudge you to save each month.

Credit Cards

All financial intermediaries offer credit cards. They will be lending you their own funds but will contract with VISA or Mastercard to do the billing and collecting. I have an entire chapter on credit cards, so I refer you to that. However, allow me to repeat the cardinal rule for credit cards: only use credit for a purchase if you can pay it off completely at the end of each month.

Safety Deposit Boxes

Commercial banks and credit unions offer safety deposit boxes for rent at their branches. These offer security for important papers like auto titles and house deeds and valuable jewelry. They are completely confidential.

ATMs

Commercial banks and credit unions have automated teller machines at their branches for cash withdrawals. You need to be aware of what fees these charge. Commercial banks will charge a fee for withdrawing cash, but credit unions usually do not. In addition, if you withdraw money at an ATM at a convenience store, you will pay an additional fee on top of the bank's fee. This could add up to \$4.00 or more to withdraw cash. However, certain retailers like grocery stores will allow you to withdraw cash without fees.

Cashier's Checks

Certain legal transactions, such as your payments at closing on a house, require a cashier's check, also called a "bank check." A cashier's check is a guarantee to the receiver of the check that your account will have money to cash it. When you ask the financial intermediary to issue a cashier's check for a certain amount (assuming you have the money in your account), the intermediary will put a hold on the corresponding amount and issue a check under the bank's name.

Why Banks Want You to Sign Up for Electronic Bill Payment

About a decade ago, there was a huge push by commercial banks for all their customers to sign up for electronic bill pay. A study done by the Banking Trade Association found that if a customer signed up for electronic bill pay, it was so difficult to change all the data that 95% never left the bank. Thus, the bank could continue to charge higher fees and the customers would not leave. If you are currently at a commercial bank, do not sign up for electronic bill paying. Switch to a credit union right away. If or when you are at a credit union, it is a very good idea to sign up for electronic bill pay, since it is so convenient.

Who Regulates Banks and Credit Unions

The Federal Reserve Banks supervise and regulate commercial banks, and the FDIC insures their deposits. In certain states, old laws say that a Comptroller of the Currency regulates banks, but with all banks being insured by the FDIC, the same regulatory rules apply. The NCUA regulates and insures credit unions, ensuring that all credit unions have to abide by the same rules.

How Interest Rates on Deposits and Loans Are Determined

The federal funds rate is the rate that banks regulated by the Federal Reserve charge each other for overnight loans. The federal funds rate is set by the Fed as its principal tool of Monetary Policy, and it becomes the "wholesale cost of money" for commercial banks. In 2020, due to the Pandemic Recession, the Federal Reserve reduced the funds rate to 0-.25%. This essentially means that commercial banks can borrow in the short-term money markets at 0% to .25%. It therefore causes savings rates offered by the commercial banks to be about the same. Commercial banks then will pay their depositors the same interest that other banks will charge them to borrow money.

Supply and Demand of Funds

The familiar law of supply and demand also applies to money and credit. If there is a lot of demand for money or credit relative to supply, interest rates rise and vice versa. However, the Federal Reserve Bank creates all the money, and it is their job to maintain moderate interest rates so economic actors can easily borrow money and keep the economy moving. In times of recessions or credit liquidity squeezes (not enough money supply to satisfy demand), the Fed injects money into the banking system to bring down interest rates. As I said above, in 2020, the Fed injected enough money to essentially bring interest rates down to 0%.

Bank Runs and Financial Crises

In economics, moral hazard can exist when a party to a contract can take risks without having to suffer consequences. It can also be characterized as cleaning up another's mistakes so they do not have to live with the negative consequences of their actions and so will make the same mistake over and over. As a perfect example, in the Great Recession, every major bank in the U.S. (with the exception of J.P Morgan) became insolvent. The Federal Reserve Bank bailed them all out. Since that bailout, the major banks know that they are "too big to fail," so they will continue to take big risks in the future. This is a prime example of moral hazard.

In the Great Depression, thousands of banks went bankrupt, and people lost their deposits. There were runs on the banks, but the money was gone. That is the reason the FDIC was established, to stop runs on the banks. It guarantees deposits up to \$250,000 per account. Unfortunately, financial crises are cyclical and with the Fed bailouts essentially encouraging moral hazard, bank failures will be cyclical also. When there is a financial crisis, a higher number of borrowers default on loans, banks become insolvent, and the FDIC or the NCUA has to take them over and make the depositors whole.

7.6.4: [Banks and Financial Institutions](#) is shared under a [not declared](#) license and was authored, remixed, and/or curated by Donald T. Wargo, Temple University.

CHAPTER OVERVIEW

8: Consumer Strategies

This chapter discusses purchasing decisions, starting with recurring consumption, and then explores the details of a car purchase - a more significant and longer-term purchase both in terms of its use and financing.

[8.1: Introduction](#)

[8.2: Consumer Purchases](#)

[8.3: A Major Purchase- Buying a Car](#)

This page titled [8: Consumer Strategies](#) is shared under a [CC BY-NC-SA 3.0](#) license and was authored, remixed, and/or curated by [Anonymous](#) via [source content](#) that was edited to the style and standards of the LibreTexts platform.

8.1: Introduction

Reva, Jose, and Lihn are all students at the local state college. All are living at home to save money while in school, and all are working at least one job to pay tuition. Between their paychecks and financial aid, they can get by, but not by much.

Living in a city with public transportation, none of them needs a car, but Reva keeps an old beater in her dad's garage. The ace of her tech classes in high school, Reva loves to get under the hood.

Jose loves nothing more than to get lost in the world of games; he is hoping that his degree in digital media will lead to a career developing games and applications for a growing market. Whenever he can, he upgrades his laptop and smartphone with the latest killer “apps.”

Lihn is hoping to go into business as a fashion designer and is getting a head start by joining the campus business club. Wanting to make a good impression, Lihn is careful to maintain a fashionable yet professional wardrobe.

All three are consumers and will be all their lives. All three make consumption decisions based on their financial and strategic goals, on their personal tastes and lifestyles, and on professional choices. Their choices are very different and have different financial consequences. While there are many aspects of your humanity that define you, the things that you choose to surround yourself with—or not—may define your ultimate happiness. You need strategies.

8.1: Introduction is shared under a [CC BY-NC-SA 3.0](https://creativecommons.org/licenses/by-nc-sa/3.0/) license and was authored, remixed, and/or curated by LibreTexts.

8.2: Consumer Purchases

Learning Objectives

1. Trace the pre-purchase, purchase, and post-purchase steps in consumer purchases.
2. Demonstrate the use of product-attribute scoring in identifying the product.
3. Compare and contrast features of different consumer markets.
4. Analyze financing choices and discuss their impact on purchasing decisions.
5. Discuss the advantages of consumer strategies using branding, timing, and transaction costs.
6. Identify common consumer scams, strategies, and remedies.

Consumer purchases refer to items used in daily living (e.g., clothing, food, electronics, appliances). They are the purchases that most intimately frame your life: you live with these items and use them every day. They are an expression and a reflection of you, your tastes, and your lifestyle choices. Your spending decisions reflect your priorities. Maybe you take pride in your car or your clothes or your kitchen appliances or your latest, coolest whatever. Or maybe you spend whatever you can on travel or on your passion for hiking. Those very personal tastes will frame your spending choices.

Consumer purchases should fit into your budget. By making an operating budget, you can plan to consume and finance your consumption without creating extra costs of borrowing. You can plan to live within your income. At times, you may have unexpected changes (loss of a job or change in the family) that put your non-discretionary needs temporarily beyond your means. Ideally, you would want to have a cushion to tide you over until you can adjust your spending to fit your income.

A budget can also show you just how fast some "small luxuries" can add up. Stopping for a latte on your way to work or school every day (\$3.95) adds up to \$20 per week or about \$1,000 per year. That money may be better used to finance a bigger ticket item that you then would not have to finance with debt. With the budget to help you put expenses into perspective, you can make better purchasing decisions.

Purchasing decisions are always limited by the income available, and that means making choices. Your choices of what, where, when, and even how to buy will affect the amount that you spend and the utility (the joy or regret) that you ultimately get out of your purchase.

Shopping is a process. You decide what you want, then have to make more specific decisions:

- Should you buy more (and pay more) but get a cheaper unit price?
- Should you buy locally or remotely, via catalog or Internet?
- Should you pay more for a well-known brand, or buy the generic?
- Should you look for a guarantee or warranty or consider long-term repair costs?
- Should you consider resale value?
- Should you pay cash or use credit? If you pay through credit, is it store credit, your own credit card, or a loan?

Each of these decisions creates a trade-off. For example, it may be more convenient—and quicker—to shop locally, but there may be lower prices and a better selection of products online. Or you may find lower prices online but have a harder time getting repairs done if you haven't bought locally.

Some of your purchases involve few conscious decisions—for example, groceries—because you buy them repeatedly and often. Other purchases involve more decisions because they are made less often and involve costlier items such as a car. When you have to live with your decision for years instead of days, you tend to make it more carefully.

The decision process can be broken down into the following steps:

- Before you buy or "pre-purchase,"
 - identify the product: compare attributes;
 - identify the market: compare price, delivery (return), convenience;
 - identify the financing.
- As you buy,
 - negotiate attributes: color, delivery, style;
 - negotiate price and purchase costs;

- negotiate payment.
- After you buy, or "post-purchase," consider
 - maintenance;
 - how to address dissatisfaction.

Before You Buy: Identify the Product

What do you want? What do you want it to do for you? What do you want to gain by having it or using it or wearing it or eating it or playing with it or...? You buy things hoping to solve a need in your life. The more specifically you can define that need, the more accurately you can identify something to fill it. If your purchase is inappropriate for your need, you will not be happy with it, no matter how good it is. And because your budget is limited, you want to minimize your opportunity cost and **buyer's remorse** or regret at not making a better purchase in order to use your limited income most efficiently.

Sometimes you can identify a need, but have no idea of the kinds of products that may fill it. This is especially true for infrequent needs or purchases. For example, you may decide you need to get away and take a long weekend. To do it cheaply, you decide to go hiking and camping. To make it more fun, you decide to go to an area where you've never been before. You may not be aware of the camping options available in that area, however, or of equally cheap alternatives such as hostels, bed and breakfasts, or other accommodations. When you find that you have a range of choices, you can compare them and choose one that offers the most satisfaction.

Once you have identified the product, you can compare the attributes of those products. What characteristics do you require or want? How are you going to use the product? For example, do you need cooking facilities, access to a shower, a safe but scenic location, opportunities to meet other hikers, and so on? What attributes are important to you and what are available?

Sig is looking for a new computer keyboard, a hot gaming keyboard that can also be comfortable for writing college papers. Sig begins to research keyboards and finds over five hundred models from over fifty brands with different designs, attributes, and functions offered at a range of prices. He decides to try to filter his choices by looking only at gaming keyboards, which narrows it down to about eighty models.

Noticing that most of the keyboards range in price from twenty-five to fifty dollars, he decides to look in the fifty to a hundred dollar range, figuring he'll get a slightly higher-end product, but not an outrageously expensive one. This narrows his search to about twenty-five models.

None of the models has all the attributes that Sig desires. It's a trade-off: he can have some features, but not others. He decides to try to organize his research by creating a table ranking the product attributes in order of importance, and then scoring each model on each attribute (on a scale of one to ten), eventually coming up with an overall score for each model. Table 8.2.1 shows scoring for three models.

Table 8.2.1 : Sig's Product-Attribute Scoring

		VTK		TKG		GBY	
Attribute	Weight (%)						
backlit	25%	8	2	10	2.5	9	2.25
wireless	25%	9	2.25	10	2.5	0	0
programmable G-keys	25%	2	0.5	10	2.5	5	1.25
game panel	8%	7	0.56	1	0.08	5	0.4
touch	5%	8	0.4	1	0.05	10	0.5
media controls	5%	7	0.35	1	0.05	10	0.5
ergonomic design	5%	7	0.35	1	0.05	10	0.5
warranty	2%	0	0	0	0	10	0.2

	VTK			TKG		GBY	
Weighted Average Score	100%		6.34		7.72		5.55

Multiplying each attribute's weight by its score gives its weighted score, and then adding up each weighted score gives the total score for the product. Based on this attribute analysis, Sig would choose TKG, which has the highest overall score.

In the case of an asset purchase, you may eventually think of reselling the item, so the ease and/or costs of doing so may figure into your pre-buying evaluation. You may decide to go with a "better" product—a more recognizable or popular brand, for example—that may have a higher resale value. You also need to consider the market for used or preowned products: if there is one, how liquid the market is, or how easy it is to use. If the market is not very liquid, then the transaction costs of selling in the used product market may be significant, and you may be disappointed with the result.

The more choices you have, the better your chances of finding satisfaction. The more products there are to satisfy your need, and the more attributes those products offer, the more likely you are to find what "works" for you. Sometimes you need to be a bit creative in thinking about your alternatives, especially with limited resources.

Sources of product information include the manufacturer, retailer, and other consumers. Certain information must be provided for certain products by law. For example, food ingredients must be labeled, and perishable products dated. Appliances almost always come with operating and care instructions that can give you an idea of their ongoing maintenance costs as well as operating features.

The Internet has made it easy to research products online and to become a much better informed consumer. You can do lots of research online, even if you actually purchase locally. A feature of many online stores and consumer discussions is product reviews, where consumers give feedback on their satisfaction with the product. Such reviews can balance the information from the manufacturer and retailer, who want to inform consumers to encourage them to buy.

Other sources of information are magazines and trade journals (such as *Consumer Reports*, both in print and online), which have articles and ratings on products as well as ads. Your research may also involve actual or virtual window shopping, like going to stores to examine the products you are thinking of buying.

Before You Buy: Identify the Market

Your market may be local, national, or international, with advantages and disadvantages to each. Generally, a larger market (more vendors) will offer more variation and selection of product attributes.

As with any market, the real determinant of how your market works is competition. The more vendors there are, the more they compete for your business, and the more likely you will find options for purchasing convenience, product attributes, and price.

In markets where vendors are so plentiful that your problem is filtering rather than finding information, there are middlemen to provide that service. An example is the budget travel businesses with Web sites that make it convenient to research and buy flights, rental cars, and hotel accommodations. Middlemen or **brokers** exist in markets where they can add value to your purchasing process, either by providing information in the pre-purchase stage or by providing convenience during the purchase. The more they can reduce the cost of a "bad" decision (e.g., a difficult flight schedule, an expensive car rental, an uncomfortable hotel accommodation), the more valuable they are. They can add more value in markets where you have too little or too much information or less familiarity with products or vendors. Generally, the more expensive the product or the less frequent the purchase, the more likely you will find a middleman to make it easier.

Some products have a "new" and a "used" market, such as durable goods and some consumer goods like textbooks, vintage clothing, and yard sale goods. Evaluating the quality of a used or preowned product can require more research, information, and expertise because the effect of its past use on its future value can be hard to estimate. Used products are almost always priced less than new products unless they have become "collectibles" that can store value. The trade-off is that used products offer less reliable or predictable future performance and may lack the attributes of newer models.

Different kinds of stores often offer the same products at different prices. Convenience stores, for example, typically charge higher prices than grocery stores but may be in more convenient locations and open at more convenient hours. Smaller boutique stores cannot always realize the economies of scale in administrative costs or in inventory management that are available to a larger store or a chain of stores. For those reasons, prices tend to be higher at a smaller store. Boutiques often offer more amenities and a higher

level of customer service to be competitive. You may also shop at a specialty store when you need a certain level of expertise or assistance in making a purchase.

Cooperative stores are owned and managed collectively and may provide goods or services that would not otherwise be available. Shopping is usually open to anyone, but members are eligible for discounts, depending on their participation in the store's operations or management. The members own the store, so they can forgo corporate profits for consumer discounts.

Increasingly, merchandise of all kinds may be bought directly from the manufacturer, often through a catalog or online. The shopping experience is very different (you can't try on the sweater or see how the keyboard feels), but if you are well informed about the product, you may be comfortable buying it. Internet shopping has become a great convenience to those who are too busy or too far away to visit stores.

Auctions are becoming increasingly popular, especially online auctions at eBay and similar sites. Auctions are open negotiations between buyers and sellers and offer dynamic pricing. They also offer uncertainty, as the price and even the eventual purchase are risky—you may lose the auction and not get the item. Auctions are used most often for resales and for assets such as homes, cars, antiques, art, and collectibles. The popularity of online auctions has led to more buyers, bringing more competition and thus higher prices.

Before You Buy: Identify the Financing

Most consumer purchases are for consumable goods or services and are budgeted from current income. You pay by using cash or a debit card or, if financed, by using a credit card for short-term financing. Such purchases—food, clothing, transportation, and so on—should be covered by recurring income because they are recurring expenses. You need to be able to afford them. As you read in Chapter 7, consumers who use debt to finance consumption can quickly run into trouble because they add the cost of debt to their recurring expenses, which are already greater than their recurring income.

Unless financed by savings, durable goods such as appliances, household wares, or electronics are often bought on credit, as they are costlier items infrequently purchased. Assets such as a car or a home may be financed using long-term debt such as a car loan or a mortgage, although they also require some down payment of cash.

The use of middlemen or brokers to find and buy an item also contributes to the cost of a purchase because of the fees you pay for the service.

Products and preferred financing sources are shown in Table 8.2.2 .

Table 8.2.2 : Products and Preferred Financing Sources

	Consumer Goods	Durable Goods	Assets
Cash, Debit, Income	✓	✓	
Savings		✓	✓
Credit		✓	
Debit			✓

As You Buy: The Purchase

Having done your homework and made your choice, you are ready to purchase. In some cases, you may be able to make specific arrangements with vendors as to convenience, price, delivery, and even financing.

In Western cultures, prices for consumer goods are usually not negotiable; consumers expect to pay the price on the price tag. In other cultures, however, haggling over price is common and expected, which often surprises travelers abroad.

Durable goods and asset purchases typically offer more purchase options than consumer goods, usually as an incentive to buyers. Vendors may offer free delivery or free installation, product guarantees, or financing arrangements such as "no payments for six months" or "zero percent financing." Offers may be enhanced periodically to "move the merchandise," when prices may also be discounted. Sales, "special offers" or "low, low prices" may be used to sell merchandise that is about to be replaced by a newer model. If those product cycles are seasonal and predictable, you may be able to schedule your purchase to take advantage of discounts.

Or you may decide to wait and pay full price for the newer model to avoid purchasing a product that is about to become outdated.

The more the purchase process allows for negotiation, the more possibility there is for consumers to enhance satisfaction. However, the negotiation process can go the other way too: it allows more opportunity for the vendor to negotiate an advantage. The better-informed consumer is more likely to negotiate a more satisfying purchase, so it is important to be thorough in the prepurchase research.

A purchase may have transaction costs such as sales tax or delivery charges. For higher-priced products such as durables and assets, those transaction costs can add up, so you should figure them into your overall cost of the purchase.

Financing costs can also be significant if debt financing is used. Debt is long term and is a significant commitment as well. It may pay to compare financing rates and terms just as you would for the product itself, or you may be able to use financing costs as a negotiating chip in your price negotiations.

After You Buy

Now you can enjoy your purchase. Some products require maintenance and periodic repair to remain useful. You should research those additional costs before buying, because after the purchase you are committed to those activities.

If you are not satisfied due to a product defect, you can contact the retailer or manufacturer. If there is a warranty, the retailer or manufacturer will either fix the defect or replace the item. Many manufacturers and retailers will do so even if there is no warranty to maintain good customer relations and enhance their brand's reputation. An Internet search will usually turn up contact information for a product's customer service team.

There are also federal and state consumer protection laws that cover a seller's responsibilities after a sale. In the United States, the Federal Trade Commission (FTC) Bureau of Consumer Protection has the most direct responsibility for consumer issues. At the state level, the office of the attorney general usually has a consumer protection division. Locally, you can also contact your chamber of commerce or Better Business Bureau (BBB) for more information.

You can also resort to the judicial system for compensation. For limited claims, you can file in small claims court. Claim limits vary by state, but range between \$500 and \$10,000. Small claims court is a less formal and costly process than filing a suit. At the other end of the spectrum is the class-action suit in which many plaintiffs pursue the same complaint, sharing the costs and the awards of the lawsuit.

Consumer Strategies

The advertising industry is proof of the importance of "branding." Customer brand loyalty is a real phenomenon. Producers go to great expense to brand their products. When in doubt, consumers tend to choose a familiar brand. Once disappointed by a brand, consumers tend to avoid it. For some products, there are alternative private-label or store-label brands, applied to many products but sold by one store or chain. The store brand is usually a cheaper alternative and often, although not always, of comparable quality. This is a widespread practice in the food industry with grocery store brands. Shopping for the store brand can often yield significant savings.

Aiden's purchase comes with a two-year manufacturer's guarantee, but the salesperson is encouraging her to buy an extended warranty. She is already paying more than she wanted to for a high-quality machine, and the extended warranty adds nearly a hundred dollars to the purchase price. She decides to forgo the extra protection, reasoning that most repairs, if needed after two years, would cost less than that anyway.

An offer of a warranty with purchase can be valuable if it lowers the expected maintenance or repair costs of the product. Sometimes a product is offered with a warranty at a higher price; sometimes you can purchase an optional warranty for an additional cost. If the cost of a malfunction is low, then the warranty is probably not worth it.

Price advantage can sometimes come through timing. Seasonally updated products or models can force retailers to discount old inventory to get it off the shelves before the new inventory arrives. Automobiles, for example, have a one-year product cycle, as do many desktop computers and peripherals.

Some products are naturally dated, such as calendars or tax preparation software, and so may be discounted as they near their expiration date. However, that is because they have less and less usefulness and may not be worth buying at all.

Commodities prices can fluctuate depending on the season or the weather, and although you may not have a choice of buying home heating oil when you do, some products do offer you a choice. Tomatoes in January are more expensive than in August, for example; eating fresh foods seasonally can produce savings.

Price can also be affected by transaction costs, or the costs of making the purchase. They can be included in the price or may be listed separately. Larger and more expensive items tend to have more transaction costs such as delivery and storage. Sales tax, which is a percentage of the price, may be required, and the higher the item's price, the more sales tax you will pay. Asset purchases also involve a legal transfer of ownership and often the costs of acquiring financing, which add to their costs. Sometimes, to entice a purchase, the seller may agree to bear some or all of the transaction costs.

Retailers change prices based on buyers' needs. They practice **price discrimination**, or the practice of charging a different price for the same product, when different consumers have different needs of a product. Airlines are a classic example, charging less for a ticket bought weeks in advance than for the same flight if the ticket is bought the day before. Someone who purchases weeks ahead is probably a leisure traveler, has more flexibility, and is more sensitive to price. Someone who books a day ahead is probably a business traveler, has little flexibility, and is not so sensitive to price. The business traveler, in this case, is willing to pay more, so the airline will charge that person more.

Retailers also offer discounts, sales, or "deals" to attract consumers who otherwise would not be shopping. Sometimes these are seasonal and predictable, such as in January, when sales follow the big holiday shopping season. Sometimes sales are not sales at all, but prices are "discounted" relative to new, higher, prices that will soon take effect. **Quantity discounts**, a lower unit price for a higher volume purchased, may be available for customers buying larger quantities, although sometimes the opposite is true, that is, the smaller package offers a smaller unit price. While it may be cheaper to buy a year's worth of toilet paper at one time, you then create storage costs and sacrifice liquidity, which you should weigh against your cost savings.

In short, sellers want to sell and will use price to make products more attractive. As a buyer, you need to recognize when that attraction offers real value.

Scams: Caveat Emptor (Buyer Beware)

Unfortunately, the world of commerce includes people with less-than-honorable intentions. You likely have been taken advantage of once or twice or have fallen victim to a **scam**, a fraudulent business activity, or a swindle. A scam is a deceptive or fraudulent scheme designed to cheat individuals out of their money or sensitive information. Technology has made it easier for con artists to steal from more people, contacting them by telephone or by e-mail. The details of the scam vary, but the pattern is much the same: the fraud sets up a scenario that requires the victim to send money or to divulge financial or personal information, such as bank account, Social Security (federal ID), or credit card numbers, which can then be used to access accounts. Scams can happen to anyone and it's crucial to be vigilant and informed to protect yourself.

Here are some typical scams reported by *Consumer Reports*, the magazine of the nonprofit Consumers Union, an advocacy group for consumers: Consumer Reports, "The Consumer Reports Scam Protection Guide," July 2023, [Consumer Reports](https://www.consumerreports.org/scam-protection-guide/) (accessed July 26, 2024).

- Text Scams - text messages that are attention grabbing with information about an issue with an account such as Apple, Netflix, cell phone or bank account. The text urges you to click on a link and take action, usually asking you to update personal information or payment information.
- Phone Scams - out of the blue calls stating you owe money to a government agency or company and you need to pay right away. These scams are becoming more advanced with technology and artificial intelligence.
- Phishing Scams - involve fraudulent emails or messages that appear to be from a legitimate source, tricking individuals into revealing personal information.
- Social Media Fraud - scams are increasing in social media platforms such as Facebook, Instagram and others. You may see ads with incredible bargains on products and services, low interest rates on loans or amazing cryptocurrency investment options, leaving you with nothing in return.
- False advertising - statements such as "You don't need a physical to qualify for this low-cost health insurance." "This investment provides the guaranteed high returns and low risk that seniors like you need."

The best way to protect yourself from scams is to be as informed as possible. Do your homework. If you feel like you are in over your head, call on a friend or family member to help you or to speak for you in negotiations. There are a number of nonprofit and government agencies that you can ask about the legitimacy of an idea or an arrangement. There are also some proven ways to try to protect yourself:

- Be cautious with personal information. Never give anyone personal and/or financial information when solicited by telephone or Internet. Legitimate business interests do not do that. When in doubt, contact the organization to verify their identity.

- Use strong unique passwords. Create complex passwords for your online accounts and avoid using the same password across multiple accounts. Consider using a reputable password manager to help you keep track of your passwords.
- Enable two-factor authentication. Wherever possible, enable two-factor authentication for your online accounts. This adds an extra layer of security by requiring a second form of verification, such as a code sent to your phone.
- Beware of phishing emails. Be wary of unsolicited emails, messages, or phone calls asking for personal information or urgent action. Do not click on links or download attachments from unknown sources.
- Monitor your accounts regularly. Review your bank statements, credit card transactions, and credit reports regularly for any unauthorized or suspicious activity. Report any discrepancies immediately.
- Secure your devices. Keep your computer, smartphone, and other devices up to date with the latest security patches and antivirus software. Avoid connecting to public Wi-Fi networks when conducting sensitive transactions.
- Trust your instincts. If something feels off or too good to be true, trust your instincts and take the time to verify the legitimacy of the offer or request before proceeding. Get a second opinion, especially when advised to do costly repairs.
- Check the credentials of prospective workers or service providers; most are certified, licensed, or recognized by a professional organization or trade group (e.g., auto mechanics may be endorsed by the American Automobile Association [AAA]).
- If you have doubts about a professional's credentials, such as an accountant, doctor, or architect, call the local professional society or trade group and ask about previous complaints lodged against him or her. Review their customer feedback.

If you do get "scammed," it is your civic duty to complain to your state's consumer division in the attorney general's office and, if advised, to federal regulators at the Federal Trade Commission (FTC). That is the only way to stop and expose such frauds and to keep others from becoming victims. As the saying goes, "If it sounds too good to be true, it probably is."

Summary

- The consumer purchase process involves
 - Prepurchase
 - Identifying the product
 - Identifying the market
 - Identifying the financing
 - Purchase
 - Negotiating the purchase price and terms of sale
 - Postpurchase
 - Ensuring satisfaction.
- Attribute scoring can be used to help identify the product.
- A product may be sold in different markets that may affect the cost of the purchase.
- Financing choices can affect the cost of the purchase.
- Strategies such as maximizing the advantages of branding, timing, and transaction costs can benefit consumers.
- There are common features of scams and also legal protections and remedies.

Exercises

1. Identify the last three items (consumer goods and durable goods) you purchased. Alternatively, select any three items you purchased during the last two months. Choose diverse items and analyze each item in terms of the following factors:
 1. Why did you buy that item? How did you decide what to get?
 2. What attributes proved most important in narrowing your choices? Create an attribute analysis chart for each item (see Figure 8.4).
 3. Where did you get your information about the item?
 4. Where did you go to buy the item?
 5. In what kind of market did you make your purchase?
 6. Where did the money come from for your purchase?
 7. How much did you pay for the item, and how did you pay for it?
 8. How would you rate your satisfaction with your purchase?
 9. If or when you purchase that type of item again, what might you do differently?

2. In your personal finance journal, record your favorite strategies for making purchases. Include a specific recent example of how you used each strategy. Your strategies may relate to bargain shopping, high-end shopping, warranties, store brands, coupons, discounts, rebates, seasonal shopping, expiry shopping, bulk buying, cooperative buying, special sales, or other practices. Share your consumer success stories with classmates and add at least one new idea to your list.
3. Have you ever been the victim of a consumer scam? What scams have you been exposed to that you managed to avoid? Describe your experiences in your personal finance journal. Find out how many [complaints of fraud the Federal Trade Commission received](#) from consumers in its most recent reporting year, 2023. What were the most common fraud complaints?
4. How informed are you about your rights as a consumer in your state and as a citizen of the United States? For example, what are your rights in returning unwanted purchases and recalled items? In moving your house? In buying food? In having access to electricity? Research a topic relevant to your personal situation from the comprehensive list at the Federal Trade Commission's Consumer Guides and Protections for Citizens: www.usa.gov/Citizen/Topics/Consumer_Safety.shtml. How will what you learn guide you in your next related purchase or in taking some other action? Visit the following Web sites to learn more about the information and protections available to you as a consumer. What services do the organizations and agencies provide? What should you do if you have a complaint as a consumer or suspect you are being scammed?
 1. [Better Business Bureau](#)
 2. [Federal Trade Commission](#)
 3. [Consumer protection laws](#) about making purchases

This page titled [8.2: Consumer Purchases](#) is shared under a [CC BY-NC-SA 3.0](#) license and was authored, remixed, and/or curated by [Anonymous](#) via [source content](#) that was edited to the style and standards of the LibreTexts platform.

8.3: A Major Purchase- Buying a Car

Learning Objectives

1. Show how the purchasing process (e.g., identifying the product, the market, and the financing) may be applied to a car purchase.
2. Explain the advantages (and disadvantages) of leasing versus borrowing as a form of financing.
3. Analyze all the costs associated with car ownership.
4. Define "lemon laws."

Many adults will buy a car several times during their lifetimes. A car is a major purchase. Its price can be as much as or more than one year's disposable income. Its annual operating costs can be substantial, including the cost of fuel, legally mandated insurance premiums, and registration fees, as well as maintenance and perhaps repairs and storage (parking). A car is not only a significant purchase, but also an ongoing commitment.

In the United States, people spend a considerable amount of time in their cars, commuting to work, driving their children to school and various activities, driving to entertainment and recreational activities, and so on. Most people want their car to provide not only transportation, but also comforts and conveniences. You can apply the purchasing model, described in this chapter, to the car purchase.

First, you identify the need: What is your goal in owning a car? What needs will it fulfill? Here are some further questions to consider:

- What kind of driving will you use the car for? Will you depend on it to get you to work, or will you use it primarily for weekend getaways?
- Do you need carrying capacity (for passengers or "stuff") or hauling capacity?
- Do you live in a metropolitan area where you will be driving shorter distances at lower speeds and often idling in traffic?
- Do you live in a more rural area where you will be driving longer distances at faster speeds?
- Do you live in a climate where winter or a rainy season would make traction and storage an issue?
- How much time will you spend in the car every day?
- How many miles will you drive each year?
- How long do you expect to keep the car?
- Do you expect to resell or trade in the car?

Your answers to these questions will help you identify the product you want.

Identify the Product

Answering these questions can help identify the attributes you value in a car, based on how you will use it. Cars have many features to compare. The most critical (in no particular order) are shown in Table 8.3.1 .

Table 8.3.1 : Automobile Attributes and Relevance

Automobile Attribute	Relevance
Price	The cost of the car, including any additional fees and taxes.
Fuel or Energy Efficiency	Determines the costs and convenience of operating the car, a major component of your annual operating expense. Energy efficiency may also relate to growing demand for "green" cars or hybrids. An environmentally friendly car may in itself be an attribute you care about when deciding to buy a car.
Size and "Horsepower"	Determined by your need to carry passengers and "stuff." Size may also refer to engine size, which affects fuel or energy efficiency.
Exterior Design, Color, Comfort and Interior Quality	Consumers are interested in the aesthetics and styling of the car, the variety of colors available, and the materials used in the interior and the overall comfort level of the car.

Automobile Attribute	Relevance
Size, Seating Capacity, and Cargo Space	Consumers pay attention to the vehicle size including the number of passengers the car can accommodate comfortably as well as the amount of storage space available in the car.
Condition	New, floor model, or used. Physical condition and odometer readings on trade-ins are major attributes in the used car market.
Technology and Entertainment Features	As more people spend more time in their cars, features such as touchscreen displays, Bluetooth connectivity, navigation systems, satellite radio, and plug-in capacity for cell phones and laptops have become critical features for many consumers.
Technology and Driver Assistance Features	GPS navigation, adaptive cruise control, lane departure warnings, back-up cameras and parking assist are becoming more common and more important to consumers when purchasing a car.
Performance Quality	Usually described in terms of the car's acceleration (0 to 60 miles per hour in x seconds), but also in terms of the availability of four-wheel drive and the quality of the steering system, braking system, suspension, and transmission—all of which affect the ease and utility of driving the car and its expected maintenance and repair costs.
Safety Features	Many safety features are mandated, but distinctive safety features are offered, including, for example, electronic locking systems, built-in security alarms, built-in child restraints, and reverse sonar.
Safety Ratings	Consumers are interested in safety ratings such as crash test ratings and safety awards from organizations like the Insurance Institute for Highway Safety and the National Highway Traffic Safety Administration.
Reliability	Reliability refers to expected mileage and performance over time in all conditions, as well as to future maintenance and repair costs.
Make and Brand	Some buyers prefer particular brands or styles of car and remain loyal to them. The reputation of the car manufacturer for quality and reliability can be an important attribute.
Insurance and Maintenance Costs	The price of insurance premiums for the car and the expenses related to maintaining the car, including servicing and repairs.
Resale Value	How well the car retains its value over time.
Environmental Impact	The car's emissions, fuel efficiency, and overall environmental footprint.

All these attributes affect price, and you may think of others. Product attribution scoring can help you identify the models that most closely fit your goals.

Mary lives on a dirt road in a rural area; she drives about 18,000 miles per year, commuting to her job as an accountant at the corporate headquarters of an auto parts chain and taking her kids to school. She is also a pretty good car mechanic and does basic maintenance herself.

John lives in the city; he walks or takes a bus to his job as a market researcher for an ad agency, but keeps a car to visit his parents in the suburbs. He drives about 5,000 miles per year, often crawling in traffic. All John knows about a car is that the key goes in the ignition and the fuel goes in the tank.

John and Mary would rate these attributes very differently, and their scoring of the same models would have very different results.

Mary may value fuel efficiency more, as she drives more (and so purchases more fuel). Driving often and with her children, she may rank size, safety, and entertainment features higher than John would, who is in his car less frequently and alone. Mary relies on the car to get to work, so reliability would be more important for her than for John, who drives only for recreational visits. But Mary also knows that she can maintain and repair some things herself, which makes that less of a factor.

Car attributes are widely publicized by car dealers and manufacturers, who are among the top advertisers globally year after year. You can visit dealerships in your area or manufacturers' Web sites. Using the Internet is a more efficient way of narrowing your search. Specialized print and online magazines, such as *Car and Driver* and *Road and Track*, offer detailed discussions of model attributes and their actual performance. *Consumer Reports* also offers ratings and reviews and also provides data on frequency of repairs and annual maintenance costs.

You want to be sure to consider not only the price of buying the car, but also the costs of operating it. Fuel, maintenance, repair, insurance, property taxes, and registration may all be affected by the car's attributes, so you should consider operating costs when choosing the product. For example, routine repairs and maintenance are more expensive for some cars. A more fuel-efficient car can significantly lower your fuel costs. A more valuable car will cost more to insure and will mean higher property (or excise) taxes. Moreover, the costs of fuel, maintenance, insurance, registration, and perhaps property tax on the car will be ongoing expenses—you want to buy a car you can afford *and* afford to drive.

If you are buying a new car, you know its condition, and so you can predict annual maintenance and repair costs and the car's longevity by the history for that model. Depending on how long you expect to own the car, you may also be concerned with its predicted resale value.

Used cars are generally less expensive than new. A used car has fewer miles left in it. Its condition is less certain: you may not know how it has been driven or its repair and maintenance history. This makes it harder to predict annual maintenance and repair costs. Typically, since it is already used when you buy it, you expect little or no resale value. You can gain a significant price savings in the used car market, and there are good used cars for sale. You may just have to look a bit harder to find one.

There are several reliable online sources for information and current pricing for used automobiles. J.D. Power offers a checklist for used vehicle inspection when buying a used car. They also publishes guidebooks on used car book values (see Table 8.3.2).

Table 8.3.2 : Used Car Buyer's Checklist J.D. Power, www.jdpower.com/cars/shopping-guides

Exterior	Interior	Engine
Alignment	Carpets and upholstery	Belts and hoses
Doors	Instruments and controls	Battery
Lights	Trunk	Exhaust
Mirrors	Seats	Fluids
Paint	Safety features	Idling
Panels, bumpers, trim	Comfort	Driving
Shock	GPS Navigation	Flex Fuel
Windshields and windows	Satellite Radio	Fuel Efficiency Ratings

The condition of exterior and interior features can indicate past accidents, repairs, or lack of maintenance that may increase future operating expenses, or just driving habits that have left a less attractive or less comfortable vehicle.

Services like [Carfax](#) provide research on a vehicle's history based on its VIN (vehicle identification number), including any incidence of accidents, flooding, frame damage, or airbag deployment, the number and type of owners (was it a rental or commercial vehicle?), and the mileage. All these events affect your expectations of the vehicle's longevity, maintenance and repair costs, resale value, and operating costs, which can help you calculate its value and usefulness.

Unless you are an expert yourself, you should always have a trained mechanic inspect a used vehicle before you buy it. With cars, as with any item, the better informed you are, the better you can do as a consumer. Given the cost of a car and its annual expense, there is enough at stake with this purchase to make you cautious.

Identify the Market

New cars are sold through car dealerships. The dealer has a contract with the manufacturer to sell its cars in the retail market. Dealers may also offer repair and maintenance services as well as parts and accessories made especially for the models it sells.

New car dealers may also resell cars that they get as trade-ins, especially of the same models they sell new. Used car dealers typically buy cars through auctions of corporate, rental, or government cars.

Individuals selling a used car can also do so through networking—in an online auction such as eBay, a virtual bulletin board such as Craig's List, or the bulletin board in the local college snack bar. Dealers will have more information about the market, especially about the supply of cars and price levels for them.

Some people prefer a new car, with its more advanced features and more certain quality, but a used car may be a viable substitute for many purchasers. Many people buy used cars while their incomes are lower, especially in the earlier stages of their adult (working) life. As income rises and concern for convenience, reliability, and safety increases with age and family size, consumers may move into the new car market.

While they are two very different markets, the markets for new and used cars are related. Supply of and demand for new cars affect price levels in the new car market, but also in the used car market. For example, when new car prices are high, more buyers seek out used cars and when low, used car buyers may turn to the new car market.

Demand for cars is affected by macroeconomic factors such as business cycles and inflation. If there is a recession and a rise in unemployment, incomes drop. Demand for new cars will fall. Many people will decide to keep driving their current vehicle until things pick up, unwilling to purchase a long-term asset when they are uncertain about their job and paycheck. That slowing of demand may lower car prices, but will also lower the resale or trade-in value of the current vehicle. For first-time car buyers, that may be a good time to buy.

If there is inflation, it will push up interest rates because the price of borrowing money rises with other prices. Since many people borrow when purchasing a car, that will make the borrowing, and so the purchase, more costly, which will discourage demand.

When the economy is expanding, on the other hand, and inflation and interest rates are low, demand for new cars rises, pushing up prices. In turn, prices are kept in check by competition. As demand for new cars rises, demand for used cars may fall, causing the supply of used cars to rise as more people trade in their cars to buy a new one. They trade them in earlier in the car's life, so the quality of the used cars on the market rises. This may be a good time to buy a used car.

Identify the Financing: Loans and Leases

The cost of a car is significant. Car purchases usually require financing through a loan or a lease. Each may require a down payment, which you would take out of your savings. That creates an opportunity cost of losing the return you could have earned on your savings. You also lose liquidity: you are taking cash, a liquid asset, and trading it for a car, a not-so-liquid asset.

Your opportunity cost and the cost of decreasing your liquidity are costs of buying the car. You can reduce those costs by borrowing more (and putting less money down), but the more you borrow, the higher your costs of borrowing. If you trade in a vehicle, dealers will often use the trade-in value as the down payment and will sell the car to you with "no money down."

Car loans are available from banks, credit unions, consumer finance companies, and the manufacturers themselves. Be sure to shop around for the best deal, as rates, maturity, and terms can vary. If you shop for the loan before shopping for the car, then the loan negotiation is separate from the car purchase negotiation. Both may be complex deals, and there are many trade-offs to be made. The more separate—and simplified—each negotiation is, the more likely you will be happy with the outcome.

Loans differ by interest rate or annual percentage rate (APR) and by the time to maturity. Both will affect your monthly payments. A loan with a higher APR is costing you more and, all things being equal, will have a higher monthly payment. A loan with a longer maturity will reduce your monthly payment, but if the APR is higher, it is actually costing you more. Loan maturities may range from one to five years; the longer the loan, the more you risk ending up with a loan that's worth more than your car.

Rebecca buys a used Saturn for \$6,000, with \$1,000 cash down from savings and a GMAC-financed loan at 7.2 APR, on which she pays \$115 a month for forty-eight months. She could have gotten a twenty-four-month loan, but wanted to have smaller monthly payments. When evaluating financing options, it's crucial to align the loan's maturity with the expected lifespan of the underlying asset. Depreciation refers to the gradual loss of value as an asset is used over time. For example, Mary benefits from driving her car, but as it ages and wears down, its value declines. Maturity matching ensures that by the time the asset is fully paid off, its

remaining value (such as resale potential) exceeds the outstanding balance. This approach helps prevent being left with payments on an asset that's no longer worth what you owe.

After only twenty-five months, she totals her car in a chain collision but luckily escapes injury. Now she needs another car. The Saturn has no trade-in value, her insurance benefit won't be enough to cover the cost of another car, and she still has to pay off her loan regardless. Rebecca is out of luck, because her debt outlived her asset. If your debt outlives your asset, your ability to get financing when you go to replace that vehicle will be limited, because you still have the old debt to pay off and now are looking to add a new debt—and its payments—to your budget. Rebecca will have to use more savings and may have to pay more for a second loan, if she can get one, increasing her monthly payments or extending her debt over a longer period of time.

An alternative to getting a car loan is leasing a car. Leases are a common way of financing a car purchase. A **lease** is a long-term rental agreement with a **buyout option** at maturity. Typically, at the end of the lease, usually three or four years, you can buy the car outright for a certain amount, or you can give it back (and buy or lease another car), which removes the risk of having an asset that outlives its financing. Leases specify an annual mileage limit, that is, the number of miles that you can drive the car in a year before incurring additional costs. Leases also specify the monthly payment and requirements for routine maintenance that will preserve the car's value.

So, lease or borrow? The price of the car should be the same regardless of how it is financed—the car should be worth what it's worth, no matter how it is paid for. The cost of borrowing, in percentage terms, is the interest rate or APR of the loan. The costs of leasing, in dollars, are the down payment, the lease payments, and the buyout. Since the price of the car itself is the same in either case, the present value of all the lease costs should be the same as the price of the car. You can use what you know about the time value of money to calculate the discount rate that produces that price; that is the equivalent annual cost of the lease, in percentage terms.

For example, you want to buy a car with a price of \$19,000. You can get a car loan with an APR of 6.5 percent from your bank. You are offered a lease requiring a down payment of \$2,999, monthly payments of \$359 for three years, and a final buyout of \$5,000. The APR of the lease is actually 5.93 percent, which would make it the cheaper financing alternative.

In general, the longer you intend to keep the car, the less sense it makes to lease. If you typically drive a car "into the ground," until it costs more to repair than replace it, then you are better off borrowing and spreading the costs of financing over a longer period. On the other hand, if you intend to keep the car only for the term of the lease and not to exercise the buyout option, then it is usually more cost effective to lease. You also need to consider whether or not you are likely to stay within the mileage limits of the lease, as the mileage penalties can add significantly to your costs.

Some people will say that they like to borrow and then "own" in order to have an asset that can store value or "build equity." Given the unpredictable nature of the used car market, however, a car is really not an asset that can be counted on to store value. Thinking of a car as something that you will use up (although over several years) rather than as an asset you can preserve or save will help you make better financial decisions.

When you are buying a car, you want to minimize the cost of both the car and the financing. If you are purchasing both the car and the financing from the same dealer, you should be careful to discuss them separately. Car dealers, who offer loans and leases as well as cars, often combine the three discussions, offering a break on the financing to make the car more affordable, or offering a break on the car to make the financing more affordable. To complicate matters further, they may also offer a rebate on a certain model or with a certain lease. The more clearly you can separate which costs belongs to which—the car or the financing—the more clearly you can understand and minimize your costs.

Purchase and Postpurchase

A car purchase requires significant prepurchase activities. Once you have identified and compared appropriate car attributes, a seller, and financing options, all you have to do is drive away, right? Not quite.

Car purchases are one instance where the buyer is expected to haggle over price. The sticker price is the **manufacturer's suggested retail price (MSRP)** for that vehicle model with those features. Dealers negotiate many of the factors that ultimately determine the value of the purchase: the optional features of the car, the warranty terms, service discounts on routine maintenance, financing terms, rebates, trade-in value for your old car, and so on.

As more of these factors are discussed at once, the negotiation becomes more and more complex. You can help yourself by keeping the negotiations as simple as possible: negotiate one thing at a time, settle on that, and then negotiate the next factor. Keep track of what has been agreed to as you go along. When each factor has been negotiated, you will have the package deal.

Your ability to get a satisfying deal rests on your abilities as a negotiator. For this reason, many people who find that process distasteful or suspect that their skills are lacking find the car purchasing process distasteful. Dealers know this, and some will try to attract customers by being more transparent about their own costs and about prices. Some even promise the "no-dicker sticker" sale with no haggling over price at all.

As with any product in any market, the more information you have, the better you can negotiate. The more thorough your prepurchase activities, the more satisfying your purchase will be.

While you own the car, you will maximize the benefits enjoyed by operating the vehicle safely and by keeping it in good condition. Routine maintenance (e.g., replacing fluids, rotating tires) can ensure the quality and longevity of your vehicle. New cars come with owner's manuals that detail a schedule of service requirements and good driving practices for your vehicle. You will be required to keep the car legally insured and registered with the state where you reside, and you must maintain a valid license to drive.

New cars, and some used cars, are sold with a **warranty**, which is a promise about the quality of the product, made for a certain period of time. The terms and covered repair costs may vary. You should understand the terms of the warranty, especially if something covered should need servicing, so that you know what repairs you may be charged for. The manufacturer, and sometimes the seller, issues the warranty. If you have questions about the warranty after purchasing, it may be best to contact the manufacturer directly.

If you are dissatisfied with your purchase (and the fault seems to be with the car), your first step should be a conversation with your dealer. If the problem is not addressed, you can contact the automobile company directly; its Web site will provide you with a customer service contact. If the dealer and the manufacturer refuse to make good, you should contact your state's consumer affairs division in the attorney general's office. In some states, there are entire state agencies or departments devoted to auto purchases.

For his first car Ray bought a ten-year-old coupe with only 60,000 miles on it for a price that seemed too good to be true. The seller said the good price was in exchange for getting payment in full in cash. The car broke down right away, however, and within two weeks died of a cracked block. When Ray complained, the seller claimed he didn't know about the cracked block and pointed out that there was no warranty on the car, so Ray was out of luck. Fortunately, Ray had read that a defective car, referred to as a "lemon," is covered under laws that protect consumers who unknowingly purchase a car that proves to be defective. **Lemon laws** regulate sales terms, purchase cancellation conditions, and warranty requirements. These laws are enforced on both the federal and state level in the United States. Other consumer protection laws apply specifically to motor vehicles and vary by state. Ray learned that laws in his state include used cars as well as new ones, and when he told the seller, he was able to get most of his cash back.

Summary

- The purchase process may be applied to a car purchase.
- Attribute scoring may be helpful to identify the product.
- Common car financing is through a loan or a lease.
- A warranty guarantees minimal satisfaction with performance attributes.
- Laws protect consumers who are dissatisfied with their car purchases or unknowingly buy defective cars.

Exercises

1. Perform an attribute analysis for your next new or used car. Go online to research three different cars in a similar price range. Create a comparison chart listing various attributes such as price, fuel efficiency, safety features, and warranty coverage. Assign a score to each attribute based on its importance to you (e.g., safety might be a 10/10 while entertainment features might be a 5/10). Calculate a total score for each car model to help you identify the best fit for your needs and preferences. Write a short essay explaining your decision-making process and why you chose a particular car model based on attribute scoring.
2. How will you finance a car? Go to the [Car Loan Calculator](#). First identify a sample of new or used cars you would like to own, and for each choice calculate what your down payment, monthly loan payments, and term of payment would be. How much would you need to buy a car and where would that money come from? How much could you afford to pay each month and for how long? How could you modify your budget to accommodate car payments?

3. For a car you would like to drive, calculate and compare what it would cost you to buy it and to lease it. Use the [Lease versus Buy Calculator](#). What would be the advantages of owning the car? What would be the advantages of leasing it? For your lifestyle, needs, and uses of a vehicle, should you buy or lease?
4. Check the lemon laws in your state at [Lemon Law America's Web site](#). Click on your state on the map. What conditions do your state lemon laws cover? Some states do not cover used or leased cars under lemon laws. Under federal laws, if you buy a used car "as is," do you still retain rights under the lemon laws? Under federal lemon laws, in what situations, when the seller does not divulge the information, may you be able to get your money back on a car? Write a persuasive essay advocating for the importance of understanding warranties and consumer rights when purchasing a car to prevent dissatisfaction and financial loss.

This page titled [8.3: A Major Purchase- Buying a Car](#) is shared under a [CC BY-NC-SA 3.0](#) license and was authored, remixed, and/or curated by [Anonymous](#) via [source content](#) that was edited to the style and standards of the LibreTexts platform.

CHAPTER OVERVIEW

9: Buying a Home

This chapter applies the ideas developed in the previous chapter to what, for most people, will be their most significant purchase: a home. The chapter discusses its role both as a living expense and an investment, as well as the financing and financial consequences of the purchase.

[9.1: Introduction](#)

[9.2: Identify the Product and the Market](#)

[9.3: Identify the Financing](#)

[9.4: Purchasing and Owning Your Home](#)

[9.5: Alternate Perspectives](#)

[9.5.1: Buying a Home](#)

[9.5.2: Housing](#)

[9.5.2.1: Buying a Home](#)

[9.5.2.2: Mortgages](#)

[9.5.2.3: Housing-Related Complaints](#)

[9.5.3: Vehicles](#)

[9.5.3.1: Buying a Car](#)

[9.5.3.2: Buying a New Car](#)

This page titled [9: Buying a Home](#) is shared under a [CC BY-NC-SA 3.0](#) license and was authored, remixed, and/or curated by [Anonymous](#) via [source content](#) that was edited to the style and standards of the LibreTexts platform.

9.1: Introduction

Be it ever so humble, the “biggest” purchase you ever make may be your home. Unlike most other consumer purchases, a home is expected to be more than a living space; it is also an asset that stores and generally increases value. The house has a dual financial role as both a nest and a nest egg.

There are substantial annual operating expenses for repairs and maintenance, insurance, and taxes. Maintenance preserves a home’s value, insurance protects that value, and taxes for community services both enhance and secure its value.

A home purchase is typically financed with debt that creates a significant monthly expense, the mortgage payment, in your budget. A mortgage is a long-term debt that obligates your cash flows for a long time, perhaps even reducing your choices of careers and your mobility.

Your choice of home reflects personal factors in your life. These factors include your personal tastes, your age and stage of life, your family size and circumstances, your health, and your career choices. These factors are reflected in your decision to own a home, as well as in the location, size, and use of your home.

9.1: Introduction is shared under a [CC BY-NC-SA 3.0](#) license and was authored, remixed, and/or curated by LibreTexts.

9.2: Identify the Product and the Market

Learning Objectives

1. Describe the different building structures for residential dwellings.
2. Describe the different ownership structures for residential dwellings.
3. Identify the factors used by lenders to evaluate borrowers for mortgage credit.
4. Identify the components of the mortgage affordability calculation and calculate estimated mortgage affordability.
5. Identify the components of a buyer's inspection checklist.
6. Explain the potential effects of business cycles, unemployment, and inflation on the housing market.
7. Analyze the effects of the demand for housing financing on the housing market.

Renting a Home

If you have already decided on a goal of home ownership, you have already compared the costs and benefits of the alternative, which is renting. Renting requires relatively few initial legal or financial commitments. The renter signs a lease that spells out the terms of the rental agreement: term, rent, terms of payments and fees, restrictions such as pets or smoking, and charges for damages. A renter is usually required to give the landlord a security deposit to cover the landlord's costs of repairs or cleaning, as necessary, when the tenant moves out. If the deposit is not used, it is returned to the departing tenant (although typically without any interest earned).

Some general advantages and disadvantages of renting and owning are shown in Table 9.2.1 (Renting) and Table 9.2.2 (Owning).

Table 9.2.1 : Advantages and Disadvantages of Renting

Advantage	Disadvantage
Limited financial obligation	No equity growth or store of value
Limited maintenance expenses	Lifestyle limitations (e.g., pets, smoking)
More liquidity	Decorating/renovating limitations
More mobility	Less predictable housing expense

Table 9.2.2 : Advantages and Disadvantages of Home Ownership

Advantage	Disadvantage
Store of value and possible equity growth	Substantial financial obligation
Lifestyle choices	Significant annual expenses
Decorating/renovating choices	Less liquidity
Pride of ownership	Less mobility
Tax deduction for mortgage interest	
More predictable housing expenses	

The choice of whether to rent or to own follows the pattern of life stages. People rent early in their adult lives because they typically have fewer financial resources and put a higher value on mobility, usually to keep more career flexibility. Since incomes are usually low, the tax advantages of ownership don't have much benefit.

As family size grows, the quality of life for dependents typically takes precedence, and a family looks for the added space and comfort of a home and its benefits as an investment. This is the mid-adult stage of accumulating assets and building wealth. As income rises, the tax benefit may become more valuable, too.

Often, in retirement, with both incomes and family size smaller, older adults will downsize to an apartment, shedding responsibilities and financial commitments.

Homeownership decisions vary: some people just never want the responsibilities of ownership, while some just always want a place of their own.

Finding an apartment is much like finding a home in terms of assessing its attributes, comparing choices, and making a choice. Landlords, property managers, and agents all rent properties and use various media to advertise an available space. Since the rent for an apartment is a regular expense, financed from current income (not long-term debt), you need to find only the apartment and not the financing, which simplifies the process considerably.

Assessing Attributes

Once you decide to own your home, you must choose the home to own, considering the different kinds of homes and of home ownership.

There are single- and multiple-unit dwellings, for example. A **multiple-unit dwelling** can be used to create rental income or to house extended family members, but this choice imposes the responsibilities of being a landlord and also limits privacy.

There are previously owned, new, and custom-built homes. Previously owned homes may require some renovation to make them comfortably modern and convenient. New and custom-built homes typically have more modern features and conveniences and require less maintenance and repair expense. Custom-built homes are built to the homeowners' specifications.

Sales of existing single-family homes far outnumber sales of new and custom homes. In the month of September 2023, for example, 3.96 million existing homes^[1] were sold compared to 759,000 sales of new homes^[2]. The average price of a new house in June 2023 in the United States was \$416,000^[3].

Mobile homes are large trailers fitted with utility connections, which can be installed on permanent sites and used as residences. A mobile home may also be situated in a trailer park or mobile home community where the owner rents a lot. Mobile homes are often referred to as manufactured homes, and other examples of manufactured homes are prefabricated or modular homes, which are moved to a foundation site by trailer and then assembled.

In a **condominium**, the homeowner owns a unit in a multiple-unit dwelling, but the common areas of the building are owned and managed by the condominium owners' association. Condo owners pay a fee to cover the costs of overall building maintenance and operating expenses for common areas.

Cooperative housing is a unit in a building or complex owned by a nonprofit association or a corporation for the residents' use. Residents do not own the units, but rather own shares in the cooperative association, which entitles them to the right to dwell in its housing units.

Personal factors such as your age, family size, health, and career help you to answer some of the following key questions:

- How large should the house be? How many bedrooms and bathrooms?
- Which rooms are most important: kitchen, family room, or home office?
- Do you need parking or a garage?
- Do you need storage space?
- Do you need disability accommodation?
- Do you want outside space: a yard, patio, or deck?
- How important is privacy?
- How important are energy efficiency and other "green" features?
- How important are design features and appearance?
- How important are the location and environmental factors?
- Proximity to work? Schools? Shopping? Family and friends?

After ranking the importance of such attributes, you can use an attribute-scoring matrix to score your choices. After understanding exactly what you are looking for in a home, you should begin to think about how much house you can afford.

Assessing Affordability

Before looking for a house that offers what you want, you need to identify a price range that you can afford. Most people use financing to purchase a home, so your ability to access financing or get a loan will determine the price range of the house you can buy. Since your home and your financing are long-term commitments, you need to be careful to try to include future changes in your thinking.

For example, Eva and Mateo are both twenty-five years old, newly married, and looking to buy their first home. Both work and earn good incomes. The real estate market is strong, especially with mortgage rates relatively low. They buy a two-bedroom condo in a new development as a starter home.

Fast-forward five years. Eva is expecting their second child; while the couple is happy about the new baby, neither can imagine how they will all fit in their already cramped space. They would love to sell the condo and purchase a larger home with a yard for the kids, but the real estate market has slowed, mortgage rates have risen, and a plant closing last year has driven up unemployment in their area. Eva hasn't worked outside the home since their first child was born two years ago—they are just getting by on one salary and a new baby will increase their expenses—making it even more difficult to think about financing a larger home.

A lender will look at your income, your current debts, and your credit history to assess your ability to assume a mortgage. As discussed in Chapter 7, your credit score is an important tool for the lender, who may also request verification of employment and income from your employer.

Lenders do their own calculations of how much debt you can afford, based on a reasonable percentage, usually about 33 percent, of your monthly gross income that should go toward your monthly housing costs, or **principal, interest, taxes, and insurance (PITI)**. If you have other debts, your PITI plus your other debt repayments should be no more than about 38 percent of your gross income. Those percentages will be adjusted for income level, credit score, and the amount of the down payment.

Say the lender assumes that 38 percent of your monthly gross income (annual gross income divided by twelve) should cover your PITI plus any other debt payments. Subtracting your other debt payments and estimated cost of taxes and insurance leaves you with a figure for affordable monthly mortgage payments. Dividing that figure by the mortgage factor for your mortgage's maturity and mortgage rate shows the affordable mortgage overall. Knowing what percentage your mortgage will be of the home's purchase price, you can calculate the maximum purchase price of the home that you can afford. That affordable home purchase price is based on your gross income, other debts, taxes, insurance, mortgage rate, mortgage maturity, and down payment.

Table 9.2.3 shows an example of this calculation for a thirty-year, 6.5 percent mortgage.

Table 9.2.3 : Mortgage Affordability Calculation

1. Gross Annual Income	\$ 60,000
3. PITI + Other Debt Payments	\$ 1,900 = 38% of \$ 5,000
4. Other Debt Payments	\$ 200 = your estimate
5. Affordable Monthly PITI	\$ 1,700 = (3) - (4)
6. Monthly Taxes + Insurance	\$ 700 = your estimate
7. Affordable Monthly Mortgage Payment	\$ 1,000 = (5) - (6)
8. Mortgage Factor	6.32 = mortgage factor
9. Affordable Mortgage	\$ 158,228 = (7) / (8) x 1000
10. Down Payment as % of Purchase Price	20% = your estimate
11. Mortgage as % of Purchase Price	80% = 1 - (10)
12. Affordable Purchase Price	\$ 197,785 = (9) / (11)

These kinds of calculations give both you and your lender a much clearer idea of what you can afford. You may want to sit down with a potential lender and have this discussion before you do any serious house hunting so that you have a price range in mind before you shop. Mortgage affordability calculators are also available online.

Searching for a Home

After understanding exactly what you are looking for in a home and what you can afford, you can organize your efforts and begin your search.

Typically, buyers use a **realtor** and realty listings to identify homes for sale. A real estate broker can add value to your search by providing information about the house and property, the neighborhood and its schools, recreational and cultural opportunities, and costs of living.

Remember, however, that the broker or its agent, while helping you gather information and assess your choices, is working for the sellers and will be compensated by the seller when a sale is made. Consider paying for the services of a buyer's agent, a fee-based real estate broker who works for the buyer to identify choices independently of the purchase. The real estate industry is regulated by state and federal laws as well as by self-regulatory bodies, and real estate agents must be licensed to operate.

Increasingly, sellers are marketing their homes directly to save the cost of using a broker. A real estate broker typically takes a negotiable amount up to 6 percent of the purchase price, from which it pays a commission to the real estate agent. "For sale by owner" sites on the Internet can make the exchange of housing information easier and more convenient for both buyers and sellers. Keep in mind, however, that sellers acting as their own brokers and agents are not licensed or regulated and may not be knowledgeable about federal and state laws governing real estate transactions, potentially increasing your risk.

After you narrow your search and choose a prospective home in your price range, you have the home inspected to assess its condition and project the cost of any repairs or renovations. Many states require a home inspection before signing a purchase agreement or as a condition of the agreement. A standard home inspection checklist, based on information from the National Association of Certified Home Inspectors, is shown in Table 9.2.4.

Table 9.2.4 : Standard Home Inspection Checklist

Structural Elements	Foundation, floors, walls, ceilings, roof
Exterior Elements	Sliding, fascia, trim, windows, doors Elevation, drainage, landscaping, pool Driveways, sidewalks
Roof and Attic	Framing, ventilation, flashing, gutters
Plumbing	Pipes: potable, drain, waste, vent Toilets, showers, sinks, faucets, traps
Electrical	Main panel, circuit breakers, wiring, fixtures
Systems	Furnace, water heater, air conditioner, ducts, chimney, sprinklers
Outdoor Buildings	Garage, tool shed, pool house

As with a car, it is best to hire a professional (a structural engineer, contractor, or licensed home inspector) to do the home inspection. For example, see the [American Association of Home Inspectors](#). A professional will be able to spot not only potential problems but also evidence of past problems that may have been fixed improperly or that may recur—for example, water in the basement or leaks in the roof. If there are problems, you will need an estimate of the cost of fixing them. If there are significant and immediate repair or renovation costs projected by the home's condition, you may try to reduce the purchase price of the property by those costs. You don't want any surprises after you buy the house, especially costly ones.

You will also want to do a title search, as required by your lender, to verify that there are no **liens** or claims outstanding against the property. For example, the previous owners may have had a dispute with a contractor and never paid his bill, and the contractor may have filed a lien or a claim against the property that must be resolved before the property can change hands. There are several other kinds of liens; for example, a tax lien is imposed to secure payment of overdue taxes.

A lawyer or a title search company can do the search, which involves checking the municipal or town records where a lien would be filed. A title search will also reveal if previous owners have deeded any rights—such as development rights or water rights, for example, or grants of right-of-way across the property—that would diminish its value.

Identifying the Market

Housing costs are determined by the price of the house and by the price of the debt that finances the house. House prices are determined by forces of supply and demand, which in turn are determined by macroeconomic circumstances.

When the economy is contracting and incomes are decreasing, and especially if unemployment rises and incomes become uncertain, buyers are hesitant to add the significant financial responsibility of new debt to their budgets. They tend to continue with their present arrangements or may try to move into cheaper housing, downsizing to a smaller house, an apartment, or a condo to decrease operating expenses. When the economy is expanding, on the other hand, expectations of rising incomes may encourage buyers to be bolder with their purchasing decisions.

A house represents not only a housing expense but also an investment that can serve as a store of wealth. In theory, if a contraction creates a market with declining asset values, investors will seek out alternative investments, abandoning that market. In other words, if house prices decline, the house's value as an investment will decline. Investors will seek other assets in which to store wealth to avoid the opportunity cost of making an investment that does not generate returns.

Housing markets are local, however. If the local economy is dominated by one industry or by one large employer, the housing market will be sensitive to the fate of that industry or employer. If a location has value independent of the local economy, such as value as a vacation or retirement location, that value can offset local concerns. In that case, housing prices may be less sensitive to the local economy.

The ability to buy a house rests on the ability to finance the purchase, to provide a down payment, and to borrow. That ability is determined by the buyer's personal situation (e.g., stability of employment or income, credit history) and by macroeconomic events such as interest rate levels, expected inflation, and liquidity in the credit markets. If interest rates and inflation are low and there is liquidity in the credit markets, it will be easier for buyers to borrow than if inflation and interest rates are high and the credit market is illiquid. Demand for housing thus relies on the availability of credit for the housing market.

Summary

- Different building structures are
 - single-unit or multiple-unit dwellings or mobile homes;
 - previously owned, new, or custom-built.
- Different ownership structures include
 - conventional ownership,
 - condominium,
 - cooperative housing.
- The buyer's inspection checklist includes
 - structural elements;
 - exterior elements;
 - systems for plumbing, electrical, heating/cooling;
 - outdoor buildings and features.
- Lenders assess income, current debts, and credit history to determine the creditworthiness of borrowers.
- A mortgage affordability estimate uses an estimate of PITI and other debt payments as a percentage of gross monthly income and of the down payment as a percentage of the purchase price.
- Housing prices may be affected by business cycles as they affect
 - unemployment and income levels;
 - inflation, which affects not only the cost of houses but also interest rates and the cost of home financing.
- Housing prices are affected by the availability of home financing, which in turn depends on
 - interest rates and inflation,
 - liquidity in the credit markets.

Exercises

1. Perform an attribute analysis of your projected wants and needs as a homeowner. Begin by prioritizing the following personal and microeconomic factors in terms of their importance to you in deciding when to buy a home.
 - How large should the house be? How many bedrooms and bathrooms?
 - Which rooms are most important: kitchen, family room, or home office?
 - Do you need parking or a garage?
 - Do you need storage space?
 - Do you need disability accommodation?
 - Do you want outside space: a yard, patio, deck?
 - How important is privacy?
 - How important is energy efficiency or other "green" features?

- How important are design features and appearance?
 - How important is location and environmental factors?
 - Proximity to work? Schools? Shopping? Family and friends?
2. In your personal financial journal describe hypothetically your first or next home that you think you would like to own, including its location and environment. Predict how much you think it might cost to own such a home in your state. Then look through realty news and ads to find the asking prices for homes or housing units similar to the one you described. How accurate is your prediction?
 3. Are you a renter and likely to remain one for a few years? Read [legal tips about renting](#) housing. How does that advice compare with the information in this chapter about buying a house? What advice, if any, would you add? Discuss with classmates the ins and outs of being a tenant and the ins and outs of being a landlord. Develop a comparison chart of benefits, drawbacks, and risks.
 4. Do you live in a dorm or at home with parents or other relatives? What needs to happen for you to have a place of your own? Research websites that aid students in finding independent housing, such as [this article](#) from CollegiateParent. Develop a flexible plan and timetable for finding and financing a place of your own and record it in your personal finance journal.
 5. Investigate the real estate market in your area. How do local housing availability and pricing differ from other cities and towns, counties, and states? Use online resources to find this information, such as HousingPredictor.com, which provides independent real estate market forecasts for local housing markets for all fifty U.S. states, or RealtyTimes.com, an industry news source that likewise analyzes local real estate markets nationwide. How stable or volatile is your real estate market? Is it a buyer's market or a seller's market, and what does that mean? To what local factors do you attribute the differences you find? Share your findings with classmates.
 6. Identify and analyze the macroeconomic factors that are affecting your local real estate market. In what ways or to what extent does your local economy reflect macroeconomic factors in the national economy? According to the [National Association of Realtors](#), what are the most important present trends in the real estate market? If you were shopping for a new or existing home today or were planning to build, how would each macroeconomic factor and each trend you identify likely affect your choices? Record your answers in your personal finance journal.
 7. Watch [House Hunting Tips for First-Time Home Buyers](#) (2:24 minutes). How do you determine the best location to look for a home? How do you find a realtor? Consider watching the Bank of America [First-Time Home Buying series](#) with Kristy and Desmond which is five short videos of three to four minutes each, taking you through their homebuying experience.

[1] Lucia Mutikani, "US Existing Home Sales Drop to 13-Year Low in September," *Reuters*, October 19, 2023, <https://www.reuters.com/markets/us/u...-2023-10-19/>.

[2] Lucia Mutikani, "US New Home Sales Scale 19-Month High as Median Price Drops," *Reuters*, October 25, 2023, <https://www.reuters.com/markets/us/u...-2023-10-25/>.

[3] Phillips, Matt. "Old Houses Now Cost as Much as New Houses." *Axios*, July 23, 2023. <https://www.axios.com/2023/07/21/new...-home-prices.>

This page titled [9.2: Identify the Product and the Market](#) is shared under a [CC BY-NC-SA 3.0](#) license and was authored, remixed, and/or curated by [Anonymous](#) via [source content](#) that was edited to the style and standards of the LibreTexts platform.

9.3: Identify the Financing

Learning Objectives

1. Define the effects of the down payment on other housing costs.
2. Calculate the monthly mortgage payment, given its interest rate, maturity, and principal balance.
3. Distinguish between a fixed-rate and an adjustable-rate mortgage and explain their effects on the monthly payment and interest rate.
4. Distinguish between a rate cap and a payment cap, and explain their uses and risks.
5. Determine the effect of points on the monthly mortgage payment.
6. Identify potential closing costs.

Just as your house may be your most significant purchase, your mortgage may be your most significant debt. The principal may be many times one year's disposable income and may need to be paid over fifteen or thirty years. The house secures the loan, so if you default or miss payments, the lender may **foreclose** on your house or claim ownership of the property, evict you, and resell the house to recover what you owed. You may lose not only your house but also your home.

Banks, credit unions, finance companies, and mortgage finance companies sell mortgages. They profit by lending and competing for borrowers. It makes sense to shop around for a mortgage, as rates and terms (i.e., the borrowers' costs and conditions) may vary widely. The Internet has made it easy to compare; a quick search for "mortgage rates" yields many Web sites that provide national and state averages, lenders in your area, comparable rates and terms, and free mortgage calculators.

You may feel more comfortable getting your mortgage through your local bank, which may process the loan and then sell the mortgage to a larger financial institution. The local bank usually continues to service the loan, to collect the payments, but those cash flows are passed through to the financial institution (usually a much larger bank) that has bought the mortgage. This secondary mortgage market allows your local bank to have more liquidity and less risk, as it gets repaid right away, allowing it to make more loans. As long as you continue to make your payments, your only interaction is with the bank that is servicing the loan. Alternatively, local banks may earmark a percentage of mortgages to keep "in house" rather than sell.

The U.S. government assists some groups to obtain home loans, such as Native Americans, Americans with disabilities, and veterans. See, for example, www.homeloans.va.gov/ondemand_vets_stream_video.htm.

Keep in mind that the costs discussed in this chapter, associated with various kinds of mortgages, may change. The real estate market, government housing policies, and government regulation of the mortgage financing market may change at any time. When it is time for you to shop for a mortgage, therefore, be sure you are informed of current developments.

Down Payment

Mortgages require a **down payment**, or a percentage of the purchase price paid in cash upon purchase. Most buyers use cash from savings, the proceeds of a house they are selling, or a family gift.

The size of the down payment does not affect the price of the house, but it can affect the cost of the financing. For a certain house price, the larger the down payment, the smaller the mortgage and, all things being equal, the lower the monthly payments. An example of a thirty-year mortgage is shown in Table 9.3.1 .

Table 9.3.1 : Down Payment and Monthly Payment

Purchase Price	% Down	Mortgage	Mortgage Rate	Mortgage Payment
\$ 250,000	5.00%	\$ 237,500	5.00%	\$ 1,274.95
\$ 250,000	10.00%	\$ 225,000	5.00%	\$ 1,207.85
\$ 250,000	20.00%	\$ 200,000	5.00%	\$ 1,073.64
\$ 250,000	30.00%	\$ 175,000	5.00%	\$ 939.44
\$ 250,000	40.00%	\$ 150,000	5.00%	\$ 805.23
\$ 250,000	50.00%	\$ 125,000	5.00%	\$ 671.03

Usually, if the down payment is less than 20 percent of the property's sale price, the borrower has to pay for **private mortgage insurance**, which insures the lender against the costs of default. A larger down payment eliminates this expense for the borrower.

The down payment can offset the annual cost of the financing, but it creates opportunity cost and decreases your liquidity as you take money out of savings. Cash will also be needed for the **closing costs** or transaction costs of this purchase or for any immediate renovations or repairs. Those needs will have to be weighed against your available cash to determine the amount of your down payment.

Monthly Payment

The monthly payment is the ongoing cash flow obligation of the loan. If you don't pay this payment, you are in default on the loan and may eventually lose the house with no compensation for the money you have already put into it. Your ability to make the monthly payment determines your ability to keep the house.

The interest rate and the maturity (lifetime of the mortgage) determine the monthly payment amount. With a **fixed-rate mortgage**, the interest rate remains the same over the entire maturity of the mortgage, and so does the monthly payment. Conventional mortgages are fixed-rate mortgages for thirty, twenty, or fifteen years.

The longer the maturity, the greater the interest rate, because the lender faces more risk the longer it takes for the loan to be repaid.

A fixed-rate mortgage is structured as an annuity: regular periodic payments of equal amounts. Some of the payment is repayment of the principal and some is for the interest expense. As you make a payment, your balance gets smaller, and so the interest portion of your next payment is smaller, and the principal payment is larger. In other words, as you continue making payments, you are paying off the balance of the loan faster and faster and paying less and less interest.

An example of a **mortgage amortization**, or a schedule of interest and principal payments over the life of the loan, is shown in Table 9.3.2 . The mortgage is a thirty-year, fixed-rate mortgage. Only year one is shown, but the spreadsheet extends to show the amortization over the term of the mortgage.

Table 9.3.2 : A Mortgage Amortization: Year One of a Thirty-Year, Fixed-Rate 6.5 Percent Mortgage

End of Month	Payment	Interest Expense	Principle Paid	Balance
				\$ 200,000.00
1	\$ 1,264.14	\$ 1,083.33	\$ 180.80	\$ 199,819.20
2	\$ 1,264.14	\$ 1,082.35	\$ 181.78	\$ 199,637.42
3	\$ 1,264.14	\$ 1,081.37	\$ 182.77	\$ 199,454.65
4	\$ 1,264.14	\$ 1,080.38	\$ 183.76	\$ 199,270.89
5	\$ 1,264.14	\$ 1,079.38	\$ 184.75	\$ 199,086.14
6	\$ 1,264.14	\$ 1,078.38	\$ 185.75	\$ 198,900.39
7	\$ 1,264.14	\$ 1,077.38	\$ 186.76	\$ 198,713.63
8	\$ 1,264.14	\$ 1,076.37	\$ 187.77	\$ 198,525.86
9	\$ 1,264.14	\$ 1,075.35	\$ 188.79	\$ 198,337.07
10	\$ 1,264.14	\$ 1,074.33	\$ 189.81	\$ 198,147.26
11	\$ 1,264.14	\$ 1,073.30	\$ 190.84	\$ 197,956.42
12	\$ 1,264.14	\$ 1,072.26	\$ 191.87	\$ 197,764.55

In the early years of the mortgage, your payments are mostly interest, while in the last years they are mostly principal. It is important to distinguish between them because the mortgage interest is tax deductible. That tax benefit is greater in the earlier years of the mortgage, when the interest expense is larger.

Monthly mortgage payments can be estimated using the **mortgage factor**. The mortgage factor is a calculation of the payment per \$1,000 of the mortgage loan, given the interest rate and the maturity of the mortgage. Mortgage factors for thirty-, twenty-, and

fifteen-year mortgages are shown in Table 9.3.3 .

Table 9.3.3 : Mortgage Factors for Various Mortgage Rates

	Mortgage Amount	Mortgage Rate	30-Year Mortgage Factor	20-Year Mortgage Factor	15-Year Mortgage Factor
t	\$ 1,000	4.00%	4.77	6.06	7.40
t	\$ 1,000	4.50%	5.07	6.33	7.65
t	\$ 1,000	5.00%	5.37	6.60	7.91
t	\$ 1,000	5.50%	5.68	6.88	8.17
t	\$ 1,000	6.00%	6.00	7.16	8.44
t	\$ 1,000	6.50%	6.32	7.46	8.71
t	\$ 1,000	7.00%	6.65	7.75	8.99
t	\$ 1,000	7.50%	6.99	8.06	9.27
t	\$ 1,000	8.00%	7.34	8.36	9.56
t	\$ 1,000	8.50%	7.69	8.68	9.85
t	\$ 1,000	9.00%	8.05	9.00	10.14

The monthly payment can be calculated as

$$\text{mortgage factor} \times (\text{principal} \div 1,000)$$

So, if you were considering purchasing a house for \$250,000 with a \$50,000 down payment and financing the remaining \$200,000 with a thirty-year, 6.5 percent mortgage, then your monthly mortgage payment would be $6.32 \times \$200,000 \div 1,000 = \$1,264$. If you used a fifteen-year mortgage, your monthly payment would be $8.71 \times \$200,000 \div 1,000 = \$1,742$. If you got the thirty-year mortgage but at a rate of 6 percent, your monthly payment would be \$1,200.

Potential lenders and many Web sites provide mortgage calculators to do these calculations, so you can estimate your monthly payments for a fixed-rate mortgage if you know the mortgage rate, the term to maturity, and the principal borrowed.

Mortgage Designs

So far, the discussion has focused on fixed-rate mortgages, that is, mortgages with fixed or constant interest rates, and therefore payments, until maturity. With an **adjustable-rate mortgage (ARM)**, the interest rate—and the monthly payment—can change. If interest rates rise, the monthly payment will increase, and if they fall, it will decrease. By federal law, increases in ARM interest rates cannot rise more than 2 percent at a time, but even with this **rate cap**, homeowners with ARMs are at risk of seeing their monthly payment increase. Borrowers can limit this interest rate risk with a payment cap, which, however, introduces another risk.

A **payment cap** limits the amount by which the payment can increase or decrease. That sounds like it would protect the borrower, but if the payment is capped and the interest rate rises, more of the payment pays for the interest expense and less for the principal payment, so the balance is paid down more slowly. If interest rates are high enough, the payment may be too small to pay all the interest expense, and any interest not paid will add to the principal balance of the mortgage.

In other words, instead of paying off the mortgage, your payments may actually increase your debt, and you could end up owing more money than you borrowed, even though you make all your required payments on time. This is called negative amortization. You should make sure you know if your ARM mortgage is this type of loan. You can voluntarily increase your monthly payment amount to avoid the negative effects of a payment cap.

Adjustable-rate mortgages are risky for borrowers. ARMs are usually offered at lower rates than fixed-rate mortgages, however, and may be more affordable. Borrowers who expect an increase in their disposable incomes, which would offset the risk of a higher

payment, or who expect a decrease in interest rates, may prefer an adjustable-rate mortgage, which can have a maturity of up to forty years. Otherwise, a fixed-rate mortgage is better.

There are mortgages that combine fixed and variable rates—for example, offering a fixed rate for a specified period of time, and then an adjustable rate. Another type of mortgage is a **balloon mortgage** that offers fixed monthly payments for a specified period, usually three, five, or seven years, and then a final, large repayment of the principal. There are option ARMs, where you pay either interest only or principal only for the first few years of the loan, which makes it more affordable. While you are paying interest only, however, you are not accumulating equity in your investment.

As an asset, a house may be used to secure other types of loans. A **home equity loan** or a second mortgage allows a homeowner to borrow against any equity in the home. A home improvement loan is a type of home equity loan. A **home equity line of credit (HELOC)** allows the homeowner to secure a line of credit, or a loan that is borrowed and paid down as needed, with interest paid only on the outstanding balance. A **reverse mortgage** is designed to provide homeowners with high equity a monthly income in the form of a loan. A reverse mortgage essentially is a loan against your home that you do not have to pay back for as long as you live there. To be eligible for most reverse mortgages, you must own your home and be sixty-two years of age or older. You or your estate repays the loan when you sell the house or die.

Points

Points are another kind of financing cost. One point is one percent of the mortgage. Points are paid to the lender as a form of prepaid interest when the mortgage originates and are used to decrease the mortgage rate. In other words, paying points is a way of buying a lower mortgage rate.

In deciding whether or not it is worth it to pay points, you need to think about the difference that the lower mortgage rate will make to your monthly payment and how long you will be paying this mortgage. How long will it take for the points to pay for themselves in reduced monthly payments? For example, suppose you have the following choices for a thirty-year, fixed rate, \$200,000 mortgage: a mortgage rate of 6.5 percent with no points or a rate of 6 percent with 2 points.

First, you can calculate the difference in your monthly payments for the two different situations. Using the mortgage factor for a thirty-year mortgage, the monthly payments in each case would be the mortgage factor \times \$200,000 \div 1,000 or

Points	Mortgage rate	Mortgage factor	Monthly payment
0	6.50%	6.32	1,264
2	6.00%	6.00	1,200

Paying the two points buys you a lower monthly payment and saves you \$64 dollars per month. The two points cost \$4,000 (2 percent of \$200,000). At the rate of \$64 per month, it will take 62.5 months ($\$4,000 \div 64$) or a little over five years for those points to pay for themselves. If you do not plan on having this mortgage for that long, then paying the points is not worth it. Paying points has liquidity and opportunity costs up front that must be weighed against its benefit. Points are part of the closing costs, but borrowers do not have to pay them if they are willing to pay a higher interest rate instead.

Closing Costs

Other costs of a house purchase are transaction costs, that is, costs of making the transaction happen that are not direct costs of either the home or the financing. These are referred to as closing costs, as they are paid at the closing, the meeting between buyer and seller where the ownership and loan documents are signed and the property is actually transferred. The buyer pays these closing costs, including the appraisal fee, title insurance, and filing fee for the deed.

The lender will have required an independent **appraisal** of the home's value to make sure that the amount of the mortgage is reasonable given the value of the house that secures it. The lender will also require a **title search** and contract for **title insurance**. The title company will research any claims or liens on the deed; the purchase cannot go forward if the deed may not be freely transferred. Over the term of the mortgage, the title insurance protects against flaws not found in the title and any claims that may result. The buyer also pays a fee to file the property deed with the township, municipality, or county. Some states may also have a **property transfer tax** that is the responsibility of the buyer.

Closings may take place in the office of the title company handling the transaction or at the registry of deeds. Closings also may take place in the lender's offices, such as a bank, or an attorney's office and usually are mediated between the buyer and the seller

through their attorneys. Lawyers who specialize in real estate ensure that all legal requirements are met and all filings of legal documents are completed. For example, before signing, home buyers have a right to review a U.S. Housing and Urban Development (HUD) Settlement Statement twenty-four hours prior to the closing. This document, along with a truth-in-lending disclosure statement, sets out and explains all the terms of the transaction, all the costs of buying the house, and all closing costs. Both the buyer and the seller must sign the HUD document and are legally bound by it.

Summary

- The percentage of the purchase price paid upfront as the down payment will determine the amount that is borrowed. That principal balance on the mortgage, in turn, determines the monthly mortgage payment.
- A larger down payment may make the monthly payment smaller but creates the opportunity cost of losing liquidity.
- A fixed-rate mortgage is structured as an annuity; the monthly mortgage payment can be calculated from the mortgage rate, the maturity, and the principal balance on the mortgage.
- A fixed-rate mortgage has a fixed mortgage rate and fixed monthly payments.
- An adjustable-rate mortgage may have an adjustable mortgage rate and/or adjustable payments.
- A rate cap or a payment cap may be used to offset the effects of an adjustable-rate mortgage on monthly payments.
- Points are borrowing costs paid upfront (rather than over the maturity of the mortgage).
- Closing costs are transaction costs such as an appraisal fee, title search and title insurance, filing fees for legal documents, transfer taxes, and sometimes realtors' commissions.

Exercises

1. You are considering purchasing an existing single-family house for \$500,000 with a 20 percent down payment and a thirty-year fixed-rate mortgage at 6 percent.
 1. What would be your monthly mortgage payment?
 2. If you decided to buy two points for a rate of 5 percent, how much would you save in monthly payments? Would it be worth it to buy the points? Why, or why not?
 3. When should you consider an adjustable-rate mortgage?
2. Review the explanation of [adjustable-rate mortgages consumer guide](#) written by the U.S. Federal Reserve (the Fed). According to the Fed, why should you be cautious about adjustable-rate mortgages?
3. Do you presently rent or own your home or apartment? What are your housing costs? What percent of your income is taken up in housing costs? If your housing is costing you more than a third of your income, what could you do to reduce that cost? Record your alternatives in your personal finance journal.
4. As a prospective homeowner, what would be your estimated PITI? Would a bank consider that you qualify for a mortgage loan at this time? Why or why not? What criteria do lenders use to determine your eligibility for a home mortgage?
5. Can you afford a mortgage now? How much of a mortgage could you afford? Answer these questions using online mortgage affordability calculators. If you cannot afford a mortgage now, how would your personal situation and/or your budget need to change to make that possible? Establish home affordability as a goal in your financial planning. Write in your personal finance journal how and when you expect you will reach that goal.
6. Read [12 Steps of a Real Estate Closing](#). According to Investopedia, who attends the closing? What legal documents are processed at the closing?
7. Re-review local real estate, condo, or apartment listings in the price range you have now determined is truly affordable for you. For learning purposes, choose a home you would like to own and record the ad with a photo to put in your personal finance journal. Record the purchase price, the down payment you would make, the mortgage amount you would seek, the current interest rates on a mortgage loan for fixed- and adjustable-rate mortgages for various periods or maturities, the type of mortgage you would prefer, the rate and maturity you would seek, the points you would buy (if any), the number of monthly mortgage payments you would expect to make, and the names of lenders you would consider approaching first.

This page titled [9.3: Identify the Financing](#) is shared under a [CC BY-NC-SA 3.0](#) license and was authored, remixed, and/or curated by [Anonymous](#) via [source content](#) that was edited to the style and standards of the LibreTexts platform.

9.4: Purchasing and Owning Your Home

Learning Objectives

1. Identify the components of a purchase and sale agreement.
2. Explain the importance of a capital budget in determining capital spending priorities.
3. Identify the financing events you may encounter during the maturity of a mortgage.
4. Define the borrower's and the lender's responsibilities to the mortgage.
5. Explain the consequences of default and foreclosure.

The Purchase Process

Now that you've chosen your home and figured out the financing, all that's left to do is sign the papers, right?

Once you have found a house, you will make an offer to the seller, who will then accept or reject your offer. If the offer is rejected, you may try to negotiate with the seller or you may decide to forgo this purchase. If your offer is accepted, you and the seller will sign a formal agreement called a **purchase and sale agreement**, specifying the terms of the sale. You will be required to pay a nonrefundable deposit or **earnest money** when the purchase and sale agreement is signed. That money will be held in **escrow** or in a restricted account and then applied toward the closing costs at settlement.

The purchase and sale agreement will include the following terms and conditions:

- A legal description of the property, including boundaries, with a site survey contingency
- The sale price and deposit amount
- A mortgage contingency, stating that the sale is contingent on the final approval of your financing
- The closing date and location, mutually agreed upon by the buyer and seller
- **Conveyances** or any agreements made as part of the offer—for example, an agreement as to whether the kitchen appliances are sold with the house
- A home inspection contingency specifying the consequences of a home inspection and any problems that it may find, if not already completed and included in the price negotiation
- Possession date, usually the closing date
- A description of the property insurance policy that will cover the home until the closing date

Property disclosures of any problems with the property that must be legally disclosed, which vary by state, except that lead-paint disclosure is a federal mandate for any housing built before 1978.

After the purchase and sale agreement is signed, any conditions that it specified must be fulfilled before the closing date. If those conditions are the seller's responsibility, you will want to be sure that they have been fulfilled before closing. Read all the documents before you sign them and get copies of everything you sign. Do not hesitate to ask questions. You will live with your mortgage, and your house, for a long time.

Capital Expenditures

A house and property need care; even a new home will have repair and maintenance costs. These costs are now a part of your living expenses or operating budget.

If you have purchased a home that requires renovation or repair, you will decide how much of the work you can do immediately and how much can be done on an annual basis. A capital budget is helpful in projecting these capital expenditures and planning the income or savings to finance them. You can prioritize these costs by their urgency and by how they will be done.

For example, Mai and Quan just closed on an older home and are planning renovations. During the home inspection, they learned that the old stone foundation would need some work. They would like to install more energy-efficient windows, paint the walls, and strip and refinish the old, wood floors.

Their first priority should be the foundation on which the house rests. The windows should be the next on the list, as they will not only provide comfort but also reduce the heating and cooling expenses. Cosmetic repairs such as painting and refinishing can be done later. The walls should be done first (in case any paint drips on the floors) and then the floors.

Renovations should increase the resale value of your home. It is tempting to customize renovations to suit your tastes and needs, but too much customization will make it more difficult to realize the value of those renovations when it comes time to sell. You will have a better chance of selling at a higher price if there is more demand for it if it appeals to as many potential buyers as possible. The more customized or "quirky" it is, the less broad its appeal may be.

Early Payment

Two financing decisions may come up during the life of a mortgage: **early payment** and **refinancing**. Some mortgages have an **early payment penalty** that fines the borrower for repaying the loan before it is due, but most do not. If your mortgage does not, you may be able to pay it off early (before maturity) either with a lump sum or by paying more than your required monthly payment and having the excess payment applied to your principal balance.

If you are thinking of paying off your mortgage with a lump sum, then you are weighing the value of your liquidity, the opportunity cost of giving up cash, against the cost of the remaining interest payments. The cost of giving up your cash is the loss of any investment return you may otherwise have from it. You would compare that to the cost of your mortgage, or your mortgage rate, less the tax benefit that it provides.

For example, suppose you can invest cash in a money market mutual fund (MMMF) that earns 7 percent. Your mortgage rate is 6 percent, and your tax rate is 25 percent. Your mortgage costs you 6 percent per year but saves you 25 percent of that in taxes, so your mortgage really only costs you 4.5 percent which is 75 percent of 6 percent. After taxes, your MMMF earns 5.25 percent which is 75 percent of 7 percent. Since your cash is worth more to you as a money market investment where it nets 5.25 percent than it costs you in mortgage interest (4.5 percent), you should leave it in the mutual fund and pay your mortgage incrementally as planned.

On the other hand, if your money market mutual fund earns 5 percent, but your mortgage rate is 8 percent and you are in the 25 percent tax bracket, then the real cost of your mortgage is 6 percent, which is more than your cash can earn. You would be better off using the cash to pay off your mortgage and eliminating that 6 percent interest cost.

You also need to weigh the use of your cash to pay off the mortgage versus other uses of that cash. For example, suppose you have some money saved. It is earning less than your after-tax mortgage interest, so you are thinking of paying down the mortgage. However, you also know that you will need a new car in two years. If you use that money to pay down the mortgage now, you won't have it to pay for the car two years from now. You could get a car loan to buy the car, but the interest rate on that loan will be higher than the rate on your mortgage, and the interest on the car loan is not tax deductible. If paying off your mortgage debt forces you to use more expensive debt, then it is not worth it.

One way to pay down a mortgage early without sacrificing too much liquidity is by making a larger monthly payment. The excess over the required amount will be applied to your principal balance, which then decreases faster. Since you pay interest on the principal balance, reducing it more quickly would save you some interest expense. If you have had an increase in income, you may be able to do this fairly "painlessly," but then again, there may be a better use for your increased income.

Over a mortgage as long as thirty years, that interest expense can be substantial—more than the original balance on the mortgage. However, that choice must be made in the context of the value of your alternatives.

Refinancing

You may think about refinancing your mortgage if better mortgage rates are available. Refinancing means borrowing a new debt or getting a new mortgage and repaying the old one. It involves closing costs: the lender will want an updated appraisal, a title search, and title insurance. It is valuable to refinance if the mortgage rate would be so much lower that your monthly payment would be substantially reduced. That in turn depends on the size of your mortgage balance.

If interest rates are low enough and your home has appreciated so that your equity has increased, you may be able to refinance and increase the principal balance on the new mortgage without increasing the monthly payment over your old monthly payment. If you do that, you are withdrawing equity from your house, but you are not allowing it to perform as an investment, that is to store your wealth.

If you would rather take gains from the house and invest them differently, that may be a good choice. But if you want to take gains from the house and use those for consumption, then you are reducing the investment returns on your home. You are also using nonrecurring income to finance recurring expenses, which is not sustainable. There is also a danger that property value will decrease and you will be left with a mortgage worth more than your home.

Default, Foreclosure, and Fraud

If you have a change of circumstances—for example, you lose your job in an economic downturn, or you have unexpected health care costs in your family—you may find that you are unable to meet your mortgage obligations as planned: to make the payments. A mortgage is secured by the property it finances. If you miss payments and default on your mortgage, the lender has recourse to foreclose on your property, to evict you and take possession of your home, and then to sell it or lease it to recover its investment. Under normal circumstances, lenders incur a cost in repossessing a home and usually lose money in its resale. It may be possible to renegotiate the terms of your mortgage to forestall foreclosure. You may want to consult with a legal representative or to contact federal and/or state agencies for assistance.

You may believe you are having trouble meeting your mortgage obligations because they are not what you thought they would be. Lenders profit by lending. When you are borrowing, it is important to understand the terms of your loan. If those terms will adjust under certain conditions, you must understand what could happen to your payments and to the value of your home. It is your responsibility to understand these conditions. However, the lender has a responsibility to disclose the lending arrangement and all its costs, according to federal and state laws (which vary by state). If you believe that all conditions and terms of your mortgage were not fairly disclosed, you should contact your state banking regulator or the U.S. Department of Housing and Urban Development (HUD). There are also consumer advocacy groups that will help clarify the laws and explore any legal recourse you may have.

Just as your lender has a legal obligation to be forthcoming and clear with you, you have an obligation to be truthful. If you have misrepresented or omitted facts on your mortgage application, you can be held liable for mortgage fraud. For example, if you have overstated your income, misled the lender about your employment or your intention to live in the house, or have understated your debts, you may be prosecuted for **mortgage fraud**. Other forms of mortgage fraud are more elaborate, such as inflating the appraisal amount in order to borrow more.

Summary

- The purchase and sale agreement details the conditions of the sale.
- Conditions of the purchase and sale agreement must be met before the closing.
- A capital budget can help you prioritize and budget for capital expenditures.
- Early payment is the trade-off of interest expense versus the opportunity cost of losing liquidity.
- Refinancing is the trade-off between lower monthly payments and closing costs.
- Both borrowers and lenders have a responsibility to understand the terms of the mortgage.
- Buyers, sellers, lenders, and brokers must be alert to predatory lending, real estate scams, and possible cases of mortgage fraud.
- Default may result in the lender foreclosing on the property and evicting the former homeowner.

Exercises

1. Read what the National Association of Realtors has to say about [real estate purchase agreements](#), and view a sample California [residential purchase agreement](#). For comparison, find a sample purchase and sale agreement for your state.
2. According to this chapter, what information is included in a purchase and sale agreement?
3. Use the [mortgage refinancing calculator](#) at Bankrate.com to find out if you would save money by refinancing your real or hypothetical mortgage at this time. What factors should you take into consideration when deciding to refinance?
4. Read about [mortgage fraud](#) as defined by Investopia.com. What constitutes mortgage fraud? Discuss with others taking this course the common ways homebuyers can become involved both directly and indirectly in mortgage or real estate fraud.
5. Explore the [ways to avoid foreclosure](#) at USA.gov. Inferring from information on this site, what are steps people should take to avoid foreclosure?

This page titled [9.4: Purchasing and Owning Your Home](#) is shared under a [CC BY-NC-SA 3.0](#) license and was authored, remixed, and/or curated by [Anonymous](#) via [source content](#) that was edited to the style and standards of the LibreTexts platform.

9.5: Alternate Perspectives

9.5: Alternate Perspectives is shared under a [not declared](#) license and was authored, remixed, and/or curated by LibreTexts.

9.5.1: Buying a Home

Reasons to Rent or Own a Home

Owning a home has always been the American Dream. In fact, the rate of American home ownership has always been greater than in most European countries. Historically, the homeownership rate in the U.S. has ranged from 63% to 65%, going back to 1970. It rose to 69% just before the Great Recession, but then in 2015, as homes were foreclosed, it dropped all the way back down to 63%. Still, it remains a dream of most people to own their own home.

There are two main factors to consider when trying to decide whether to buy or rent: how long you will be in a location and what your current financial situation is. You need to own a house at least three years to recover your transaction costs, and you should consider whether you can afford the down payment and the monthly mortgage costs. Also, be sure to check if you would be eligible for tax benefits. You can deduct the annual interest of your mortgage plus local real estate taxes. Generally, young people rent while in college, then rent in a downtown area after they get their first job, and then buy a home after they become a couple (especially if they have children). People under 25 tend to rent, as they are not yet locationally stable and because the mortgage interest tax deduction does not help them much. Between the ages of 25 to 55, people tend to buy. At any age, however, low-income people tend to rent due to economic barriers.

You Are Buying a Location, Not Just a Physical Structure

When buying a home, you are buying into a school district, a government, and a neighborhood. Depending on the district, school quality (and associated taxes) can vary significantly and can be a major expense in owning a home. The government in your city or township may or not be interested in actively maintaining the infrastructure of the municipality, which can have an effect on road conditions and municipal taxes. Finally, you want a friendly neighborhood, and if you buy a house when you have children, you want other children for your kids to play with. When you have narrowed down your property choices, it pays to knock on a few doors to introduce yourself and ask about the neighborhood.

When either renting or owning, you consume **housing services**. This is easy to understand with renting but might be a little harder to grasp when it comes to owning. A house is a durable good, or a good that lasts more than three years. A house provides you with housing services that you then pay for. The correct price for a **durable good** is not its purchase price but what is called its annual user cost: your annual out of pocket expenses. For a home, the user cost includes:

- Mortgage payments
- Real estate and other taxes
- Home insurance
- Utilities (electricity, gas or oil, water, sewage)
- Trash collection
- Home and yard maintenance

This probably sounds like it would be more expensive than if you were renting, but really, it is not. Your landlord incurred these same expenses to own the property, and your rent has these expenses taken into account; instead of paying various municipalities, people and companies, you paid your landlord.

Calculate What You Can Afford

There are constraints established by financial institutions on the size of a mortgage you are allowed to take out. The size of the mortgage, of course, will dictate the price of the house you can afford. The Consumer Financial Protection Bureau is a government agency whose job it is to make sure that financial institutions treat consumers fairly. According to the CFPB, your debt payments can be no more than 43% of your gross income:

The 43 percent debt-to-income ratio is important because, in most cases, that is the highest ratio a borrower can have and still get a Qualified Mortgage. Evidence from studies of mortgage loans suggest that borrowers with a higher debt-to-income ratio are more likely to run into trouble making monthly payments.

Here is what makes a qualified mortgage:

A Qualified Mortgage is a loan a borrower should be able to repay. Beginning on January 10, 2014, lenders making virtually any residential mortgage loan will have to assess a borrower's ability to repay the loan. A Qualified Mortgage is presumed to meet this requirement. A Qualified Mortgage is a loan that avoids risky features and meets other requirements general, the borrower also must have a total monthly debt-to-income ratio including mortgage payments of 43% or less.

Your debt-to-income ratio is all your monthly debt payments divided by your gross monthly income. This ratio is one way that lenders measure your ability to manage your monthly loan payments. For example, let's say your monthly debt payments look like this:

- \$1500 for your mortgage
- \$100 for an auto loan
- \$400 for the rest of your debts

This means your monthly debt payments total \$2,000. If your gross monthly income is \$6,000, then your debt-to-income ratio is 33 percent (\$2,000 is 33% of \$6,000). Remember that your student loans must be included in this calculation, so student loans can be a drag on buying your first home.

These regulations are the direct result of the housing and mortgage crisis that lead to the Great Recession. Immediately prior to the housing bust, mortgage companies were committing vast fraud in the initiation and documentation of mortgages and then selling these mortgages to investors. Investors then lost their money in these fraudulent mortgages, and many people lost their houses because they could not make the mortgage payments.

But where did the magic number 43% come from? As I will detail below, the government sponsored (and now government owned) companies, Fannie Mae and Freddie Mac either own or guarantee about 60% of the residential mortgages in the United States. From an analysis of the mortgages they hold (including defaulted mortgages), Fannie Mae and Freddie Mac have determined that 43% is a safe ratio for a household.

Difficulties of First-Time Home Buyers

The biggest difficulty for first-time home buyers is saving up the down payment. As we said above, you can usually put only 10% down on a house and often only 5% down. For the 2019 median house price in the U.S., a 10% down payment would be \$23,000. Saving this amount is difficult, so you might do what many young people do: go to your relatives for help. Remember, though, that you cannot borrow the down payment, but anyone can give you a gift of some or all of the cost.

The second biggest difficulty for first-time home buyers is getting a mortgage. As I mentioned earlier, in order to get a qualified mortgage your debt payments to gross income ratio cannot be more than 43%. This includes auto loan, credit card, and student loan payments. Recently, student loans have surpassed the \$1.5 trillion mark and exceeded the amount of credit card debt owed by all the households in America (\$970 billion in 2018). The amount of student debt that young people have is negatively affecting the economy, slowing down consumer spending and home purchases. There has been talk in Washington, D.C. about figuring out a way to alleviate this debt, but no effective action has been taken yet.

Another difficulty for first-time buyers is that no one is really building a lot of starter homes' for first-time buyers. This is like a vicious cycle. Many first-time buyers cannot qualify for homes at today's prices, so builders are not building as many, so the choices for those first-time buyers who do qualify are limited.

Finally, after a big rush to the cities, the price of housing in hip neighborhoods is getting too expensive, leading millennials to flock to the suburbs. In a 2019 article in the The Wall Street Journal entitled "American Suburbs Swell Again as a New Generation Escapes the City" Valerie Bauerlein discusses this phenomenon:

Millennials, the generation now ages 23 to 38, are no longer as rooted as they were after the economic downturn. Many are belatedly getting married and heading to the suburbs, just as their parents and grandparents did.

Millennials are trying to find small towns that give the feel of a community, instead of a big sprawling suburb with big houses. This means a longer commute to work but better schools and environment for the whole family.

House as Nest or House as Investment

No doubt you have been told that a house is a great investment, and this is generally true. For most people nearing retirement, their work retirement fund and their home equity are the only assets they have to depend on. However, I will point out that a house is both a **nest** and an **investment**. As a nest, you consume housing services from the physical structure you own. You therefore want to be conservative in the type of mortgage you select, and I recommend a simple 30-year fixed rate mortgage. As an investment, a house is an asset that pays you a return either in a dividend or in the appreciation of its value. More than that, owning a house also offers some income tax relief.

Rate of Return on Houses as Investments

Prior to The Great Recession, houses were a great investment. From 1964 to 2009, the average growth rate of housing prices was 5.4% (Freddie Mac). In order to fully understand the rate of return on home ownership, we need to analyze how **leverage** (that is, borrowing part of your investment capital) impacts your investment. Let's say you buy a home at \$230,000, the median national (Zillow, 2019). You then put down 20% of this, or \$46,000. The return must be calculated on your actual cash investment of \$46,000 and not the total house price. If the house goes up in value by 10%, it is now worth \$253,000 for an increase of \$23,000. If you had not taken out a mortgage but paid all cash for the home, your return on investment would have been 10%. However, since you only invested \$46,000 cash into the home, your return on investment is: $\$23,000/\$46,000 = 50\%$. Note, however, that I did not take into account the transaction costs of buying and selling the home and all the costs while owning it.

Finding a Real Estate Agent

Just like finding a contractor to work on your home, finding a good real estate agent requires research. Since the seller pays the commission to the realtors, it costs you nothing to hire your own real estate agent. Here are some tips for finding a good agent.

First, since housing is a local market, you want to find an agent that has a lot of local experience. A local agent will know the home prices in the market and, through their contacts with other agents, know about homes that will be coming on the market soon. This latter information is valuable in a hot real estate market.

Second, it is best to get a referral from friends or acquaintances. A good agent will be loyal and focused on your needs, not just looking to make a commission. A good agent will also know competent home inspection services and mortgage and title insurance companies to help with your purchase.

Finally, you should sit down and interview the referred agent. Ask what they know about the school districts and municipalities in the areas in which you are interested. Ask them to show you recent comparable sales in those areas and ask them what they think you will need to pay. Talk to them about pre-qualifying for a mortgage so you know if you can afford the houses in that area. You need to spend some time talking to the agent about the school districts and the types of houses you like. A good agent will be patient with you to make sure you get a house you can afford and love.

Home Prices

The price of housing, like almost everything else, is determined by supply and demand. The more buyers and the fewer sellers in a local market, the faster housing prices rise. Conversely, more sellers and fewer buyers, the slower housing prices rise. Prior to the Great Recession, however, people actually believed that housing prices never went down. Sadly, that was not to be the case.

The American Association of Realtors' general rule is that if there is a six months' supply of houses, the market is in equilibrium; that is, housing prices neither move up or down. However, if there is less than a six months' supply, house prices tend to rise, and vice versa.

The first thing your real estate agent will do before they meet with you is to look up **comparables**. Comparables are houses that were sold or are for sale in your neighborhood or in the neighborhood you are considering. In order to be comparable, it should have approximately the same square feet as your house or the house you can afford, have the same number of bedrooms and bathrooms, and share other traits in common.

Zillow and Redfin are two good sources for house prices. They can give you fairly accurate estimates of average home prices in the area you are considering. When you look at prices, only look at **sales prices**, not the **listing price**. Only a sold house will give you the correct price that a willing seller and a willing buyer will agree upon.

The Down Payment and Private Mortgage Insurance

Conventional wisdom says that you need 20% as a down payment on a house. However, home buyers can usually put 5% or even 3.5% down if they arrange a U.S. Federal Housing Administration (FHA) loan on a 30-year fixed-rate home mortgage. Note that 3.5% FHA down payments are usually capped at \$417,000 for home mortgage loans, although there are exceptions to that rule depending on location. Many bank loans also often approve loans up to \$417,000 with 5% down. If the loan is larger than that, lenders will usually ask for another 5% down.

Regular 30-Year Fixed Mortgage

Traditional mortgages, like a 30-year fixed rate mortgage, usually require at least a 5% down payment. For example, if you are buying a home for \$200,000, you will need \$10,000 to secure a home loan.

FHA Mortgage

For a government-backed mortgage like a FHA, the minimum down payment is 3.5%. For a home that costs \$200,000, you will need to save \$7,000 to get a loan.

VA Loans

A U.S. Veteran's Affairs (VA) loan offers military members and veterans home loans with zero money down approvals. The U.S. Department of Agriculture (USDA) also has a zero-down loan guarantee program for specific rural areas.

In 2016, the average home down payment was 11% according to the National Association of Realtors. Home buyers age 35 and under on average put down 8% in the same time period. When you are figuring out how much to save for a down payment, know that, while you are not allowed to borrow the money for the down payment, it's perfectly acceptable to use any cash gifts from friends, family, or business partners. Setting aside any workplace bonuses or financial windfalls (like an inheritance) can also curb the impact of having to save. Many young people (including myself) got help with the down payment on their first house by their parents, grandparents, or other relatives; there is no need to be prideful about it. Accept with gratitude any help you get, and be sure to send them a thank you letter.

If you take out a traditional mortgage and do not make a 20% down payment, your financial institution will likely make you purchase **Private Mortgage Insurance (PMI)**. PMI is arranged by the lender and provided by private insurance companies to insure the financial institution against loss of money if they foreclose on your house and sell it. A buyer usually would be required to put down 20%, and the financial institution would put a mortgage of 80% of the purchase price. If the buyer defaults, and the lender forecloses on the home, the lender only has to sell the house for 80% of what you paid for it to be made whole on its mortgage. The 20% down payment gives the lender a cushion to recover its loan, even if home values have declined since the borrower bought the house.

If the buyer puts down less than 20%, this means that the lender's **Loan-to-Value ratio** (the percent of the purchase price the lender finances) is higher than 80%. This increases the risk that the financial institution will not recover its loan if the buyer defaults. PMI essentially insures the recovery of the difference between a 5% down payment and a 20% down payment. Let's say you buy a home for \$300,000. Whereas people used to put down 20% (\$60,000.00), you only put down 5% (\$15,000.00). The lender is now financing 95% of the purchase price (\$ 285,000.00). In order to cover the increased loan exposure, the lender will arrange for PMI and make you pay for this insurance. It costs somewhere between 0.5% and 1% of the total outstanding mortgage. For the example above, a 0.5% premium of the PMI on a mortgage of \$285,000 would cost you \$1,425.00 per year, or an additional monthly payment of \$119.00.

You should buy a home as soon as you have at least a 5% down payment and go ahead and pay the PMI premium. It is hard enough to save money for a down payment (or ask your parents for the down payment) when you are beginning your career. In addition to that, the Consumer Financial Protection Bureau states that when the amount outstanding on your mortgage becomes 78% or less of the value of your home, then by law, your lender must cancel the PMI (and you stop paying the premium). In practice, you can often get your lender to remove the PMI when your mortgage is 80% or less of the home's value. In both cases, you want to alert your lender of the Loan-to-Value and ask that the PMI be cancelled. The lender will likely not do it automatically.

Qualifying to remove the PMI happens reasonably quick because your home value will appreciate at least 3% per year. Your lender will not pay attention to the home values in your area so will not volunteer to remove your PMI. You have to ask your lender to do it. Stay informed about the property values of comparable homes in your neighborhood. The bank may ask you to pay for another appraisal (\$300 to \$500) but it is worth the money to save the PMI premium each month.

Where to Get a Mortgage

Many financial institutions say they can arrange a home mortgage for you, including commercial banks (e.g., Wells Fargo, Bank of America) and mortgage brokers (e.g., Rocket Mortgage and Ditech.com). Some will charge higher fees than others. However, the best place to get a mortgage is a credit union. As we discussed earlier, a credit union is essentially a non-profit entity, as it is owned by its members and, unlike a commercial bank, does not need to make a profit to pass on to stockholders. Therefore, a credit union will charge a lower interest rate and fewer fees than either a mortgage broker or a commercial bank.

If you are not currently a member of a credit union, you can easily join one. State laws differ slightly on credit unions, but you can now join almost any credit union by opening a checking and savings account and depositing \$5.00. Go visit the credit union office that is most convenient to you and open an account. You can then apply for a mortgage. Credit unions are in the business of lending money, so if your credit history is good, they will be happy to work with you.

Pre-Qualifying for a Mortgage

If you are ready to buy a house, it is important to pre-qualify for a mortgage. You do this by going to your financial institution and submitting all the paperwork they require before you make an offer on a house. You can do this while you are still house hunting. The lender will give you a letter saying you qualify for a mortgage of a certain amount, addressed either to you or to your real estate agent. A lender can easily determine the maximum mortgage that you qualify for. As we said before, your total monthly debt payments plus the mortgage payment cannot exceed 43% of your gross monthly income. If your credit score is acceptable, the lender will give you a letter testifying to the maximum mortgage you qualify for.

A credit score of 700 or above is ideal. A credit score from 600 to 700 may affect the interest rate you will be charged on the mortgage and may affect the maximum amount you can borrow. However, this usually will still allow you to get a mortgage close to the 43% maximum mortgage guideline. A credit score under 600 will be a problem in securing a mortgage but not impossible. If you have a credit score under 600, you should first try your credit union or an online mortgage broker like Rocket Mortgage or Ditech.com.

Pre-qualifying for a mortgage is an important competitive edge in winning a bid on a house, especially if several people are interested in the same house as you. The sales contract that you will sign will have a **contingency clause** which states that your offer is dependent on securing a mortgage. If you already have a letter from your lender saying they have pre-approved you for a mortgage, then the seller can feel comfortable that you will be able to close the deal.

It is common practice to get pre-approved for a mortgage now, so if you do not, you will be at a competitive disadvantage. This is especially true when there is a **seller's market** (more demand for than supply of houses) as opposed to a **buyer's market**.

Types of Mortgages

There are many different flavors of mortgages in the marketplace. These are the three most common:

- A fixed rate 30-year mortgage
- A fixed rate 15-year mortgage
- A three-year adjustable rate mortgage

The **thirty-year-fixed rate mortgage** is by far the most common type, and I recommend this for your principal residence. In this case, be conservative. Take out a conventional or FHA fixed-rate thirty year mortgage loan when you buy your house. A thirty-year fixed rate mortgage has a consistent monthly payment. This gives you a specific amount you need to budget each month. Also, the longer the term of the loan, the lower the amount of principle that must be paid back (or **amortized**) every month; that means a smaller monthly payment. As with any loan, the interest you pay is on the outstanding principle. But if the outstanding principal changes every month (along with the interest) as you pay down the loan, how do you end up with a consistent monthly payment? Simply put, the paydown of the principle of the loan changes every month. Here is a typical relationship of interest to principal each month in a thirty-year fixed rate constant payment mortgage:

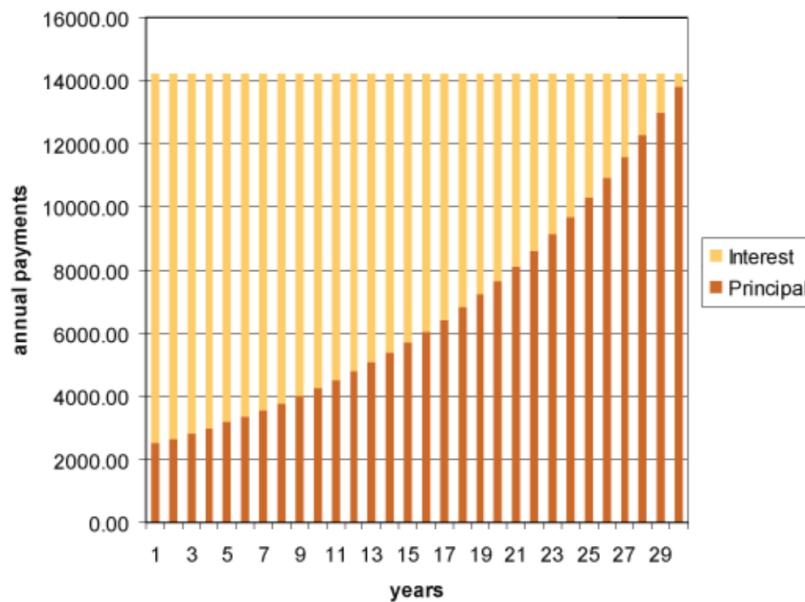


Figure 9.5.1.1: Amortization of a \$200,000 loan for 30 years at 5.9% by The Federal Reserve Board is in the public domain.

A **fifteen-year fixed rate mortgage** is similar to a thirty-year fixed rate mortgage, but you repay the principle over fifteen years instead of thirty. The only major advantage of a fifteen-year loan is that you pay off the principal sooner, which, in addition to being satisfying, saves a lot of interest. However, the monthly payment is larger. Below, you can see an example of how much interest you can save. The loan amount in each case is \$200,000, and the interest payments are shown in orange on the chart.

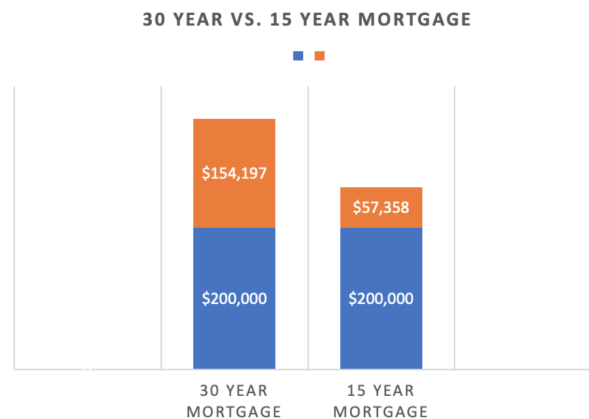


Figure 9.5.1.2: Mortgage Total Cost 15 year v. 30 year

Now let's compare payments between a thirty-year and a fifteen-year fixed rate mortgage. Here is a 95% Loan-to-Value loan for a thirty-year and a fifteen-year fixed rate mortgage on the median home price in the United States:

- Median home price: \$227,000
- Down payment (5%): \$11,350
- Closing costs (2%-3%): \$4,900
- Mortgage amount: \$222,450

For a \$222,450 mortgage, here is what your monthly payment would be:

Monthly mortgage payment for 30-year loan at 6% =

$$\$1.292 + P \cdot \frac{r}{12} (0.5\% = \$18.5/\text{mo}) = \$1.477 \quad (9.5.1.1)$$

Monthly mortgage payment for 15-year loan at 6% =

$$\$1.819 + P \cdot \frac{r}{12} (0.5\% = \$18.5/\text{mo}) = \$2.004 \quad (9.5.1.2)$$

Since rates and home prices vary, you can use an online calculator to calculate a mortgage. Generally, younger people buying their first or second house cannot afford the higher payment on a fifteen-year mortgage, so they choose the thirty-year instead. My advice is to go with the thirty-year mortgage with the lower monthly payment. This will help your cash flow.

A **three-year adjustable rate mortgage** (ARM) has an interest rate that is adjusted upward (or downward) based on a certain designated financial index after three years or to a predetermined rate. The principal payment is usually based on a thirty-year amortization. The advantage of this loan is that the interest rate is lower at the beginning. For example, on September 17, 2019, the rate on a five-year ARM ranged from 3.00% to 3.25% while the rate on a thirty-year fixed rate mortgage was 3.97%. However, when the interest rate is adjusted the payment often is higher, and this can create a cash flow problem for the borrower.

There are many different types of adjustable-rate mortgages, but they all have common elements. For example, if the mortgage is a five-year ARM, it will be tied to some index of interest rates, such as the five-year U.S. Treasury Note. Then, after the first five years, the interest rate will be changed once a year in accordance with any changes in the five-year Treasury Note. This also means that the monthly payment will change (up or down) as the interest rate of the index changes. The lender will also specify how much above the index interest rate your mortgage interest rate will be. This is called the **margin** or **mark up**. As an individual, you cannot borrow money at the same rate as the U.S. government, as you represent a higher risk for the lender. The higher risk is reflected in the higher rate. If we look at the rates in the previous paragraph, we see that the five-year ARM mortgage has a margin or risk premium of 1.4% over the five-year U.S. Treasury Note (3.00% 5yr ARM – 1.6% 5yr Treasury = 1.4% risk premium).

The likelihood is that once the first five years is over, the rate will increase and, as a result, your monthly payment will increase. The assumption here is that five years from now your salary will have increased, and you can afford a higher monthly payment. However, the ARM interest rate will have what is known as **caps** on it. Caps are limits on how much the ARM interest can rise in any one year or over the life of the loan. Here is a hypothetical example:

- 5-year Adjustable Rate Mortgage: 5.25% will not adjust more than +/- 0.5% in first 5 years then adjusts to market rate at the time
- Constant monthly payment: \$1,190
- Principle amortization based on 30-year amortization: 30-year amortization
- Rate for five years: 5.25%

After five years, the rate will adjust every year on the anniversary of the loan to a rate that is 2.00% above the rate of the five-year U.S. Treasury Note.

- Annual cap: Upon adjustment, the rate will not go up (or down) more than 0.25% each year it is adjusted or go up more than 1% total for the life of the loan.

With an adjustable rate mortgage, you may end up doing a partial amortization or a negative amortization of your principal. Partial amortization or zero amortization in a mortgage will occur if you take out an interest-only mortgage. If you are paying only the interest on the loan, it reduces the monthly payment. However, the downside is that the principal does not decrease and must be paid off if you sell the house or refinance the loan. If you are paying only the interest on your home mortgage plus a little bit of the principal (in order to reduce the monthly payment) the amount of the loan paid off will not decrease as rapidly as it will with a thirty-year or fifteen-year home loan.

If you take out an adjustable rate mortgage, you may also end up with negative amortization of the principal of your home loan. A negative amortization loan is one in which you are not even paying the market interest on your home loan. Any interest above the market interest is added to the balance of unpaid principal. Negative amortizations can be offered with certain types of mortgage products. Although negative amortization can help provide more flexibility to borrowers by reducing the monthly payment, it can also increase their exposure to interest rate risk and actually increases the amount they owe.

Fannie Mae and Freddie Mac

Fannie Mae, or FNMA, is shorthand for the Federal National Mortgage Association. **Freddie Mac**, or FHLMC, refers to the Federal Home Loan Mortgage Corporation. The main difference between Fannie and Freddie comes down to who they buy mortgages from. Fannie Mae mostly buys mortgage loans from commercial banks, while Freddie Mac mostly buys them from smaller banks that are often called **thrift banks**.

Fannie Mae and Freddie Mac were created by Congress to perform an important role in the nation's housing finance system: to provide liquidity, stability, and affordability to the mortgage market. They provide **liquidity** (ready access to funds on reasonable terms) to the thousands of banks, savings and loans, and mortgage companies that make loans to finance housing.

It may not seem like it, but the banking business model, especially in mortgage lending, is a very unstable business model. Banks borrow **short** (that is, borrow money from depositors or from 90-day Commercial Paper lenders) and lend it **long** through multi-year credit cards, one year lines of credit, three year auto loans and, in the case of the mortgage market, three to thirty year mortgages. Depositors can demand their money back at any time, and the 90-day Commercial Paper loans must be renewed every 90 days. If a large portion of the depositors demanded their money back at once or if the banks were not able to roll over the Commercial Paper, the bank would be illiquid and would likely have to close. Fannie Mae and Freddie Mac buy the three-to-thirty-year mortgages and give the banks a profit for originating them. The banks get their money back and can lend it out again.

As to affordability, Fannie Mae and Freddie Mac bundle the mortgages and attach a guarantee to the bonds they buy. Since the market considers this a “quasi-guarantee” by the U.S. government, the interest rate that FNMA and FHLMC must pay on these bonds approaches the low interests on U.S. Treasury bonds. This translates to low interest rates on mortgages that qualify for purchase by these two institutions. They are very powerful in the mortgage market, owning or having guaranteed over 60% of all U.S. mortgages.

Fannie Mae and Freddie Mac buy mortgages from lenders and either hold these mortgages in their portfolios or package the loans into **mortgage-backed securities** (MBS) that may be sold. Lenders use the cash raised by selling mortgages to the enterprises to engage in further lending. The enterprises’ purchases help ensure that individuals and families that buy homes and investors that purchase apartment buildings and other multifamily dwellings have a continuous, stable supply of mortgage money. These institutions also set the rates and the conditions for the mortgages they will buy (called **prime mortgages**). Fannie Mae and Freddie Mac also help stabilize mortgage markets and protect housing during extraordinary periods of stress in the broader financial system.

Fannie Mae was first chartered by the U.S. government in 1938 and was a company whose stock was sold to the public, and Freddie Mac was chartered by Congress in 1970 as a private company, whose stock was also sold to the public. During the Great Recession, both Fannie Mae and Freddie Mac went bankrupt and were taken over by the U.S. Treasury Department. They are still in what is called conservatorship and pay their profits to the U.S. Treasury.

The Home Mortgage Crisis of 2006 to 2009 and the Great Recession

The following graph shows median home prices in the U.S. before, during, and after the mortgage crisis of 2006 to 2009 (Case/Shiller, 2009). The Case/Shiller Index is one of the most respected indices of home prices. Note that home prices for the 10 largest U.S. cities (the Composite 10) and the 20 largest U.S. cities (the Composite 20) along with the National Index began dropping in early 2006 and continued to drop until sometime in the year 2009.

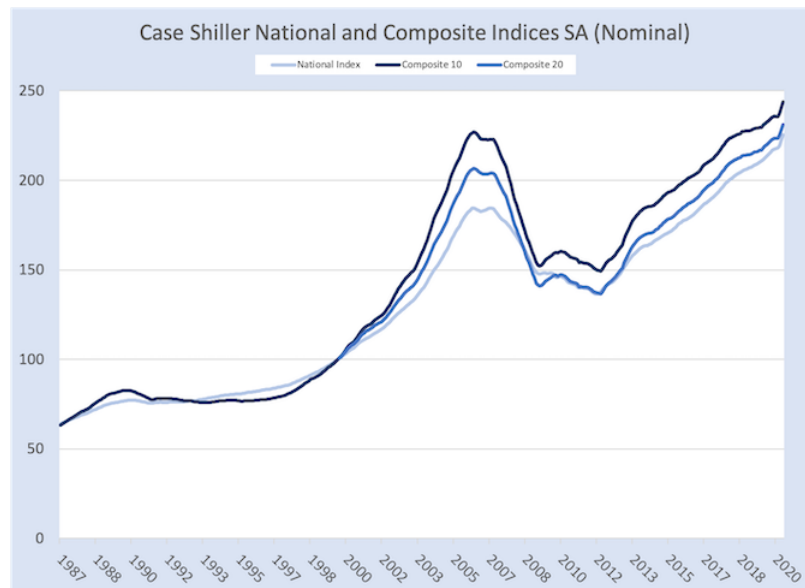


Figure 9.5.1.3: Case Shiller Index by Fred Rowland is used under a CC BY-NC 4.0 License. Source: Federal Reserve Economic Data [FRED] (12/2020).

As Akerloff and Shiller (both Nobel Prize laureates in Economics) contend in their book, *Animal Spirits*, most recessions begin with a financial crisis (2009). The Great Recession was no exception. Fannie Mae and Freddie Mac were not owned by the

government but instead private organizations that offered stock to the public. Fannie Mae and Freddie Mac were very profitable and became the envy of the Wall Street banks. In fact, as of now, they own or guarantee 60% of the mortgages in the United States!

They became so profitable by purchasing mortgages from banks and mortgage brokers (called the **originators**) and assembling them into bonds they then sold. Fannie Mae's and Freddie Mac' guarantees were seen by investors as being equivalent to an implicit guarantee by the U.S. government. Therefore, Fannie Mae and Freddie Mac were able to pay very low interest rates on the bonds, allowing them to make large profits on the difference between the interest rates they were receiving on the mortgages they purchased and the low rates they were borrowing their money at by selling bonds.

Wall Street banks wanted to get in on the action. The problem was that even the biggest banks could not match the implicit government guarantee that backed the Fannie Mae and Freddie Mac bonds. Instead, they came up with the idea of paying for default insurance on the bonds they wanted to issue to buy mortgages. The banks went to AIG, the largest insurance company in the world, and convinced them to issue default insurance. With this AIG guarantee, the banks were able to get the highest credit rating on their bonds and to borrow money almost as cheaply as Fannie Mae and Freddie Mac.

Like all screwy schemes, things went well (and profitably) for a while (from 2000 to 2003), but then the banks got greedy. As they started to run out of very credit-worthy mortgages to buy (the prime mortgages), the Wall Street banks bought less credit-worthy mortgages (known as **subprime mortgages**). These subprime mortgages were structured in a dizzying array of new types of loans or even loans where the income and assets of the home buyer were self-reported and not verified (called **liar loans**). These subprime mortgages were all bundled into bonds with some prime mortgages and the AIG guarantee the bonds the highest credit rating.

In 2006, subprime mortgage holders began to default—not just a few, but millions. This caused a total halt to the bond market for Wall Street banks. According to the **Generally Accepted Accounting Practices** rules (GAAP), if there is no market for an asset you own, you must write its value down to zero in your financial statements. The Wall Street banks had to write down the mortgage-backed bonds they held to zero, and as a result every major bank in the United States became insolvent (except for J.P. Morgan, who did not participate as much in this bond party). They all had to be bailed out in 2008 by the Federal Reserve Bank.

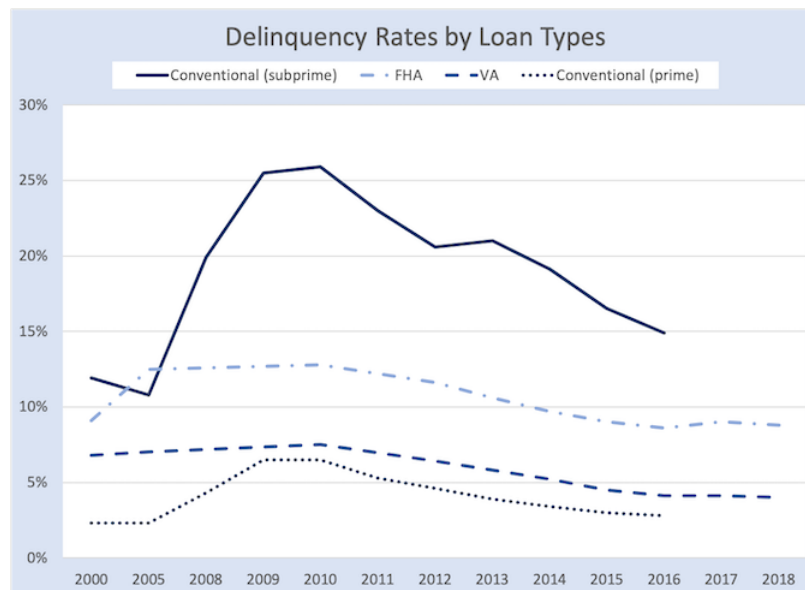


Figure 9.5.1.4: Delinquency Rates by Loan Types by Fred Rowland is used under a CC BY-NC 4.0 License. Source: Statistical Abstract of the United States data (2020).

The dominoes began to fall. The availability of cheap and easy money to buy houses had caused a spike in housing prices from 2000 to 2005. The mortgage defaults and the resulting disappearance of this easy money then caused housing prices to drop precipitously. Millions had bought homes at elevated prices and borrowed mortgages on those elevated prices. When home prices fell, the value of their homes was less than the mortgage amount they owed on their home (called being underwater). Ultimately, three million people lost their homes to foreclosure in 2008, and it is estimated that as many as ten million people lost their homes to foreclosure in the Great Recession. The financial crisis and the ensuing drop in home prices and foreclosures were one of the major causes, if not the major cause, of the Great Recession. Eight and a half million people lost their jobs in this recession. The value of stocks in the U.S. stock market dropped 38% to 40% during the recession.

Since then, housing prices have recovered in the United States (and internationally). Even further, some cities can be classified as unaffordable for middle class people. Here is data on the most unaffordable cities, when we compare home prices to income:



Figure 9.5.1.5: Where it is Hardest to Afford a Home by Statista is used under a CC BY-ND 3.0 License.

Transaction Costs of Purchasing a Home

Here is an estimate of the closing costs on a 95% Loan-to-Value loan and a thirty-year fixed rate mortgage on the median home price in the United States:

- Median home price: \$227,000
- Down payment (5%): \$11,350
- Closing costs (2%-3%): \$4,900
- Mortgage amount: \$222,450

The closing costs will be quite substantial, and these will likely include the following:

Table 9.5.1.1: Closing Costs

Item	Comments	
Mortgage Points	1% of Mortgage	\$2,200
Origination Fee		\$700
Appraisal Fee		\$300
Application Fee		\$200
Attorney Fee (Deed Preparation)		\$500
Inspection Fee (Termites or Radon)		\$300
Title Insurance		\$500
Other Fees		\$200
TOTAL		\$4,900

You may also be asked to pay for some other items at closing:

- **Reimbursement of Oil:** If your purchased home has oil heat, you will likely be asked to reimburse the seller for oil left in the oil tank.
- **Prepayment of Insurance:** The bank giving you the mortgage may ask you to pay at settlement the first six months of homeowners insurance, so they know, at least initially, that the home is insured.
- **Reimbursement of Real Estate Taxes:** If the seller has already paid all the real estate taxes for the year and there are, e.g., six months left in the tax year, you will have to reimburse the seller for six months of real estate taxes.
- **State Transfer Tax:** Some states have real estate transfer taxes, which are charged on home sales. As an example, the state of Pennsylvania has a 2% transfer tax on all home sales. One percent of this is paid by the buyer and 1% is paid by the seller.

You are entitled to a full good faith estimate of the closing costs at least a few days prior to closing on the house and closing on the mortgage. If you do not get one, ask for it.

How to Calculate the Monthly Payment

Start with the approximate sales prices of recently sold houses in the neighborhood. Next, figure out what amount of money you have for the down payment. This will most likely need to be a 5% down payment. If you do not have 5%, often you can put only 3% down. Next, realize your closing costs will be 2% to 3% of the purchase price (depending on any real estate transfer tax in your state). Then calculate the mortgage you will need by taking the home price and deducting the 5% down payment and adding the closing costs. Finally, use a mortgage calculator online.

Tax Consequences of Home Ownership

There are significant income tax benefits to owning a home. The Internal Revenue Code allows you to deduct all interest you pay on your mortgage from your personal income. The tax savings you receive will be in line with the rate of federal income taxes you pay on your income. For example, if you pay a tax rate of 20% in income taxes, you will save 20% of the annual interest you pay on your mortgage. Let's say the total interest you pay annually on your mortgage is \$9,600, and your average tax rate is 20%. That means you will save $\$9,600 \times 0.20 = \$1,920$. Also, you do not have to wait until you file your taxes to get a refund of that money. You can adjust the IRS Form W-4 with your employer at any time. You will add additional deductions on the W-4 so that less income tax is withheld every pay period. This improves your cash flow and helps with the monthly mortgage payment. The ability to deduct the interest on your mortgage payments is a significant subsidy for American homeowners. This tax savings does not exist in many other countries.

Annual Costs of Home Ownership

If you purchase a brand new house, you will likely not have any major maintenance expenses for a couple years. However, for previously owned homes, the annual average for repairs and maintenance (painting, driveway resealing, etc.) is estimated to be from 2% to 4% of the value of the home per year, depending on how old the home is. Zillow estimates homeowners can spend over \$9,000 a year on average.

Common Mistakes in Taking Out a Mortgage

The biggest mistake people make in buying a home is to buy a more expensive house than they can afford. This, of course, means that they will take out a bigger mortgage than they can afford. The mortgage payment on the house is the gauge of how expensive a house you can qualify for. A qualified loan is one where the total debt payments-to-total income ratio is no more than 43%. However, just because you qualify for a certain loan size does not mean you should buy the most expensive house you can. There are maintenance expenses on the house and other expenses you need to consider. Seriously review your household budget and include the mortgage payment and expenses. Then decide what monthly mortgage payment you are comfortable with. Do not forget to consider the tax savings on the mortgage interest in your budget.

When to Refinance

Historically, common wisdom said that you should refinance if you can reduce your mortgage interest rate by 2%. However, many people refinance if they can lower their interest rate by 1%. You should definitely refinance an adjustable rate mortgage to a fixed rate thirty-year or fifteen-year mortgage to protect yourself against interest rate increases. Essentially, the decision to refinance should be based on a cost/benefit analysis. What will it cost you to refinance, and how much will you save per month? Calculate how many months it will take you to get back the fees you paid to refinance from the savings. Bankrate.com has a refinancing

calculator to show you how much you can save and how long it will take you to get your fees back. The fees to refinance are similar to the fees to take out the original mortgage:

- Origination fee
- Appraisal fee
- Application fee
- Attorney fee (deed preparation)
- Inspection fee (termites or radon)
- Title insurance
- Other fees (PMI insurance)

These could total up to 2% of the new financed amount. Always ask the bank early on what the fees for refinancing add up to. This will enable you to do an informed cost/benefit analysis.

Table 9.5.1.1. Refinancing Example

	Example	Your numbers
1. Your current monthly mortgage payment	\$1,199	
2. Subtract your new monthly payment	– \$1,073	
3. This equals your monthly savings	\$126	
4. Subtract your tax rate from 1 (e.g. $1 - 0.28 = 0.72$)	0.72	
5. Multiply your monthly savings (#3) by your after-tax rate (#4)	$\$126 \times 0.72$	
6. This equals your after-tax savings	\$91	
7. Total of your new loans' fees and closing costs	\$2,500	
8. Divide total costs by your monthly after-tax savings (from #6)	$\$2,500 / 91$	
9. This is the number of months it will take you to recover your financing costs	27 months	

9.5.1: Buying a Home is shared under a [not declared](#) license and was authored, remixed, and/or curated by Donald T. Wargo, Temple University.

SECTION OVERVIEW

9.5.2: Housing

9.5.2.1: Buying a Home

9.5.2.2: Mortgages

9.5.2.3: Housing-Related Complaints

This page titled [9.5.2: Housing](#) is shared under a [Public Domain](#) license and was authored, remixed, and/or curated by [Lumen Learning](#).

9.5.2.1: Buying a Home

Thinking about buying a home? We have information that can help! Got questions? Talk to one of our [housing counselors](#)!

1. Figure out how much you can afford

What you can afford depends on your income, credit rating, current monthly expenses, downpayment and the interest rate.

- [Home Economics](#)
- [Homebuying programs in your state](#)

2. Know your rights

- [Fair Housing: Equal Opportunity for All](#) – brochure
- [Real Estate Settlement Procedures Act \(RESPA\)](#)
- [Borrower's rights](#)
- [Predatory lending](#)

3. Shop for a loan

- [Looking for the best mortgage: shop, compare, negotiate](#) – brochure
- [Let FHA help you](#)
- [Learn about interest only loans](#)

4. Learn about homebuying programs

- [Homebuying programs in your state](#)
- [Let FHA help you](#) (FHA loan programs offer lower downpayments and are a good option for first-time homebuyers!)
- HUD's special homebuying programs
 - [Good Neighbor Next Door](#) (formerly known as Teacher/Officer/Firefighter Next Door)
 - [Homeownership for public housing residents](#)
 - [Indian Home Loan Guarantee Program](#) (Section 184)

5. Shop for a home

- [Wish list](#) – what features do you want?
- [Home-shopping checklist](#)? take this list with you when comparing homes
- [Homes for sale](#) (including HUD homes)
- [“Fixer-Uppers – home purchase and repair programs](#)
- [Manufactured \(mobile\) homes](#)
- [Shopping for a Home FAQ's](#)

6. Make an offer

- [Making an offer](#)

7. Get a home inspection

- [For Your Protection Get a Home Inspection](#)

8. Shop for homeowners insurance

- [Homeowners insurance](#)
- [12 ways to lower your homeowners insurance costs](#)

9. Sign papers

You're finally ready to go to “settlement” or “closing.” Be sure to read everything before you sign!

- [Getting ready to close](#)

Contributors and Attributions

CC licensed content, Shared previously

- **Authored by:** U.S. Department of Housing and Urban Development. **Located at:** https://portal.hud.gov/hudportal/HUD?src=/topics/buying_a_home. **License:** *Public Domain: No Known Copyright*

This page titled [9.5.2.1: Buying a Home](#) is shared under a [Public Domain](#) license and was authored, remixed, and/or curated by [Lumen Learning](#).

- [5.1: Buying a Home](#) by Lumen Learning is licensed [Public Domain](#).

9.5.2.2: Mortgages

Learn some of the basics about mortgages.

What's on This Page

- [Mortgage Refinancing](#)
- [Predatory Loans](#)
- [Reverse Mortgages](#)

Mortgage Refinancing

Refinancing refers to satisfying a debt by making another loan on new terms. The most common consumer refinancing is for a home mortgage, which generally involves paying off your existing mortgage and taking out a new mortgage.

The following resources provide further information:

- [A Consumer's Guide to Mortgage Refinancings](#)
- [Buying Your Home: Settlement Costs Booklet](#) (PDF, [Download Adobe Reader](#))
- [Interest Rate Reduction Refinancing Loans \(IRRRL\)](#) – For Veterans

Making Home Affordable Program

The Making Home Affordable Program offers opportunities to modify or refinance your mortgage to make your monthly payments more affordable. It also includes the Home Affordable Foreclosure Alternatives Program for homeowners who are interested in a short sale or deed-in-lieu of foreclosure. Call 1-888-995-4673 for more information.

Please note: New Federal Reserve rules require mortgage companies to notify homeowners when their loans are transferred to another company. The company that takes over your loan must send you a notice within 30 days of acquiring it. Even with a new loan owner, the company that “services” or handles your loan might not change and you might continue to send your payments to the same address. If that loan servicer changes, you will receive a separate notice.

For more information about servicing companies, read the Federal Trade Commission’s publication “Mortgage Servicing: Making Sure Your Payments Count.”

[Back to Top](#)

Predatory Loans

Most mortgage professionals are trustworthy and provide a valuable service, helping you to buy or refinance your home. But dishonest or “predatory” lenders do exist and engage in practices that increase the chances of borrowers losing their homes to foreclosure. To avoid becoming a victim of predatory lending, you need to understand the process to buy a home and be a smart consumer.

What Is Predatory Lending?

Predatory lenders, appraisers, mortgage brokers and home improvement contractors could use any of these tactics to take away your home or investments:

- Sell properties for much more than they are worth using false appraisals
- Encourage borrowers to lie about their income, expenses, or cash available for down payments in order to get a loan
- Knowingly lend more money than a borrower can afford to repay
- Charge high interest rates to borrowers based on their race or national origin and not on their credit history
- Charge fees for unnecessary or nonexistent products and services

Avoid Predatory Loans by Being a Smart Consumer

Follow these guidelines to avoid becoming a victim of predatory lending:

- Before you buy a home, attend a homeownership education course offered by a U.S. Department of Housing and Urban Development (HUD)-approved, non-profit counseling agency.
- Interview several real estate professionals (agents), and ask for and check references before you select one to help you buy or sell a home.

- Get information about the prices of other homes in the neighborhood. Don't be fooled into paying too much.
- Hire a qualified and licensed home inspector to carefully inspect the property before you are obligated to buy. Determine whether you or the seller will be responsible for paying for the repairs.
- Shop for a lender and compare costs. Be suspicious if anyone tries to steer you to just one lender.

The HUD Office of Housing Counseling has a list of [federal, state, and local resources](#) to protect you from predatory lending.

[Back to Top](#)

Reverse Mortgages

A reverse mortgage is a home loan that you do not have to pay back for as long as you live in your home. You only repay the loan when you die, sell your home, or permanently move away. Homeowners who are at least 62 years old are eligible. These mortgages allow older homeowners to convert part of the equity in their homes into cash without having to sell their homes or take on additional monthly bills.

Read more [information about reverse mortgages](#).

Types of reverse mortgages include:

- Federally insured Reverse Mortgages – Known as [Home Equity Conversion Mortgages \(HECM\)](#)
- Proprietary Reverse Mortgages
- Single Purpose Reverse Mortgages

Be sure to watch for aggressive lending practices, advertisements that refer to the loan as “free money,” or those that fail to disclose fees or terms of the loan. To be a savvy consumer and help protect yourself, remember:

- Do not respond to unsolicited advertisements
- Be suspicious of anyone claiming that you can own a home with no down payment
- Seek out your own reverse mortgage counselor
- Never sign anything you do not fully understand
- Make sure the loan is federally insured

Reporting Fraud or Abuse

If you suspect fraud or abuse, let the counselor, lender, or loan servicer know. You may also file a complaint:

- [Federal Trade Commission \(FTC\)](#)
- [State Attorney General's office](#)
- [State banking authority](#)

If you have questions, contact [your local Homeownership Center](#) for advice.

Contributors and Attributions

CC licensed content, Shared previously

- **Authored by:** USA.gov. **Located at:** <https://www.usa.gov/mortgages>. **License:** *Public Domain: No Known Copyright*

This page titled [9.5.2.2: Mortgages](#) is shared under a [Public Domain](#) license and was authored, remixed, and/or curated by [Lumen Learning](#).

- [5.2: Mortgages](#) by Lumen Learning is licensed [Public Domain](#).

9.5.2.3: Housing-Related Complaints

Find out what to do if you have one of these complaints when buying or renting a home.

What's on This Page

- [Complaints About Mortgage Companies](#)
- [Identify and Complain about Housing Discrimination](#)
- [Landlord and Tenant Disputes](#)

Complaints About Mortgage Companies

If you feel that you have been the victim of a discriminatory lending transaction, you can contact the [Federal Trade Commission \(FTC\)](#) or file a complaint using their Online Complaint Assistant. The FTC has enforcement authority in the case of mortgage companies for the following laws:

- [Equal Credit Opportunity Act \(ECOA\)](#)
- [Truth in Lending Act](#)
- Fair Credit Reporting Act

You may also file consumer complaints using the following resources:

- [Consumer Financial Protection Bureau \(CFPB\)](#)
- [State/local consumer protection agencies](#)

Foreclosure Scams

If you feel you are the victim of a foreclosure scam, you may contact the HOPE NOW Alliance at 1-888-995-HOPE (1-888-995-4673) or (TTY 1-877-304-9709), for more information on how to lodge your complaint.

Predatory Lending

Getting the right mortgage can be difficult. For instance, consumers can become victims of predatory lending, which is the practice of convincing borrowers to agree to unfair and/or unprincipled loan terms. Federal and state governments enact many laws to prevent predatory lending. Find information on [predatory lending](#), including resources to help protect you against it.

Please note: You are legally obligated to make your mortgage payments by the date specified each month, whether or not you are provided with a bill, the mortgage company or loan service agency has properly credited your previous payments, and/or the escrow has been properly handled. Never withhold your mortgage payments for any reason.

Identify and Complain about Housing Discrimination

Housing discrimination happens when a housing provider acts in a way that blocks someone from renting or buying housing because of their

- Race or color
- Religion
- Sex
- National origin
- Familial status (such as having children)
- Disability

A housing provider that discriminates against someone could be a landlord or a real estate management company. It could also be a lending institution like a bank or other organization that is an important part of acquiring a home.

Housing discrimination is prohibited by the Fair Housing Act. Discrimination covered by the Act can take many different forms beyond just raising prices or lying about availability. For example, the Act addresses wheelchair access in some newer properties. Learn what the Fair Housing Act covers, how to complain, and how the investigation process works.

File a Housing Discrimination Complaint

If you think you are a victim of housing discrimination,

- Complete and submit a Housing Discrimination Complaint Form or

- Contact your regional HUD office

Discrimination Against LGBT People

The Fair Housing Act does not specifically prohibit discrimination based on sexual orientation or gender identity. But discrimination against someone who is lesbian, gay, bisexual, or transgender (LGBT) may still be in violation of the Act or other state or local regulations. If you think you've been discriminated against for these reasons, file a complaint as described above, or email HUD at LGBTFairhousing@hud.gov with general questions about LGBT housing issues.

Landlord and Tenant Disputes

If you are someone who pays to rent a home or an apartment (a tenant), you may at some point have a dispute with the person who owns the building or management company that represents the owner (the landlord). Often disputes are about the conditions of the building, essential services, rent increases, or your right to stay. It is best to come to an agreement directly with the landlord or manager. Make sure that you get everything in writing. If a landlord and tenant cannot come to an agreement, a tenant might turn to outside help.

Getting Help for a Dispute with a Landlord

Laws about the rights of tenants and landlords are almost always handled at the state level. Find help from your state in a directory of state-level agencies and resources of interest to tenants. Results differ for each state, but you may find:

- State agencies that address tenant rights.
- Agencies that handle complaints.
- Resources for legal assistance.

You may eventually decide that you need help from a lawyer. People with very low-income might qualify for [free legal aid from a non-profit organization](#).

Complaints about housing discrimination or landlords who receive assistance from the federal government should be directed to the U.S. Department of Housing and Urban Development.

Before There's a Problem

Of course, it's best to avoid a dispute in the first place if possible.

- Understand your lease completely.
- Keep all correspondence between you and your landlord.
- Communicate problems early on and in writing, noting date and time of phone calls.
- Keep proof of rent and deposits paid.
- Know the landlord-tenant laws in your state.

Contributors and Attributions

CC licensed content, Shared previously

- **Authored by:** USA.gov. **Located at:** <https://www.usa.gov/housing-complaints>. **License:** *Public Domain: No Known Copyright*

This page titled [9.5.2.3: Housing-Related Complaints](#) is shared under a [Public Domain](#) license and was authored, remixed, and/or curated by [Lumen Learning](#).

- [5.3: Housing-Related Complaints](#) by Lumen Learning is licensed [Public Domain](#).

SECTION OVERVIEW

9.5.3: Vehicles

9.5.3.1: Buying a Car

9.5.3.2: Buying a New Car

This page titled [9.5.3: Vehicles](#) is shared under a [Public Domain](#) license and was authored, remixed, and/or curated by [Lumen Learning](#).

9.5.3.1: Buying a Car

Learn what to do before buying, leasing, or renting a car.

Buy a New Car

Whether you are buying or leasing a new car, consider these tips to get the best deal and avoid problems:

- Compare car makes and models. Visit the websites of car manufacturers to review the models that interest you.
- Research the dealer's price (or wholesale price) for the car and options. This information can help you negotiating the final price.
- Find out if the manufacturer is offering rebates that will lower the cost.
- [Read car advertisements](#) closely. Ads may over promise on the deals, or only apply to a small group of buyers.
- Get price quotes from several dealers. Find out if the amounts quoted are the prices before or after rebates are deducted.
- Research financing options. Be mindful of "loan packing," where a lender presses you to add features and services to your car to increase the amount of your loan.
- Avoid low-value extras such as credit insurance, auto club memberships, [extended warranties](#), rust proofing, and upholstery finishes.
- Get estimates for how much your auto insurance would cost for each model you are considering.

Buy a Used Car

Consider these factor If you are buying a used car from a dealership.

- Contact your [state or local consumer protection office](#) to learn your rights when buying a used car.
- Find out from your [state motor vehicle department](#) what paperwork you will need to register a vehicle.
- Check prices of similar models with used car guides that you can find online or at your local library.
- [Research the vehicle's history](#). Ask the seller for details concerning past owners, use, and maintenance. You can also find out whether the car has been damaged in a flood, involved in a crash, had its odometer rolled back, or been labeled a "lemon." Get the car's unique vehicle information number (VIN), usually found on the car's lower left dashboard.
- [Research the car's title history](#) with your state motor vehicle department.
- [Find out if the car has any recalls](#), investigations or complaints searchable online database.
- Verify that mileage disclosures match the car's odometer reading.
- Check with the manufacturer to verify if the manufacturer's warranty is still in effect.
- Get and read the seller's return policy in writing.
- Have the car inspected by your mechanic. Talk to the seller and agree in advance that you'll pay for the examination if the car passes inspection, but the seller will pay if the mechanic discovers significant problems. A qualified mechanic should check the vehicle's frame, tires, air bags, and undercarriage, as well as the engine.
- Examine dealer documents carefully. Make sure you are buying—not leasing—the vehicle. Leases use terms such as "balloon payment" and "base mileage" disclosures.

Buying a Car from a Private Owner

You may choose to buy a car directly from an individual, instead of a dealer. The purchase price is often lower and easier to negotiate if you buy a car from a private owner. You should still take the same steps as if you bought the car from a dealership. There are more factors to consider if you buy from a private owner.

A private owner sells the car "as is." If the car has defects when you buy it, the seller isn't required to repair them before you purchase it. Also, federal protections and rules, such as FTC's Buyer's Guide don't apply. If the seller is fraudulent, it can be more difficult to resolve the problem. You can't complain to your local consumer protection office about the seller.

If you choose to purchase a car from a private seller:

- Ask to get service records from the owner.
- [Verify that the seller actually owns the car](#) and that the title and registration are in their name.
- Verify that there are no liens against the car, or if it is still under a finance agreement.
- Contact the manufacturer to determine if the manufacturer warranty, or other warranty protection, transfer to you.
- Meet the seller in a public place or busy area, especially if the seller is a someone you don't know.

Vehicle Financing

Learn about the options available for paying for a vehicle.

A link to an interactive elements can be found at the bottom of this page.

Lease a Car

When you lease, you pay to drive a vehicle owned by a automobile dealership or leasing company. Monthly lease payments may be lower than loan payments, but at the end of the lease you have no ownership or equity in the car. To get the best deal, follow the advice below.

- Compare leasing versus owning. The Consumer Leasing Act requires leasing companies to give you information so that you can compare monthly payments and other charges.
- Compare lease offers from multiple dealers. Consider buying from an independent agent rather than a car dealership
- Find out what the down payment, or capitalized cost reduction, is for the lease.
- Calculate the total cost over the life of the lease, and include the down payment. A lease with a higher down payment and low monthly payments may be a better deal for you.
- Ask for details on wear and tear limits. Damages that you regard as normal wear and tear could be billed as significant damage at the end of your lease.
- Find out how many miles you can drive in a year. Most leases allow 12,000 to 15,000 miles a year. Expect a charge of 10 to 25 cents for each additional mile driven.
- Check the manufacturer's warranty. It should cover the entire lease term and the number of miles you are likely to drive.
- Ask the dealer what happens if you give up the car before the end of your lease. You could be responsible for termination fees if you end the lease early.
- Ask what happens if the car is involved in an accident.
- Get all the terms in writing. Everything included with the car should be listed on the lease to avoid being charged for "missing" equipment later.

Get more tips to help you [understand the differences between a buying or leasing a car](#).

Car Safety Information

Car Safety Tests

These organizations conduct automobile safety crash tests:

- The National Highway Traffic Safety Administration (NHTSA):
 - Conducts new vehicle crash tests to determine the protection level for drivers and passengers during front and side-impact crashes.
 - Evaluates vehicle restraints such as air bags and safety belts.
 - Determines the likelihood of a vehicle rolling over if involved in a single-vehicle crash.
- The [Insurance Institute for Highway Safety](#) performs a different test that uses offset-frontal car crashes to assess the protection provided by a vehicle's structure.

Safety Performance Reporting

These organizations report on or provide automobile safety information:

- [SaferCar.gov](#):
 - Provides information on how to file a complaint about child safety seats, tires, equipment, and vehicles
 - Lists [vehicle and equipment defects and recalls](#) – If a vehicle has been recalled, ask your car dealer for proof that the defect has been repaired. Used vehicles should also have a current safety inspection sticker if your state requires one.
 - Lists [vehicles equipped with Electronic Stability Control \(ESC\)](#)
- The [National Motor Vehicle Title Information System](#) provides information about a vehicle's history and condition, including information about its title, odometer reading, and, in some cases, theft.

- Consumer Reports' car issue rates vehicles in terms of overall safety. Its safety score combines crash test results with a vehicle's accident avoidance factors, such as emergency handling, braking, acceleration, and driver comfort.

Car Rental and Car Sharing Services

Even if you don't own a car, there are times when you may need one. When you rent a car, you're using a company's vehicle for a short period of time. Use these tips before signing the rental agreement to help you avoid unexpected problems and charges:

- **Fees:** What is the total cost, after all fees are included? Will there be an airport surcharge or fees for car drop-off, insurance, fuel, mileage, taxes, additional drivers, an underage driver, or equipment rental (for items such as ski racks and car seats)?
- **Driving record:** Ask whether the rental company checks customers' driving records when they arrive at the service counter. If there are problems with your driving record, the rental company could turn you away, even if you have a confirmed reservation.
- **Insurance:** Be sure that you aren't duplicating coverage. You might have coverage through your personal auto insurance policy, a motor club membership, the credit card you used to reserve the rental, or your employer, if you're traveling on business.
- **Damages:** Before driving off, inspect the vehicle for dents, scratches, and marks and check the tires. Report any pre-existing problems and ask the company to note them on your rental agreement. Try to return the car during regular business hours so you and the rental staff can look at the car together to verify that you didn't damage it.
- **Fuel:** Some rental companies, particularly at airports, may require you to refuel within a 10 mile radius of the airport or show a fuel receipt when you return the car.
- **Payment method:** Pay with a credit card rather than a debit card to avoid holds on other funds in your checking account.
- **Rental deposit:** Does the rental company require a deposit? If so, ask for a clear explanation of the deposit refund procedures.

Some state laws cover short-term car and truck rentals. Contact your [state or local consumer protection office](#) for information or to file a complaint.

Car Sharing

If you'd rather rent a car on an hourly basis and have greater flexibility in where and when you can pick up a vehicle, you can join a car sharing service. You get the convenience of a car when you need one, without the costs of ownership.

- **Fees:** What fees does the company charge (annual fees, application fee)? Are they refundable, even if you cancel or are denied membership?
- **Availability of cars:** Are there cars available at times that you need one? How far in advance do you need to reserve a vehicle?
- **Attendants:** Are there on-site staff present when you check out your car and return it? This can be very helpful when you need to verify that the car is returned in the same condition as when you borrowed it.
- **Fuel:** Do you have to pay for gas out of your own pocket or does the company pay for it?
- **Extension of time:** How easy is it to extend the length of your rental? Is it done through an app or is there a dedicated customer service hotline?
- **Cancellation:** How far in advance must you give notice to cancel a reservation or your membership? And can the company cancel your membership without notification?
- **Damages:** Are you responsible for damages, even if they were not your fault or they happened after you returned the car? This is especially important if you return the car to a lot that does not have on-site staff.
- **Insurance:** Is insurance included? You may be insured by a personal policy or the credit card that you use to pay for this service.

Contributors and Attributions

CC licensed content, Shared previously

- **Authored by:** USA.gov. **Located at:** www.usa.gov/buy-a-car. **License:** *Public Domain: No Known Copyright*

This page titled [9.5.3.1: Buying a Car](#) is shared under a [Public Domain](#) license and was authored, remixed, and/or curated by [Lumen Learning](#).

- [6.1: Buying a Car](#) by Lumen Learning is licensed [Public Domain](#).

9.5.3.2: Buying a New Car

A new car is second only to a home as the most expensive purchase many consumers make. According to the National Automobile Dealers Association, the average price of a new car sold in the United States is about \$30,000. That's why it's important to know how to make a smart deal.

A link to an interactive elements can be found at the bottom of this page.

- Buying Your New Car
- Learning the Terms
- Financing Your New Car
- Trading in Your Old Car
- Considering a Service Contract

Buying Your New Car

Think about what car model and options you want and how much you're willing to spend. Do some research. You'll be less likely to feel pressured into making a hasty or expensive decision at the showroom and more likely to get a better deal.

Consider these suggestions:

- Check publications and websites that discuss new car features and prices. These may provide information on the dealer's costs for specific models and options.
- Shop around to get the best possible price by comparing models and prices in ads and at dealer showrooms. You also may want to contact car-buying services and broker-buying services to make comparisons.
- Plan to negotiate on price. Dealers may be willing to bargain on their profit margin, often between 10 and 20 percent. Usually, this is the difference between the manufacturer's suggested retail price (MSRP) and the invoice price.
- Because the price is a factor in the dealer's calculations regardless of whether you pay cash or finance your car — and also affects your monthly payments — negotiating the price can save you money.
- Consider ordering your new car if you don't see what you want on the dealer's lot. This may involve a delay, but cars on the lot may have options you don't want — and that can raise the price. However, dealers often want to sell their current inventory quickly, so you may be able to negotiate a good deal if an in-stock car meets your needs.

Learning the Terms

Negotiations often have a vocabulary of their own. Here are some terms you may hear when you're talking price.

- Invoice Price is the manufacturer's initial charge to the dealer. This usually is higher than the dealer's final cost because dealers receive rebates, allowances, discounts, and incentive awards. Generally, the invoice price should include freight (also known as destination and delivery). If you're buying a car based on the invoice price (for example, "at invoice," "\$100 below invoice," "two percent above invoice") and if freight is already included, make sure freight isn't added again to the sales contract.
- Base Price is the cost of the car without options, but includes standard equipment and factory warranty. This price is printed on the Monroney sticker.
- Monroney Sticker Price (MSRP) shows the base price, the manufacturer's installed options with the manufacturer's suggested retail price, the manufacturer's transportation charge, and the fuel economy (mileage). Affixed to the car window, this label is required by federal law, and may be removed only by the purchaser.
- Dealer Sticker Price, usually on a supplemental sticker, is the Monroney sticker price plus the suggested retail price of dealer-installed options, such as additional dealer markup (ADM) or additional dealer profit (ADP), dealer preparation, and undercoating.

Financing Your New Car

If you decide to finance your car, be aware that the financing obtained by the dealer, even if the dealer contacts lenders on your behalf, may not be the best deal you can get. Contact lenders directly. Compare the financing they offer you with the financing the dealer offers you. Because offers vary, shop around for the best deal, comparing the annual percentage rate (APR) and the length of the loan. When negotiating to finance a car, be wary of focusing only on the monthly payment. The total amount you will pay depends on the price of the car you negotiate, the APR, and the length of the loan.

Sometimes, dealers offer very low financing rates for specific cars or models, but may not be willing to negotiate on the price of these cars. To qualify for the special rates, you may be required to make a large down payment. With these conditions, you may find that it's sometimes more affordable to pay higher financing charges on a car that is lower in price or to buy a car that requires a smaller down payment.

Before you sign a contract to purchase or finance the car, consider the terms of the financing and evaluate whether it is affordable. Before you drive off the lot, be sure to have a copy of the contract that both you and the dealer have signed and be sure that all blanks are filled in.

Some dealers and lenders may ask you to buy [credit insurance](#) to pay off your loan if you should die or become disabled. Before you buy credit insurance, consider the cost, and whether it's worthwhile. Check your existing policies to avoid duplicating benefits. Credit insurance is not required by federal law. If your dealer requires you to buy credit insurance for car financing, it must be included in the cost of credit. That is, it must be reflected in the APR. Your [state Attorney General](#) also may have requirements about credit insurance. Check with your [state Insurance Commissioner](#) or state consumer protection agency.

Before you negotiate the price of your next new car, use this worksheet to establish the bargaining room. *You can get the invoice price by looking at the dealer's invoice or reviewing car publications.

Trading in Your Old Car

Discuss the possibility of a trade-in only after you've negotiated the best possible price for your new car and after you've researched the value of your old car. Find out what your current vehicle is worth before you negotiate the purchase of a new car. Check the National Automobile Dealers Association's (NADA) Guides, Edmunds, and Kelley Blue Book. This information may help you get a better price from the dealer. Though it may take longer to sell your car yourself, you generally will get more money than if you trade it in.

Considering a Service Contract

[Service contracts](#) that you may buy with a new car provide for the repair of certain parts or problems. These contracts are offered by manufacturers, dealers, or independent companies and may or may not provide coverage beyond the manufacturer's warranty. Remember that a warranty is included in the price of the car while a service contract costs extra.

Before deciding to purchase a service contract, read it carefully and consider these questions:

- What's the difference between the coverage under the warranty and the coverage under the service contract?
- What repairs are covered?
- Is routine maintenance covered?
- Who pays for the labor? The parts?
- Who performs the repairs? Can repairs be made elsewhere?
- How long does the service contract last?
- What are the cancellation and refund policies?

Contributors and Attributions

CC licensed content, Shared previously

- **Authored by:** Federal Trade Commission . **Located at:** www.consumer.ftc.gov/articles/0209-buying-new-car. **License:** [Public Domain](#): *No Known Copyright*

This page titled [9.5.3.2: Buying a New Car](#) is shared under a [Public Domain](#) license and was authored, remixed, and/or curated by [Lumen Learning](#).

- **6.2: Buying a New Car** by Lumen Learning is licensed [Public Domain](#).

CHAPTER OVERVIEW

10: Personal Risk Management- Insurance

This chapter incorporates risk management into financial planning. An awareness of the need for risk management often comes with age and experience. This chapter focuses on planning for the unexpected. It progresses from the more obvious risks to property to the less obvious risks, such as the possible inability to earn due to temporary ill health, permanent disability, or death.

[10.1: Introduction](#)

[10.2: Insuring Your Property](#)

[10.3: Insuring Your Health](#)

[10.4: Insuring Your Income](#)

[10.5: Alternate Perspectives](#)

[10.5.1: Insurance- What do you need?](#)

This page titled [10: Personal Risk Management- Insurance](#) is shared under a [CC BY-NC-SA 3.0](#) license and was authored, remixed, and/or curated by [Anonymous](#) via [source content](#) that was edited to the style and standards of the LibreTexts platform.

10.1: Introduction

Life is full of risks. You can try to avoid them or reduce their likelihood and consequences, but you cannot eliminate them. You can, however, pay someone to share them. That is the idea behind insurance.

There are **speculative risks**, that is, risks that offer a chance of loss or gain, such as developing a “killer app” that may or may not sell or investing in a corporate stock that may or may not provide good returns. Such risks can be avoided simply by not participating. They are almost always uninsurable.

There are **pure risks** accidental or unintentional events, such as a car accident or an illness. Pure risks are insurable because their probabilities can be calculated precisely enough for the risk to be quantified, which means it can be priced, bought, and sold.

Risk shifting is the process of selling risk to someone who then assumes the risk and its consequences. Why would someone buy your risk? Because in a large enough market, your risk can be diversified, which minimizes its cost.

Insurance can be purchased for your property and your home, your health, your employment, and your life. In each case, you weigh the cost of the consequence of a risk that may never actually happen against the cost of insuring against it. Deciding what and how to insure is really a process of deciding what the costs of loss would be and how willing you are to pay to get rid of those risks.

The costs of insurance can also be lowered through risk avoidance or reduction strategies. For example, installing an alarm system in your home may reduce homeowners’ insurance premiums because that reduces the risk of theft. Of course, installing an alarm system has a cost too. Risk management is the strategic trade-off of the costs of reducing, assuming, and shifting risks.

10.1: Introduction is shared under a [CC BY-NC-SA 3.0](https://creativecommons.org/licenses/by-nc-sa/3.0/) license and was authored, remixed, and/or curated by LibreTexts.

10.2: Insuring Your Property

Learning Objectives

1. Describe the purpose of property insurance.
2. Identify the causes of property damage.
3. Compare the kinds of homeowner's insurance coverage and benefits.
4. Analyze the costs of homeowner's insurance.
5. Compare the kinds of auto insurance to cover bodily injury and property damage.
6. Explain the factors that determine auto insurance costs.
7. Analyze the factors used in determining the risks of the driver, the car, and the driving region.

Property insurance is ownership insurance: it insures that the rights of ownership conferred upon you when you purchased your property will remain intact. Typically, property insurance covers loss of use from either damage or theft; loss of value, or the cost of replacement; and liability for any use of the property that causes damage to others or others' property. For most people, insurable property risks are covered by insuring two kinds of property: car and home.

Loss of use and value can occur from hazards such as fire or weather disasters and from deliberate destruction such as vandalism or theft. When replacement or repair is needed to restore usefulness and value, that cost is the cost of your risk. For example, if your laptop's hard drive crashes, you not only have the cost of replacing or repairing it, but also the cost of being without your laptop for however long that takes. Insuring your laptop shares that risk (and those costs) with the insurer.

Liability is the risk that your use of your property will injure someone or something else. Ownership implies control of, and therefore responsibility for, property use.

For example, you are liable for your dog's attack on a pedestrian and for your fallen tree's damage to a neighbor's fence. You also are liable for damage a friend causes while driving your car with your permission and for injury to your invited guests who trip over your lawn ornament, fall off your deck, or leave your party drunk.

Legal responsibility can be from

- **negligence**, or the failure to take usual precautions;
- **strict liability**, or responsibility for intentional or unintentional events;
- **vicarious liability**, or responsibility for someone else's use of your possessions or someone else's activity for which you are responsible.

Home Insurance Coverage

Homeowner's insurance insures both the structure and the personal possessions that make the house your home. Renter's insurance protects your possessions even if you are not the owner of your dwelling. You may not think you need insurance until you are the homeowner, but even when you don't need to insure against possible damage or liability for your dwelling, you can still insure your possessions. Even if your furniture came from your aunt's house or a yard sale, it could cost a lot to replace.

If you have especially valuable possessions such as jewelry or fine musical instruments, you may want to insure them separately to get enough coverage for them. Such items are typically referred to as **listed property** and are insured as **endorsements** added on to a homeowners' or renter's policy. Items should be appraised by a certified appraiser to determine their replacement or insured value.

A good precaution is to have an up-to-date inventory of your possessions such as furniture, clothing, electronics, and appliances, along with photographs or video showing these items in your home. That inventory should be kept somewhere else, such as a safe deposit box. If the house suffered damage, you would then have the inventory to help you document your losses.

A homeowners' policy covers damage to the structure itself as well as any outbuildings on the property and, in some cases, even the landscaping or infrastructure on the grounds, such as a driveway.

A homeowners' policy does not cover

- animals;
- property of renters, or property kept in an apartment regularly rented;
- business property, even if the business is conducted on the residential premises.

According to information from the Insurance Information Institute (www.iii.org), an insurance industry data and research company, hazards covered by the homeowner's policy include^[1]

- fire or lightning;
- windstorm or hail;
- explosion;
- riot or civil commotion;
- damage caused by aircraft;
- damage caused by vehicles;
- smoke;
- vandalism or malicious mischief;
- theft;
- volcanic eruption;
- falling objects;
- weight of ice, snow, or sleet;
- accidental discharge or overflow of water or steam from within a plumbing, heating, air conditioning, or automatic fire-protective sprinkler system, or from a household appliance;
- sudden and accidental tearing apart, cracking, burning, or bulging of a steam or hot water heating, air conditioning, or automatic fire-protective system;
- freezing of a plumbing, heating, air conditioning, or automatic fire-protective sprinkler system, or of a household appliance;
- sudden and accidental damage from artificially generated electrical current (does not include loss to a tube, transistor, or similar electronic component).

Note that floods and earthquakes are not covered. A homeowner in a flood- or earthquake-prone area may buy special coverage, either from a private insurer or from a federal or state program.

Homeowners' insurance covers the less direct costs of hazards as well. For example, the costs of removing damaged goods or temporary repairs are covered. The cost of temporary housing and extra living expenses while repairs are made is covered, although usually for a limited time or amount.

Homeowners' policies cover liability for injuries on the property and for injuries that the homeowner may accidentally inflict. You may also want to add an **umbrella policy** that covers personal liabilities such as slander, libel, and defamation of character. An umbrella policy may also extend over other assets, such as vehicles or rentals covered by other insurance carriers. If you participate in activities where you are assuming responsibilities for others—you are taking the Cub Scout pack out for a hike, for example, or volunteering at your local recycling center—you may want such extended liability coverage available through your homeowners' policy (also available separately).

The Benefit

Home insurance policies typically cover personal possessions up to 50 - 70 percent of the insurance coverage of the home. You can buy more coverage if you think they are worth more. The benefits are specified as either **actual cash value** or **replacement cost**. Actual cash value tries to estimate the actual market value of the item at the time of loss, so it accounts for the original cost less any depreciation that has occurred. Replacement cost is the cost of replacing the item. For most items, the actual cash value is less.

For example, say your policy insures items at actual cash value. You are claiming the loss of a ten-year-old washer and dryer that were ruined when a pipe burst and your basement flooded. Your coverage could mean a benefit of \$100 (based on the market price of ten-year-old appliances). However, to replace your appliances with comparable new ones could cost \$2,000 or more.

The actual cash value is almost always less than the replacement value, because prices generally rise over time and because items generally depreciate (rather than appreciate) in value. A policy that specifies benefits as replacement costs offers more actual coverage. **Guaranteed replacement costs** are the full cost of replacing your items, while **extended replacement costs** are capped at some percentage—for example, 125 percent of actual cash value.

The Cost

You buy home insurance by paying a premium to the insurance company. The insurance purchase is arranged through a broker, who may represent more than one insurance company. The broker should be knowledgeable about various policies, coverage, and premiums offered by different insurers.

The amount of the premium is determined by the insurer's risk—the more risk, the higher the premium. Risk is determined by

- the insured (the person buying the policy),
- the property insured,
- the amount of coverage.

To gauge the risk of the insured, the insurer needs information about your personal circumstances and history, the nature of the property, and the amount of coverage desired for protection. This information is summarized in Table 10.2.1 .

Table 10.2.1 : Factors that Determine Insurance Premiums

Insured	Property	Coverage
Employment	Age	Actual cash value
Marital status	Size	Replacement cost
Criminal record	Location	Endorsements for listed property
Credit history	Proximity to fire/police services	Umbrella for personal liability
Insurance claim history	Building materials	
	Number of occupants	
	Heating system	

Insurers may offer discounts for enhancements that lower risks, such as alarm systems or upgraded electrical systems. (Smoke detectors are required by law in every state.) You also may be offered a discount for being a loyal customer, for example, by insuring both your car and home with the same company. Be sure to ask your insurance broker about available discounts for the following:

- Multiple policies (with the same insurer)
- Fire extinguishers
- Sprinkler systems
- Burglar and fire alarms
- Deadbolt locks and fire-safe window grates
- Longtime policyholder
- Upgrades to plumbing, heating, and electrical systems

The average premium for homeowners insurance in 2024 in the United States was \$1,915 a year to provide \$300,000 of dwelling coverage^[2]. Renters insurance providing \$30,000 in personal property coverage, \$100,000 in liability coverage and a \$500 deductible costs \$148 a year^[3]. Premiums can vary, even for the same levels of coverage for the same insured. You should compare policies offered by different insurers to shop around for the best premium for the coverage you want.

Insuring Your Car

If you own and drive a car, you must have car insurance. Your car accident may affect not only you and your car, but also the health and property of others. A car accident often involves a second party, and so legal and financial responsibility must be assigned and covered by both parties. In the United States, financial responsibility laws in each state mandate minimal car insurance, although what's "minimal" varies by state.

Conventionally, a victim or plaintiff in an accident is reimbursed by the driver at fault or by his or her insurer. Fault has to be established, and the amount of the claim agreed to. In practice, this has often been done only through extensive litigation.

Some states in the United States and provinces in Canada have adopted some form of **no-fault insurance**, in which, regardless of fault, an injured's own insurance covers his or her damages and injuries, and a victim's ability to sue the driver at fault is limited. The idea is to lower the incidence of court cases and speed up compensation for victims. The states with compulsory no-fault auto insurance, in which personal injury protection (PIP) is required, include Florida, Hawaii, Kansas, Kentucky, Massachusetts, Michigan, Minnesota, New, New, North, Pennsylvania, Utah, and Puerto Rico^[4]. Eleven other states use no-fault as add-on or optional insurance. The remaining states in the United States use the conventional tort system (suing for damages in court).

Understanding the laws of the state where you drive will help you to make better insurance decisions. Visit the [Insurance Information Institute](#) for more information.

Auto Insurance Coverage

Auto insurance policies cover two types of consequences: bodily injury and property damage. Each covers three types of financial losses. Table 10.2.2 identifies these different kinds of coverage.

Table 10.2.2 : Automobile Insurance Coverage

Bodily Injury	Property Damage
Bodily Injury Liability	Property Damage Liability
Medical Payments	Collision
Uninsured Motorist Protection	Comprehensive Physical Damage

Bodily injury liability refers to the financial losses of people in the other car that are injured in an accident you cause, including their medical expenses, loss of income, and your legal fees. Injuries to people in your car or to yourself are covered by **medical payments coverage**. **Uninsured motorist protection** covers your injuries if the accident is caused by someone with insufficient insurance or by an unidentified driver.

Property damage liability covers the costs to other people's property from damage that you cause, while **collision** covers the costs of damage to your own property. Collision coverage is limited to the market value of the car at the time as determined by the Kelley Blue Book or similar publications^[5]. To reduce their risk, the lenders financing your car loan will require that you carry adequate collision coverage. **Comprehensive physical damage** covers your losses from anything other than a collision, such as theft, weather damage, acts of nature, or hitting an animal.

Auto insurance coverage is limited, depending on the policy. The limits are typically stated in numbers representing thousands of dollars. For example, 100/300/50 means that \$100,000 is the limit on the payment to one person in an accident; \$300,000 is the limit on the amount paid in total (for all people) per accident; and \$50,000 is the limit on the amount of property damage liability that can be paid out.

Here's an example of how it all works. Kit is driving home one night from a late shift at the convenience store where he works. Sleepy, he drifts into the other lane of the two-lane road and hits an oncoming car driven by Ray. Both Kit and Ray are injured, and both cars are damaged. Table 10.2.3 shows how Kit's insurance will cover the costs.

Table 10.2.3 : Auto Insurance Coverage Example

Type of Insurance	Costs Covered
Bodily Injury Liability	Ray's medical bills and lost wages
Medical Payments Coverage	Kit's medical bills
Property Damage Liability	Repairs to Ray's car
Collision	Repairs to Kit's car

Auto Insurance Costs

As with any insurance, the cost of having an insurer assume risk is related to the cost of that risk. The cost of auto insurance is related to three factors that create risk: the car, the driver, and the driving environment—the region or rating territory.

The model, style, and age of the car determine how costly it may be to repair or replace, and therefore the potential cost of damage or collision. The higher that cost is, the higher the cost of insuring the car. For example, a 2024 luxury car will cost more to insure than a 2017 sedan. Also, different models have different safety features that may lower the potential cost of injury to passengers, and those features may lower the cost of insurance. Different models may come with different security devices or be more or less attractive to thieves, affecting the risk of theft.

The driver is an obvious source of risk as the operator of the car. Insurers use various demographic factors such as age, education level, marital status, gender, and driving habits to determine which kinds of drivers present more risk. Not surprisingly, young

drivers (ages sixteen to twenty-four) of both sexes and elderly drivers (over seventy) are the riskiest. Twice as many males as females die in auto accidents, but more females suffer injuries. Nationally, in any year your chances of being injured in a car accident are about one in a thousand^[6].

Your driving history and especially your accident claim history can affect your premiums, as well as your criminal record and credit score. In some states, an accident claim can double your cost of insurance over a number of years. Your driving habits—whether or not you use the car to commute to work, for example—can affect your costs as well. Some states offer credits or points that reduce your premium if you have a safe driving record, are a member of the American Automobile Association (AAA), or have passed a driver education course.

Where you live and drive also matters. Insurers use police statistics to determine rates of traffic accidents, auto theft, and vandalism, for example. If you are in an accident-prone area or higher crime region, you may be able to offset those costs by installing safety and security features to your car.

Premium rates vary, so you should always shop around. You can shop through a broker or directly. Online discount auto insurers have become increasingly popular in recent years. Their rates may be lower, but the same cautions apply as for other high-stakes transactions conducted online.

Also, premiums are not the only cost of auto insurance. You should also consider the insurer's reliability in addressing a claim. Chances are you rely on your car to get to school, to work, or for your daily errands or recreational activities. Your car is also a substantial investment, and you may still be paying off debt from financing your car. Losing your car to repairs and perhaps being injured yourself is no small inconvenience and can seriously disrupt your life. You want to be working with an insurer who will cooperate in trying to get you and your car back on the road as soon as possible. You can check your insurer's reputation by the record of complaints against it, filed with your state's agency of banking and insurance, or with your state's attorney general's office.

Summary

- Property insurance is to insure the rights of ownership and to protect against its liabilities.
- Property damage can be caused by hazards or by deliberate destruction, such as vandalism or theft.
- Homeowner's policies insure structures and possessions for actual cash value or replacement cost; an umbrella policy covers personal liability.
- The cost of homeowner's insurance is determined by the insured, the property insured, and the extent of the coverage and benefits.
- Auto insurance coverage insures bodily injury through
 - bodily injury liability,
 - medical payments coverage,
 - uninsured motorist protection.
- Auto insurance coverage insures property damage through
 - property damage liability,
 - collision,
 - comprehensive physical damage.
- Auto insurance costs are determined by the driver, the car, and the driving region.
- The risk of the driver is determined by demographics, credit history, employment history, and driving record.
- The risk of the car is determined by its cost; safety and security features may lower insurance costs.
- The risk of the driving region is determined by statistical incident histories of accidents or thefts.

Exercises

1. In your personal finance journal, record or chart all the insurances you own privately or through a financial institution and/or are entitled to through your employer. In each case, what is insured, who is the insurer, what is the term, what are the benefits, and what is your premium or deduction? Research online to find the details. Then analyze your insurance in relation to your financial situation. How does each type of insurance shift or reduce your risk or otherwise help protect you and your assets or wealth?

2. Conduct and record a complete inventory of all your personal property. State the current market value or replacement cost of each item. Then identify the specific items that would cause you the greatest difficulty and expense if they were lost, damaged, or stolen.
3. How would a renter's insurance policy help protect your property? What do such policies cover? See [renter's insurance quotes](#), for example, and [learn to determine the coverage amount you need](#). How much would it cost you to insure against the loss of just your laptop or desktop computer (see, for example, [National Student Services, Inc](#))?
4. How do auto insurance rates in your state compare with rates in other states? Rates are based partly on the rates of accidents, injuries, and deaths in your state. Look at your state statistics concerning [highway fatalities](#) from the National Highway Traffic Safety Administration. What minimum auto insurance must you carry by law in your state? Review the state-by-state [minimum car insurance data](#). What optional insurance do you carry over the minimum, and why? What do you pay for car insurance, and how can you reduce your premium?
5. What does the [National Association of Insurance Commissioners](#) do to protect consumers of insurance products? How would you contact your [state's insurance department office](#), and what could you learn there?

[1] Insurance Information Institute, [What should new homebuyers know about homeowners insurance?](#), www.iii.org/article/what-should-new-homebuyers-know-about-homeowners-insurance

[2] Nerdwallet.com - [The Average Home Insurance Cost in the U.S. for 2024](#), www.nerdwallet.com/article/insurance/average-homeowners-insurance-cost

[3] Nerdwallet.com - [The Average Renters Insurance Cost for 2024](#), www.nerdwallet.com/article/insurance/how-much-is-renters-insurance

[4] Insurance Information Institute, [Background on: No-fault auto insurance](#), www.iii.org/article/background-on-no-fault-auto-insurance

[5] Kelley Blue Book, [What's My Car Worth](#), www.kbb.com/whats-my-car-worth

[6] National Highway Traffic Safety Administration, [Traffic Safety Facts](#), crashstats.nhtsa.dot.gov/Api/Public/ViewPublication/813369

This page titled [10.2: Insuring Your Property](#) is shared under a [CC BY-NC-SA 3.0](#) license and was authored, remixed, and/or curated by [Anonymous](#) via [source content](#) that was edited to the style and standards of the LibreTexts platform.

10.3: Insuring Your Health

Learning Objectives

1. Define basic health care coverage and major medical insurance.
2. Identify the insured's responsibility for costs.
3. Describe the structure of health maintenance organizations.
4. Distinguish the different accounts for private health care financing.
5. Distinguish the different programs for public health care financing.
6. Explain the purpose of long-term care insurance.

Melissa is a medical transcriptionist who runs a cleaning service on the side. She usually clears about \$24,000 per year from the cleaning service and has come to rely on that money. One day, Melissa slips on a wet floor. She is taken by ambulance to the local hospital, where she is treated for a badly broken wrist and released the next day. Melissa can't clean for about eight weeks, losing close to \$4,000 in earnings.

Soon, medical bills start to arrive. Melissa is not concerned, because she has health insurance through her job as a medical transcriptionist. She is surprised to find out, however, that some of the costs of this accident are not covered, that she has a significant deductible, and that she'll also have to pay the difference between what the doctors billed and what the insurance will pay. Not only did she lose substantial cleaning earnings, but her out-of-pocket costs are mounting as well. This accident is beginning to be very costly.

Melissa is discovering that health insurance is a complicated business. The time to understand your health coverage is before you need it. When you are recovering from an accident or illness, you should not be concerned with your medical bills, yet you may have to be.

According to the Kaiser Family Foundation, "over the last five years, the average premium for family coverage has increased by 22% compared to an 27% increase in workers' wages and 21% inflation."^[1] The distribution and funding of healthcare in the United States, particularly the roles played by the federal government and private insurers, are frequently debated. Staying informed about these issues is crucial for adapting your healthcare strategy to align with your budget and financial goals.

The Affordable Care Act (ACA), enacted in 2010, attempted to address issues surrounding the distribution and funding of healthcare. Its intent was to expand access to health coverage with subsidies for low-income individuals and the expansion of Medicaid in participating states. Regulations were introduced to prevent insurers from denying coverage based on pre-existing conditions and most individuals were required to obtain insurance or face penalties. While its goal was to reduce the financial burden of healthcare, the actual impact of the ACA has varied, with ongoing debates about its effectiveness and the long-term outcomes for healthcare costs and access.

Pure risk, such as the risk of injury or illness, is unavoidable. However, several risk-sharing and risk-shifting strategies can be employed to mitigate the impact of medical risks. The best strategy will depend on your personal risk profile and financial situation.

Health Insurance Coverage

There are many different kinds of coverage and plans for health insurance. You may have group health insurance offered as an employee benefit or as a member of a professional association. Group plans have lower costs, because the group has some bargaining power with the insurer and can generally secure lower rates for its members. But group plans are not necessarily comprehensive, so you may want to supplement the group coverage with an individual health insurance policy, available to individuals and families.

Sufficient coverage should include **basic insurance** and major medical insurance. A basic insurance policy will cover physician expense, surgical expense, and hospital expense.

- Physician expenses include nonsurgical treatments and lab tests.
- Surgical expenses include surgeons' fees.
- Hospital expenses include room and board and other hospital charges.

Frequently, these coverages are capped or limited. For example, hospital expense coverage is typically limited to a certain amount per day or a certain number of days per incident. Surgeon's fees are often capped.

The three basic coverages are usually combined under one policy. In addition, health insurance is completed by **major medical insurance**, which covers the costs of a serious injury or illness. Depending on the extent and the nature of your illness or injury, medical bills can quickly exceed your basic coverage limits, so major medical can act as an extension to those limits, saving you from potential financial distress.

Dental insurance also supplements your basic insurance, usually providing reimbursement for preventative treatments and some partial payment of dental services such as fillings, root canals, crowns, extractions, bridgework, and dentures. Vision insurance provides for eye care, including exams and treatment for eye diseases, as well as for corrective lenses. Depending on your basic coverage limits, dental and vision care could be important for you.

Another feature of basic coverage is a prescription drug plan. Prescriptions may be covered entirely or with a co-pay, or only if the generic version of the drug is available. Your insurer should provide a **formulary** or a list of drugs that are covered. Depending on your plan, prescription coverage may be available only as a supplement to your basic coverage.

Health Insurance Costs

As health care costs and insurance premiums rise, insurers add cost offsets to make their policies more affordable. Those offsets may include the following:

- **Deductibles**—an amount payable by the insured before any expenses are assumed by the insurer.
- **Co-pays**—partial payment for certain costs—for example, for physician's visits or prescriptions.
- **Coinurance**—shared payments of expenses by insured and insurer.

Each of these payment features represents responsibilities of the insured, that is, your out-of-pocket costs. The more costs you shoulder, the less risk to the insurer, and so the less you pay for the insurance policy. Making you responsible for initial costs also discourages you from seeking health care more than is necessary or from submitting frivolous health care claims.

Costs vary with coverage, coverage limits, and offsets, and they vary widely between insurers. You should be well informed as to the specifics of your coverage, and you should compare rates before you buy. An insurance broker can help you to do this, and there are web sites designed to help you explore the available options. The U.S. Department of Health and Human Services offers [health insurance consumer guides and resource links](#) focused on public options.

Health Insurance and Health Care

Health insurance is sold through private insurers, nonprofit service plans, and managed care organizations. Private insurers sell most of their plans to employers as group plans. Individuals are far more likely to purchase insurance through a service plan or managed care.

Private (for-profit) plans in most states are underwritten based on your age, weight, smoking status, and health history and are generally more expensive than other types of plans. You may have to take a medical exam, and specific preexisting conditions—such as asthma, heart disease, anxiety, or diabetes—could be excluded from coverage or used as grounds for increasing the cost of your premium, based on your higher risk. Nevertheless, federal and state laws protect you from being denied health care coverage because of any preexisting condition.

A service plan such as Blue Cross/Blue Shield, for example, consists of regional and state-based nonprofit agencies that sell both group and individual policies. More than half of the health insurance companies in the United States are nonprofits, including, for example, Health Care Service Corporation and Harvard Pilgrim Health Care as among the largest.

Managed care organizations became popular in the last thirty years or so with the idea that providing preventative care would lower health care costs. Managed care takes the following forms:

- Health maintenance organizations
- Preferred provider organizations
- Exclusive provider organizations
- Point-of-service plans
- Traditional indemnity plans

The two most familiar kinds of managed care are health maintenance organizations (HMOs) and preferred provider organizations (PPOs). A **health maintenance organization** directly hires physicians to provide preventative, basic, and supplemental care. Preventative care should include routine exams and screening tests and immunizations. Basic care should include inpatient and outpatient treatments, emergency care, maternity care, and mental health and substance abuse services. As with any plan, the details for what defines "basic care" will vary, and you should check the fine print to make sure that services are provided. For example, the plan may cover inpatient hospitalizations for a limited number of days in case of a physical illness, but inpatient hospitalization for a more limited number of days for a mental illness.

Supplemental care typically includes the cost of vision and hearing care, prescriptions, prosthetics devices, or home health care. Some or all of this coverage may be limited, or may be available for an added premium. The premium paid to the HMO is a fixed, monthly fee, and you must seek care only within the HMO's network of care providers.

The most serious constraint of HMOs is the limited choice of doctors and the need to get a referral from your primary care physician (PCP) to obtain the services of any specialist. Depending on where you live and the availability of medical practitioners, this may or may not be an issue for you, but before joining an HMO, you should consider the accessibility and convenience of the care that you are allowed, as well as the limitations of the coverage. For example, if you are diagnosed with a serious disease or need a specific surgical technique, is there an appropriate specialist in the network that you can consult? Suppose you want a second opinion? The rules differ among HMOs, but these are the kinds of questions that you should be asking. You should also be familiar with the HMO's appeal procedures for coverage denied.

The **preferred provider organization (PPO)** has a different arrangement with affiliated physicians: it negotiates discounted rates directly with health care providers in exchange for making them the "preferred providers" for members seeking care. Care by physicians outside the network may be covered, but with more limitations, or higher co-pays and deductibles. In exchange for offering the flexibility of more choices of provider, the PPO charges a higher premium. Services covered are similar to those covered by an HMO.

The exclusive provider organization works much like the PPO, except that out-of-network services are not covered at all and become out-of-pocket expenses for the insured.

The **point-of-service (POS)** plan also uses a network of contracted, preferred providers. As in an HMO, you choose a primary care physician who then controls referrals to specialists or care beyond preventative and basic care. As in the PPO, out-of-network services may be used, but their coverage is more limited, and you pay higher out-of-pocket expenses for co-pays and deductibles.

Table 10.3.1 shows the differences in managed care options.

Table 10.3.1 : Managed Care Choices

Health Maintenance Organization	Preferred Provider Organization	Exclusive Provider Organization	Point-of-Service Organization
Physicians are Hired	Physicians are Contracted	Physicians are Contracted	Physicians are Contracted
No Out-of-Network Care	Out-of-Network Care	No Out-of-Network Care	Out-of-Network Care
Primary Care Physician			Primary Care Physician

Private Health Care Financing

In the United States, if someone is not self-insured or uninsured, health insurance coverage is paid for, at least in part, by the employer. As health care costs have risen, employers in all industries have increasingly complained that this cost makes them less competitive in global markets. As an incentive to have more people paying the costs of health care themselves and to be less dependent on employers, the federal government has created tax deductions for savings earmarked for use in paying for health costs. These savings plans are known as flexible spending accounts (FSAs), health reimbursement accounts (HRAs), and health savings accounts (HSAs).

A **flexible savings account** is used to supplement your basic coverage. It is offered by employers and funded by employees: you may have a tax-exempt deduction made from your paycheck to your flexible spending account. The money from your FSA may be used for care expenses not normally covered by your plan—for example, orthodonture, elder care, or child care. At the end of the year, any money remaining in your account is forfeited; that is, it does not roll over into the next year. Unless you can foresee expenses within the coming year, flexible spending may not be worth the tax break.

A **health reimbursement account** is an account funded by employers. The amount is used to pay the premiums for basic coverage with a high deductible, and any money left over may be used for other health expenses, or, if unused, may be carried over to the next year. The account is yours until you leave your job, when it reverts back to your employer.

A **health savings account (HSA)** allows a tax-deductible contribution from your paycheck to pay the premiums for catastrophic coverage with a high deductible and whatever out-of-pocket health care costs you may have. It is employee funded, employee managed, and employee owned. Thus, it is yours, and you may take it with you when you change jobs.

Table 10.3.2 shows the differences between these accounts.

Table 10.3.2 : Differences in Private Funding of Health Care

FSA	HRA	HSA
Funded by employee	Funded by employee	Funded by employee
Use for 1 year	Use until leave employment	No time limit on use
Contributions not taxed		Contributions not taxed

A health savings account shifts the responsibility for health insurance from the employer to the employee, although it still gives the employee access to lower group rates on premiums. If you are relatively young and healthy, and your health care need is usually just an annual physical, this seems like an advantageous plan. However, remember that the idea of insurance is to shift risk away from you, to pay someone to assume the risk for you. With a high-deductible policy, you are still bearing a lot of risk. If that risk has the potential to cause a financial disaster, it's too much.

If you have employer-sponsored health insurance and you leave your job, you may be entitled to keep your insurance for eighteen months (or more under certain circumstances). Under the 1985 Consolidated Budget Omnibus Reconciliation Act (COBRA), an employee at a company with at least twenty employees who notifies the employer of his or her intention to maintain health care coverage is entitled to do so provided the employee pays the premiums. Some states extend this privilege to companies with less than twenty employees, so you should check with your state's insurance commissioner. You may also be able to convert your group coverage into an individual policy, although with more costly premiums.

The Health Insurance Portability and Accountability Act (HIPAA) of 1996 addresses issues of transferring coverage, especially as happens with a change of jobs. It credits an insured for previous periods of insurance coverage that can be used to offset any waiting periods for coverage of preexisting conditions. In other words, it makes it easier for someone who is changing jobs to maintain continuous coverage of chronic conditions or illnesses.

The federal government, in concert with state governments, provides two major programs to the general public for funding health care: Medicare and Medicaid. The federal government also provides [services to veterans of the armed forces](#), and their spouses and dependents, provided they use veterans' health care facilities and providers.

Medicare was established in 1965 to provide minimal health care coverage for the elderly, anyone over the age of sixty-five. Medicare offers hospital (Part A), medical (Part B), combined medical and hospital (Part C), and prescription coverage (Part D), as outlined in Table 10.3.3 .

Table 10.3.3 : Medicare Plans and Coverage

Part A	Part B	Part C	Part D	Medigap
Hospital	Medical	Hospital and Medical	Prescriptions	Supplemental
Compulsory	Optional	Optional	Optional	Optional
Choice of Doctors	Choice of Doctors	HMO or PPO	Purchased through an approved insurer	Individual policies differ

Medicare is really a combination of privately and publicly funded health care; the optional services all require some premium paid by the insured. You may not need Medicare's supplemental plans if you have access to supplemental insurance provided by your former employer or by membership in a union or professional organization.

Medicare does not cover all services. For example, it does not cover dental and vision care, private nursing care, unapproved nursing home care, care in a foreign country, and optional or discretionary (unnecessary) care.

Medicare also determines the limits on payments for services, but physicians may charge more than that for their services (within limits determined by Medicare). You would be responsible for paying the difference. For these reasons, it is advisable to have supplemental insurance.

Marley thought she didn't need to know anything about Medicare, being young, single, and healthy, but then her sixty-six-year-old father developed a debilitating illness, requiring not only medical care but also assistance with many of his daily living activities. Suddenly, Marley was shouldering the responsibility of arranging her father's care and devising a strategy for financing it. She quickly learned about the care and limits of coverage offered by various Medicare plans.

Medicaid was also established in 1965 to provide health care based on income eligibility. It is administered by each state following broad federal guidelines and is jointly financed by the state and federal government^[2]. This means that states differ somewhat in the benefits or coverage they offer. If someone is covered by both Medicaid and Medicare, Medicaid pays for expenses not covered by Medicare, such as co-pays and deductibles. Together, Medicare and Medicaid pay about 60 percent of all nursing home costs.

Long-Term Care Insurance

Long-term care insurance is designed to insure your care should you be chronically unable to care for yourself. "Care" refers not to medical care, but to care of "activities of daily living" (ADLs) such as bathing, dressing, toileting, eating, and mobility, which may be impaired due to physical or mental illness or injury.

Long-term care coverage is offered as either indemnity coverage or "expense-incurred" policies. With an indemnity policy, you will be paid a specified benefit amount per day regardless of your costs incurred. With an "expense-incurred" policy, you will be reimbursed for your actual expenses incurred. Both types of policies can have limits, either for dollar amounts per day, week, or month or for number of days or years of coverage. Newer policies are designed as integrated policies, offering pooled benefits and specifying a total dollar limit of benefits that may be used over an unspecified period.

Need for long-term care is anticipated in older age, although anyone of any age may need it. When you buy the policy, you may be far away from needing the coverage. For that reason, many policies offer benefit limits indexed to inflation, to account for cost increases that happen before you receive benefits.

The cost of a long-term care policy varies with your age, coverage, policy features such as inflation indexing, and current health. As with any insurance purchase, you should be as informed as possible, comparing coverage and costs before buying.

Summary

- Basic health care coverage is for physician expenses, surgical expenses, and hospital expenses; major medical insurance extends basic insurance in case of serious illness or injury.
- The insured's responsibility for costs can be structured as
 - deductibles,
 - co-pays,
 - coinsurance.
- Health insurance is sold through private insurers, nonprofit service plans, and managed care organizations, which may be structured as
 - health maintenance organizations,
 - preferred provider organizations,
 - exclusive provider organizations,
 - point-of-service plans,
 - traditional indemnity plans.
- Private health care financing may be supplemented by
 - flexible spending accounts (FSAs),
 - health reimbursement accounts (HRAs),
 - health savings accounts (HSAs).
- Public health care financing is provided by federal programs: Medicare and Medicaid.

- Long-term care insurance provides for the costs of assistance with activities of daily living.

? Exercises

1. What health insurance do you have, directly or as a participant in someone else's health insurance policy (such as a spouse)? Identify the type of insurance in terms of the information presented in this chapter, and list the advantages and disadvantages of carrying this type of health insurance. Are you satisfied with the benefits and coverage in your plan? What would you change? What do you or the insured pay for health insurance each month, and how is it paid? Based on your research on health insurance, how might you try to change the way you fill this need in the future?
2. Thinking about specific types of health insurance and costs, briefly explain indemnity insurance. What is coinsurance? What is a deductible? How are HMO, PPO, and POS plans different from indemnity insurance? Based on information in the this chapter, which type of health insurance best matches your current financial plan and risk strategy?
3. What is the Health Insurance Portability and Accountability Act (HIPAA), and why was the law enacted?

[1] The Kaiser Family Foundation [2023 Employer Health Benefits Survey](https://www.kff.org/health-costs/report/2023-employer-health-benefits-survey/), www.kff.org/health-costs/report/2023-employer-health-benefits-survey/

[2] Medicaid.gov, [Program History](https://www.medicaid.gov/about-us/program-history/index.html), www.medicaid.gov/about-us/program-history/index.html

This page titled [10.3: Insuring Your Health](#) is shared under a [CC BY-NC-SA 3.0](#) license and was authored, remixed, and/or curated by [Anonymous](#) via [source content](#) that was edited to the style and standards of the LibreTexts platform.

10.4: Insuring Your Income

Learning Objectives

1. Describe the purposes, coverage, and costs of disability insurance.
2. Compare the appropriate uses of term life and whole life insurance.
3. Explain the differences among variable, adjustable, and universal whole life policies and the use of riders.
4. List the factors that determine the premiums for whole life policies.

As you have learned, assets such as a home or car should be protected from the risk of a loss of value, because assets store wealth, so a loss of value is a loss of wealth.

Your health is also valuable, and the costs of repairing it in the case of accident or illness are significant enough that it also requires insurance coverage. In addition, however, you may have an accident or illness that leaves you permanently impaired or even dead. In either case, your ability to earn income will be restricted or gone. Thus, your income should be insured, especially if you have dependents who would bear the consequences of losing your income. Disability insurance and life insurance are ways of insuring your income against some limitations.

Disability Insurance

Disability insurance is designed to insure your income should you survive an injury or illness impaired. The definition of "disability" is a variable feature of most policies. Some define it as being unable to pursue your regular work, while others define it more narrowly as being unable to pursue any work. Some plans pay partial benefits if you return to work part-time, and some do not. As always, you should understand the limits of your plan's coverage.

The costs of disability insurance are determined by the features and/or conditions of the plan, including the following:

- Waiting period
- Amount of benefits
- Duration of benefits
- Cause of disability
- Payments for loss of vision, hearing, speech, or use of limbs
- Inflation-adjusted benefits
- Guaranteed renewal or noncancelable clause

In general, the greater the number of these features or conditions that apply, the higher your premium.

All plans have a waiting period from the time of disability to the collection of benefits. Most are between 30 and 90 days, but some are as long as 180 days. The longer the waiting period is, generally, the less the premium.

Plans also vary in the amount and duration of benefits. Benefits are usually offered as a percent of your current wages or salary. The more the benefits or the longer the insurance pays out, the higher the premium. Some plans offer lifetime benefits, while others end benefits at age sixty-five (the age of Medicare eligibility).

In addition, some plans offer benefits in the following cases, all of which carry higher premiums:

- Disability due to accident or illness
- Loss of vision, hearing, speech, or the use of limbs, regardless of disability
- Benefits that automatically increase with the rate of inflation
- Guaranteed renewal, which insures against losing your coverage if your health deteriorates

You may already have some disability insurance through your employer, although in many cases the coverage is minimal. You may also be eligible for Social Security benefits from the federal government or workers' compensation benefit from your state if the disability is due to an on-the-job accident. Other providers of disability benefits include the following:

- The Veterans' Administration (if you are a veteran)
- Automobile insurance (if the disability is due to a car accident)
- Labor unions (if you are a member)
- Civil service provisions (if you are a government employee)

You should know the coverage available to you and if you find it's not adequate, supplement it with private disability insurance.

Life Insurance

Life insurance is a way of insuring that your income will continue after your death. If you have a spouse, children, parents, or siblings who are dependent on your income or care, your death would create new financial burdens for them. To avoid that, you can insure your dependents against your loss, at least financially.

There are many kinds of life insurance policies. Before purchasing one, you should determine what it is you want the insurance to accomplish for your survivors. What do you want it to do?

- Pay off the mortgage?
- Put your kids through college?
- Provide income so that your spouse can be home with the kids and not be forced out into the workplace?
- Provide alternative care for your elderly parents or dependent siblings?
- Cover the costs of your medical expenses and funeral?
- Avoid estate taxes?

These are uses of life insurance. Your goals for your life insurance will determine how much benefit you need and what kind of policy you need. Weighed against that are its costs—the amount of premium that you pay and how that fits into your current budget.

Javier and Rosa have two children, ages three and five. Rosa works as a credit analyst in a bank. Javier looks after the household and the children and Rosa's elderly mother, who lives a couple of blocks away. He does her grocery shopping, cleans her apartment, does her laundry, and runs any errands that she may need done. Javier and Rosa live in a condo they bought, which is financed with a mortgage. They have established college savings accounts for each child, and they try to save regularly.

Javier and Rosa need to insure both of their lives because the loss of either would cause the survivors financial hardship. With Rosa's death, her earnings would be gone, which is how they pay the mortgage and save for their children's education. Insurance on her life should be enough to pay off the mortgage and fund their children's college educations while providing for the family's living expenses unless Javier returns to the workforce. With Javier's death, Rosa would have to hire someone to keep the house and care for their children, and also someone to keep her mother's house and provide care for her. Insurance on Javier's life should be enough to maintain everyone's quality of life.

Term Insurance

Rosa's income provides for three expenditures: the mortgage, education savings, and living expenses. While living expenses are an ongoing or permanent need, the mortgage payment and the education savings are not: eventually, the mortgage will be paid off and the children educated. To cover permanent needs, Rosa and Javier should consider permanent insurance, also known as **whole life**, straight life, or cash value insurance. To ensure those two temporary goals of paying the mortgage and college tuition, Rosa and Javier could consider temporary or term insurance.

Term insurance is insurance for a limited time period, usually one, five, ten, or twenty years. After that period, the coverage stops. It is used to cover financial needs for a limited time period—for example, to cover the balance due on a mortgage, or education costs. Premiums are lower for term insurance because the coverage is limited. The premium is based on the amount of coverage and the length of the time period covered.

A term insurance policy may have a renewability option, so that you can renew the policy at the end of its term, or it may have a conversion option so that you can convert it to a whole-life policy and pay a higher premium. If it is a multiyear level term or straight term, the premium will remain the same over the term of coverage.

Decreasing term insurance pays a decreasing benefit as the term progresses, which may make sense in covering the balance due on a mortgage, which also decreases with payments over time. On the other hand, you could simply buy a one-year term policy with a smaller benefit each year and have more flexibility should you decide to make a change.

A return-of-premium (ROP) term policy will return the premiums you have paid if you outlive the term of the policy. On the other hand, the premiums on such policies are higher, and you may do better by simply buying the regular term policy and saving the difference between the premiums.

Term insurance is a more affordable way to insure against a specific risk for a specific time. It is pure insurance, in that it provides risk shifting for a period of time, but unlike whole life, it does not also provide a way to save or invest.

Whole Life Insurance

Whole life insurance is permanent insurance. That is, you pay a specified premium until you die, at which time your specified benefit is paid to your beneficiary. The amount of the premium is determined by the amount of your benefit and your age and life expectancy when the policy is purchased.

Unlike term insurance, where your premiums simply pay for your coverage or risk shifting, a whole life insurance policy has a **cash surrender value** or cash value that is the value you would receive if you canceled the policy before you die. You can "cash out" the policy and receive that cash value before you die. In that way, the whole life policy is also an investment vehicle; your premiums are a way of saving and investing, using the insurance company as your investment manager. Whole life premiums are more than term life premiums because you are paying not only to shift risk but also for investment management.

A **variable life** insurance policy has a minimum death benefit guaranteed, but the actual death benefit can be higher depending on the investment returns that the policy has earned. In that case, you are shifting some risk, but also assuming some risk of the investment performance.

An **adjustable life** policy is one where you can adjust the amount of your benefit, and your premium, as your needs change.

A **universal life** policy offers flexible premiums and benefits. The benefit can be increased or decreased without canceling the policy and getting a new one (and thus losing the cash value, as in a basic whole life policy). Premiums are added to the policy's cash value, as are investment returns, while the insurer deducts the cost of insurance (COI) and any other policy fees.

When purchased, universal life policies may be offered with a single premium payment, a fixed (and regular) premium payment until you die, or a flexible premium where you can determine the amount of each premium, so long as the cash value in the account can cover the insurer's COI.

Figure 10.4.1 shows the life insurance options.

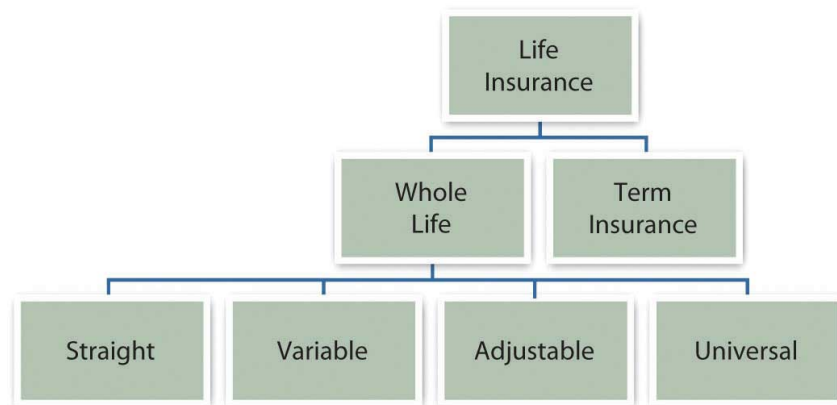


Figure 10.4.1 : Life Insurance Options

So, is it term or whole life? When you purchase a term life policy, you purchase and pay for the insurance only. When you purchase a whole-life policy, you purchase insurance plus investment management. You pay more for that additional service, so its value should be greater than its cost (in additional premiums). Whole life policies take some analysis to figure out the real investment returns and fees, and the insurer is valuable to you only if it is a better investment manager than you could have otherwise. There are many choices for investment management. Thus, the additional cost of a whole-life policy must be weighed against your choices among investment vehicles. If it's better than your other choices, then you should buy the whole life. If not, then buy term life and save or invest the difference in the premiums.

Choosing a Policy

All life insurance policies have basic features, which then can be customized with a **rider**—a clause that adds benefits under certain conditions. The standard features include provisions that protect the insured and beneficiaries in cases of missed premium payments, fraud, or suicide. There are also loan provisions granted so that you can borrow against the cash value of a whole life policy.

Riders are actually extra insurance that you can purchase to cover less common circumstances. Commonly offered riders include

- a waiver of premium payment if the insured becomes completely disabled,
- a double benefit for accidental death,
- guaranteed insurability allowing you to increase your benefit without proof of good health,
- cost of living protection that protects your benefit from inflation,
- accelerated benefits that allow you to spend your benefits before your death if you need to finance long-term care.

Finally, you need to consider the settlement options offered by the policy: the ways that the benefit is paid out to your beneficiaries. The three common options are

- as a lump sum, paid out all at once;
- in installments, paid out over a specified period;
- as interest payments, so that a series of interest payments is made to the beneficiaries until a specified time when the benefit itself is paid out.

You would choose the various options depending on your beneficiaries and their anticipated needs. Understanding these features, riders, and options can help you to identify the appropriate insurance product for your situation. As with any purchase, once you have identified the product, you need to identify the market and the financing.

Many insurers offer many insurance products, usually sold through brokers or agents. Agents are paid on commission, based on the amount of insurance they sell. A captive agent sells the insurance of only one company, while an independent agent sells policies from many insurers. You want a licensed agent that is responsive and will answer questions patiently and professionally. If you die, this may be the person on whom your survivors will have to depend to help them receive their benefits in a troubling time.

You will have to submit an application for a policy and may be required to have a physical exam or release medical records to verify your physical condition. Factors that influence your riskiness are your family medical history, age and weight, and lifestyle choices such as smoking, drinking, and drug use. Your risks will influence the amount of your premiums.

Having analyzed the product and the market, you need to be sure that the premium payments are sustainable for you, that you can add the expense in your operating budget without creating a budget deficit.

Life Insurance as a Financial Planning Decision

Unlike insuring property and health, life insurance can combine two financial planning functions: shifting risk and saving to build wealth. The decision to buy life insurance involves thinking about your choices for both and your opportunity cost in doing so.

Life insurance is about insuring your earnings even after your death. You can create earnings during your lifetime by selling labor or capital. Your death precludes your selling labor or earning income from salary or wages, but if you have assets that can also earn income, they may be able to generate some or even enough income to insure the continued comfort of your dependents, even without your salary or wages.

In other words, the larger your accumulated asset base, the greater its earnings, and the less dependent you are on your own labor for financial support. In that case, you will need less income protection and less life insurance. Besides life insurance, another way to protect your beneficiaries is to accumulate a large enough asset base with a large enough earning potential.

If you can afford the life insurance premiums, then the money that you will pay in premiums is currently part of your budget surplus and is being saved somehow. If it is currently contributing to your children's education savings or to your retirement plan, you will have to weigh the value of protecting current income against insuring your children's education or your future income in retirement. Or that surplus could be used toward generating that larger asset base.

These are tough decisions to weigh because life is risky. If you never have an accident or illness and simply go through life earning plenty and paying off your mortgage and saving for retirement and educating your children, then are all those insurance premiums just wasted? No. Since your financial strategy includes accumulating assets and earning income to satisfy your needs now or in the future, you need to protect those assets and income, at least by shifting the risk of losing them through a chance accident. At the same time, you must make risk-shifting decisions in the context of your other financial goals and decisions.

Summary

- Disability insurance insures your income against an accident or illness that leaves your earning ability impaired.
- Disability insurance coverage and costs vary.
- Life insurance is designed to protect dependents against the loss of your income in the event of your death.
- Term insurance provides life insurance coverage for a specified period of time.
- Whole life insurance provides life insurance coverage until the insured's death.
- Whole life insurance has a cash surrender value and thus can be used as an investment instrument as well as a way of shifting risk.
- Variable, adjustable, and universal life policies offer more flexibility of benefits and premiums.
- Riders provide more specific coverage.
- Premiums are determined by the choice of benefits and riders and the risk of the insured, as assessed by medical history and lifestyle choices.

? Exercises

1. What does the federal [Office of Workers' Compensation Programs](#) (OWCP) do, and what specific disabilities are covered in the programs that the OWCP administers?
2. Search for and find what programs are available in your state for workers' compensation covering industrial and workplace accidents.
3. What is the role of the U.S. Department of Labor's [Occupational Safety & Health Administration](#) (OSHA) in preventing workplace illness and injury?
4. Search for and find information about unemployment compensation to answer the following questions.
 1. If you are involuntarily unemployed, do the federal and state unemployment compensation programs replace your wages?
 2. Are you entitled to unemployment compensation if you choose to be unemployed temporarily?
 3. Does it matter what kind of job you have or how much income you earn?
 4. What does it mean to be involuntarily unemployed?
 5. Where does the money come from?
 6. If you have seasonal employment, can you collect unemployment to cover the off-season?
 7. If you are eligible, how long can you collect unemployment?
 8. Is the money you receive from unemployment compensation taxable?
 9. If you became unemployed in your state, how would your income be insured, and what could you expect from your state unemployment compensation program?
5. Read advice on [choosing insurance from Investopedia](#). What are two situations in which purchasing life insurance might not be a good choice for you? According to the [Insurance Information Institute](#), what factors should you consider when choosing a life insurance company?

This page titled [10.4: Insuring Your Income](#) is shared under a [CC BY-NC-SA 3.0](#) license and was authored, remixed, and/or curated by [Anonymous](#) via [source content](#) that was edited to the style and standards of the LibreTexts platform.

SECTION OVERVIEW

10.5: Alternate Perspectives

10.5.1: Insurance- What do you need?

10.5: Alternate Perspectives is shared under a [not declared](#) license and was authored, remixed, and/or curated by LibreTexts.

10.5.1: Insurance- What do you need?

Life's Problems Will Happen to You

Sorry to tell you, but life is hard. You will have difficulties, and there will be accidents and events that affect your property or your health. To put it another way, life inherently contains risk. You and your family are at risk that you may be in an automobile accident. You and your family are at risk that one or several of you may become ill and require a hospital stay. You and your family are at risk that a tree may fall on your house. Of course, not all these risks have the same probability of occurring, and not all of these risks will incur the same amount of financial loss.

The Concept of Insuring Against Risk

Insurance companies take on your risk for a fee, known as a premium. By buying insurance, you are protecting your wealth and income against unexpected events that can take away your wealth or income. There are many types of insurance you can buy to protect yourself, your family, and your property:

- Automobile insurance
- Homeowner's insurance
- Health insurance
- Disability insurance
- Life insurance

There are also specialty insurance companies for special risks, such as insuring professional football or basketball players against a career-ending injury. Then there are also a few insurance programs administered by federal and state governments that people often forget:

- Social Security insurance
- Medicare insurance
- Unemployment insurance (federal and state)

Insurance companies have experience with the costs of fire, accidents, and casualties, so they price their premiums on anticipated claims against the insurance policies they sell. As a consumer, you should do a cost/benefit analysis. Always get at least three quotes for your insurance, and if you have been with a company for a few years, you should get quotes to make sure you are being charged a competitive premium.

However, there is one rule that you should always follow. If a potential casualty loss is so large that it will really hurt you financially, you must insure against it. For example, if your house burns down, even though this is an unlikely event, you should insure against the loss because of its financial consequences.

The Business Model of Insurance Companies

Commercial insurance companies are in the business of making a profit. They sell policies to customers and charge an annual premium for the protection. An insurance policy is a legally binding contract, and it obligates the company to pay for any of the claims that are covered in the policy. For example, when you buy automobile insurance, you agree to pay the annual premium, and the insurance company agrees to pay for damages from an accident.

Insurance companies have teams of actuaries who estimate the probable amount of claims in each category of things they insure, based on historical averages. The insurance company charges enough premiums to pay for the claims, while still having a profit left over to pay dividends to their shareholders. In most years, if fate behaves, claims replicate their historical averages. However, when unexpected events happen, such as Hurricane Katrina or the West Coast Wildfires, insurance companies lose money.

Since claims occur over the course of a year, insurance companies invest the premiums they collect in short term investments (e.g., in the case of auto or homeowners' policies) or in long term investments (e.g., in the case of whole life insurance). This gives them another source of profit for their shareholders.

There are insurance companies that are mutual insurance companies. These are analogous to credit unions in the banking sector. In mutual companies, the policyholders are the owners of the company. That means that while a mutual company must cover all their claims, they do not have to generate a profit for their shareholders. If they have extra cash left over at the end of the year, they can

send refund checks to their policyholders or reduce premiums the next year. Mutual insurance companies are very competitive in their rates.

When you are new to the insurance market, it is a good idea to use an insurance broker who can advise you on the ins and outs of the market. The broker is paid a commission by the insurance company (normally in the range of 8% of the premium) to place your insurance with them. Once you become confident, try companies that sell by phone or over the internet. This usually saves money because they do not pay commissions to brokers. Make sure you get at least three quotes. Here are some legitimate companies that sell by phone or internet:

- GEICO
- Liberty Mutual
- Progressive
- USAA (for veterans or families of veterans)

I personally switched a number of years ago from a commercial insurance company to Liberty Mutual for both auto and homeowners' insurance and my premium went down by about 25%.

Health Insurance

Health insurance can be expensive compared to auto or homeowners' insurance. In 2020, the average national cost for health insurance was \$5,500 annually for an individual and \$13,800 for a family per year. However, costs vary among plans. There is a wide selection of plans and programs for health insurance, such as opting for a Health Maintenance Organization or agreeing to only use the doctors approved by the insurance company. In addition, most companies offer health insurance to their employees, and by joining a group insurance plan of mostly healthy people, premiums are reduced. Further, companies that provide health insurance for their employees usually pay for a good portion of the premium.

As an historical note, the United States is the only developed country (other than China) that does not have a national insurance program. The expansion of private health insurance in the U.S. goes back to World War II. Six million men and women were sent to fight in Europe and the Pacific. Thus, the military-industrial complex on the home front had a shortage of workers just as it was producing war material at full speed. One consequence, of course, was the recruitment of women to staff the manufacturing lines. Another consequence was the competition for employees. Companies were not allowed to give raises during the war in order to avoid inflation; in order to compete for employees, companies started giving benefits, like health insurance. From after the war until today, pharmaceutical companies, hospitals, doctors, and insurance companies have lobbied against the U.S. having a national health insurance plan. They are afraid (and rightly so) that a government insurance program will use its buying power to control their fees.

The most common types of health insurance programs are fee for service and managed care plans. Both cover doctors' visits, hospital outpatient services, medical procedures, and hospitalization. Fee for service (sometimes called Personal Choice) allows you to choose your own doctors and specialists. Your doctor submits a bill to the insurance company and is paid all or part of their fee. If the insurance company thinks the fee from your doctor is higher than the prevailing rate in that area, the insurance company will only pay the prevailing rate, and you must pay the rest, a drawback of the fee for service policy.

Managed care plans require the policyholder to go to a specific group of doctors and hospitals identified by the insurance company. They are called in network doctors and hospitals. The value of this program is that the doctors recommended will not charge you above the fees agreed with your insurer, and you will not be billed for any difference. Health maintenance organizations (HMO) are insurers that usually establish a set annual fee per patient with doctors. You must go first to the primary care doctor, which you choose from their list. Any referral for further treatment by a specialist must first be approved by your primary care physician. The HMO is paying the primary care physician to keep you well and is controlling any unnecessary trips to specialists. The premiums for fee for service are higher than the managed care policies, which are higher than the HMO policies. Your choice of plan affects your premium payment.

Being part of a health insurance group (such as your employer-sponsored health insurance program) significantly reduces the total premiums. Of course, your employer decides how much of the health insurance premiums they are willing to subsidize. If you are self-employed or between jobs without health insurance, there are often ad hoc groups in your area that sponsor group programs. For example, you can join the local Chamber of Commerce that sponsors a plan that is cheaper than buying as an individual.

Finally, federal law states that an insurance company cannot refuse you coverage due to a pre-existing condition, as part of the Affordable Care Act (ACA) legislation. If you lose your healthcare because you lose your job, you should at least buy a low

premium policy in case of an unexpected hospitalization. Hospital stays are expensive, and you should at least protect yourself against those expenses. If you are out of work, you should be able to enroll in a very reasonably priced ACA policy. There are also government subsidies for those with low income. You would likely qualify for this if you are single, and your only source of income is unemployment compensation.

The Main Reason People Go Bankrupt

A 2019 Harvard study found that 66.5% of all bankruptcies were tied to medical issues, due to high costs of care and time out of work. This includes an estimated 530,000 families. This study also shows that 78% of bankruptcy filers had some form of health insurance but not enough to cover their medical costs (CNBC). Even if you are young and healthy, you should at least have health insurance for what are called catastrophic illnesses. This includes things like accidents that put you in the hospital, cancer, and COVID-19. Because you are young and healthy, the probability of these events is low, so the premium is low.

Recent support for Medicare for all stems not just from the plight of uninsured people but also from middle class people who have catastrophic illnesses that are not covered by insurance. With this model, the government can achieve substantial savings by negotiating fees and costs.

Affordable Care Act

The Affordable Care Act (ACA) was passed in 2010, in the second year of President Obama's first term. The Republicans immediately took to calling it Obamacare and have been trying to repeal it as unconstitutional ever since it was passed. A Republican court case even made it to the U.S. Supreme Court, which upheld the constitutionality of the ACA by a five to four vote. Republicans continue to challenge the ACA, so expect it to continue to be in the news. The ACA has three main goals:

1. Reduce the price of health insurance in order to make it available to the millions of people. The government subsidizes the cost of health insurance for households whose incomes are 100% to 400% of the federal poverty level.
2. Expand Medicaid. Medicaid is free health insurance for households whose incomes are substantially below the federal poverty level. States are responsible for administering Medicaid, and many states with Republican governors or legislatures refused to accept this expanded federal aid.
3. Find and support medical care delivery systems that lower the cost of providing healthcare.

The ACA has been successful by any measure. In 2020, 23 million people are covered by the ACA. In addition, 31 states accepted the expanded Medicaid program. In 2020, a total of 73 million people are now insured under Medicaid or under the Children's Health Insurance Program (CHIP). In addition, children are now able to remain on their parents' healthcare policy until they turn 26, and no insurance company can refuse healthcare coverage because of a pre-existing condition.

Another benefit of the ACA is that it modernized the health insurance search, establishing an online marketplace for health insurance. When you access the marketplace, you will be asked some relevant questions and receive an estimate of the subsidy you may qualify for. After this, you will have access to the private insurance companies offered through the marketplace. All participating companies must offer at least these ten essential benefits in their plans:

1. Ambulatory patient services (outpatient care)
2. Emergency services
3. Hospitalization (like surgery and overnight stays)
4. Pregnancy, maternity, and newborn care (both before and after birth)
5. Mental health and substance use disorder services, including behavioral health treatment (this includes counseling and psychotherapy)
6. Prescription drugs
7. Rehabilitative and habilitative services and devices (services and devices to help people with injuries, disabilities, or chronic conditions gain or recover mental and physical skills)
8. Laboratory services
9. Preventive and wellness services and chronic disease management
10. Pediatric services, including oral and vision care (but adult dental and vision coverage are not essential health benefits)

In addition to these, birth control coverage and breastfeeding coverage must also be offered.

Finally, health insurance plans on the marketplace can offer additional coverage for services like dental and vision care, but these plans will cost you more. As I said before, if you lose your healthcare coverage due to any reason, you should at least buy a

minimum policy that will cover an unexpected illness. Look at the ACA Marketplace for these options.

Disability Insurance

Disability insurance provides income if you cannot work due to an illness or accident. Short-term disability typically covers you for 13 to 26 weeks and will pay 40% to 70% of your salary during that period. It costs about 1% to 3% of your salary and may be paid for by your employer as a benefit. The premium depends on your age and occupation. Long-term disability insurance also costs about 1% to 3% of your salary, and these policies will begin payment after the period of short-term disability payments. Depending on the policy you select, the long-term disability payments can cover 20 years, 30 years or until retirement.

The Social Security system also pays disability payments under the SSDI program, and, if you qualify, you can collect this in addition to your private insurance. These SSDI payments range from \$800 to \$1,800 per month, depending on your earnings history, providing only a minimal safety net; it will not replace your income. Buy long-term disability insurance; it is not that expensive if you are part of an employer sponsored plan, and it protects you and your family.

Auto Insurance

All fifty states require auto insurance if you own a car. This is mostly to protect other drivers if you are at fault. However, you should also get a provision against uninsured drivers. This will protect you if someone without insurance hits you, causing damage to your car or injuring you. This is a common provision in auto policies. The national average of car insurance in the U.S. is \$1,400. This will vary if you have an expensive car, have just gotten your license, or have a bad driving record. Below are some potential types of coverage you can have.

Coverage A: Liability Coverage

If an accident is your fault, by law you must pay for the damages. This includes both property damage and bodily injury to another. Some states have no-fault property damage laws, eliminating the need for lawyers, thereby reducing costs. In this scenario, your insurance company fixes your car, and my insurance company fixes my car. However, no-fault does not apply to bodily injury.

Coverage B: Medical Payments Coverage

If you are at fault, your insurance company pays any medical bills for the other person. This is the law.

Coverage C: Uninsured or Underinsured Motorist Coverage

If the other driver is at fault and has no insurance, you are covered by your policy. This is a good provision to have.

Coverage D: Collision and Comprehensive Coverage

Collision covers damages to your car if you are at fault in an accident. Comprehensive covers all other damages or loss to your car, such as theft, vandalism, floods, hail damage and other unhappy events.

The deductible is the amount you pay out of the total of each claim. You can choose the deductible, but it normally ranges from \$250 to \$1,000. The higher the deductible, the lower the premium, because you will not bother your insurance company every time your car gets a dent or scratch. Many insurance companies also offer a discount for safe drivers. Note that each state has a different minimum insurance coverage required.

Renter's Insurance

If you are a renter, almost every lease has a provision that says if an event happens that damages your property, the landlord will not pay for it. If someone breaks into your apartment and steals your laptop, the landlord has nothing to do with that and will not reimburse you. This is why you should buy renter's insurance. Renter's insurance is inexpensive, with an average price at about \$15 per month in 2020. It covers fire, damage and theft.

You should also ask for liability to be included in the policy. This will protect you if a visitor gets injured in your apartment or if your dog bites the neighbor. Also, it is helpful to keep photos of your important property. Take pictures of your new laptop, your television, and expensive jewelry (include receipts if possible). This will help you establish your claim to the insurance company if you have a loss.

Homeowner's Insurance

For many, their most valuable asset is their home, thus it is important to protect it with homeowner's insurance. Homeowner's insurance should protect your home against fire and wind damage, theft, falling trees, and personal liability. Standard forms of

homeowners insurance policies are numbered from HO-1 to HO-8. These are structured with different degrees of coverage and the premiums are different for each package.

- HO-1: The most basic and limited type of policy for single-family homes, HO-1s are all but nonexistent nowadays.
- HO-2: A more commonly used policy and a slight upgrade from the HO-1.
- HO-3: The most common type of homeowners insurance policy with broader coverage than the HO-2.
- HO-4: A policy type that is specifically for renters.
- HO-5: The most comprehensive form of homeowners insurance and the second most common policy type for single-family dwellings.
- HO-6: A type of coverage designed for condo owners.
- HO-7: The type of policy you get if you own a mobile or manufactured home.
- HO-8: A special type of homeowners insurance for homes that do not meet insurer standards for other policy forms.

The insurance policy will generally be a cash value policy; if the house is destroyed, you will be paid the current value of the house. Since ground does not burn, what the company is insuring is the structures on the property. You should try to get a replacement value policy which will increase the value of the house according to inflation and pay the cost to replace it. Your policy will also specify the replacement of other structures on the property such as a detached garage or swimming pool. In addition, the policy will cover personal property in the house such as furniture, computers, televisions, jewelry and clothing if there is fire, theft, or vandalism. There is usually a set limit on the cash amount covered under this. If you have especially valuable items in the house, such as jewelry, paintings, or antique rugs, you should catalog them specifically in the policy or buy a separate valuable items policy. The insurance company may ask you to present an appraisal to establish their value.

Liability is also an important part of the homeowners policy. If someone is hurt on your property, you are covered up to a certain amount. However, you are not covered if you are breaking the law. For example, if you allow your teenager to have a party at your house with underage drinking and someone gets hurt, you will be in deep trouble, and your insurance company will not cover your liability.

The national average annual premium for homeowners' insurance is \$2,300. However, this is for the average home price of \$300,000 and with a \$1,000 deductible. Your premium will vary according to several factors, including:

- The value of your house
- The deductible you choose
- Whether your area is subject to earthquakes or wildfires
- Whether there is a fire hydrant nearby

Ask your real estate agent for a recommendation for an insurance broker. After you are comfortable with homeowner's policies, you can get quotes from the direct to customer insurance companies. The Insurance Institute recommends these ways to lower the cost of your insurance premiums:

1. Shop around.
2. Before you buy a car, compare insurance costs.
3. Ask for higher deductibles.
4. Reduce coverage on older cars.
5. Buy your homeowners and auto coverage from the same insurer.
6. Maintain a good credit record.
7. Take advantage of low mileage discounts.
8. Ask about group insurance.
9. Ask about other discounts, such as for safe drivers or if you install smoke alarms in your house.

Flood Insurance

If your home is in a location prone to flooding, you will need to buy flood insurance. Your homeowner's policy does not cover flood damage. The Federal Emergency Management Administration (FEMA) offers flood insurance, with an average annual cost of \$700. This is a good investment, since one inch of water in your house can cause about \$25,000 in damage. FEMA has detailed maps online of frequent and moderate flood zones to help you determine if your property is at risk. Your mortgage lender may insist you buy flood insurance if you are in a flood zone, but you should whether they insist or not.

Life Insurance

Whole life insurance is like having a savings account that you are forced to put money in each year. Its main function is to protect your family with a lump sum payment if you die prematurely. However, as long as you pay the premiums, the whole life also accumulates savings (building up a cash value) that you can withdraw at the end of the term. If you purchase a 20- or 30-year whole life policy for \$400,000 face value, at the end of 30 years, even if you have not died, you can withdraw the \$400,000. However, a whole life policy is not a good investment from an economic point of view. The insurance company takes your premiums and invests them, at 7% or 8% annual return. They offer you a guaranteed return on the policy of anywhere between 1.5% to 3% annual return and keep the difference. This is simply not a good deal for you.

Instead, you should purchase a term life policy. This does not build up cash value; rather, it is similar to auto and homeowner's insurance in that you are paying for coverage only against the event of your premature death. Because you are not building up cash value, term life insurance is inexpensive. The premium, of course, depends on your age and health, but the average national cost of a term life policy for a healthy 30-year-old male is \$26 per month for a \$500,000 policy. The policy premiums will likely increase every year, so be sure to shop around.

A 2020 report by McKinsey and Company showed that life insurance companies have suffered from a decade of declining profitability and growth. One major reason is that customers (and financial advisors) question the value of whole life insurance. McKinsey recommends several changes to revive insurance companies, including a more personal connection to customers and invention of new products, such as whole life policies that can be converted to long term nursing home care policies. We will have to wait and see.

Umbrella Personal Liability Policy

As your wealth increases, you have an economic incentive to protect it. The least expensive way to do this is by purchasing an umbrella personal liability policy. You likely will be carrying personal liability coverage of about \$250,000 total on your auto policy and on your homeowner's policy, but it is expensive to increase the limits on these policies. Instead, you can buy a \$1,000,000 umbrella policy for about \$200 per year. It will pay any excess claims above the limit of \$250,000 paid by your auto or homeowner's policy.

10.5.1: Insurance- What do you need? is shared under a [not declared](#) license and was authored, remixed, and/or curated by Donald T. Wargo, Temple University.

CHAPTER OVERVIEW

11: Personal Risk Management- Retirement and Estate Planning

This chapter focuses on planning for the expected: retirement, loss of income from wages, and the subsequent distribution of assets after death. Retirement planning explores the development of alternative sources of income from capital that can eventually substitute for wages. Estate planning also touches on the considerations and mechanics of distributing accumulated wealth.

11.1: Introduction

11.2: Retirement Planning- Projecting Needs

11.3: Retirement Planning- Ways to Save

11.4: Estate Planning

11.5: Alternate Perspectives

11.5.1: Insurance

11.5.1.1: Understanding Your Health Coverage

11.5.1.2: Buying Insurance

11.5.1.3: Personal Insurance

11.5.1.4: Property Insurance

11.5.2: Retirement

11.5.2.1: Retirement

11.5.2.2: Types of Retirement Plans

11.5.3: Estate Planning

11.5.3.1: Getting Your Affairs in Order

11.5.3.2: Estate and Gift Taxes

11.5.3.3: Planning Your Own Funeral

11.5.3.4: Saving and Investing

11.5.4: Saving for Retirement

This page titled [11: Personal Risk Management- Retirement and Estate Planning](#) is shared under a [CC BY-NC-SA 3.0](#) license and was authored, remixed, and/or curated by [Anonymous](#) via [source content](#) that was edited to the style and standards of the LibreTexts platform.

11.1: Introduction

While insurance is about protecting what you have, retirement and estate planning is about protecting what you may have in the future. Insuring what you have means finding the best way to protect it. Retirement planning, on the other hand, means finding the best way to protect the life that you'd like to be living after you stop earning income from employment. Estate planning, while sounding like something only rich people do, involves protecting what you have even after your death. If you have assets at your death, what happens to those assets should be documented in a legal estate plan.

So retirement planning and estate planning are plans to create and protect an accumulation of wealth, regardless of the amount of wealth involved. Both types of planning also ask you to ask some of the following questions that can be difficult to answer at the early stages of your life.

- What will my life be like when I retire?
- Will I have a spouse or partner?
- Dependents?
- A home?
- A mortgage?
- Will I be disabled?
- Where will I live?
- What will I do?
- What would I like to do?

Planning, especially for retirement, should start as early as possible, allowing the most time for savings to occur and accrue. Ironically, that's when it is hard to try to imagine answers to these questions. Understanding the practical means of planning and saving for retirement can help you get started. If your plans are flexible, they can adapt to the unexpected as it happens, which it inevitably will.

11.1: Introduction is shared under a [CC BY-NC-SA 3.0](https://creativecommons.org/licenses/by-nc-sa/3.0/) license and was authored, remixed, and/or curated by LibreTexts.

11.2: Retirement Planning- Projecting Needs

Learning Objectives

1. Identify the factors required to estimate savings for retirement.
2. Estimate retirement expenses, length of retirement, and the amount saved at retirement.
3. Calculate relationships between the annual savings required and the time to retirement.

Retirement planning involves the same steps as any other personal planning: figure out where you'd like to be and then figure out how to get there from where you are. More formally, the first step is to define your goals, even if they are no more specific than "I want to be able to afford a nice life after I stop getting a paycheck." But what is a "nice life," and how will you pay for it?

It may seem impossible or futile to try to project your retirement needs so far from retirement given that there are so many uncertainties in life and retirement may be far away. But that shouldn't keep you from saving. You can try to save as much as possible for now, with the idea that your plans will clarify as you get closer to your retirement, so whatever money you have saved will give you a head start.

Chris and Sam were young urban professionals until their children were born. Tired of pushing strollers through the subways, they bought a home in the suburbs. They are happy to provide a more idyllic lifestyle for their kids but miss the "buzz" and convenience of their urban lifestyle. When their children are on their own and Chris and Sam are ready to retire, they would like to sell their home and move back into the city.

Chris and Sam are planning to use the value of their house to finance a condo in the city, but they also know that real estate prices are often higher in the more desirable urban areas and that living expenses may be higher in the future. Now in their mid-thirties, Chris and Sam are planning to retire in thirty years.

Chris and Sam need to project how much money they will need to have saved by the time they wish to retire. To do that, they need to project both their future capital needs (to buy the condo) and their future living expense in retirement. They also need to project how long they may live after retirement, or how many years' worth of living expenses they will need, so that they won't outlive their savings.

They know that they have thirty years over which to save this money. They also know, as explained in Chapter 4, that time affects value. Thus, Sam and Chris need to project the rate of compounding for their savings, or the rate at which time will affect the value of their money.

To estimate required savings, in other words, you need to estimate the following:

- Expenses in retirement
- The duration of retirement
- The return on savings in retirement

As difficult as these estimations seem, because it is a long time until retirement and a lot can happen in the meantime, you can start by using what you know about the present.

Estimating Annual Expenses

One approach is to assume that your current living expenses will remain about the same in the future. Given that over the long run, inflation affects the purchasing power of your income, you factor in the effect inflation may have so that your purchasing power remains the same.

For example, say your living expenses are around \$25,000 per year and you'd like to have that amount of purchasing power in retirement as well. Assuming your costs of living remain constant, if you are thirty years from retirement, how much will you be spending on living expenses then?

The overall average annual rate of inflation in the United States is about 3.25 percent^[1]. In this case, \$25,000 is the present value of your expenses, and you are looking for the future value, given that your expenses will appreciate at a rate of 3.25 percent per year for thirty years.

As you can see, you would need about two-and-a-half times your current spending just to live the life you live now. Fortunately, your savings won't be just "sitting there" during that time. They, too, will be compounding to keep up with your needs.

You may use your current expenses as a basis to project a more or less expensive lifestyle after retirement. You may anticipate expenses dropping with fewer household members and dependents, for example, after your children have grown. Or you may wish to spend more and live a more comfortable life, doing things you've always wanted to do. In any case, your current level of spending can be a starting point for your estimates.

Estimating Length of Retirement

How much you need to have saved to support your annual living expenses after retirement depends on how long those expenses continue or how long you'll live after retirement. In the United States, life expectancy at age sixty-five has increased dramatically in the last century, from twelve to seventeen years for males and from twelve to twenty years for females, due to increased access to health care, medical advances, and healthier lives before age sixty-five^[2]. Table 11.2.1 shows the 2021 Period Life Table for Males and table 11.2.2 shows the 2021 Period Life Table for Females^[3].

Table 11.2.1 : Actuarial Life Table (Males)

Age	Death Probability	Number of Lives	Expected Years Remaining
65	0.0199	74,786	16.95
70	0.0271	66,732	13.69
75	0.0406	56,849	10.62
80	0.0646	44,198	7.92
85	0.1051	29,314	5.65
90	0.1745	14,571	3.90
95	0.2709	4,386	2.76
100	0.3587	698	2.09
105	0.4579	56	1.58
110	0.5844	2	1.16

Table 11.2.2 : Actuarial Life Table (Females)

Age	Death Probability	Number of Lives	Expected Years Remaining
65	0.0122	84,502	19.75
70	0.0173	78,758	16.00
75	0.0279	70,872	12.49
80	0.0463	59,469	9.38
85	0.0792	44,170	6.72
90	0.1372	26,043	4.65
95	0.2259	10,192	3.22
100	0.3167	2,208	2.35
105	0.4238	241	1.71
110	0.5671	9	1.20

If life expectancy continues to increase at these rates, in thirty years your life expectancy at age sixty-five could be twenty-eight to thirty years. In that case, your retirement savings will have to provide for your living expenses for as long as thirty years. Put another way, at age thirty-five you have thirty years to save enough to support you for thirty years after that.

Estimating the Amount Needed at Retirement

You can use what you know about time and value (from Chapter 4) to estimate the amount you would need to have saved up by the time you retire. Your annual expenses in retirement are really a series of cash flows that will grow by the rate of inflation. At the same time, your savings will grow by your rate of return, even after you are making withdrawals to cover your expenses.

Say that when you retire, you have your retirement funds invested so they are earning a return of 5 percent per year. Assume an annual inflation rate of 3.25 percent and that your annual expenses when you retire are \$65,269 (as adjusted for inflation in the example above).

Table 11.2.3 shows what your situation would look like.

Table 11.2.3 : Estimating Annual Expenses and Savings Needed at Retirement

Years after Retirement	Annual Expense (3.25% Inflation Rate)	Return on Savings 5.00%	Return on Savings 2.00%
0	\$ 65,269	\$ 65,269	\$ 65,269
1	\$ 67,390	\$ 64,181	\$ 66,069
2	\$ 69,580	\$ 63,111	\$ 66,878
3	\$ 71,841	\$ 62,059	\$ 67,697
4	\$ 74,176	\$ 61,025	\$ 68,527
5	\$ 76,587	\$ 60,008	\$ 69,367
6	\$ 79,076	\$ 59,008	\$ 70,217
7	\$ 81,646	\$ 58,024	\$ 71,078
8	\$ 84,299	\$ 57,057	\$ 71,948
9	\$ 87,039	\$ 56,106	\$ 72,830
10	\$ 89,868	\$ 55,171	\$ 73,723
11	\$ 92,789	\$ 54,252	\$ 74,627
12	\$ 95,805	\$ 53,348	\$ 75,542
13	\$ 98,919	\$ 52,459	\$ 76,468
14	\$ 102,134	\$ 51,585	\$ 77,405
15	\$ 105,453	\$ 50,725	\$ 78,353
16	\$ 108,880	\$ 49,879	\$ 79,313
17	\$ 112,419	\$ 49,048	\$ 80,285
18	\$ 116,073	\$ 48,231	\$ 81,270
19	\$ 119,845	\$ 47,427	\$ 82,265
20	\$ 123,740	\$ 46,636	\$ 83,273
21	\$ 127,762	\$ 45,859	\$ 84,294
22	\$ 131,914	\$ 45,095	\$ 85,327
23	\$ 136,201	\$ 44,343	\$ 86,373
24	\$ 140,628	\$ 43,604	\$ 87,431
25	\$ 145,198	\$ 42,877	\$ 88,503
26	\$ 149,917	\$ 42,163	\$ 89,587

Years after Retirement	Annual Expense (3.25% Inflation Rate)	Return on Savings 5.00%	Return on Savings 2.00%
27	\$ 154,789	\$ 41,460	\$ 90,685
28	\$ 159,820	\$ 40,769	\$ 91,797
29	\$ 165,014	\$ 40,090	\$ 92,921
30	\$ 170,377	\$ 39,421	\$ 94,060
Total		\$ 1,590,290	\$ 2,443,382

The amount you need at retirement varies with the expected rate of return on your savings. While you are retired, you will be drawing income from your savings, but your remaining savings will still be earning a return. The more return your savings can earn while you are retired, the less you have to have saved by retirement. The less return your savings can earn in retirement, the more you need to have saved *before* retirement.

In Table 11.2.3 , the total amount needed at retirement is only about \$1.5 million if your remaining savings will earn 5 percent while you are retired, but if that rate of return is only 2 percent, you would have to begin retirement with almost \$2.5 million.

Let's assume your return on savings is 5 percent. If you want to have \$1,590,289 in thirty years when you retire, you could deposit \$367,957 today and just let it compound for thirty years without a withdrawal. But if you plan to make an annual investment in your retirement savings, how much would that have to be?

Estimating the Annual Savings for Retirement

In the example above, if you make regular annual deposits into your retirement account for the next thirty years, each deposit would have to be \$23,936, assuming that your account will earn 5 percent for in thirty years. If the rate of return for your savings is less, you would have to save more to have more at retirement. If your retirement savings can earn only 2 percent, for example, you would have to deposit \$60,229 per year to have \$2,443,361 when you retire. Your retirement account grows through your contributions and through its own earnings. The more your account can earn before you retire, the less you will have to contribute to it. On the other hand, the more you can contribute to it, the less it has to earn.

The time you have to save until retirement can make a big difference to the amount you must save every year. The longer the time you have to save, the less you have to save each year to reach your goal. Table 11.2.4 shows this idea as applied to the example above, assuming a 5 percent return on savings and a goal of \$1,590,289.

Table 11.2.4 : Time to Retirement and Annual Savings Required

Time to Retirement (in years)	Annual Savings Required	Funds at Retirement	Annual Return on Savings
15	\$ 153,212	\$ 1,590,289	5.00%
30	\$ 103,451	\$ 1,590,289	5.00%
40	\$ 92,679	\$ 1,590,289	5.00%

The longer the time you have to save, the sooner you start saving, and the less you need to save each year. Chris and Sam are already in their thirties, so they figure they have thirty years to save for retirement. Had they started in their twenties and had forty years until retirement, they would not have to save so much each year. If they wait until they are around fifty, they will have to save a lot more each year. The more you have to save, the less disposable income you will have to spend on current living expenses, making it harder to save. Clearly, saving early and regularly is the superior strategy.

When you make these calculations, be aware that you are using estimates to figure the money you'll need at retirement. You use the *expected* inflation rate, based on its historic average, to estimate annual expenses, historical statistics on life expectancy to *estimate* the duration of your retirement, and an *estimate* of future savings returns. Estimates must be adjusted because things change. As you progress toward retirement, you'll want to reevaluate these numbers at least annually to be sure you are still saving enough.

Summary

- To estimate required savings, you need to estimate
 - expenses in retirement, based on lifestyle and adjusted for inflation;
 - the duration of retirement, based on age at retirement and longevity;
 - the return on savings in retirement.
- You must save more for retirement if
 - expenses are higher,
 - duration of retirement is longer,
 - the return on savings in retirement is less.
- Your annual savings for retirement also depends on the time until retirement; the longer the time that you have to save, the less you need to save each year.

? Exercises

1. Write in your personal finance journal your ideas and expectations for your retirement. At what age do you want to retire? How many years do you have to prepare before you reach that age? Will you want to stop working at retirement? Will you want to have a retirement business or start a new career? Where and how would you like to live? How do you think you would like to spend your time in retirement? How much have you saved toward retirement so far?
2. Experiment with the retirement planning calculator at MSN Money (<http://moneycentral.msn.com/retire/planner.aspx>). What will you have saved for retirement by the time you retire? What will you need to live in retirement without income from employment? How old will you be when your retirement savings run out? Run several combinations of estimates to get an idea of how and why you should plan to save for retirement. Then sample the Kiplinger's articles about saving for retirement at <http://moneycentral.msn.com/content/Retirementandwills/Createaplan/P142702.asp>. According to the lead article, "The Basics: How Much Do You Need to Retire?" what percentage of annual income should young workers in their twenties and thirties today plan to invest in retirement savings accounts?

^[1] The average is calculated over the period from 1913 to 2009. U.S. Bureau of Labor Statistics, Chapter 4

^[2] U.S. Department of Health and Human Services, "Health, United States, 2008: With Special Feature on the Health of Young Adults (Health United States)," Center for Disease Control, National Center for Health Statistics, 2008.

^[3] Social Security Administration, [Actuarial Life Table 2021](#).

This page titled [11.2: Retirement Planning- Projecting Needs](#) is shared under a [CC BY-NC-SA 3.0](#) license and was authored, remixed, and/or curated by [Anonymous](#) via [source content](#) that was edited to the style and standards of the LibreTexts platform.

11.3: Retirement Planning- Ways to Save

Learning Objectives

1. Compare and contrast employer, government, and individual retirement plans.
2. Explain the differences between a defined benefit plan and a defined contribution pension plan.
3. Summarize the structure and purpose of Social Security.
4. State the difference between a Traditional IRA and a Roth IRA.
5. Identify retirement plans for the self-employed.

While knowing the numbers clarifies the picture of your needs, you must reconcile that picture with the realities that you face now. How will you be able to afford to save what you need for retirement?

There are several savings plans structured to help you save. Some offer tax advantages and some don't. But first, and most importantly, you need to make a commitment to save.

Saving means not spending a portion of your disposable income. It means delaying gratification or putting off until tomorrow what you could have today. That is often difficult, as you have many demands on your disposable income. You must weigh the benefit of fulfilling those demands with the cost of not saving for retirement, even though the benefit in the present is much easier to credit than the benefit in the future. Once you resolve to save, however, employer, government, and individual retirement plans are there to help you.

Employer Retirement Accounts

Employers may sponsor pension or retirement plans for their employees as part of the employees' total compensation. There are two kinds of employer-sponsored plans: defined benefit plans and defined contribution plans.

A **defined benefit plan** is a retirement plan, sometimes called a **pension plan**, funded by the employer, who promises the employee a specific benefit upon retirement. The employer can be a corporation, labor union, government, or other organization that establishes a retirement plan for its employees. In addition to (or instead of) a defined benefit plan, an employer may also offer a profit-sharing plan, a stock bonus plan, an employee stock ownership plan (ESOP), a thrift plan, or other plans. Each type of plan has advantages and disadvantages for employers and employees, but all are designed to give employees a way to save for the future and employers a way to attract and keep employees.

The payout for a defined benefit plan is usually an annual or monthly payment for the remainder of the employee's life. In some defined benefit plans, there is also a spousal or survivor's benefit. The amount of the benefit is determined by your wages and length of service with the company.

Many defined benefit plans are structured with a **vesting** option that limits your claim on the retirement fund until you have been with the company for a certain length of time. For example, Paul's employer has a defined benefit plan that provides for Paul to be 50 percent vested after five years and fully vested after seven years. If Paul were to leave the company before he had worked there for five years, none of his retirement funds would be in his account. If he left after six years, half his fund would be kept for him; after seven years, all of it would be.

With a defined benefit plan your income in retirement is constant or "fixed," and it is the employer's responsibility to fund your retirement. This is both an advantage and a disadvantage for the employee. Having your employer fund the plan is an advantage, but having a fixed income in retirement is a drawback during periods of inflation when the purchasing power of each dollar declines. In some plans, that drawback is offset by automatic cost of living increases.

Defined benefit plans also carry some risk. Most companies reserve the right to change or discontinue their pension plans. Furthermore, the pension payout is only as good as the company that pays it. If the company defaults, its pension obligations may be covered by the **Pension Benefit Guaranty Corporation (PBGC)**, an independent federal government agency. If not, employees are left without the benefit. Even if the company is insured, the PBGC may not cover 100 percent of employees' benefits.

Founded in 1974, the PBGC is funded by insurance premiums paid by employers who sponsor defined benefit plans. If a pension plan ends (e.g., through the employer's bankruptcy) the PBGC assumes pensions payments up to a limit per employee. Currently, the PBGC pays benefits to approximately 640,000 retirees and insures the pensions of about 1,305,000 employees^[1]. There is some

concern, however, that if too many defined benefit sponsors fail, as could happen in a widespread recession, the PBGC would not be able to fully fund its obligations. [delete]

To avoid the responsibility for employee retirement funds, more and more employers sponsor **defined contribution retirement plans**. Under defined contribution plans, each employee has a retirement account, and both the employee and the employer may contribute to the account. The employer may contribute up to a percentage limit or offer to match the employee's contributions, up to a limit. With a matching contribution, if employees choose not to contribute, they lose the opportunity of having the employer's contribution as well as their own. The employee makes untaxed contributions to the account as a payroll deduction, up to a maximum limit specified by the tax code. **The maximum for defined contribution plans is 25 percent of the employee's compensation, with a cap in 2009 of \$49,000. Defined contribution plans known as 401(k) plans had a maximum contribution limit in 2009 of \$16,500.** [update and cite]

Defined contribution plans have become increasingly popular since section 401(k) was introduced into the tax code in 1978. The **401(k) plans**—or 403b plans for employees of nonprofits and 457 plans for employees of government organizations—offer employees a pretax (or tax-deferred) way to save for retirement to which employers can make a tax-deductible contribution. Services can be bundled or unbundled with services or advisory services. Under a bundled service arrangement, the plan sponsor hires a company that provides multiple services directly or through subcontracts. Under unbundled arrangements, the sponsor uses a combination of service providers (See Figure 11.3.1).

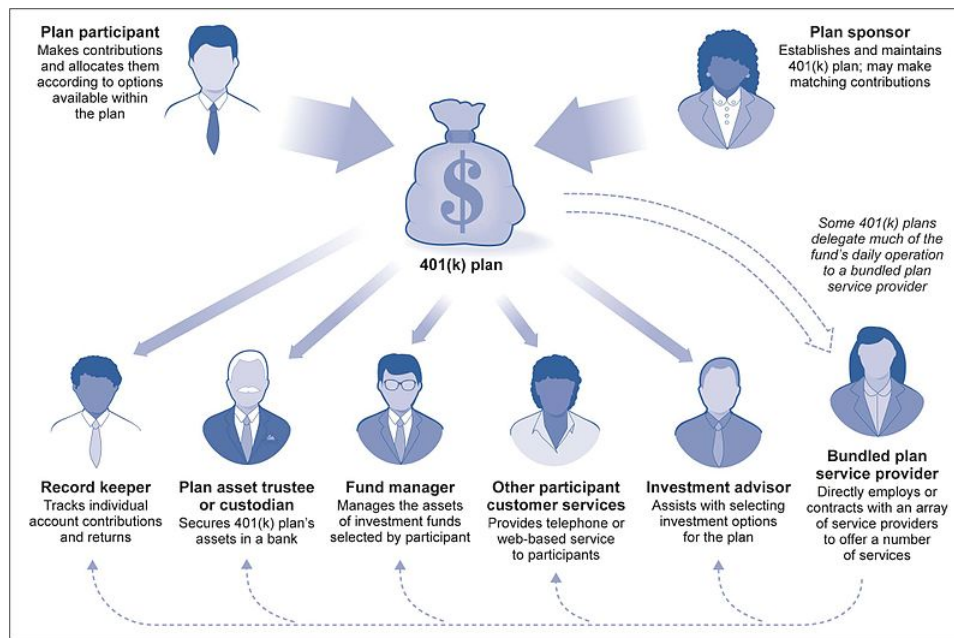


Figure 11.3.1 : Structure of Service Provider Arrangements in 401(k) Plans^[2]

The advantages of a 401(k) for the employee are the plan's flexibility and portability and the tax benefit. A defined contribution account belongs to the employee and can go with the employee when he or she leaves that employer. For the employer, there is a lower cost and the opportunity to shift the risk of investing funds onto the employee. There is a ceiling on the employer's costs: either a limited matching contribution or a limit set by the tax code.

The employer offers a selection of investments, but the employee chooses how the funds in his or her account are diversified and invested. Thus, the employee assumes the responsibility—and risk—for investment returns. The employer's contributions are a benefit to the employee. Employers can also make a contribution with company stock, which can create an undiversified account. A portfolio consisting only of your company's stock exposes you to market risk should the company not do well, in which case, you may find yourself losing both your job and your retirement account's value.

U.S. Government's Retirement Account

The federal government offers a **mandatory retirement plan** [SSDI was never intended to be for retirement] for all citizens except federal government employees and railroad workers, known as **Social Security**. Social Security is funded by a mandatory payroll tax shared by employees and employers. That tax, commonly referred to as Federal Insurance Contributions Act (FICA), also funds

Medicare (see Chapter 10). Social Security was signed into law by President Franklin D. Roosevelt in 1935 to provide benefits for old age and survivors and disability insurance for workers (OASDI). The Social Security Administration (SSA) was established to manage these "safety nets." [\[delete image\]](#)



Figure 11.3.2 : President Franklin D. Roosevelt Signing the Social Security Act, August 14, 1935^[3]

"We can never insure one hundred percent of the population against one hundred percent of the hazards and vicissitudes of life. But we have tried to frame a law which will give some measure of protection to the average citizen and to his family against the loss of a job and against poverty-ridden old age...It is, in short, a law that will take care of human needs and at the same time provide for the United States an economic structure of vastly greater soundness."^[4] [\[delete quote and reference\]](#)

Data provided by the SSA as of June 2024 show that almost 67,870,000 beneficiaries receive an average monthly benefit of \$1,781^[5]. The federal government's total annual payment of benefits in 2023 totaled \$1.24 trillion^[6]. Most of the beneficiaries are retirees (75.4 percent) or their spouses and children (3.8 percent). Still, there are also survivors, widows, and orphans receiving about 8.5 percent of benefits, and disabled workers, spouses, and children receiving approximately 12.2 percent of benefits as of June 2024^[7].

Social Security is not an automatic benefit but an entitlement. To qualify for benefits, you must work and contribute FICA taxes for forty quarters (ten years). Retirement benefits may be claimed as early as age sixty-two, but full benefits are not available until age sixty-seven for workers born in 1960 or later [\[add citation\]](#). If you continue to earn wage income after you begin collecting Social Security but before you reach full retirement age, your benefit may be reduced. Once you reach full retirement age, your benefit will not be reduced by additional wage income.

The amount of your benefit is calculated based on the amount of FICA tax paid during your working life and your age at retirement. Up to 85 percent of individual Social Security benefits may be taxable, depending on other sources of income. Each year, the SSA provides each potential, qualified beneficiary with a projection of the expected monthly benefit amount (in current dollars) for that individual based on the individual's wage history.

Social Security benefits represent a large expenditure by the federal government, and so the program is often the subject of debate. Economists and politicians disagree on whether the system is sustainable. As the population ages, the ratio of beneficiaries to workers increases. This means that more retirees are collecting benefits relative to the number of workers paying into the system.

Many reforms to the system have been suggested, such as extending the eligibility age, and increasing the FICA tax to apply to more income (right now it applies only to a limited amount of wages, but not to income from interest, dividends, or investment gains), or having workers manage their Social Security accounts the same way they manage 401(k) plans. Some of these proposals are based on economics, some on politics, and some on social philosophy. Despite its critics, Social Security remains a popular program on which many Americans have come to rely. You should, however, be aware that Social Security can be amended and faces possible underfunding.

Keep in mind that in 1935 when Social Security was created, life expectancy for American males was only sixty-five, the age of Social Security eligibility. Social Security was never meant to be a retirement income, but rather a supplement to retirement income, merely "some measure of protection against...poverty-ridden old age."^[8]

As part of the Federal Employees Retirement System (FERS), the U.S. government also offers special retirement plans to its employees, including a Thrift Savings Plan (TSP) for civilians employed by the United States and members of the uniformed services (i.e., Army, Navy, Air Force, Marine Corps, Coast Guard, National Oceanic and Atmospheric Administration, and Public Health Service).

Federal, state, and local government plans; plans for public school teachers and administrators; and church plans are exempt from the rules of the Employee Retirement Income Security Act of 1974 (ERISA) and from some rules that govern retirement plans of private employers under the Internal Revenue Code. In some states, public school teachers pay into a state retirement system and do not pay federal Social Security taxes (or receive Social Security benefits) for the years they are working as teachers.

Nevertheless, many plans for public employees are defined benefit plans providing annuities upon retirement, similar to but separate from plans for employees in the private sector.

Individual Retirement Accounts

Any individual can save for retirement without a special "account," but since the government would like to encourage retirement savings, it has created tax-advantaged accounts to help you do so. Because these accounts provide tax benefits as well as some convenience, it is best to use them first in planning for retirement, although their use may be limited.

Individual retirement accounts (IRAs) were created in 1974 by ERISA. IRAs are personal investment accounts, and as such may be invested in a wide range of financial products: stocks, bonds, certificate of deposits (CDs), mutual funds, and so on. Types of IRAs differ in terms of tax treatment of contributions, withdrawals, and in the limits of contributions.

The **Traditional IRA** is an account funded by tax-deductible and/or nondeductible contributions. Deductible contributions are taxed later as funds are withdrawn, but nondeductible contributions are not. In other words, you either pay tax on the money as you put it in, or you pay tax on it as you take it out.

A great advantage of a Traditional IRA is that principal appreciation (interest, dividend income, or capital gain) is not taxed until the funds are withdrawn. Withdrawals may begin without penalty after the age of 59.5. Funds may be withdrawn before age 59.5, but with penalties and taxes applied. Contributions may be made until age 73, at which time required minimum distributions (withdrawals) of funds must begin.

Because they create tax advantages, contributions to a Traditional IRA are limited, currently up to \$7,000 (or \$8,000 for someone over the age of fifty) effective 2024^[9]. That limit on deductible contributions becomes smaller (the tax benefit is phased out) as income rises. The Internal Revenue Service (IRS) provides a worksheet to calculate how much of your contribution is taxable with your personal income tax return (Form 1040).

For the **Roth IRA**, created in 1997, contributions are not tax deductible, but withdrawals are not taxed. You can continue to contribute at any age, and you do not have to take any minimum required distribution. The great advantage of a Roth IRA is that capital appreciation is not taxed.

As with the Traditional IRA, contributions may be limited depending on your income. If you have both a Traditional and a Roth IRA, you may contribute to both, but your combined contribution is limited.

Table 11.3.3 is an adaptation of a guide provided by the IRS to the key differences between a Traditional and a Roth IRA. U.S. Department of the Treasury, Publication 590, Internal Revenue Service, 2024.

Table 11.3.3 : Differences between the Traditional and the Roth IRAs

	Traditional IRA	Roth IRA
Tax-deductible contributions allowed?	Yes	No
Tax-deductible contributions limited?	Yes, by income	N/A
Nondeductible contributions allowed?	Yes	Yes
Nondeductible contributions limited?	Yes	Yes
Withdrawals are taxed?	Yes, of deductible contributions	No
Minimum required distribution?	Yes	No
Age of mandatory distribution?	73 ^[10]	None
Minimum age for distribution?	Yes, 59 ½	Yes, 59 ½

A **rollover** is a distribution of cash from one retirement fund to another. Funds may be rolled into a Traditional IRA from an employer plan (401(k), 403b, or 457) or from another IRA. You may not deduct a rollover contribution (since you have already

deducted it when it was originally contributed), but you are not taxed on the distribution from one fund that you immediately contribute to another. A **transfer** moves a retirement account, a Traditional IRA, from one trustee or asset manager to another. Rollovers and transfers are not taxed if accomplished within sixty days of distribution.

Self-Employed Individual Plans

People who are self-employed wear many hats: employer, employee, and individual. To accommodate them, there are several plans that allow for deductible contributions.

A **simplified employee pension (SEP)** is a plan that allows an employer with few or even no other employees than himself or herself to contribute deductible retirement contributions to an employee's Traditional IRA. Such an account is called a SEP-IRA and is set up for each eligible employee. Contributions are limited: in any year they can't be more than 25 percent of salary or \$66,000 (in 2023), whichever is less^[10]. If you are self-employed and contributing to your own SEP-IRA, the same limits apply, but you must also include any other contributions that you have made to a qualified retirement plan.

A **savings income match plan for employees (SIMPLE)** is a plan where employees make salary reduction (before tax) contributions that the employer matches. If the contributions are made to a Traditional IRA, the plan is called a SIMPLE IRA Plan. Any employer with fewer than one hundred employees who were paid at least \$5,000 in the preceding year may use a SIMPLE plan. There are also SIMPLE 401(k) Plans. Deductible contributions are limited to \$15,500 for age forty-nine and below and \$19,000 if age 50 or over^[11].

A **Keogh Plan** is another retirement vehicle for small or self-employers. It can be a defined benefit or a defined contribution qualified plan with deductible contribution limits.

Summary

- Retirement plans may be sponsored by employers, government, or individuals.
- Defined benefit plans differ from defined contribution plans in that the benefit is a specified amount for which the employer is liable. In a defined contribution plan, the benefit is not specified, and the employee is responsible for the accumulation in the plan.
- Social Security is an entitlement financed by payroll taxes and designed to supplement employer retirement plans or individual retirement plans.
- Traditional and Roth IRAs differ by the taxable nature of contributions and withdrawals and by the age limits of contributions and withdrawals.
- Retirement plans for the self-employed are designed for those who are both employee and employer.

Exercises

1. Do you participate in an employer-sponsored retirement savings plan? If so, what kind of plan is it, and what do you see as the benefits and drawbacks of participating? If you contribute to your plan, how did you decide how much to contribute? Could you contribute more? In searching for your next good job, what kind of retirement plan would you prefer to find in the new employer's benefit package, and why?
2. As part of your planning, how can you estimate what you can expect from Social Security as a contribution to your retirement income? Find this answer by going to <http://www.ssa.gov/retire2>. Using the menus at this site, find out your retirement age. How many credits toward Social Security do you have now? How many do you expect to accumulate over your working life? Use one of the benefit calculators to find your estimated Social Security benefit. How much could you receive monthly? Would you be able to live on your Social Security alone? How much more would you need to save for? What would happen if you continued to work or went back to work after taking your retirement benefit? What would happen if you took your benefit before your full retirement age?
3. Will your career path lead you to employment through government at the local, state, or federal level (for example, in education, law enforcement, or public health)? How are retirement plans for government employees different from the plans described in this section? Find answers to this question at <http://www.opm.gov/RETIRE/>.
4. What individual retirement account(s) do you have? Which type of IRA, if any, would be best for you, and why? Why might it be a good idea to have an IRA as a means of funding your retirement along with other means? According to the Motley Fool article "All About IRAs" at www.fool.com/Money/AllAboutIR...lAboutIRAs.htm, what are the chief

advantages of IRAs? How many types of IRAs are there? Can you withdraw money from an IRA account? What does AGI stand for, and what is its significance for IRAs? When must you take a distribution (cash out your IRA)?

-
- [1] The Pension Benefit Guaranty Corporation [Mission Statement](http://www.pbgc.gov/about/about.html) (<http://www.pbgc.gov/about/about.html>)
- [2] Public Domain; US GAO via [Structure of Service Provider Arrangements in 401\(k\) Plans](https://commons.wikimedia.org/wiki/File:1(k)_Plans.jpg) ([https://commons.wikimedia.org/wiki/File:1\(k\)_Plans.jpg](https://commons.wikimedia.org/wiki/File:1(k)_Plans.jpg))
- [3] Library of Congress photo, LC-US262-123278, <http://www.ssa.gov/history/fdrsign.html> (<http://www.ssa.gov/history/fdrsign.html>)
- [4] Franklin D. Roosevelt, August 14, 1935 Franklin D. Roosevelt, "Statement on Signing the Social Security Act," August 14, 1935, www.fdrlibrary.marist.edu/odssast.html (accessed May 1, 2009).
- [5] Social Security Administration [Quick Facts Statistical Snapshot](https://www.ssa.gov/policy/docs/quic...stat_snapshot/) (https://www.ssa.gov/policy/docs/quic...stat_snapshot/)
- [6] Social Security Administration [Chartbooks Fast Facts](https://www.ssa.gov/policy/docs/char...t_facts23.html) (https://www.ssa.gov/policy/docs/char...t_facts23.html)
- [7] Social Security Administration [Quick Facts Statistical Snapshot](https://www.ssa.gov/policy/docs/quic...stat_snapshot/) (https://www.ssa.gov/policy/docs/quic...stat_snapshot/)
- [8] Retrieved from the Social Security Administration archives, [FDR Statements](http://www.socialsecurity.gov/histor...s.html#signing) (<http://www.socialsecurity.gov/histor...s.html#signing>)
- [9] IRS [Publication P590A](https://www.irs.gov/publications/p590a) (<https://www.irs.gov/publications/p590a>)
- [10] IRS [Publication P590B](https://www.irs.gov/publications/p590b) If you reach age 72 after December 31, 2022, you must begin receiving required minimum distributions by April 1 of the year following the year you reach the age 73. (www.irs.gov/publications/p590b)
- [11] IRS [Publication P560](https://www.irs.gov/publications/p56...ublink10008788) (<https://www.irs.gov/publications/p56...ublink10008788>)
- [12] *ibid*

This page titled [11.3: Retirement Planning- Ways to Save](#) is shared under a [CC BY-NC-SA 3.0](#) license and was authored, remixed, and/or curated by [Anonymous](#) via [source content](#) that was edited to the style and standards of the LibreTexts platform.

11.4: Estate Planning

Learning Objectives

1. Identify the purposes, types, and components of a will.
2. Describe the roles and types of trusts and gifts.
3. Analyze the role of the estate tax in estate planning.

Your **estate** includes everything you own. Other aspects of financial planning involve creating and managing your assets while you are alive. Estate planning is a way to manage your assets after your death. Age is not really a factor, because death can occur at any time, at any age, by any cause. Arranging for the disposition of your estate is not a morbid concern but a kindness to those you leave behind. Death is a legal and financial event—and in some cases a taxable event—as well as an emotional one. Your loved ones will have to deal with the emotional aftermath of your loss and will appreciate your care in planning for the legal and financial outcomes of your death.

Wills

Since you won't be here, you will need to leave a written document outlining your instructions regarding your estate. That is your **will**, your legal request for the distribution of your estate, that is, assets that remain after your debts have been satisfied. If you die **intestate**, or without a will, the laws of your state of legal residence will dictate the distribution of your estate.

You can write your own will so long as you are a legal adult and mentally competent. The document has to be witnessed by two or three people who are not inheriting anything under the terms of the will, and it must be dated and signed and, in some states, notarized. A **holographic will** is handwritten; it may be more difficult to validate. A **statutory will** is a preprinted will that you can buy from a store or in a software package. Consider, however, that a will is a legal document. Having yours drawn up by a lawyer may better insure its completeness and validity in court.

Probate is the legal process of validating a will and administering the payment of debts and the distribution of assets by a probate court. Probate courts also distribute property in the absence of a will. Probate is not required in every case, however. Probate is not required if the deceased

- owned assets of little value, allowing for transfer without court supervision;
- owned assets jointly with or "payable on death" to another person;
- owned assets naming another person as beneficiary;
- held all assets in a living trust (a legal entity for managing assets on behalf of beneficiaries).

Besides the details of "who gets what," a will should name an **executor**, the person or persons who will administer the payment of your debts and the distribution of your remaining assets, according to your wishes as expressed in your will. If you have legal dependents, your will should name a guardian for them. You may also include a "letter of last instruction" stating the location of important documents, safe deposit keys, and bank accounts and specifying your funeral arrangements.

There are several types of wills. A **simple will** leaves everything to a spouse. For comparatively small estates that are not taxable (e.g., estates with assets under a million dollars in value), a simple will may be the most appropriate kind. A **traditional marital share will** leaves one-half of the estate to a spouse and the other half to others, usually children. This may lower any tax burden on your estate and your spouse's.

A **stated dollar amount will** allows you to leave specific amounts to beneficiaries. A drawback of this type of will is that the stated amounts may be reasonable when your will is drawn up but may not reflect your intentions at the time of your death, perhaps many years later. For that reason, rather than specifying specific amounts, it may be better to specify percentages of your asset values you would like each beneficiary to have.

You may change or rewrite your will at any time, but you should definitely do so as your life circumstances change, especially with events such as marriage or divorce, the birth of a child, and the acquisition of significant assets, such as a house. If the changes in your circumstances are substantial, you should create a new will.

It is possible that you will become mentally or physically disabled before you die and unable to direct management of your assets. To prepare for this possibility, you may create a **living will** with instructions for your care in that event. You may appoint someone—usually a spouse, child, or sibling—who would have **power of attorney**, that is, the right to act on your behalf, especially as

regards financial and legal decisions. That power may be limited or unlimited (such as a "durable power of attorney") and is restricted to certain acts or dependent on certain circumstances.

Along with granting power of attorney, your living will may include a health care proxy, requesting that medical personnel follow the instructions of a designated family member who expresses your wishes concerning your end-of-life treatment. Many people request, for example, that they not be revived or sustained if they cannot experience some quality of life. Be sure to update your living will, however, as over time your views may change and as medical and technological advances change our notions of "quality of life."

Trusts and Gifts

A **trust** is a legal entity created by a trustor, or grantor, who owns assets managed by a trustee or trustees for the benefit of a beneficiary or beneficiaries. A **testamentary trust** may be established by a will so that beneficiaries who are unable to manage assets (minor children or disabled dependents) can benefit from the assets but have them managed for them. A **living trust** is established while the grantor is alive. Unlike a will, it does not become a matter of public record upon your death. A **revocable living trust** can be revoked by the grantor, who remains the owner of the assets, at any time. Such a trust avoids the probate process but may not shield assets from estate taxes. An **irrevocable living trust** cannot be changed; the grantor gives up ownership of his or her assets, which passes to the trust, avoiding probate and estate taxes. However, the trust then becomes a separate taxable entity and pays tax on its accumulated income.

Another way to avoid probate and estate taxes is to gift assets to your beneficiaries while you are alive. Ownership of the assets passes to the beneficiaries at the time of the gift, so the assets are no longer included in your estate. The federal government and many state governments levy a gift tax for gifts exceeding certain limits. In 2024, the annual exclusion from federal tax was \$18,000 per recipient, for example. Also, the federal government does not tax gifts to spouses and to pay others' medical bills or tuition.

There are limits to this kind of tax-free distribution of funds, however. For example, the federal government considers any "gift" you make within three years prior to your death as part of your taxable estate. Gifting nevertheless is a way to reduce the value of an estate. Some parents also prefer to make funds available or to gift them to their children when the children need them more—for example, earlier in their adult lives when they may not have accrued enough wealth to make a down payment on a house.

Most trusts, whether testamentary or living, revocable or irrevocable, are created to avoid either the probate process or estate taxes or both. The probate process can be long and costly and therefore a burden for your executor, your beneficiaries (who may have to wait for their distributions), and your estate.

Estate Taxes

Estate taxes diminish the value of your estate that will be distributed to your beneficiaries. For that reason, one of the purposes of estate planning is to try to minimize those taxes.

The federal estate tax is "a tax on your right to transfer property at your death."^[1] In 2024, estates valued at \$13,610,000 or more at the date of death are required to file an estate tax return^[2]. Table 11.4.1 lists the U.S. States that levy an estate tax based on the value of the estate at death in 2024^[3]. The estate tax at both the federal and the state levels is the object of much political advocacy and debate. Filing limits are subject to change.

Table 11.4.1 : U.S. States with Estate Taxes in 2024

State	Estate Tax Threshold
Connecticut	\$13,610,000
District of Columbia	\$4,710,000
Hawaii	\$5,490,000
Illinois	\$4,000,000
Maine	\$6,410,000
Maryland	\$5,000,000
Massachusetts	\$2,000,000

State	Estate Tax Threshold
Minnesota	\$3,000,000
New York	\$6,940,000
Oregon	\$1,000,000
Rhode Island	\$1,774,583
Vermont	\$5,000,000
Washington	\$2,193,000

A taxable estate is the gross estate less allowable deductions. The tax law defines the gross estate as the following^[4]:

- The value of all property in which you had an ownership interest at the time of death
- Life insurance proceeds payable to your estate or, if you owned the policy, to your heirs
- The value of certain annuities payable to your estate or your heirs
- The value of certain property you transferred within three years before your death

Allowable deductions include debts that you owed at the time of death, including mortgage debt, your funeral expenses, the value of property passing directly to your surviving spouse (the marital deduction), charitable gifts, and the state estate tax^[5].

In the United States, with a total population of more than 328 million people as of 2019 (the last year for which estate tax data was published), those 6,409 tax returns represent about 0.00195 percent of the population^[7].

Minimizing taxes owed is a goal of estate planning, but not the only goal. Your primary objective is to see that your dependents are provided for by the distribution of your assets and that your assets are distributed as you would wish were you still there to distribute them yourself.

Summary

- A will describes your wishes for the distribution of your assets (the estate) after your death.
- Probate courts distribute assets in the absence of a will and administer wills in estates with assets valued above a certain (variable) dollar amount.
- There are many kinds of wills, including
 - the simple will,
 - the traditional marital share will,
 - the stated dollar amount will.
- Living wills, with power of attorney and health care proxy, provide medical directives, empower someone to manage your estate while you are still alive, and authorize someone to make decision about your health and end-of-life care.
- Trusts are used to provide the benefits of assets for beneficiaries without them assuming responsibility for asset management.
- There are testamentary and living trusts, revocable and irrevocable trusts. Setting up and administering trusts involves some considerable expense.
- Creating trusts and giving gifts are ways to reduce the taxable value of an estate.
- Estate planning should try to minimize the federal and state tax obligations of estate disposition.

Exercises

1. What are the estate tax laws in your state? Does your state tax income from Social Security payments? Does your state tax pensions and other sources of retirement income? How does your state treat inheritance taxes and estate taxes? What tax breaks does your state offer to retirees? Find answers to these questions by visiting [Taxes by State](#).
2. Draft a holographic will or use a form for a statutory will recognized in your state. Start by reviewing your balance sheet, showing your assets, liabilities, net worth, and inventory of personal and household property. Think about how you would want your estate to be distributed upon your death. Identify an executor. Review free advice for [writing a will](#) from

LegalZoom. Find out what kind of [document your state requires](#) for a "last will and testament". Also, consider [drafting a living will](#). Finally, investigate if you [need to use a lawyer](#) to create your will.

3. Survey information about living trusts (also called life estates in some states) at [Investopedia](#). When and why might you want to create a [revocable or irrevocable living trust](#) as an alternative to a will?

[1] U.S. Department of the Treasury, "Estate and Gift Taxes," Internal Revenue Service <http://www.irs.gov>.

[2] IRS Newsroom: [IRS Provides Tax Inflation Adjustments for Tax Year 2024](#) (<https://www.irs.gov/newsroom/irs-pro...-tax-year-2024>)

[3] JRC Insurance Group [The Complete List of States with Estate Taxes](#) (<https://www.jrcinsurancegroup.com/th...h-estate-taxes>)

[4] U.S. Department of the Treasury Publication 950, Internal Revenue Service, 2009.

[5] *ibid*

[6] IRS [Publication P5332](#) (<https://www.irs.gov/pub/irs-pdf/p5332.pdf>)

[7] *ibid*

This page titled [11.4: Estate Planning](#) is shared under a [CC BY-NC-SA 3.0](#) license and was authored, remixed, and/or curated by [Anonymous](#) via [source content](#) that was edited to the style and standards of the LibreTexts platform.

SECTION OVERVIEW

11.5: Alternate Perspectives

11.5.1: Insurance

- 11.5.1.1: Understanding Your Health Coverage
- 11.5.1.2: Buying Insurance
- 11.5.1.3: Personal Insurance
- 11.5.1.4: Property Insurance

11.5.2: Retirement

- 11.5.2.1: Retirement
- 11.5.2.2: Types of Retirement Plans

11.5.3: Estate Planning

- 11.5.3.1: Getting Your Affairs in Order
- 11.5.3.2: Estate and Gift Taxes
- 11.5.3.3: Planning Your Own Funeral
- 11.5.3.4: Saving and Investing

11.5.4: Saving for Retirement

11.5: Alternate Perspectives is shared under a [not declared](#) license and was authored, remixed, and/or curated by LibreTexts.

SECTION OVERVIEW

11.5.1: Insurance

11.5.1.1: Understanding Your Health Coverage

11.5.1.2: Buying Insurance

11.5.1.3: Personal Insurance

11.5.1.4: Property Insurance

This page titled [11.5.1: Insurance](#) is shared under a [Public Domain](#) license and was authored, remixed, and/or curated by [Lumen Learning](#).

11.5.1.1: Understanding Your Health Coverage



Health coverage pays for provider services, medications, hospital care, and special equipment when you're sick. It's also important when you're not sick. Marketplace coverage includes [preventive health services](#) like immunizations for children and adults, annual doctor visits for women and seniors, screening and counseling for people of all ages, and more. The best news – it's free. Here are 4 things to know about your health coverage:

1. All Marketplace health plans must provide you with a [Summary of Benefits and Coverage](#), which includes coverage examples showing how the plan might help pay for services.
2. The actual costs and care will vary by your health care needs and your coverage.
3. You can use our [glossary](#) to understand key terms like [copayment](#), [deductible](#), [network](#), and [premium](#).
4. If you have questions about your coverage, you can contact your health plan, state [Medicaid program](#), or [Children's Health Insurance Program \(CHIP\)](#) to get more information.

See [why it's so important to have health coverage](#) and share what you learn with your family and friends.

Watch the video: "Understand the Plan" – from [Coverage to Care](#) 

Watch the video: "Words to Know" – from [Coverage to Care](#) 

Print your own booklet: [Step 2 – Understand Your Health Coverage](#)

[Sample Insurance Card](#)

Contributors and Attributions

CC licensed content, Shared previously

- **Authored by:** HealthCare.gov Blog. **Located at:** <https://www.healthcare.gov/blog/understanding-your-health-coverage/>.
License: *Public Domain: No Known Copyright*

This page titled [11.5.1.1: Understanding Your Health Coverage](#) is shared under a [Public Domain](#) license and was authored, remixed, and/or curated by [Lumen Learning](#).

- [7.1: Understanding Your Health Coverage](#) by Lumen Learning is licensed [Public Domain](#).

11.5.1.2: Buying Insurance

Learn how to find a trustworthy and affordable insurance company.

What's on This Page

- Types of Insurance
- Shop for Insurance

Types of Insurance

Insurance protects you from financial loss in the event of a disaster or other hardship. By purchasing insurance policies, you can receive reimbursement for losses due to car accidents, property theft, natural disasters, medical expenses, disability, or death.

- **Health insurance**—helps pay your doctor's visits and other health care expenses
- **Disability insurance**—replaces some of your income if an injury or illness prevents you from working
- **Life insurance**—helps pay bills and your family's future financial needs after you die
- **Auto insurance**—protects you against financial loss if you have a car accident
- **Homeowner's insurance**—pays you if there is damage to your home, or for loss of personal property due to damage or theft
- **Flood insurance**—protects you against property loss from flooding
- **Renter's insurance**—pays claims for damage or loss of your personal property as a renter
- **Pet insurance**—helps pay veterinary bills for your pet
- **Crop and livestock insurance**—protects your farm from loss due to natural disasters or declining prices
- **Catastrophic health care insurance**—covers certain types of expensive medical care, like hospitalizations
- **College tuition insurance**—refunds college tuition if you must withdraw because of a serious injury or illness
- **Dental and vision insurance**—helps pay your dental or vision care expenses
- **Identity theft insurance**—reimburses you for the cost of restoring your identity and repairing credit reports if you're a victim of identity theft. This insurance may be part of your homeowner's insurance policy or a stand-alone policy.
- **International health care insurance**—provides health coverage no matter where you are in the world. The policy term is flexible, so you can purchase it only for the time you will be out of the country.
- **Liability insurance**—pays if you are sued for negligence or injury to another person
- **Host protection insurance**—protects you if you rent your home out or use your car to drive others for a fee
- **Travel insurance**—protects against losses during travel. There are four kinds of travel insurance: travel cancellation insurance, baggage or personal effects coverage, emergency medical coverage, and accidental death.
- **Umbrella insurance**—supplements the insurance you already have for home, auto, and other personal property. Umbrella insurance can help cover costs that exceed the limits of other policies.

Shop for Insurance

Before you buy insurance, do your homework. Research the insurance company to be sure that the company is financially sound and provides good service. Also find out what factors matter so that you can get the coverage you need at the best price.

Check Out the Insurance Company

- Find out whether your [state insurance department](#) offers any information concerning insurance companies and rates.
- Make sure the insurance company is licensed and covered by the state's guaranty fund. The fund pays claims in case the company defaults. Your state insurance department can provide this information.
- Check the financial stability and soundness of the insurance company with credit rating agencies.
- Research the company's complaint record.
- Find out what others think about the company's customer service by reading online reviews from current customers.
- Make sure you receive a written policy. This tells you that the agent forwarded your premium to the insurance company. If you don't receive a policy within 60 days, contact your agent and the insurance company.

Find the Best Rates

- Compare quotes from several companies to get the best better deal.
- Ask your insurance agent about discounts. You may be able to get a lower premium if you have safety features in your home, such as deadbolt locks, smoke detectors, an alarm system, storm shutters, or fire-retardant roofing material. Similarly, you may save on car insurance based on your vehicle's safety features, the number of miles you drive, your age, good grades if you're a

student, and your driving record. You might also be able to get discounts if you're a member of civic or alumni associations, or have multiple policies with the same company.

- Consider a higher deductible. Increasing your deductible by just a few hundred dollars can make a big difference in your premiums.

Contributors and Attributions

CC licensed content, Shared previously

- **Authored by:** USA.gov. **Located at:** www.usa.gov/buying-insurance. **License:** *Public Domain: No Known Copyright*

This page titled [11.5.1.2: Buying Insurance](#) is shared under a [Public Domain](#) license and was authored, remixed, and/or curated by [Lumen Learning](#).

- [7.2: Buying Insurance](#) by Lumen Learning is licensed [Public Domain](#).

11.5.1.3: Personal Insurance

Learn about different types of personal insurance.

What's on This Page

- Disability Insurance
- Health Insurance Plans
- Life Insurance
- Life Insurance for Military Personnel and Veterans

Disability Insurance

Disability insurance protects individuals and their families from financial hardship when illness or injury prevents them from earning a living. Many employers offer some form of disability coverage to employees, or you can buy an individual disability insurance policy.

Types of Disability Policies

There are two types of disability policies:

- **Short-term** disability policies have a maximum benefit of two years.
- **Long-term** disability policies have benefits that can last the rest of your life.

Employers may offer short-term disability coverage, long-term disability coverage, or integrate both of these as part of a competitive employee benefits package. When purchasing individual disability insurance coverage, you should ask:

- How is [disability](#) defined?
- When do benefits begin?
- How long do benefits last?
- What dollar amount is promised?

Social Security Disability and Supplemental Security Income Programs

Both programs are administered by the Social Security Administration (SSA), and they serve as the largest of several federal programs that offer assistance to people with disabilities.

- The [Social Security disability insurance](#) program pays benefits to you and certain members of your family if you are “insured,” meaning that you have worked long enough and paid Social Security taxes.
- The [Supplemental Security Income \(SSI\)](#) program pays benefits based on financial need.

Health Insurance Plans

Learn About Health Coverage

Health insurance helps you pay for medical services and sometimes prescription drugs. Once you purchase insurance coverage, you and your health insurer each agree to pay a part of your medical expenses—usually a certain dollar amount or percentage of the expenses.

How to get Health Coverage

You can get health care coverage through:

- A group coverage plan at your job or your spouse or partner’s job
- Your parents’ insurance plan, if you are [under 26 years old](#)
- A plan you purchase on your own directly from a health insurance company or through the [Health Insurance Marketplace](#)
- Government programs such as [Medicare](#), [Medicaid](#), or [Children’s Health Insurance Program \(CHIP\)](#)
- The [Veterans Administration](#) or TRICARE for military personnel
- Your [state](#), if it provides a health insurance plan
- Continuing employer coverage from your former employer, on a temporary basis under the [Consolidated Omnibus Budget Reconciliation Act \(COBRA\)](#)

Types of Health Insurance Plans

When purchasing health insurance, your choices typically fall into one of three categories:

- Traditional fee-for-service health insurance plans are usually the most expensive choice, but they offer you the most flexibility in choosing health care providers.
- [Health maintenance organizations \(HMOs\)](#) offer lower co-payments and cover the costs of more preventive care, but your choice of health care providers is limited to those who are part of the plan.
- [Preferred provider organizations \(PPOs\)](#) offer lower co-payments like HMOs but give you more flexibility in selecting a provider.

Choosing a Health Insurance Plan

Read the fine print when choosing among different health care plans. Also ask a lot of questions, such as:

- Do I have the right to go to any doctor, hospital, clinic, or pharmacy I choose?
- Are specialists, such as eye doctors and dentists, covered?
- Does the plan cover special conditions or treatments such as pregnancy, psychiatric care, and physical therapy?
- Does the plan cover home care or nursing home care?
- Will the plan cover all medications my physician may prescribe?
- What are the deductibles? Are there any co-payments? Deductibles are the amount you must pay before your insurance company will pay a claim. These differ from co-payments, which are the amount of money you pay when you receive medical services or a prescription.
- What is the most I will have to pay out of my own pocket to cover expenses?
- If there is a dispute about a bill or service, how is it handled?

Life Insurance

A life insurance policy states that you will pay premiums to an insurance company over time, and, in exchange, the company will pay a lump sum amount to a designated beneficiary upon your death. The money from your life insurance policy can help pay bills and help support your surviving family members' living expenses. You may need to adjust the amount of your life insurance policy related to major life events, like buying a home, getting married, or having a child.

There is no set amount of life insurance you need. If you have dependents you want to provide for, or leave an inheritance to charities, you may need more life insurance than someone without dependents or charitable causes to support. Consider potential future expenses that your loved ones may need. The life insurance payout could be used to replace the money you would have earned to pay for their college education, moving expenses, or retirement. You can buy an individual life insurance policy from an insurance agent. You may also be part of a group life insurance policy through your employer or civic organization. If you are a veteran, you may be eligible for the VA's life insurance benefits.

Use these tips when you are shopping for insurance.

There are two main types of life insurance policies:

- **Whole (or universal) life insurance policies** are considered permanent. As long as you pay the premium, the policy is in effect. In addition to paying a benefit upon your death, whole life insurance policies also have an investment or savings component. This means that you accumulate cash value over the life of the policy, so you can borrow money from these types of policies if you need to.
- **Term life insurance policies** are in effect for a certain period of time, or term. If you have this type of policy and pass away during the term that the policy is in effect, the insurance company will pay a benefit. If you live past the time that the policy is in effect, the insurance company won't pay a benefit or give you a refund.

Term life insurance policies are usually less expensive than whole life insurance policies. This is because term life insurance policies only cover a set amount of time, while whole life insurance policies are intended to be permanent and because part of the money you pay is put away for savings.

Lost Life Insurance Policies

If you have misplaced a life insurance policy, your [state's insurance commission](#) may be able to help you locate a copy of it. A policy locator service can search for it for a fee. If the insurance company knows that an insured person has died but can't locate the beneficiary, the company must turn the benefits over to the [state's unclaimed property office](#).

Life Insurance for Military Personnel and Veterans

The [Department of Veterans Affairs \(VA\)](#) offers life insurance programs for veterans, servicemembers and their families.

There are also voluntary programs that ensure the survivors of retirees (and, in some situations, active duty members) continue to receive income throughout their lives. View more information about [military/veteran survivor benefits](#).

Contributors and Attributions

CC licensed content, Shared previously

- **Authored by:** USA.gov. **Located at:** www.usa.gov/personal-insurance. **License:** *Public Domain: No Known Copyright*

This page titled [11.5.1.3: Personal Insurance](#) is shared under a [Public Domain](#) license and was authored, remixed, and/or curated by [Lumen Learning](#).

- [7.3: Personal Insurance](#) by Lumen Learning is licensed [Public Domain](#).

11.5.1.4: Property Insurance

Learn about the different types of insurance for your property.

What's on This Page

- Auto Insurance
- Homeowners and Renters Insurance
- Flood Insurance
- Pet Insurance

Auto Insurance

Auto insurance protects you from paying the full cost for vehicle repairs and medical expenses due to a collision. A number of things affect the premiums you pay for this protection, including your:

- Gender
- Age
- Marital status
- Credit history
- Car's make and model
- City and neighborhood

Types of Auto Insurance

Every state requires drivers to carry minimum levels of auto insurance coverage, or the equivalent in financial responsibility waivers. These requirements ensure that you can pay for property damages or medical expenses. There are several components that can make up your insurance policy:

- **Liability coverage** protects you if you are at fault for a collision. It pays for medical expenses and vehicle damage for the other driver and passengers.
- **Uninsured motorist coverage** pays for damages to your car and medical expenses if an uninsured driver hits your car.
- **Collision coverage** pays to repair your vehicle, if you were at fault for the collision.
- **Underinsured motorist coverage** pays damages for your car if someone hits it, but doesn't have enough insurance to cover your medical expenses and car damages.
- **Comprehensive coverage** pays for damages to your car due to theft, fire, or falling objects.

Auto insurance requirements vary from state to state, but liability coverage is mandatory in most states. You may choose to opt out of certain types of coverage, depending on your budget and car's age. Check with your [state insurance regulator](#) to learn more about its requirements and to research potential insurers.

Be sure to read the declarations page of your auto insurance policy. This summary includes your policy's important details: the duration of coverage, annual premium, the maximum amount your insurance company will pay out for each type of claim, and how your premium payment is split between each part of your coverage.

Homeowners and Renters Insurance

Homeowners and renters insurance protect your home and personal property against damage or loss, and insures you in case someone gets hurt while on your property. You may already have insurance on your home if you have a mortgage on the property, because most lenders make insurance a condition of the loan.

Renters insurance, or tenant insurance, offers renters coverage similar to homeowners insurance. If you are a renter, do not assume your landlord carries insurance on your personal belongings; you may wish to purchase a separate policy.

What Can Homeowners or Renters Insurance Cover?

Homeowners or renters insurance may pay claims for:

- damage to your home, garage, and other outbuildings
- loss of furniture and other personal property due to damage or theft, both at home and away
- additional living expenses if you rent temporary quarters while your house is being repaired

Homeowners or renters insurance may also:

- include liability for bodily injury and property damage that you cause to others through negligence
- include liability for accidents happening in and around your home, as well as away from home, for which you are responsible
- pay for injuries occurring in and around your home to anyone other than you or your family
- provide limited coverage for money, gold, jewelry, and stamp and coin collections
- cover personal property in storage

In addition to general shopping for insurance tips, keep these points in mind when shopping for homeowners insurance:

- Insure your house, not the land under it. If you don't subtract the value of the land when deciding how much homeowner's insurance to buy, you will pay more than you should.
- Purchase enough coverage to replace what is insured. "Replacement Cost Coverage" gives you the money to rebuild your home and replace its contents. An "Actual Cash Value" policy is cheaper but pays the difference between your property's worth at the time of loss minus the depreciation for age and wear.
- Ask about special coverage you might need. You may have to pay extra for computers, cameras, jewelry, art, antiques, musical instruments, stamp collections, etc.
- Flood and earthquake damage are not covered by a standard homeowners policy. The cost of a separate earthquake policy will depend on the likelihood of earthquakes in your area. Homeowners who live in areas prone to flooding should take advantage of the National Flood Insurance Program (NFIP).
- If you are a renter, do not assume your landlord carries insurance on your personal belongings. Purchase a separate policy for renters.

For help in deciding how much insurance coverage to buy, contact your [state insurance regulator](#).

Flood Insurance

Since standard homeowners insurance doesn't cover flooding, it's important to have protection against flood damage. If you live in an area prone to flooding, you should take advantage of the National Flood Insurance Program.

National Flood Insurance Program (NFIP)

Administered by the Federal Emergency Management Agency (FEMA), the NFIP offers flood insurance to homeowners, renters, and business owners if their community participates in the program. The program works closely with more than 80 private insurance companies.

- Homes and businesses with mortgages from federally regulated or insured lenders in high-risk flood areas are required to have flood insurance. While flood insurance is not federally required if you live in a moderate-to-low risk flood area, it is still available and strongly recommended.
 - To find out if your home or business is in a community that participates in the NFIP, refer to the [Community Status Book](#) section on FEMA.gov.
- Flood insurance protects two types of insurable property: building and contents. The first covers your building; the latter covers your possessions; and neither covers the land they occupy. Flood insurance only covers damage that is a direct result of flooding.
- Rates are set nationally and do not differ from company to company or agent to agent. These rates depend on many factors, such as the 1) date and 2) type of construction of your home, and 3) your building's level of risk.
- Flood insurance can only be purchased through an insurance agent; you cannot purchase it directly from the federal government. Typically, there's a 30-day waiting period from the date of purchase before your policy goes into effect.
 - If your local insurance agent is unfamiliar with the NFIP, you can find an agent serving your area.

File a Complaint

If you have a problem with an insurance company or agent regarding flood insurance, contact your [state insurance regulator](#).

More Information

Complete the One-Step Flood Risk Profile to rate your risk of flooding, estimate your premiums, and find an agent.

Pet Insurance

Health insurance for pets may help you pay veterinary bills if your pet is injured, gets sick, or needs routine preventive care. Most plans cover dogs and cats, and some plans cover other types of animals.

What to Consider Before Buying Pet Health Insurance

- Shop and compare: Ask your vet to recommend some pet insurers. Be aware that policies and premiums vary widely. Compare monthly or annual costs, and the differences in deductibles, co-pays, and coverage limits. These may limit payouts by incident, annually, or your animal's lifetime.
- Read policies carefully: Read the clauses on deductibles, co-pays, coverage limits, and exclusions before you buy a pet insurance policy. Insurance policies normally exclude pre-existing problems and hereditary conditions.
- Do the math: Add up the total costs of the policy for the anticipated life expectancy of your pet. Be aware that the age of your pet affects the premium. The older your pet is, the higher the premium you'll pay.

Questions to Ask Insurers

As you consider possible insurance providers, it's helpful to have standard questions you ask to each company, that make it easy to compare between policies. Some important questions to ask include:

- Can I choose my vet?
- Is there a waiting period?
- Do you cover routine wellness exams?
- Do you cover neutering or spaying?
- Does the plan include prescription drug coverage?
- Do you cover claims annually or by incident?
- If the coverage is by incident, is there a time limit?
- Is there a dollar limit for vet office fees?
- If my pet has a pre-existing or hereditary condition, will this plan cover it?
- Does this plan cover chronic or recurring conditions?
- How long do you take to pay claims?
- Does the plan cover the costs of vaccinations and required shots?
- Do you give discounts for insuring multiple pets?
- Does this plan cover advertising costs and rewards if my pet is lost or stolen?
- Does this plan make payouts if my pet dies during treatment?

For more information about pet insurance and to research regulations in your state, contact your [state insurance regulator](#).

Contributors and Attributions

CC licensed content, Shared previously

- **Authored by:** USA.gov. **Located at:** www.usa.gov/property-insurance. **License:** *Public Domain: No Known Copyright*

This page titled [11.5.1.4: Property Insurance](#) is shared under a [Public Domain](#) license and was authored, remixed, and/or curated by [Lumen Learning](#).

- [7.4: Property Insurance](#) by Lumen Learning is licensed [Public Domain](#).

SECTION OVERVIEW

11.5.2: Retirement

11.5.2.1: Retirement

11.5.2.2: Types of Retirement Plans

This page titled [11.5.2: Retirement](#) is shared under a [Public Domain](#) license and was authored, remixed, and/or curated by [Lumen Learning](#).

11.5.2.1: Retirement

Learn some of the basics about retirement and pension benefits.

What's on This Page

- [Saving for Retirement](#)
- [Determining a Target Retirement Saving Rate](#)
- [Social Security Retirement Benefits](#)
- [Protecting Your Private Pension Benefits](#)
- [Civil Service Retirement](#)
- [Public Service and Volunteerism](#)

Saving for Retirement

As you approach retirement, there are many things to think about. Experts advise that you will need about 80 percent of your pre-retirement income to continue your current quality of life. The exact amount depends on your individual needs. Some important factors to consider include:

- At what age do you plan to retire?
- Can you participate in an employer's retirement savings plan, such as a 401(k) plan, or a traditional pension plan?
- Will your spouse or partner retire when you do?
- Where do you plan to live when you retire? Will you downsize, rent, or own your home?
- Do you expect to work part-time?
- Will you have the same medical insurance you had while working? Will your coverage change?
- Do you want to travel or pursue a new hobby that might be costly?

Resources to Help You Prepare for Retirement

To help you plan for retirement:

- Find practical tips for building retirement savings in the [Top 10 Ways to Prepare for Retirement](#)(PDF, [Download Adobe Reader](#)).
- Use a [retirement calculator](#) to find out the best age to claim your Social Security benefits.
- myRA can help you start saving for retirement when you don't have access to an employer-sponsored plan or lack other options to save.
- Find out the [trade-offs between taking your pension in a monthly payment or in a lump sum](#)(PDF, [Download Adobe Reader](#)).
- Social Security pays benefits that are on average equal to about 40 percent of your pre-retirement earnings. You may be able to [estimate your benefits](#).
- Learn how you can boost your retirement savings at [Investor.gov](#).
- If you have a financial advisor, talk to him or her about your plans.


[Back to Top](#)

Determining a Target Retirement Saving Rate

Make a plan with the [Retirement Saving worksheet](#). Learn more at Savings Fitness.

A link to an interactive elements can be found at the bottom of this page.

Social Security Retirement Benefits

 Infographic showing the ways people save for retirement in the U.S. If you're like most Americans, Social Security is a key piece of your retirement savings. But how much you will get depends on your earnings over your lifetime, the age at which you'll begin receiving benefits, and whether you'll be eligible to receive a spouse's benefit instead of your own.

You can use [Social Security's retirement planning tools](#) to:

- Social Security also administers disability and survivor benefits. Get the answers to many of the [top Social Security questions](#).

Protecting Your Private Pension Benefits

Avoiding Errors and Getting Help

If your job is covered by a traditional pension plan, make sure you get the pension amount you're owed.

- Find ways to protect yourself by reading these 10 common causes of errors in pension calculation.
- Get [free legal help](#) if you're experiencing a problem with your pension plan.
- Find out whether your [pension or annuity income is taxable](#).
- If you have questions or complaints about your employer-sponsored pension plan, contact your human resources office or locate the [Employee Benefits Security Administration \(EBSA\) regional office](#) near you.

Federal Insurance for Private Pensions

If you've earned a traditional pension, you're likely to receive it even if your company runs into financial problems.

The Pension Benefit Guaranty Corporation (PBGC):

- Insures most [private-sector defined-benefit pensions](#) that typically pay a certain amount each month after you retire
- Covers most cash-balance plans, a type of defined-benefit pension that allows you to take a lump-sum distribution
- **Does not** cover government and [military pensions](#), 401k plans, IRAs, and certain other plans.

Is Your Pension Insured?

- To see if your pension is insured, search PBGC's [list of single-employer and multi-employer plans](#).
- If your plan is insured and it ends without enough money to pay all benefits, PBGC will pay you the money you're owed, up to [legal limits](#).
- To learn more about PBGC-insured pensions, view these [frequently asked questions](#).

Find an Unclaimed Pension

More than 38 million people in the U.S. haven't claimed pension benefits they have earned. Find out if you, or someone you know, is [owed a pension](#).

Civil Service Retirement

Federal Employee Retirement Planning and Management

If you are a federal employee planning to retire or a federal retiree looking for information about your benefits, the [U.S. Office of Personnel Management \(OPM\)'s Retirement page](#) can help you:

- Research and learn about [retirement options](#).
- Manage your benefits online.
- Find options for signing up for [direct deposit](#). If you receive paper checks now, you'll soon be required to switch to direct deposit or Direct Express debit card.
- Find answers to [frequently asked questions about retirement](#).

If you are the survivor of a deceased federal employee or federal retiree, you may be eligible for [death and survivor benefits](#). Visit the OPM website to [report the death and apply for death benefits](#).

Thrift Savings Plan

In addition to the defined or basic benefits provided by your [CSRS](#) or [FERS](#) plan, if you are a current federal employee, you can boost your retirement savings by participating in the [Thrift Savings Plan \(TSP\)](#). The TSP offers the same types of savings and tax benefits as a 401(k) plan.

Credit for Military Service

Military service does not automatically count toward civil service retirement.

- To [receive credit for military service performed after 1956](#), you must pay a deposit.
- If you are a military retiree, you generally cannot receive military service credit towards your civilian retirement unless you [waive your military retired pay](#).

Pension Taxes

The Internal Revenue Service (IRS) offers an online tool and an [online publication](#) to help you determine whether or not your pension or annuity payment is taxable.

Contact OPM's Retirement Operations Center

For benefits information or help with a transaction, contact [OPM's Retirement Operations Center](#).

State and Local Government Employees

If you are a state or local government employee and have questions about your pension plan, contact your agency's personnel department. You can also contact the [Employee Benefits Security Administration \(ESBA\)](#) for help.

Public Service and Volunteerism

Many federal organizations offer volunteer opportunities:

- [Serve.gov](#) – Sign up for volunteer opportunities and create projects. Tool kits are available to help develop your ideas into projects.
- [JoiningForces.gov](#) – Start a volunteer project, send a message of thanks or give service hours to support our service members and their families.
- [PeaceCorps.gov](#) – Find volunteer programs where you serve abroad and make a difference by working directly within communities to build capacity in education, health, environment and more.
- [CitizenCorps.gov](#) – Get training in first aid and emergency skills. Volunteer to support local emergency responders and disaster relief efforts.
- [NationalService.gov](#) – Offers grants for service and volunteering; programs include the AmeriCorps, Senior Corps and Social Innovation Fund.
- [Volunteer.gov](#) – Volunteer opportunities in America's natural and cultural resources, including national parks.
- [Volunteer.VA.gov](#) – Volunteer at a Veterans Affairs (VA) facility in your area.
- Federal Election Volunteers – Become a Poll Worker – Assist election officials in your state.
- [Natural Resources Conservation Earth Team Volunteers](#) – Work with private landowners to improve soil quality, conserve water, improve air quality and enhance wildlife habitat.
- National Oceanic and Atmospheric Administration (NOAA) – Volunteers take part in research, observation and educational roles that benefit science and the planet.

Contributors and Attributions

CC licensed content, Shared previously

- **Authored by:** USA.gov. **Located at:** <https://www.usa.gov/retirement>. **License:** *Public Domain: No Known Copyright*

This page titled [11.5.2.1: Retirement](#) is shared under a [Public Domain](#) license and was authored, remixed, and/or curated by [Lumen Learning](#).

- **10.1: Retirement** by Lumen Learning is licensed [Public Domain](#).

11.5.2.2: Types of Retirement Plans

[Individual Retirement Arrangements \(IRAs\)](#)

[Roth IRAs](#)

[401\(k\) Plans](#)

[403\(b\) Plans](#)

[SIMPLE IRA Plans](#) (Savings Incentive Match Plans for Employees)

[SEP Plans](#) (Simplified Employee Pension)

[SARSEP Plans](#) (Salary Reduction Simplified Employee Pension)

[Payroll Deduction IRAs](#)

[Profit-Sharing Plans](#)

[Defined Benefit Plans](#)

[Money Purchase Plans](#)

[Employee Stock Ownership Plans \(ESOPs\)](#)

” [href="https://www.irs.gov/retirement-plans/governmental-plans-under-internal-revenue-code-section-401-a"](https://www.irs.gov/retirement-plans/governmental-plans-under-internal-revenue-code-section-401-a)”>[Governmental Plans](#)

[457 Plans](#)

[409A Nonqualified Deferred Compensation Plans](#)

[Help with Choosing a Retirement Plan](#)

Contributors and Attributions

CC licensed content, Shared previously

- **Authored by:** Internal Revenue Service. **Located at:** <https://www.irs.gov/retirement-plans/plan-sponsor/types-of-retirement-plans-1>. **License:** *Public Domain: No Known Copyright*

This page titled [11.5.2.2: Types of Retirement Plans](#) is shared under a [Public Domain](#) license and was authored, remixed, and/or curated by [Lumen Learning](#).

- **10.2: Types of Retirement Plans** by Lumen Learning is licensed [Public Domain](#).

SECTION OVERVIEW

11.5.3: Estate Planning

11.5.3.1: Getting Your Affairs in Order

11.5.3.2: Estate and Gift Taxes

11.5.3.3: Planning Your Own Funeral

11.5.3.4: Saving and Investing

This page titled [11.5.3: Estate Planning](#) is shared under a [Public Domain](#) license and was authored, remixed, and/or curated by [Lumen Learning](#).

11.5.3.1: Getting Your Affairs in Order

Ben has been married for 47 years. He always managed the family's money. But since his stroke, Ben is not able to walk or talk. His wife, Shirley, feels overwhelmed. Of course, she's worried about Ben's health. But, on top of that, she has no idea what bills should be paid or when they are due.

Across town, 80-year-old Louise lives alone. One night, she [fell](#) in the kitchen and broke her hip. She spent a week in the hospital and 2 months in a rehabilitation nursing home. Even though her son [lives across the country](#), he was able to pay her bills and handle her Medicare questions right away. That's because, several years ago, Louise and her son made a plan about what he should do in case Louise had a medical emergency.

Plan for the Future

No one ever plans to be sick or disabled. Yet, it's this kind of planning that can make all the difference in an emergency.

Long before she fell, Louise put all her [important papers](#) in one place and told her son where to find them. She gave him the name of her lawyer, as well as a list of people he could contact at her bank, doctor's office, insurance company, and investment firm. She made sure he had copies of her [Medicare](#) and other health insurance cards. She added her son's name to her checking account and safe deposit box at the bank. Louise made sure Medicare and her doctor had written permission to talk with her son about her health and insurance claims.

On the other hand, Ben always took care of family money matters, and he never talked about the details with Shirley. No one but Ben knew that his life insurance policy was in a box in the closet or that the car title and deed to the house were filed in his desk drawer. Ben never expected that his wife would have to take over. His lack of planning has made a tough job even tougher for Shirley.

What Exactly Is an "Important Paper"?

The answer to this question may be different for every family. Remember, this is a starting place. You may have other information to add. For example, if you have a pet, you will want to include the name and address of your veterinarian. Include complete information about:

Personal Records

- Full legal name
- Social Security number
- Legal residence
- Date and place of birth
- Names and addresses of spouse and children
- Location of birth and death certificates and certificates of marriage, divorce, citizenship, and adoption
- Employers and dates of employment
- Education and military records
- Names and phone numbers of religious contacts
- Memberships in groups and awards received
- Names and phone numbers of close friends, relatives, doctors, lawyers, and financial advisors
- [Medications](#) taken regularly (be sure to update this regularly)
- Location of [living will](#) and other [legal documents](#)

Financial Records

- Sources of income and assets (pension from your employer, IRAs, 401(k)s, interest, etc.)
- [Social Security](#) and Medicare/Medicaid information
- Insurance information (life, health, long-term care, home, car) with policy numbers and agents' names and phone numbers
- Names of your banks and account numbers (checking, savings, credit union)
- Investment income (stocks, bonds, property) and stockbrokers' names and phone numbers
- Copy of most recent income tax return
- Location of most up-to-date will with an original signature
- Liabilities, including property tax— what is owed, to whom, and when payments are due

- Mortgages and debts—how and when they are paid
- Location of original deed of trust for home
- Car title and registration
- Credit and debit card names and numbers
- Location of safe deposit box and key

Steps for Getting Your Affairs in Order

- **Put your important papers and copies of legal documents in one place.** You can set up a file, put everything in a desk or dresser drawer, or list the information and location of papers in a notebook. If your [papers](#) are in a bank safe deposit box, keep copies in a file at home. Check each year to see if there's anything new to add.
- **Tell a trusted family member or friend where you put all your important papers.** You don't need to tell this friend or family member about your personal affairs, but someone should know where you keep your papers in case of an emergency. If you don't have a relative or friend you trust, ask a lawyer to help.
- **Give permission in advance for your doctor or lawyer to talk with your caregiver as needed.** There may be questions about your care, a bill, or a health insurance claim. Without your consent, your caregiver may not be able to get needed information. You can give your okay in advance to Medicare, a credit card company, your bank, or your doctor. You may need to sign and return a form.

Legal Documents

There are many different types of legal documents that can help you plan how your affairs will be handled in the future. Many of these documents have names that sound alike, so make sure you are getting the documents you want. Also, State laws vary, so find out about the rules, requirements, and forms used in your State.

Wills and **trusts** let you name the person you want your money and property to go to after you die.

Advance directives let you make arrangements for your care if you become sick. There are two ways to do this:

- A **living will** gives you a say in your health care if you become too sick to make your wishes known. In a living will, you can state what kind of care you do or don't want. This can make it easier for family members to make tough healthcare decisions for you.
- A **durable power of attorney for health care** lets you name the person you want to make medical decisions for you if you can't make them yourself. Make sure the person you name is willing to make those decisions for you.

For legal matters, there are two ways to give someone you trust the power to act in your place:

- A **general power of attorney** lets you give someone else the authority to act on your behalf, but this power will end if you are unable to make your own decisions.
- A **durable power of attorney** allows you to name someone to act on your behalf for any legal task, but it stays in place if you become unable to make your own decisions.

A link to an interactive elements can be found at the bottom of this page.

Resources

You may want to talk with a lawyer about setting up a general power of attorney, durable power of attorney, joint account, trust, or advance directive. Be sure to ask about the lawyer's fees before you make an appointment.

You should be able to find a directory of local lawyers at your library, or you can contact your local bar association for lawyers in your area. Your local bar association can also help you find what free legal aid options your State has to offer. An informed family member may be able to help you manage some of these issues.

Getting Your Affairs in Order FAQs

Who should you choose to be your health care proxy?

If you decide to choose a proxy, think about people you know who share your views and values about life and medical decisions. Your proxy might be a family member, a friend, your lawyer, or someone with whom you worship.

My aging parents can no longer make their own health care decisions. How do I decide what type of care is right for them?

It can be overwhelming to be asked to make health care decisions for someone who is no longer able to make his or her own decisions. Get a better understanding of how to [make health care decisions](#) for a loved one, including approaches you can take, issues you might face, and questions you can ask to help you prepare.

How do you help someone with Alzheimer's or dementia get their affairs in order?

A complication of diseases such as Alzheimer's is that the person may lack or gradually lose the ability to think clearly. This change affects his or her ability to participate meaningfully in decision making and makes early planning even more important. Find [legal and financial planning tips](#), including information on advance directives, resources, and additional advance planning advice.

I am considering becoming an organ donor. Is the process different for older adults?

 Interested in organ donation and transplantation? Find resources

There are many resources for older organ donors and recipients available from the U.S. government. Find information for potential [donors and transplant recipients](#) over age 50, including how to register to be a donor.

I want to make sure my affairs are in order before I die, but I'm not sure where to begin.

The National Institute on Aging has a resource about End of Life: Helping With Comfort and Care. This guide can help you and your loved ones discuss key issues at the end of life, including finding hospice care, what happens at the time of death, managing grief, and preparing advance directives along with resources for more information.

For More Information about Getting Your Affairs in Order

AARP

1-888-687-2277 (toll-free)

1-877-434-7598 (TTY/toll-free)

1-877-342-2277 (español/línea gratis)

member@aarp.org (email)

www.aarp.org

CaringInfo

1-800-658-8898 (toll-free)

caringinfo@nhpco.org (email)

www.caringinfo.org

Centers for Medicare & Medicaid Services

1-800-633-4227 (1-800-MEDICARE/toll-free)

1-877-486-2048 (TTY/toll-free)

www.medicare.gov

Eldercare Locator

1-800-677-1116 (toll-free)

www.eldercare.gov

National Elder Law Foundation

1-520-881-1076

info@nelf.org (email)

www.nelf.org

For more information on health and aging, including the free booklets [Long-Distance Caregiving: Twenty Questions and Answers](#) and [End of Life: Helping with Comfort and Care](#), contact:

National Institute on Aging

Information Center

P.O. Box 8057

Gaithersburg, MD 20898-8057

1-800-222-2225 (toll-free)

1-800-222-4225 (TTY/toll-free)

niaic@nia.nih.gov(email)

www.nia.nih.gov

www.nia.nih.gov/espanol

Sign up for [regular email alerts](#) about new publications and [other information from the NIA](#).

Visit www.nihseniorhealth.gov, a senior-friendly website from the National Institute on Aging and the National Library of Medicine. This website has health and wellness information for older adults, including information about planning for end-of-life care. Special features make it simple to use. For example, you can click on a button to make the type larger.

National Institute on Aging

National Institutes of Health

U.S. Department of Health and Human Services

Publication Date: July 2016

Page Last Updated: May 2, 2017

Contributors and Attributions

CC licensed content, Shared previously

- **Authored by:** National Institute on Aging. **Located at:** <https://www.nia.nih.gov/health/publication/getting-your-affairs-order>.
License: *Public Domain: No Known Copyright*

This page titled [11.5.3.1: Getting Your Affairs in Order](#) is shared under a [Public Domain](#) license and was authored, remixed, and/or curated by [Lumen Learning](#).

- **11.1: Getting Your Affairs in Order** by Lumen Learning is licensed [Public Domain](#).

11.5.3.2: Estate and Gift Taxes

Estate Tax

The estate tax is a tax on your right to transfer property at your death. It consists of an accounting of everything you own or have certain interests in at the date of death.

Frequently Asked Questions on Estate Taxes

Find some of the more common questions dealing with basic estate tax issues.

Gift Tax

If you give someone money or property during your life, you may be subject to federal gift tax.

Frequently Asked Questions on Gift Taxes

Find some of the more common questions dealing with gift tax issues as well as some examples of how different types of gifts are treated.

Filing Estate and Gift Tax Returns

Learn when to file estate and gift taxes, where to send your returns, and get contact information if you need help.

What's New – Estate and Gift Tax

Stay up to date with the tax law changes related to estate and gift taxes.

Deceased Taxpayers – Probate, Filing Estate and Individual Returns, Paying Taxes Due

Information to help you resolve the final tax issues of a deceased taxpayer and their estate.

Contributors and Attributions

CC licensed content, Shared previously

- **Authored by:** Internal Revenue Service. **Located at:** <https://www.irs.gov/businesses/small-businesses-self-employed/estate-and-gift-taxes>. **License:** *Public Domain: No Known Copyright*

This page titled [11.5.3.2: Estate and Gift Taxes](#) is shared under a [Public Domain](#) license and was authored, remixed, and/or curated by [Lumen Learning](#).

- [11.2: Estate and Gift Taxes](#) by Lumen Learning is licensed [Public Domain](#).

11.5.3.3: Planning Your Own Funeral

To help relieve their families, an increasing number of people are planning their own funerals, designating their funeral preferences, and sometimes paying for them in advance. They see funeral planning as an extension of will and estate planning.

- [Funeral Planning Tips](#)
- [Prepaying](#)

Funeral Planning Tips

Thinking ahead can help you make informed and thoughtful decisions about funeral arrangements. It allows you to choose the specific items you want and need, and compare the prices offered by several funeral providers. It also spares your survivors the stress of making these decisions under the pressure of time and strong emotions. You can make arrangements directly with a funeral establishment.

An important consideration when planning a funeral pre-need is where the remains will be buried, entombed, or scattered. In the short time between the death and burial of a loved one, many family members find themselves rushing to buy a cemetery plot or grave — often without careful thought or a personal visit to the site. That's why it's in the family's best interest to buy cemetery plots before you need them.

You may wish to make decisions about your arrangements in advance, but not pay for them in advance. Keep in mind that over time, prices may go up and businesses may close or change ownership. However, in some areas with increased competition, prices may go down over time. It's a good idea to review and revise your decisions every few years, and to make sure your family is aware of your wishes.

Put your preferences in writing, give copies to family members and your attorney, and keep a copy in a handy place. Don't designate your preferences in your will, because a will often is not found or read until after the funeral. And avoid putting the only copy of your preferences in a safe deposit box. That's because your family may have to make arrangements on a weekend or holiday, before the box can be opened.

Prepaying

Millions of Americans have entered into contracts to arrange their funerals and prepay some or all of the expenses involved. Laws of individual states govern the prepayment of funeral goods and services; various states have laws to help ensure that these advance payments are available to pay for the funeral products and services when they're needed. But protections vary widely from state to state, and some state laws offer little or no effective protection. Some state laws require the funeral home or cemetery to place a percentage of the prepayment in a state-regulated trust or to purchase a life insurance policy with the death benefits assigned to the funeral home or cemetery.

If you're thinking about prepaying for funeral goods and services, it's important to consider these issues before putting down any money:

- What are you are paying for? Are you buying only merchandise, like a casket and vault, or are you purchasing funeral services as well?
- What happens to the money you've prepaid? States have different requirements for handling funds paid for prearranged funeral services.
- What happens to the interest income on money that is prepaid and put into a trust account?
- Are you protected if the firm you dealt with goes out of business?
- Can you cancel the contract and get a full refund if you change your mind?
- What happens if you move to a different area or die while away from home? Some prepaid funeral plans can be transferred, but often at an added cost.

Be sure to tell your family about the plans you've made; let them know where the documents are filed. If your family isn't aware that you've made plans, your wishes may not be carried out. And if family members don't know that you've prepaid the funeral costs, they could end up paying for the same arrangements. You may wish to consult an attorney on the best way to ensure that your wishes are followed.

Contributors and Attributions

CC licensed content, Shared previously

- **Authored by:** Federal Trade Commission . **Located at:** <https://www.consumer.ftc.gov/articles/0305-planning-your-own-funeral>. **License:** *Public Domain: No Known Copyright*

This page titled [11.5.3.3: Planning Your Own Funeral](#) is shared under a [Public Domain](#) license and was authored, remixed, and/or curated by [Lumen Learning](#).

- **11.3: Planning Your Own Funeral** by Lumen Learning is licensed [Public Domain](#).

11.5.3.4: Saving and Investing

Find popular topics about saving and investing.

What's on This Page

- Manage Finances and Save Money
- Steps to Make a Budget
- Saving for Retirement
- Savings Bonds
- Treasury Securities
- Trusts
- Things to Consider Before You Invest
- Tools to Research Investments
- Choose a Financial Professional
- Pyramid Schemes

Manage Finances and Save Money

To help you manage your money and reach your saving goals:

Create a Budget

A budget is your plan for how you will spend money over a set period of time. It shows how much money you make and how you spend your money. Creating a budget can help you:

- Pay your bills on time.
- Save for unplanned expenses in the future.
- Prepare for retirement.

[Download a budget spreadsheet](#) that you can use to create your own to manage your monthly income and expenses.

Consider Ways to Save

Saving money involves looking for deals and buying the quality items you need at the best price. You can save money by [comparison shopping](#), comparing the prices and quality of products you plan to buy. MyMoney.gov offers ways to manage your spending and build your savings accounts to achieve your saving goals.

Invest in Long Term Goals

Investing is a way to make money grow, by buying shares of stocks, mutual funds, bonds, or real estate. When you invest, there is risk that you could lose the money you invest; in general the greater the earnings you can make, the greater the risk. You can save for long term goals, such as retirement (PDF, [Download Adobe Reader](#)) and college education, by investing. Learn how to save for emergencies, short term and long term goals, and become an informed investor.

Steps to Make a Budget

See this video to learn how to make a budget and plan your finances.

A link to an interactive elements can be found at the bottom of this page.

Saving for Retirement

As you approach retirement, there are many things to think about. Experts advise that you will need about 80 percent of your pre-retirement income to continue your current quality of life. The exact amount depends on your individual needs. Some important factors to consider include:

- At what age do you plan to retire?
- Can you participate in an employer's retirement savings plan, such as a 401(k) plan, or a traditional pension plan?
- Will your spouse or partner retire when you do?
- Where do you plan to live when you retire? Will you downsize, rent, or own your home?
- Do you expect to work part-time?

- Will you have the same medical insurance you had while working? Will your coverage change?
- Do you want to travel or pursue a new hobby that might be costly?

Resources to Help You Prepare for Retirement

To help you plan for retirement:

- Find practical tips for building retirement savings in the Top 10 Ways to Prepare for Retirement(PDF, [Download Adobe Reader](#)).
- Use a [retirement calculator](#) to find out the best age to claim your Social Security benefits.
- myRA can help you start saving for retirement when you don't have access to an employer-sponsored plan or lack other options to save.
- Find out the [trade-offs between taking your pension in a monthly payment or in a lump sum](#)(PDF, [Download Adobe Reader](#)).
- Social Security pays benefits that are on average equal to about 40 percent of your pre-retirement earnings. You may be able to [estimate your benefits](#).
- Learn how you can boost your retirement savings at Investor.gov.
- If you have a financial advisor, talk to him or her about your plans.

Savings Bonds

U.S. savings bonds are one of the safest types of investments because they are endorsed by the federal government and, therefore, are virtually risk free.

Visit TreasuryDirect, a website from the U.S. Department of the Treasury, to learn about [savings bonds](#), [treasury bonds](#), and [securities](#): how to buy and redeem your investments, what to do in the event of the death of an owner, and much more. TreasuryDirect is your one-stop shopping site for government securities where you can find information about the wide range of savings options, including [EE/E](#), [HH/H](#), and [I savings bonds](#).

Manage and determine the value of savings bonds using these tools:

- [Savings Bond Calculator](#)
- [Savings Bond Wizard](#)
- [Redemption Tables](#)

You can give savings bonds for many occasions, such as birthdays, weddings, and graduations. Learn how to give [savings bonds as gifts](#).

Treasury Securities

Treasury securities are debts issued by the federal government's Bureau of Fiscal Service. When you buy a treasury security, you are lending money to the federal government for a set amount of time. In return the government promises to pay you back the entire amount, also known as the face value, when the security matures.

There are several types of treasury securities:

- [Treasury Bills](#)—Short term securities that mature between a few days and 52 weeks.
- [Treasury Notes](#)—Medium term securities that mature between one and 10 years.
- [Treasury Bonds](#)—Long term securities, with a 30 year term that pays interest every six months, until the bond matures.
- [Treasury Inflation-Protected Securities \(TIPS\)](#)—Securities with principle values that adjust based on inflation, but with fixed interest rates for five, 10, or 30 year maturities.
- [Savings Bonds](#)—Securities that offer a fixed interest rate over a fixed period of time.
- Floating Rate Notes (FRNs)—Securities with variable interest rates, so that as bank interest rates increase or decrease, the interest rates on the FRNs change in the same direction.

You can purchase treasury securities for yourself or as gifts. You can purchase them in several ways:

- Banks, brokers, and other financial institutions through the Commercial Book-Entry System.
- Online through [Treasury Direct](#)
- Payroll savings plans
- [Public auctions](#)

Trusts

A trust (or trust fund) is a legal entity that allows a person (the grantor, donor, or settlor) to transfer assets to another person or organization (the trustee). Once the grantor establishes the trust, the trustee controls and manages the assets for the grantor or for another beneficiary—someone who will ultimately benefit from the trust. To help you decide if a trust is right for you, first consult a licensed attorney experienced with estate planning and trust matters.

Reasons to Set Up a Trust

Some common reasons for setting up a trust include:

- Providing for minor children or family members who are inexperienced or unable to handle financial matters
- Arranging for management of personal assets, if you become unable to handle them yourself
- Avoiding probate and immediately transferring assets to beneficiaries upon death
- Reducing estate taxes and providing liquid assets to help pay for them
- The terms of a will are public while the terms of a trust are not, so privacy makes a trust an appealing option.

Types of Trusts

Trusts can be living (inter vivos) or after-death (testamentary). A living trust is one that a grantor sets up while still alive and an after-death trust is usually established by a will after one's death. Living trusts can be irrevocable (can't be changed) or revocable (can be changed), although revocable trusts don't get the same tax shelter benefits as irrevocable ones do.

The most common type of trust is the revocable living trust. If there's a specific purpose in mind for the trust, dozens of different options exist (charitable trusts, bypass trusts, spendthrift trusts, and life insurance trusts). Two types of trusts can help pay for long-term care services:

- **Charitable Remainder Trusts** – This trust allows you to use your own assets to pay for long-term care services while contributing to a charity of your choice and reducing your tax burden at the same time. You can set up the trust so that you receive payments from the trust to pay for long-term care services while you are alive.
- **Medicaid Disability Trusts** – These trusts are limited to persons with disabilities who are under age 65 and qualify for public benefits. Parents, grandparents, and legal guardians often set up these trusts to benefit people with disabilities and a non-profit organization manages the assets. This is the only kind of trust that is exempt from rules regarding trusts and Medicaid eligibility.

Trust Scams and Fraud

If someone approaches you to set up a trust, be careful. Before signing any papers to create a living trust, will, or other kind of trust, make sure to explore all options and shop around to compare services. Some other tips to avoid trust scams and fraud include:

- Avoid high-pressure sales tactics and high-speed sales pitches.
- Stay away from salespeople who give the impression that specific organizations and recognized brands back or sell the trust.
- Research and get information about local probate laws from the Clerk or Register of Wills.
- If someone tries to sell a living trust to you, ask if they are an attorney. Some states restrict the sale of living trusts to licensed attorneys.
- If you buy a trust in your home or in another location that is not the seller's permanent place of business, remember you have the right to take advantage of the Cooling Off Rule and cancel the transaction within three business days.

Things to Consider Before You Invest

Do you have a financial goal in mind, such as saving for retirement, paying for college, or buying a new house? If so, then you may decide to invest your money to earn enough to fund your goals. Before you invest, make sure you have answers to all of these questions:

- **How quickly can you get your money back?** Stocks, bonds, and shares in mutual funds usually can be sold at any time, but there is no guarantee that you will get back all the money you invested. Other investments, such as limited partnerships, certificates of deposit (CDs), or IRAs, often restrict your ability to cash out your holdings.
- **What can you expect to earn on your money?** While bonds generally promise a fixed return, earnings on most other securities go up and down with market changes. Keep in mind, just because an investment has done well in the past, there is no guarantee it will do well in the future.

- **What type of earnings can you expect?** Will you get income in the form of interest, dividends, or rent? Some investments, such as stocks and real estate, have the potential for earnings and growth in value. What is the potential for earnings over time?
- **How much risk is involved?** With any investment, there is always the risk that you will not get your money back or the earnings promised. There is usually a trade-off between risk and reward—the higher the potential return, the greater the risk. While the U.S. government backs [U.S. Treasury securities](#), it does not protect against loss on any other investments.
- **Are your investments diversified?** Some investments perform better than others in certain situations. For example, when interest rates go up, bond prices tend to go down. One industry may struggle while another prospers. Putting your money in a variety of investment options can reduce your risk.
- **Are there any tax advantages to a particular investment?** U.S. savings bonds are exempt from state and local taxes. Municipal bonds are exempt from federal income tax and, sometimes, state income tax as well. Tax-deferred investments for special goals, such as paying for college and retirement, are available that let you postpone or even avoid paying income taxes.

More Information on Investing

To learn more about investing, refer to these resources:

- You can find useful tips on investing at Investor.gov, a website from the Securities and Exchange Commission (SEC).
- For all of your investment-related questions, [contact the SEC's Office of Investor Education and Advocacy](#).
- To get help preparing to invest, consult the Financial Industry Regulatory Authority (FINRA).

Tools to Research Investments

To help you make informed decisions when investing and avoid investment fraud, there are a variety of research tools available:

- Find investor news and alerts and a guide to investment products at Investor.gov, a website from the Securities and Exchange Commission (SEC).
- The SEC requires public companies to disclose financial and other information to help you make sound decisions. You can view the text of these files on [EDGAR](#).
- The Financial Industry Regulatory Authority (FINRA) has up-to-date [market data and information](#) for a wide range of stocks, bonds, mutual funds, and other securities.
- If you are considering investing in collectible coins, refer to the [U.S. Mint](#). Before you purchase coins or coin-related products, research the seller with a government agency, such as your [state consumer protection office](#) or the [Federal Trade Commission \(FTC\)](#).

Choose a Financial Professional

A financial professional can have multiple titles and be authorized to provide various services, including investment, financial planning, and insurance products. When researching a financial professional, find out what the titles and licenses mean, as well as the educational, work experience, and ethical requirements. Keep in mind that a professional title is not the same as a license. The Securities and Exchange Commission (SEC), the Financial Industry Regulatory Authority (FINRA), and state regulators do not grant or endorse any professional titles.

When choosing a broker or investment adviser, research the person's education and professional history as well as the firm the person works for. Make sure you have answers to all of these questions:

- **Has the person worked with others who have circumstances similar to yours?**
- **Is the person licensed in your state?** Your state securities regulator lists individuals and firms that are registered in your state. Ask whether the regulatory office has any other background information. To find out how to [contact your state securities regulator](#), consult the North American Securities Administrators Association (NASAA).
- **Has the person had any run-ins with regulators or received serious complaints from investors?** Contact your state securities regulator or the [SEC](#). To review licensing, employment, and disciplinary information, use FINRA's [BrokerCheck](#) tool.
- **How is the person paid?** Is it an hourly rate, a flat fee, or a commission that depends on the investments you make? Does the person get a bonus from their firm for selling you a particular product?
- **What are the fees for setting up and servicing your account?**

Resources to Help You Choose a Financial Professional

For more information on choosing a financial professional, refer to these resources:

- The Commodity Futures Trading Commission's (CFTC's) SmartCheck allows you to check the background of financial professionals and stay informed on the latest fraud schemes.
 - To ask a question, report information, or file a complaint, [contact the CFTC](#).
- The Financial Industry Regulatory Authority (FINRA) has information on the [professional designations](#) of financial professionals and the organizations that offer them.
- Both the [North American Securities Administrators Association \(NASAA\)](#) and the [National Futures Association](#) can offer helpful information on saving and investing.

Pyramid Schemes

A pyramid scheme, also known as Ponzi scheme, is an illegal form of multilevel marketing. In these scams, your ability to earn profits is based on the number of new participants you recruit, instead of the amount of products or services you sell. Sometimes there actually aren't any real products that are being sold. These types of schemes are common with [investment and independent direct selling opportunities](#).

These schemes rely on the income from new participants in order to pay fake "profits" to people that have been part of the scheme for longer amounts of time. However, the scheme falls apart when there aren't enough new recruits to pay into the system, so the earlier participants no longer receive earnings.

Tips to Avoid Being a Victim

Take steps to protect yourself from being a victim of a pyramid scheme:

- Be wary of "opportunities" to invest your money in franchises or investments that require you to bring in more investors to increase your profit, or recoup your initial investment.
- Be wary if the company sells non-tangible products or technical services, rather than physical items.
- Independently verify the legitimacy of any franchise or investment with the Better Business Bureau, your [state Attorney General](#), or any licensing agencies.
- Be skeptical of success stories and testimonials of fantastic earnings.

File a Complaint

If you are aware of a pyramid scheme or have been the victim of one, file a complaint with your [state consumer protection office](#), [state Attorney General](#), or the Better Business Bureau (BBB). If the pyramid scheme involved securities, you should also file a complaint with your [state's securities administrator](#), or the [Securities and Exchange Commission](#).

Contributors and Attributions

CC licensed content, Shared previously

- **Authored by:** USA.gov. **Located at:** www.usa.gov/saving-investing. **License:** [Public Domain: No Known Copyright](#)

This page titled [11.5.3.4: Saving and Investing](#) is shared under a [Public Domain](#) license and was authored, remixed, and/or curated by [Lumen Learning](#).

- **11.4: Saving and Investing** by Lumen Learning is licensed [Public Domain](#).

11.5.4: Saving for Retirement

11.5.4: Saving for Retirement is shared under a [not declared](#) license and was authored, remixed, and/or curated by Donald T. Wargo, Temple University.

CHAPTER OVERVIEW

12: Behavioral Finance and Market Behavior

This chapter looks at how both personal and market behavior can deviate from the classic risk-return relationships and the consequences for personal financial planning and thinking.

[12.1: Introduction](#)

[12.2: Investor Behavior](#)

[12.3: Market Behavior](#)

[12.4: Extreme Market Behavior](#)

[12.5: Behavioral Finance and Investment Strategies](#)

This page titled [12: Behavioral Finance and Market Behavior](#) is shared under a [CC BY-NC-SA 3.0](#) license and was authored, remixed, and/or curated by [Anonymous](#) via [source content](#) that was edited to the style and standards of the LibreTexts platform.

12.1: Introduction

Much of what is known about finance and investments has come from the study of economics. Classic economics assumes that people are rational when they make economic or financial decisions. "Rational" means that people respond to incentives because their goal is always to maximize benefit and minimize costs. Not everyone shares the same idea of benefit and cost, but in a market with millions of participants, there tends to be some general consensus.

This belief in rationality leads to the idea of **market efficiency**. In an efficient market, prices reflect "fundamental value" as appraised by rational decision makers who have access to information and are free to choose to buy or sell as their rational decisions dictate. The belief in efficiency assumes that when prices do not reflect real value, people will notice and will act on the anomaly with the result that the market "corrects" that price.

People are not always rational, however, and markets are not always efficient. **Behavioral finance** is the study of why individuals do not always make the decisions they are expected to make and why markets do not reliably behave as they are expected to behave. As market participants, individuals are affected by others' behavior, which collectively affects market behavior, which in turn affects all the participants in the market.

As an individual, you participate in the capital markets and are vulnerable to the individual and market behaviors that influence the outcomes of your decisions. The more you understand and anticipate those behaviors, the better your financial decision making may be.

12.1: Introduction is shared under a [CC BY-NC-SA 3.0](https://creativecommons.org/licenses/by-nc-sa/3.0/) license and was authored, remixed, and/or curated by LibreTexts.

12.2: Investor Behavior

Learning Objectives

1. Identify and describe the biases that can affect investor decision making.
2. Explain how framing errors can influence investor decision making.
3. Identify the factors that can influence investor profiles.

Rational thinking can lead to irrational decisions in a misperceived or misunderstood context. In addition, biases can cause people to emphasize or discount information or can lead to too strong an attachment to an idea or an inability to recognize an opportunity. The context in which you see a decision, the mental frame you give it (i.e., the kind of decision you determine it to be) can also inhibit your otherwise objective view. Much research has been done in the field of behavioral finance over the past thirty years^[1]. Learning to recognize your behaviors and habits of mind that act as impediments to objective decision making may help you to overcome them.

Biases

One kind of investor behavior that leads to unexpected decisions is **bias**, a predisposition to a view that inhibits objective thinking. Biases that can affect investment decisions are the following^[2]:

- Availability
- Representativeness
- Overconfidence
- Anchoring
- Ambiguity Aversion

Availability bias occurs because investors rely on information to make informed decisions, but not all information is readily available. Investors tend to give more weight to more available information and to discount information that is brought to their attention less often. The stocks of corporations that get good press, for example, claim to do better than those of less publicized companies when in reality these "high-profile" companies may actually have worse earnings and return potential.

Representativeness is decision making based on stereotypes, characterizations that are treated as "representative" of all members of a group. In investing, representativeness is a tendency to be more optimistic about investments that have performed well lately and more pessimistic about investments that have performed poorly. In your mind you stereotype the immediate past performance of investments as "strong" or "weak." This representation then makes it hard to think of them in any other way or to analyze their potential. As a result, you may put too much emphasis on past performance and not enough on future prospects.

Objective investment decisions involve forming expectations about what will happen, making educated guesses by gathering as much information as possible and making as good use of it as possible. **Overconfidence** is a bias in which you have too much faith in the precision of your estimates, causing you to underestimate the range of possibilities that actually exist. You may underestimate the extent of possible losses, for example, and therefore underestimate investment risks.

Overconfidence also comes from the tendency to attribute good results to good investor decisions and bad results to bad luck or bad markets.

Anchoring happens when you cannot integrate new information into your thinking because you are too "anchored" to your existing views. You do not give new information its due, especially if it contradicts your previous views. By devaluing new information, you tend to underreact to changes or news and become less likely to act, even when it is in your interest.

Ambiguity aversion is the tendency to prefer the familiar to the unfamiliar or the known to the unknown. Avoiding ambiguity can lead to discounting opportunities with greater uncertainty in favor of "sure things." In that case, your bias against uncertainty may create an opportunity cost for your portfolio. Availability bias and ambiguity aversion can also result in a failure to diversify, as investors tend to "stick with what they know." For example, in a study of defined contribution retirement accounts or 401(k)s, more than 35 percent of employees had more than 30 percent of their account invested in the employing company's stock, and 23 percent had more than 50 percent of their retirement account invested in their employer's stock^[3] — hardly a well-diversified asset allocation.

Framing

Framing refers to the way you see alternatives and define the context in which you are making a decision^[4]. Your framing determines how you imagine the problem, its possible solutions, and its connection with other situations. A concept related to framing is **mental accounting**: the way individuals encode, describe, and assess economic outcomes when they make financial decisions^[5]. In financial behavior, framing can lead to shortsighted views, narrow-minded assumptions, and restricted choices.

Every rational economic decision maker would prefer to avoid a loss, to have benefits be greater than costs, to reduce risk, and to have investments gain value. **Loss aversion** refers to the tendency to loathe realizing a loss to the extent that you avoid it even when it is the better choice.

How can it be rational for a loss to be the better choice? Say you buy stock for \$100 per share. Six months later, the stock price has fallen to \$63 per share. You decide not to sell the stock to avoid realizing the loss. If there is another stock with better earnings potential, however, your decision creates an opportunity cost. You pass up the better chance to increase value in the hopes that your original value will be regained. Your opportunity cost likely will be greater than the benefit of holding your stock, but you will do anything to avoid that loss. Loss aversion is an instance where a rational aversion leads you to underestimate a real cost, leading you to choose the lesser alternative.

Loss aversion is also a form of regret aversion. Regret is a feeling of responsibility for loss or disappointment. Past decisions and their outcomes inform your current decisions, but regret can bias your decision making. Regret can anchor you too firmly in past experience and hinder you from seeing new circumstances. Framing can affect your risk tolerance. You may be more willing to take risk to avoid a loss if you are loss averse, for example, or you may simply become unwilling to assume risk, depending on how you define the context.

Framing also influences how you manage making more than one decision simultaneously. If presented with multiple but separate choices, most people tend to decide on each separately, mentally segregating each decision^[6]. By framing choices as separate and unrelated, however, you may miss making the best decisions, which may involve comparing or combining choices. Lack of diversification or overdiversification in a portfolio may also result.

Investor Profiles

An **investor profile** expresses a combination of characteristics based on personality traits, life stage, sources of wealth, and other factors. What is your investor profile? The better you can know yourself as an investor, the better investment decisions you can make.

Researchers have identified some features or characteristics of investors that seem to lead to recognizable tendencies^[7]. For example, stages of life have an effect on goals, views, and decisions, as shown in the examples in Table 12.2.1 .

Table 12.2.1 : Life Stage Profiles

Stage	Ages	Investment Goals
Starting	25-40	<ul style="list-style-type: none"> • Eliminating debt • Saving for capital expenditures • Investing in employee benefits
Accumulating	40-65	<ul style="list-style-type: none"> • Managing debt • Diversifying and building equity • Saving for retirement and estate planning
Spending	65-80	<ul style="list-style-type: none"> • Relying on retirement income • Reducing investment risks • Preserving value; preserving or reinvesting capital
Gifting	80+	<ul style="list-style-type: none"> • Eliminating risk • Distributing wealth

These "definitions" are fairly loose yet typical enough to think about. In each of these stages, your goals and your risk tolerance—both your ability and willingness to assume risk—change. Generally, the further you are from retirement and the loss of your wage

income, the more risk you will take with your investments, having another source of income (your paycheck). As you get closer to retirement, you become more concerned with preserving your investment's value so that it can generate income when it becomes your sole source of income in retirement, thus causing you to become less risk tolerant. After retirement, your risk tolerance decreases even more, until the very end of your life when you are concerned with dispersing rather than preserving your wealth.

Risk tolerance and investment approaches are affected by more than age and investment stage, however. Studies have shown that the source and amount of wealth can be a factor in attitudes toward investment^[8].

Those who have inherited wealth or come to it "passively," tend to be much more risk averse than those who have "actively" created their own wealth. Entrepreneurs, for example, who have created wealth, tend to be much more willing to assume investment risk, perhaps because they have more confidence in their ability to create more wealth should their investments lose value. Those who have inherited wealth tend to be much more risk averse, as they see their wealth as a windfall that, once lost, they cannot replace.

Active wealth owners also tend to be more active investors, more involved in investment decisions and more knowledgeable about their investment portfolios. They have more confidence in their ability to manage and to make good decisions than do passive wealth owners, who haven't had the experience to build confidence.

Not surprisingly, those with more wealth to invest tend to be more willing to assume risk. The same loss of value is a smaller proportional loss for them than for an investor with a smaller asset base.

Many personality traits bear on investment behavior, including whether you generally are

- confident or anxious,
- deliberate or impetuous,
- organized or sloppy,
- rebellious or conventional,
- an abstract or linear thinker.

What makes you make the decisions that you make? The more aware you are of the influences on your decisions, the more you can factor them in—or out—of the investment process.

Summary

- Traditional assumptions about economic decision making posit that financial behavior is rational and markets are efficient. Behavioral finance looks at all the factors that cause realities to depart from these assumptions.
- Biases that can affect investment decisions are the following:
 - Availability
 - Representativeness
 - Overconfidence
 - Anchoring
 - Ambiguity aversion
- Framing refers to the way you see alternatives and define the context in which you are making a decision. Examples of framing errors include the following:
 - Loss aversion
 - Choice segregation
- Framing is a kind of mental accounting—the way individuals classify, characterize, and evaluate economic outcomes when they make financial decisions.
- Investor profiles are influenced by the investor's
 - life stage,
 - personality,
 - source of wealth.

? Exercises

1. Debate rational theory with classmates. How rational or nonrational (or irrational) do you think people's economic decisions are? What are some examples of efficient and inefficient markets, and how did people's behavior create those situations? In your personal finance journal record some examples of your nonrational economic behavior. For example, describe a situation in which you decreased the value of one of your assets rather than maintaining or increasing its value. In what circumstances are you likely to pay more for something than it is worth? Have you ever bought something you did not want or need just because it was a bargain? Do you tend to avoid taking risks even when the odds are good that you will not take a loss? Have you ever had a situation in which the cost of deciding not to buy something proved greater than buying it would have cost? Have you ever made a major purchase without considering alternatives? Have you ever regretted a financial decision to such an extent that the disappointment has influenced all your subsequent decisions?
2. Angus has always held shares of a big oil company's stock and has never thought about branching out to other companies or industries in the energy sector. His investment has done well in the past, proving to him that he is making the right decision. Angus has been reading about fundamental changes predicted for the energy sector, but he decides to stick with what he knows. In what ways is Angus's investment behavior irrational? What kinds of investor biases does his decision making reveal?
3. Complete the interactive investor profile questionnaire at [Schwab.com](https://www.schwab.com). According to this instrument, what kinds of investments should you consider? Then refine your understanding of your investor profile by filling out the more comprehensive interview questions at [Ativa.com](https://www.ativa.com). In your personal finance journal, on the basis of what you have learned, write an essay profiling yourself as an investor. You may choose to post your investor profile and compare it with those of others taking this course. Specifically, how do you think your profile will assist you and your financial advisor or investment advisor in planning your portfolio?

[1] Hersh Shefrin, *Beyond Greed and Fear: Understanding Financial Behavior and the Psychology of Investing* (Oxford: Oxford University Press, 2002).

[2] *ibid*

[3] Holden and J. VanDerhei, "401(k) Plan Asset Allocation, Account Balances, and Loan Activity in 2002," *EBRI Issue Brief* 261 (2003).

[4] A. Tversky and D. Kahneman, "The Framing Decisions and the Psychology of Choice," *Science* 30, no. 211 (1981): 453–58.

[5] R. Thaler, "Mental Accounting Matters," *Journal of Behavioral Decision Making* 12, no. 3 (1999): 183–206.

[6] Hersh Shefrin, *Beyond Greed and Fear: Understanding Financial Behavior and the Psychology of Investing* (Oxford: Oxford University Press, 2002).

[7] John L. Maginn, Donald L. Tuttle, Jerald E. Pinto, and Dennis W. McLeavey, eds., *Managing Investment Portfolios: A Dynamic Process*, 3rd ed. (Hoboken, NJ: John Wiley & Sons, Inc., 2007).

[8] *ibid*

This page titled [12.2: Investor Behavior](#) is shared under a [CC BY-NC-SA 3.0](#) license and was authored, remixed, and/or curated by [Anonymous](#) via [source content](#) that was edited to the style and standards of the LibreTexts platform.

12.3: Market Behavior

Learning Objectives

1. Define the role of arbitrage in market efficiency.
2. Describe the limits of arbitrage that may perpetuate market inefficiency.
3. Identify the economic and cultural factors that can allow market inefficiencies to persist.
4. Explain the role of feedback as reinforcement of market inefficiencies.

Your economic behaviors affect economic markets. Market results reflect the collective yet independent decisions of millions of individuals. There have been years, even decades, when some markets have not produced expected or "rational" prices because of the collective behavior of their participants. In inefficient markets, prices may go way above or below actual value.

The **efficient market theory** relies on the idea that investors behave rationally and that even when they don't, their numbers are so great and their behavioral biases are so diverse that their irrational behaviors will have little overall effect on the market. In effect, investors' anomalous behaviors will cancel each other out. Thus, diversification (of participants) lowers risk (to the market).

Another protection of market efficiency is the tendency for most participants to behave rationally. If an asset is mispriced so that its market price deviates from its intrinsic value, knowledgeable investors will see that and take advantage of the opportunity. If a stock seems underpriced they will buy, driving prices back up. If a stock seems overpriced, they will sell, driving prices back down. These strategies are called **arbitrage**, or the process of creating investment gains from market mispricings (**arbitrage opportunities**). The knowledgeable investors who carry out market corrections through their investment decisions are called **arbitrageurs**.

In the 1600s in Holland, speculators and investors drove up the price of tulip bulbs far beyond their value. This inefficient market, called "tulip mania," led to a "boom" or "bubble," followed by a "bust" or "crash" when the market price was corrected.^[1]

There are limits to arbitrage, however. There are times when the stock markets seem to rise or fall much more or for much longer than the dynamics of market correction would predict.

Limits of Arbitrage

Arbitrage may not work when the costs outweigh the benefits. Investment costs include transaction costs, such as brokers' fees, and risk, especially market risk.

An investor who sees an arbitrage opportunity would have to act quickly to take advantage of it, because chances are good that someone else will and the advantage will disappear along with the arbitrage opportunity. Acting quickly may involve borrowing if liquid funds are not available to invest. For this reason, transaction costs for arbitrage trades are likely to be higher (because they are likely to include interest), and if the costs are higher than the benefits, the market will not be corrected.

The risk of arbitrage is that the investor rather than the market is mispricing stocks. In other words, arbitrageurs assume that the current valuation for an asset will reverse—will go down if the valuation has gone too high, or will go up if the valuation has gone too low. If their analysis of fundamental value is incorrect, the market correction may not occur as predicted, and neither will their gains.

Most arbitrageurs are professional wealth managers. They invest for very wealthy clients with a large asset base and very high tolerance for risk. Arbitrage is usually not a sound practice for individual investors.

Causes of Market Inefficiency

Market inefficiencies can persist when they go undiscovered or when they seem rational. Economic historians point out that while every asset "bubble" is in some ways unique, there are common economic factors at work. Charles P. Kindleberger and Robert Aliber, *Manias, Panics, and Crashes*, 5th ed. (Hoboken, NJ: John Wiley & Sons, Inc., 2005). Bubbles are accompanied by lower interest rates, increased use of debt financing, new technology, and a decrease in government regulation or oversight. Those factors encourage economic expansion, leading to growth of earnings potential and thus of investment return, which would make assets genuinely more valuable.

A key study of the U.S. stock market points out that there are cultural as well as economic factors that can encourage or validate market inefficiency. Robert J. Shiller, *Irrational Exuberance*, 2nd ed. (New York: Random House, Inc., 2005). Examples include

- demographic factors of the population,
- attitudes reflected in the popular culture,
- the availability of information and analyses,
- the lowering of transaction costs.

These factors all lead to increased participation in the market and a tendency to "rationalize irrationality," that is, to think that real economic or cultural changes, rather than mispricings, are changing the markets.

Sometimes mispricings occur when real economic and cultural changes are happening, however, so that what used to be seen a mispricing is actually seen as justifiable, fundamental value because the market itself has changed profoundly. An example is the dotcom bubble of 1990–2000, when stock prices of Internet start-up companies rose far higher than their value or earning capacity. Yet investors irrationally kept investing until the first wave of start-ups failed, bursting the market bubble.

Economic and cultural factors can prolong market inefficiency by reinforcing the behaviors that created it, in a kind of feedback loop. For example, financial news coverage in the media increased during the 1990s with the global saturation of cable and satellite television and radio, as well as the growth of the Internet^[2]. More information availability can lead to more availability bias. Stereotyping can develop as a result of repeated "news," resulting in representation bias, which encourages overconfidence or too little questioning or analysis of the situation. Misinterpreting market inefficiency as real changes can cause framing problems and other biases as well.

In this way, market inefficiencies can become self-fulfilling prophecies. Investing in an inefficient market causes asset values to rise, leading to gains and to more investments. The rise in asset values becomes self-reinforcing as it encourages anchoring, the expectation that asset values will continue to rise. Inefficiency becomes the norm. Those who do not invest in this market thus incur an opportunity cost. Participating in perpetuating market inefficiency, rather than correcting it, becomes the rational choice.

Reliance on media experts and informal communication or "word of mouth" reinforces this behavior to the point where it can become epidemic. It may not be mere coincidence, for example, that the stock market bubble of the 1920s happened as radio and telephone access became universal in the United States^[3], or that the stock boom of the 1990s coincided with the proliferation of mobile phones and e-mail, or that the real estate bubble of the 2000s coincided with our creation of the blogosphere.

Market efficiency requires that investors act independently so that the market reflects the consensus opinion of their independent judgments. Instead, the market may be reflecting the opinions of a few to whom others defer. Although the volume of market participation would seem to show lots of participation, few are actually participating. Most are simply following. The market then reflects the consensus of the few rather than the many; hence, the probability of mispricing rises.

It is difficult to know what is happening while you are in the middle of an inefficient market situation. It is easier to look back through market history and point out obvious panics or bubbles, but they were not so obvious to participants while they were happening. Hindsight allows a different perspective—it changes the frame—but as events happen, you can only work with the frame you have at the time.

Summary

- The diversification of market participants should increase market efficiency.
- Arbitrage corrects market mispricing.
- Arbitrage is not always possible, due to
 - transaction costs,
 - the risk of misinterpreting market mispricing.
- Market inefficiencies can persist due to economic and cultural factors such as
 - lowered interest rates and increased use of debt financing,
 - new technology,
 - a decrease in government regulation or oversight,
 - demographic factors,
 - attitudes as reflected in popular culture,
 - the availability of information and its analysts,
 - the lowering of transaction costs,
 - increased participation in inefficient markets.
- Market mispricings can be reinforced by feedback mechanisms, perpetuating inefficiencies.

? Exercises

1. Find out more about the tulip mania at http://www.businessweek.com/2000/00_17/b3678084.htm and at http://en.Wikipedia.org/wiki/Tulip_mania, or <http://www.investopedia.com/features/crashes/crashes2.asp>. What caused mispricing in the market for tulip bulbs? What factors perpetuated the market inefficiency? What happened to burst the tulip bubble? What are some other examples from history of similar bubbles and crashes caused by inefficient markets?
2. Reflect on your impact on the economy and the financial markets as an individual, whether or not you are an investor. How does your financial behavior affect the capital markets, for example? Record your thoughts in your personal finance journal. Share your ideas with classmates.

[1] Barbara Schulman, "Tulips," James Ford Bell Library, University of Minnesota, 1999, <http://bell.lib.umn.edu/Products/tulips.html> (accessed May 28, 2009).

[2] Robert J. Shiller, *Irrational Exuberance*, 2nd ed. (New York: Random House, Inc., 2005).

[3] *ibid* p. 163.

This page titled [12.3: Market Behavior](#) is shared under a [CC BY-NC-SA 3.0](#) license and was authored, remixed, and/or curated by [Anonymous](#) via [source content](#) that was edited to the style and standards of the LibreTexts platform.

12.4: Extreme Market Behavior

Learning Objectives

1. Trace the typical pattern of a financial crisis.
2. Identify and define the factors that contribute to a financial crisis.

Economic forces and financial behavior can converge to create extreme markets or financial crises, such as booms, bubbles, panics, crashes, or meltdowns. These atypical events actually happen fairly frequently. Between 1618 and 1998, there were thirty-eight financial crises globally, or one every ten years^[1]. As an investor, you can expect to weather as many as six crises in your lifetime.

Patterns of events that seem to precipitate and follow the crises are shown in Figure 12.4.1 . First a period of economic expansion is sparked by a new technology, the discovery of a new resource, or a change in political balances. This leads to increased production, markets, wealth, consumption, and investment, as well as increased credit and lower interest rates. People are looking for ways to invest their newfound wealth. This leads to an asset bubble, a rapid increase in the price of some asset: bonds, stocks, real estate, or commodities such as cotton, gold, oil, or tulip bulbs that seems to be positioned to prosper from this particular expansion.

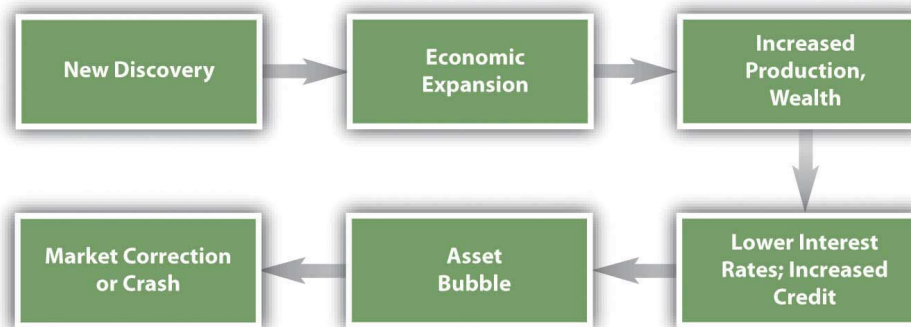


Figure 12.4.1 : Pattern of a Financial Crisis

The bubble continues, reinforced by the behavioral and market consequences that it sparks until some event pricks the bubble. Then asset values quickly deflate, and credit defaults rise, damaging the banking system. Having lost wealth and access to credit, people rein in their demand for consumption and investment, further slowing the economy.

Table 12.4.2 shows some of the major asset bubbles since 1636 and the events that preceded them.^[2]

Table 12.4.2 : Major Asset Bubbles Since 1636

Bubble Began	Country	Cause of Economic Expansion	Speculative Asset	Year of Crash
1636	Netherlands	War against Spain	Exotic tulip bulbs	1637
1713	England	Treaty of Utrecht	South Sea Company stock	1720
1715	France	Death of Louis XIV	Mississippi Company stock	1720
1789	United States	Nation began	United States bonds	1792
1789	England	French Revolution	Canals	1793
1815	England	End of Napoleonic Wars	Exports	1816
1836	England	Textile boom	Cotton, railroads	1836
1836	United States	Jackson election	Cotton, land	1837
1857	England	End of the Crimean War	Railroads, wheat	1857

Bubble Began	Country	Cause of Economic Expansion	Speculative Asset	Year of Crash
1863	France	Confederate defeat in the Civil War (United States)	Cotton	1864
1873	United States	Westward expansion	Railroads, land (homesteading)	1873
1890	United States	Sherman Silver Act 1890	Silver	1893
1901	United States	Panama Canal	Coffee	1907
1919	United States	Post-World War I expansion	Land, stocks	1929
1982	United States	Control of inflation	Real estate, stocks	1987
1980s	Japan	Manufacturing dominance	Real estate, stocks	1990
1997	Asia	Deregulation, globalization	Currencies	1998
1992	United States	Internet/technology	Stocks	2000
2003	United States	Monetary policy	Real estate	2007

In many cases, the event that started the asset speculation was not a macroeconomic event but nevertheless had consequences to the economy: the end of a war, a change of government, a change in policy, or a new technology. Often the asset that was the object of speculation was a resource for or an application of a new technology or an expansion into new territory that may have been critical to a new emphasis in the economy. In other words, the assets that became the objects of bubbles tended to be the drivers of a "new economy" at the time and thus were rationalized as investments rather than as speculation.

In all the examples listed in Table 12.4.2, as asset values rose—even if only on the strength of investor beliefs—speculators, financed by an expansion of credit, augmented the market and drove up asset prices even further. Many irrational financial behaviors—overconfidence, anchoring, availability bias, representativeness—were in play, until finally the market was shocked into reversal by a specific event or simply sank under its own weight.

Economists may argue that this is what you should expect, that markets expand and contract cyclically as a matter of course. In this view, a crash is nothing more than the correction for a bubble—market efficiency at work.

Examples: The Internet Stock Boom and the Crash of 1929

Much has been and will be written about a classic financial crisis, the Internet stock boom of the 1990s^[3]. The asset bubble was in the stocks of emerging companies poised to take advantage of the "new economy" and its expanding markets of the new technology of the Internet.

The asset bubble grew from preceding economic events. The previous decade had seen a recovery from a major inflation and a recession in the United States followed by an economic expansion. Deregulation and new technologies had opened up the telecommunications industry. In 1989 the Soviet Union dissolved, opening markets and market economies in Eastern Europe as well as the former Soviet Union (FSU). The personal computer had taken hold and was gaining in household saturation.

This mix of relative prosperity, low inflation, new global markets, and new technology looked very promising. Classically, the economy expanded, and a new asset bubble was born.

Most Internet companies that were publicly traded were listed on the NASDAQ exchange. Figure 12.4.3 shows the NASDAQ composite index from 1991 to 2024.

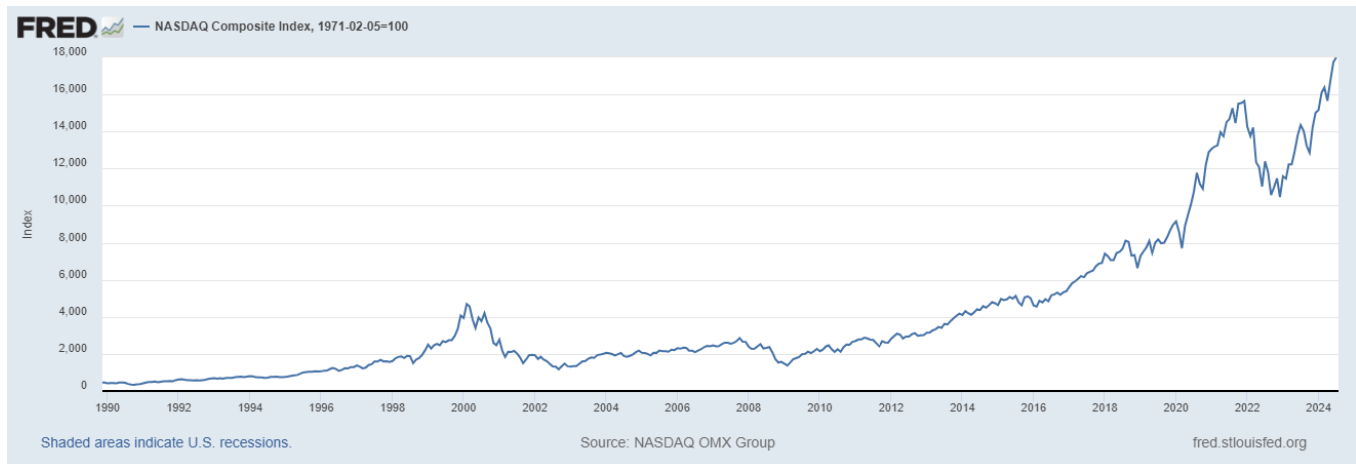


Figure 12.4.3 : NASDAQ Composite Index 1990 - 2024^[4]

Between 1990 and 2000 the NASDAQ Composite Index increased ten-fold. At the height of the bubble, between 1998 and 2000, the value of the index increased 2.5 times, resulting in an average annualized return of over 58 percent.

Alan Greenspan, then Chair of the Federal Reserve Bank, spoke on Capital Hill at the end of January 1999. In response to the question about how much of the stock boom was "based on sound fundamentals and how much is based on hype." Greenspan replied,

"First of all, you wouldn't get 'hype' working if there weren't something fundamentally, potentially sound under it.

"The size of the potential market is so huge that you have these pie-in-the-sky type of potentials for a lot of different [firms]. Undoubtedly, some of these small companies whose stock prices are going through the roof will succeed. And they may very well justify even higher prices. The vast majority are almost sure to fail. That's the way markets tend to work in this regard....

"But there is at root here something far more fundamental—the stock market seeking out profitable ventures and directing capital to hopeful projects before profits materialize. That's good for our system. And, in fact, with all its hype and craziness, is something that, at the end of the day, is probably more plus than minus."^[5]

Greenspan implies that the bubble "with all its hype and craziness" is nothing more than business as usual in the capital markets. He sees the irrational as somewhat rational and not merely the "irrational exuberance" that he saw little more than two years earlier^[6].

Going back a bit further, the Crash of 1929 was perhaps the most profound end to an asset bubble, at least in the American psyche, as it seemed to precipitate a lengthy depression, the Great Depression. The reasons for the prolonged recession that followed the crash are complex, but the factors leading up to it illustrate a classic asset bubble.

In the decade after World War I, the U.S. economy boomed. With the war over, inflation eased and markets opened. Our manufacturing competitors in Europe had suffered losses of labor, capital, and infrastructure that allowed the United States to establish a global dominance. Technologies such as radio were changing the speed of life, while the mass production of everything from cars to appliances was changing the quality of life. Electrification and roads developed a national infrastructure. To finance the consumption of all this mass production, the idea of "store credit" was beginning to expand into the system of consumer credit that we use today. As interest rates stayed low, levels of household and corporate debt rose.

New technologies were developed by new corporations that needed mass, public financing. As more and more shares were issued, they were pitched more fervently to encourage more investment by more investors. Investing became the national pastime, share prices rose, and investors were reassured that technology had spawned a new economy to create new wealth. As in the 1990s, the

mix of relative prosperity, low inflation, new global markets, and new technology looked very promising. The positive feedback loop of a classic asset bubble had been created.

After it was all over, Groucho, one of the famous Marx Brothers comedians, reflected on the rationalized irrationality of the bubble: "I would have lost more, but that was all the money I had."^[7]

Given that you can expect to encounter at least a few crises during your investing lifetime, as you think about investing—creating and managing wealth—how can you protect yourself? How can you "keep your head when all about you / Are losing theirs,"^[8] and is that really the right thing to do?

Summary

- Prolonged market inefficiencies can result in asset bubbles.
- Financial crises follow a typical pattern of
 - economic expansion,
 - asset bubble(s),
 - market crash(es).
- The behavior that leads to financial crises may exhibit investor biases, but to the extent that investors are responding to real changes in the economy, it is not necessarily irrational.

Exercises

View a flowchart of the financial crisis of 2007 at Mint.com (<http://www.mint.com/blog/trends/a-visual-guide-to-the-financial-crisis/>).

1. How did the real estate market become so inefficient?
2. What thinking does the chart identify that fed into the real estate crash?
3. For each thought bubble on the chart, what kind of bias or framing or other mental accounting was taking place?
4. In what ways was investor behavior irrational?
5. How might you argue that investors were not deciding irrationally?

^[1] Charles P. Kindleberger and Robert Aliber, *Manias, Panics, and Crashes*, 5th ed. (Hoboken, NJ: John Wiley & Sons, Inc., 2005).

^[2] *ibid*

^[3] For a wonderfully thorough and insightful start, see Robert J. Shiller, *Irrational Exuberance*, 2nd ed. (New York: Random House, Inc., 2005).

^[5] NASDAQ [Composite Index](http://fred.stlouisfed.org/series/NASDAQCOM#) (fred.stlouisfed.org/series/NASDAQCOM#)

^[5] John Cassidy, *Dot.con* (New York: HarperCollins, 2002), 202.

^[6] Robert J. Shiller, *Irrational Exuberance*, 2nd ed. (New York: Random House, Inc., 2005), 1.

^[7] Julius Henry Marx, *Groucho and Me* (New York: Da Capo Press, Inc., 1995), 197. Originally published in 1959.

^[8] Rudyard Kipling, *Complete Verse* (New York: Anchor Books, 1988).

This page titled [12.4: Extreme Market Behavior](#) is shared under a [CC BY-NC-SA 3.0](#) license and was authored, remixed, and/or curated by [Anonymous](#) via [source content](#) that was edited to the style and standards of the LibreTexts platform.

12.5: Behavioral Finance and Investment Strategies

Learning Objectives

1. Identify the factors that make successful market timing difficult.
2. Explain how technical analysis is used as an investment strategy.
3. Identify the factors that encourage investor fraud in an asset bubble.

You can apply your knowledge of findings from the field of behavioral finance in a number of ways. First, you can be alert to and counteract your natural tendencies toward investor bias and framing. For example, you can avoid availability bias by gathering news from different sources and by keeping the news in historical perspective.

A long-term viewpoint can also help you avoid anchoring or assuming that current performance indicates future performance. At the same time, keep in mind that current market trends are not the same as the past trends they may resemble. For example, factors leading to stock market crashes include elements unique to each.

Ambiguity aversion can be useful if your uncertainty is caused by a lack of information, as it can let you know when you need to do more homework. On the other hand, aversion to ambiguity can blind you to promising opportunities.

Loss aversion, like any fear, is useful when it keeps you from taking too much risk, but not when it keeps you from profitable opportunities. Using knowledge to best assess the scope and probability of loss is a way to see the loss in context. Likewise, segregating investments by their goals, risks, liquidity, and time horizons may be useful for, say, encouraging you to save for retirement or some other goal.

Your best protection against your own behavioral impulses, however, is to have a plan based on an objective analysis of goals, risk tolerance, and constraints, taking your entire portfolio into account. Review your plan at least once a year as circumstances and asset values may have changed. Having a plan in place helps you counteract investor biases.

Following your investment policy or plan, you determine the capital and asset allocations that can produce your desired return objective and risk tolerance within your defined constraints. Your asset allocation should provide diversification, a good idea whatever your investment strategy is.

Market Timing and Technical Analysis

Asset bubbles and market crashes are largely a matter of timing. If you could anticipate a bubble and invest just before it began and divest just before it burst, you would get maximum return. That sort of precise timing, however, is nearly impossible to achieve. To time events precisely, you would constantly have to watch for new information, and even then, the information from different sources may be contradictory, or there may be information available to others that you do not have. Taken together, your chances of profitably timing a bubble or crash are fairly slim.

Market timing was defined in Chapter 12 as an asset allocation strategy. Because of the difficulty of predicting asset bubbles and crashes, however, and because of the biases in financial behavior, individual investors typically develop a "buy-and-hold" strategy. You invest in a diversified portfolio that reflects your return objectives and risk tolerance, and you hold on to it. You review the asset allocation periodically so it remains in line with your return and risk preferences or as your constraints shift. You rely on your plan to make progress toward your investment goals and to resist the temptations that are the subjects of the field of behavioral finance.

As you read in Chapter 12, a passive investment strategy ignores security selection by using index funds for asset classes. An active strategy, in contrast, involves selecting securities with a view to market timing in the selection of securities and asset allocation.

An investment strategy based on the idea that timing is everything is called technical analysis. **Technical analysis** involves analyzing securities in terms of their history, expressed, for example, in the form of charts of market data such as price and volume. Technical analysts are sometimes referred to as chartists. Chartists do not consider the intrinsic value of a security—a concern of **fundamental analysis**. Instead, using charts of past price changes and returns, technical analysts try to predict a security's future market movement. Although charting and technical analysis has its proponents, fundamental analysis of value remains essential to investment strategy, along with analyzing information about the economy, industry, and specific asset.

Financial Fraud

Fraud is certainly not an investment strategy, but bubbles attract fraudulent schemers as well as investors and speculators. A loss of market efficiency and signs of greater investor irrationality attract con men to the markets. It is easier to convince a "mark" of the credibility and viability of a fraudulent scheme when there is general prosperity, rising asset values, and lower perceived risks.

During the post–World War I expansion and stock bubble of the 1920s, for example, Charles Ponzi created the first **Ponzi scheme**, a variation of the classic **pyramid scheme**. The pyramid scheme creates "returns" from new members' deposits rather than from real earnings in the market. The originator gets a number of people to invest, each of whom recruits more, and so on. The money from each group of investors, however, rather than being invested, is used to pay "returns" to the previous group of investors. The scheme is uncovered when there are not enough "returns" to go around. Thus, the originator and early investors may get rich, while later investors lose all their money.

During the prosperity of the 1980s, 1990s, and 2000s, the American financier Bernard Madoff notoriously ran a variation of the Ponzi scheme. His fraud, costing investors around the world billions of dollars, lasted through several stock bubbles and a real estate bubble before being exposed in 2008.

Fraud can be perpetrated at the corporate level as well. Enron Corporation was an innovator in developing markets for energy commodities such as oil, natural gas, and electricity. Its image was of a model corporation that encouraged bright thinkers to go "outside the box." Unfortunately, that ethos of innovation took a wrong turn when several of its corporate officers conspired to hide the company's investment risks from financing complicated subsidiaries that existed "off balance sheet." In the fall of 2001, with investor confidence shaken by the dotcom bust and the post-9/11 deepening of the recession, the fraud began to unravel. By the time the company declared bankruptcy, its stock value was less than one dollar per share, and its major corporate officers were under indictment (and later convicted) for fraud.

How can you avoid a fraud? Unfortunately, there are no foolproof rules. You can be alert to the investment advisor who pushes a particular investment (see Chapter 14). You can do your own research and gather as much independent information on the investment as possible. The best advice, however, may come in the adage, "If it seems too good to be true, it probably is." The capital markets are full of buyers and sellers of capital who are serious traders. The chances are extremely slim that any one of them has discovered a market inefficiency undiscoverable by others and exploitable only by him or her. There is too much at stake.

Summary

- Market timing, or the ability to predict bubbles and crashes, is nearly impossible because of discrepancies in the
 - availability of information,
 - access to information,
 - interpretation of information.
- Technical analysis is a strategy based on market timing and investor sentiment.
- Asset bubbles are often accompanied by an increase in investor fraud due to the
 - loss of market efficiency,
 - increase in investor "irrationality,"
 - increase in wealth and prosperity.
- One form of financial fraud relating to market bubbles is the Ponzi scheme or pyramid scheme.

Exercises

1. Consider exploring the world of chartists at <http://www.investopedia.com/articles/technical/02/121702.asp> and consider trying your hand at this arcane art. You and our classmates might begin by learning how to read the charts that technical analysts use to predict price changes in the markets. For a detailed glossary of chart symbols and patterns, see <http://www.trending123.com/patterns/index.html>. What do you see as the advantages and disadvantages of technical analysis compared to fundamental analysis?
2. What is a pyramid scheme exactly? Find out at <http://www.investopedia.com/articles/04/042104.asp>. Have you ever participated in or invested in such a scheme? Have you ever been a victim of one? Record your answers in your personal finance journal. According to the Investopedia article, why can it be difficult to detect a pyramid scheme? What are some

possible tip-offs to this kind of fraud? Why are pyramid schemes unsustainable? Who are the victims? Draw a diagram illustrating the dynamics of pyramid schemes.

3. How are investment clubs different from pyramid schemes? Read about investment clubs at http://www.ehow.com/how-does_4566462_investment-club-work.html. What does the U.S. Securities Exchange Commission have to say about investment clubs at <http://www.sec.gov/investor/pubs/invclub.htm>? Investigate further online. Would you consider joining or starting an investment club? Why, or why not? What do your classmates think about this?
4. Survey the Web site of a 2009 *60 Minutes* CBS broadcast on the Madoff affair, which includes articles, video, and links at www.cbsnews.com/stories/2009/02/27/60minutes/main4833667.shtml. According to this site, who discovered the Madoff fraud and how? Who were Madoff's victims? Visit the support group Web site created for the victims at <http://berniemadoffponzisupportgroup.blogspot.com/>. In the CBS video, how did Madoff defend himself? Read a *Wall Street Journal* article at <http://online.wsj.com/article/SB123111743915052731.html>, explaining how Madoff's Ponzi scheme was able to succeed. How did investor biases contribute to this success? How did biases in regulatory oversight contribute to the fraud? Sample some of the videos of the congressional hearings on the Madoff scandal at video.google.com/videosearch?...1&ie=UTF-8&ei=vSk1Sq2iOsGHtgfduMC8CQ&sa=X&oi=video_result_group&resnum=7&ct=title#. Why did representatives and senators focus their criticism on the Securities and Exchange Commission?

^[1] Gregory L. Morris, *Candlestick Charting Explained: Timeless Techniques for Trading Stocks and Futures* (New York: McGraw-Hill, 2006).

^[2] Courtesy of StockCharts.com, <http://stockcharts.com>.

This page titled [12.5: Behavioral Finance and Investment Strategies](#) is shared under a [CC BY-NC-SA 3.0](#) license and was authored, remixed, and/or curated by [Anonymous](#) via [source content](#) that was edited to the style and standards of the LibreTexts platform.

CHAPTER OVERVIEW

13: Introduction to Investing

This chapter presents basic information about investment instruments and markets and introduces modern portfolio theory, explaining the classic relationship between risk and return.

- [13.1: Introduction](#)
- [13.2: Investment and Markets- A Brief Overview](#)
- [13.3: Investment Planning](#)
- [13.4: Measuring Return and Risk](#)
- [13.5: Diversification- Return with Less Risk](#)
- [13.6: Introduction- Investment Strategy](#)
- [13.7: Investment Information](#)
- [13.8: Investing and Trading](#)
- [13.9: Ethics and Regulation](#)
- [13.10: Investing Internationally- Risks and Regulations](#)

This page titled [13: Introduction to Investing](#) is shared under a [CC BY-NC-SA 3.0](#) license and was authored, remixed, and/or curated by [Anonymous](#) via [source content](#) that was edited to the style and standards of the LibreTexts platform.

13.1: Introduction

Introduction to Investing

Saving to build wealth is investing. When people have too much money to spend immediately, that is, a surplus of disposable income, they become savers or investors. They transfer their surplus to individuals, companies, or governments that have a shortage or too little money to meet immediate needs. This is almost always done through an intermediary—a bank or broker—who can match up the surpluses and the shortages. If the capital markets work well, those who need money can get it, and those who can defer their need can try to profit from that. When you invest, you are transferring capital to those who need it on the assumption that they will be able to return your capital when you need or want it and that they will also pay you for its use in the meantime.

Investing happens over your lifetime. In your early adult years, you typically have little surplus to invest. Your first investments are in your home (although primarily financed with the debt of your mortgage) and then perhaps in planning for your children's education or for your retirement.

After a period of just paying the bills, making the mortgage, and trying to put something away for retirement, you may have the chance to accumulate wealth. Your income typically increases as your career progresses. You have fewer dependents (as children leave home), so your expenses decrease. You begin to think about your investment options. You have already been investing—in your home and retirement—but those investments have been prescribed by their specific goals.

You may reach this stage earlier or later in your life, but at some point, you begin to think beyond your immediate situation and look to increase your real wealth and to your future financial health. Investing is about that future.

Getting Started with Investing:

Once you have developed your investment philosophy and have determined your goals, risk tolerance, and constraints, it is time to choose a strategy and act. Whether you entrust a professional advisor or you do it yourself—or both—depends on your confidence, knowledge, and the time and effort that you want to devote to your decisions. As is true of any personal finance decision, the ultimate responsibility for and consequences of your decisions are yours alone. Whatever you decide, the more you know about the practice of investment, the better an investor you will be.

There are four broad areas to take into account:

1. How to find and evaluate the information you need.
2. The agents and fees involved in securities trading.
3. The ethical standards and regulatory requirements of the securities industry.
4. The special considerations of investing internationally.

13.1: Introduction is shared under a [CC BY-NC-SA 3.0](https://creativecommons.org/licenses/by-nc-sa/3.0/) license and was authored, remixed, and/or curated by LibreTexts.

13.2: Investment and Markets- A Brief Overview

Learning Objectives

1. Identify the features and uses of issuing, owning, and trading bonds.
2. Identify the uses of issuing, owning, and trading stocks.
3. Identify the features and uses of issuing, owning, and trading commodities and derivatives.
4. Identify the features and uses of issuing, owning, and trading mutual funds, including exchange-traded funds and index funds.
5. Describe the reasons for different instruments in different markets.

Before looking at investment planning and strategy, it is important to take a closer look at the world of investments and markets where investing takes place. Understanding how markets work, how different investments work, and how different investors can use investments is critical to understanding how to begin to plan your investment goals and strategies.

You have looked at using the money markets to save surplus cash for the short term. Investing is primarily about using the capital markets to invest surplus cash for the longer term. As in the money markets, when you invest in the capital markets, you are selling liquidity.

The capital markets developed as a way for buyers to buy liquidity. In Western Europe, where many of our ideas of modern finance began, those early buyers were usually monarchs or members of the nobility, raising capital to finance armies and navies to conquer or defend territories or resources. Many devices and markets were used to raise capital^[1], but the two primary methods that have evolved into modern times are the bond and stock markets. (Both are discussed in greater detail in Chapter 15 and Chapter 16, but a brief introduction is provided here to give you the basic idea of what they are and how they can be used as investments.)

In the United States, 47 percent of the adult population owns stocks or bonds, most through retirement accounts^[2].

Bonds and Bond Markets

Bonds are debt. The bond issuer borrows by selling a bond, promising the buyer regular interest payments and then repayment of the principal at maturity. If a company wants to borrow, it could just go to one lender and borrow. But if the company wants to borrow a lot, it may be difficult to find any one investor with the capital and the inclination to make large a loan, taking a large risk on only one borrower. In this case the company may need to find a lot of lenders who will each lend a little money, and this is done through selling bonds.

A bond is a formal contract to repay borrowed money with interest (often referred to as the coupon) at fixed intervals. Corporations and governments (e.g., federal, state, municipal, and foreign) borrow by issuing bonds. The interest rate on the bond may be a **fixed interest rate** or a **floating interest rate** that changes as underlying interest rates—rates on debt of comparable companies—change. (Underlying interest rates include the prime rate that banks charge their most trustworthy borrowers and the target rates set by the Federal Reserve Bank.)

There are many features of bonds other than the principal and interest, such as the **issue price** (the price you pay to buy the bond when it is first issued) and the **maturity date** (when the issuer of the bond has to repay you). Bonds may also be "callable": **redeemable** before **maturity** (paid off early). Bonds may also be issued with various **covenants** or conditions that the borrower must meet to protect the bondholders, the lenders. For example, the borrower, the bond issuer, may be required to keep a certain level of cash on hand, relative to its short-term debts, or may not be allowed to issue more debt until this bond is paid off.

Because of the diversity and flexibility of bond features, the bond markets are not as transparent as the stock markets; that is, the relationship between the bond and its price is harder to determine. The U.S. bond market is now more than twice the size (in dollars of capitalization) of all the U.S. stock exchanges combined, with debt of more than \$27 trillion by the end of 2007. Financial Industry Regulatory Authority (FINRA), apps.finra.org/ (accessed May 20, 2009).

U.S. Treasury bonds are auctioned regularly to banks and large institutional investors by the [Treasury Department](#), but individuals can buy U.S. Treasury bonds directly from the U.S. government. To trade any other kind of bond, you have to go through a broker.




Figure 13.2.1 : Amsterdam Stock Exchange^[3]

The brokerage firm acts as a principal or dealer, buying from or selling to investors, or as an agent for another buyer or seller.

Stocks and Stock Markets

Stocks or equity securities are shares of ownership. When you buy a share of stock, you buy a share of the corporation. The size of your share of the corporation is proportional to the size of your stock holding. Since corporations exist to create profit for the owners, when you buy a share of the corporation, you buy a share of its future profits. You are literally sharing in the fortunes of the company.

Unlike bonds, however, shares do not promise you any returns at all. If the company does create a profit, some of that profit may be paid out to owners as a **dividend**, usually in cash but sometimes in additional shares of stock. The company may pay no dividend at all, however, in which case the value of your shares should rise as the company's profits rise. But even if the company is profitable, the value of its shares may not rise, for a variety of reasons having to do more with the markets or the larger economy than with the company itself. Likewise, when you invest in stocks, you share the company's losses, which may decrease the value of your shares.

Corporations issue shares to raise capital. When shares are issued and traded in a public market such as a **stock exchange**, the corporation is "publicly traded." There are many stock exchanges in the United States and around the world. The two best known in the United States are the New York Stock Exchange, founded in 1792, and the NASDAQ, a computerized trading system managed by the National Association of Securities Dealers (the "AQ" stands for "Automated Quotations").

Only members of an exchange may trade on the exchange, so to buy or sell stocks you must go through a broker who is a member of the exchange. Brokers also manage your account and offer varying levels of advice and access to research. Most brokers have Web-based trading systems. Some discount brokers offer minimal advice and research along with minimal trading commissions and fees.

Commodities and Derivatives

Commodities are resources or raw materials, including the following:

- Agricultural products (food and fibers), such as soybeans, pork bellies, and cotton
- Energy resources such as oil, coal, and natural gas
- Precious metals such as gold, silver, and copper
- Currencies, such as the U.S. Dollar, Japanese Yen, and the Euro

Commodity trading was formalized because of the risks inherent in producing commodities—raising and harvesting agricultural products or natural resources—and the resulting volatility of commodity prices. As farming and food production became mechanized and required a larger investment of capital, commodity producers and users wanted a way to reduce volatility by locking in prices over the longer term.

The answer was futures and forward contracts. **Futures** and **forward contracts** or **forwards** are a form of **derivatives**, the term for any financial instrument whose value is derived from the value of another security. For example, suppose it is now July 2024. If you know that you will want to have wheat in May of 2025, you could wait until May 2025 and buy the wheat at the market price, which is unknown in July 2024. Or you could buy it now, paying today's price, and store the wheat until May 2025. Doing so would remove your future price uncertainty, but you would incur the cost of storing the wheat.

Alternatively, you could buy a futures contract for May 2025 wheat in July 2024. You would be buying May 2025 wheat at a price that is now known to you (as stated in the futures contract), but you will not take delivery of the wheat until May 2025. The value of the futures contract to you is that you are removing the future price uncertainty without incurring any storage costs. In July 2024 the value of a contract to buy May 2025 wheat depends on what the price of wheat actually turns out to be in May 2025.

Forward contracts are traded privately, as a direct deal made between the seller and the buyer, while futures contracts are traded publicly on an exchange such as the Chicago Mercantile Exchange (CME) or the New York Mercantile Exchange (NYMEX).

When you buy a forward contract for wheat, for example, you are literally buying future wheat, wheat that doesn't yet exist. By buying it now, you avoid any uncertainty about the price, which may change. Likewise, by writing a contract to sell future wheat,



Figure 13.2.2 : Shanghai Stock Exchange, China^[4]

you lock in a price for your crop or a return for your investment in seed and fertilizer.

Futures and forward contracts proved so successful in shielding against some risk that they are now written for many more types of "commodities," such as interest rates and stock market indices. More kinds of derivatives have been created as well, such as options. **Options** are the right but not the obligation to buy or sell at a specific price at a specific time in the future. Options are commonly written on shares of stock as well as on stock indices, interest rates, and commodities.

Derivatives such as forwards, futures, and options are used to hedge or protect against an existing risk or to speculate on a future price. For a number of reasons, commodities and derivatives are more risky than investing in stocks and bonds and are not the best choice for most individual investors.

Mutual Funds, Index Funds, and Exchange-Traded Funds

A **mutual fund** is an investment portfolio consisting of securities that an individual investor can invest in all at once without having to buy each investment individually. The fund thus allows you to own the performance of many investments while actually buying—and paying the transaction cost for buying—only one investment.

Mutual funds have become popular because they can provide diverse investments with a minimum of transaction costs. In theory, they also provide good returns through the performance of professional portfolio managers.

An **index fund** is a mutual fund designed to mimic the performance of an index, a particular collection of stocks or bonds whose performance is tracked as an indicator of the performance of an entire class or type of security. For example, the Standard & Poor's (S&P) 500 is an index of the five hundred largest publicly traded corporations, and the famous Dow Jones Industrial Average is an index of thirty stocks of major industrial corporations. An index fund is a mutual fund invested in the same securities as the index and so requires minimal management and should have minimal management fees or costs.

Mutual funds are created and managed by mutual fund companies, brokerages, or even banks. To trade shares of a mutual fund you must have an account with the company, brokerage, or bank. Mutual funds are a large component of individual retirement accounts and of defined contribution plans.

Mutual fund shares are valued at the close of trading each day and orders placed the next day are executed at that price until it closes. An **exchange-traded fund (ETF)** is a mutual fund that trades like a share of stock in that it is valued continuously throughout the day, and trades are executed at the market price.

The ways that capital can be bought and sold is limited only by the imagination. When corporations or governments need financing, they invent ways to entice investors and promise them a return. The last forty years has seen an explosion in **financial engineering**, the innovation of new financial instruments through mathematical pricing models. This explosion has coincided with the ever-expanding powers of the computer, allowing professional investors to run the millions of calculations involved in sophisticated pricing models. The Internet also gives amateurs instantaneous access to information and accounts.

Much of the modern portfolio theory that spawned these innovations (i.e., the idea of using the predictability of returns to manage portfolios of investments) is based on an infinite time horizon, looking at performance over very long periods of time. This has been very valuable for institutional investors (e.g., pension funds, insurance companies, endowments, foundations, and trusts) as it gives them the chance to magnify returns over their infinite horizons.

For most individual investors, however, most portfolio theory may present too much risk or just be impractical. Individual investors don't have an infinite time horizon. You have only a comparatively small amount of time to create wealth and to enjoy it. For individual investors, investing is a process of balancing the demands and desires of returns with the costs of risk, before time runs out.

Summary

- Bonds are
 - a way to raise capital through borrowing, used by corporations and governments;
 - an investment for the bondholder that creates return through regular, fixed or floating interest payments on the debt and the repayment of principal at maturity;
 - traded on bond exchanges through brokers.
- Stocks are
 - a way to raise capital through selling ownership or equity;

- an investment for shareholders that creates return through the distribution of corporate profits as dividends or through gains (losses) in corporate value;
- traded on stock exchanges through member brokers.
- Commodities are
 - natural or cultivated resources;
 - traded to hedge revenue or production needs or to speculate on resources' prices;
 - traded on commodities exchanges through brokers.
- Derivatives are instruments based on the future, and therefore uncertain, price of another security, such as a share of stock, a government bond, a currency, or a commodity.
- Mutual funds are portfolios of investments designed to achieve maximum diversification with minimal cost through economies of scale.
 - An index fund is a mutual fund designed to replicate the performance of an asset class or selection of investments listed on an index.
 - An exchange-traded fund is a mutual fund whose shares are traded on an exchange.
- Institutional and individual investors differ in the use of different investment instruments and in using them to create appropriate portfolios.

? Exercises

1. In your personal finance journal, record your experiences with investing. What investments have you made, and how much do you have invested? What stocks, bonds, funds, or other instruments, described in this section, do you have now (or had in the past)? How were the decisions about your investments made, and who made them? If you have had no personal experience with investing, explain your reasons. What reasons might you have for investing (or not) in the future?
2. About how many stock exchanges exist in the world? Which geographic region has the greatest number of exchanges? What characteristics do all the exchanges share?
3. What is a [brokerage house](#) and when would you use a broker? Evaluate brokerage houses that advertise online. What basic products and services do all brokerages offer? What is the best way to choose a broker? Discuss brokers with classmates to develop a list of ten questions you would want to ask a broker before you open an account.
4. Visit the [Chicago Mercantile Exchange](#) (CME). What are some examples of commodities on the CME that theoretically could be part of your investment portfolio? In what energy product does the CME specialize? Could you invest in whether a foreign currency will rise or fall in relation to another currency? Could you invest in whether interest rates will rise or fall? Could you invest in how the weather will change?

[1] For a thorough history of the evolution of finance and financial instruments, see Charles P. Kindleberger, *A Financial History of Western Europe* (London: George Allen & Unwin, Ltd., 1984).

[2] John Sabelhaus, Michael Bogdan, and Daniel Schrass, "Equity and Bond Ownership in America, 2008," Investment Company Institute and Securities Industry and Financial Markets Association, http://www.ici.org/pdf/rpt_08_equity_owners.pdf (accessed on May 20, 2009).

[3] © Amsterdam Municipal Department for the Preservation and Restoration of Historic Buildings and Sites; used by permission. The Amsterdam Stock Exchange was established in 1602 by the Dutch East India Company, the first company in the world to issue stock and trade publicly. The company paid 18 percent annually for nearly two hundred years, based on its near monopoly of the Indonesian spice trade. Competition and corruption ended the exchange, which went bankrupt in 1798.

[4] © Baycrest Gallery, used by permission. The Shanghai Stock Exchange (SSE), one of three exchanges in China, is not open to foreign investors. It is the sixth largest stock exchange in the world. The other exchanges in China are the Shenzhen Stock Exchange (SZSE) and the Hong Kong Stock Exchange (HKE). The Hang Seng is an index of Asian stocks on the HKE that is popular with investors interested in investing in Asian companies.

13.3: Investment Planning

Learning Objectives

1. Describe the advantages of the investment policy statement as a useful framework for investment planning.
2. Identify the process of defining investor return objectives.
3. Identify the process of defining investor risk tolerance.
4. Identify investor constraints or restrictions on an investment strategy.

Elena has a few hours to kill while her flight home is delayed. She loves her job as an analyst for a management consulting firm, but the travel is getting old. As she gazes at the many investment magazines and paperbacks on display and the several screens all tuned to financial news networks and watches people hurriedly checking their stocks on their mobile phones, she begins to think about her own investments. She has been paying her bills, paying back student loans, and trying to save some money for a while. Her uncle just died and left her a bequest of \$50,000. She is thinking of investing it since she is getting by on her salary and has no immediate plans for this windfall.

Elena is wondering how to get into some serious investing. She thinks that since so many people seem to be interested in "Wall Street", there must be money in it. There is no lack of information or advice about investing, but Elena isn't sure how to get started.

Elena may not realize that there are as many different investment strategies as there are investors. The planning process is similar to planning a budget plan or savings plan. You figure out where you are, where you want to be, and how to get there. One way to get started is to draw up an individual investment policy statement.

Investment policy statements, outlines of the investor's goals and constraints, are popular with institutional investors such as pension plans, insurance companies, or nonprofit endowments. Institutional investment decisions typically are made by professional managers operating on instructions from a higher authority, usually a board of directors or trustees. The directors or trustees may approve the investment policy statement and then leave the specific investment decisions up to the professional investment managers. The managers use the policy statement as their guide to the directors' wishes and concerns.

This idea of a policy statement has been adapted for individual use, providing a helpful, structured framework for investment planning—and thinking. The advantages of drawing up an investment policy to use as a planning framework include the following:

- The process of creating the policy requires thinking through your goals and expectations and adjusting those to what is possible.
- The policy statement gives you an active role in your investment planning, even if the more specific details and implementation are left to a professional investment advisor.
- Your policy statement is portable, so even if you change advisors, your plan can go with you.
- Your policy statement is flexible; it can and should be updated at least once a year.

A policy statement is written in two parts. The first part lists your return objectives and risk preferences as an investor. The second part lists your constraints on investment. It sometimes is difficult to reconcile the two parts. That is, you may need to adjust your statement to improve your chances of achieving your return objectives within your risk preferences without violating your constraints.

Defining Return Objective and Risk

Defining return objectives is the process of quantifying the required annual return (e.g., 5%, 10%) necessary to meet your investment goals. If your investment goals are vague (e.g., to "increase wealth"), then any positive return will do. Usually, however, you have some specific goals—for example, to finance a child's or grandchild's education, to have a certain amount of wealth at retirement, to buy a sailboat on your fiftieth birthday, and so on.

Once you have defined goals, you must determine when they will happen and how much they will cost, or how much you will have to have invested to make your dreams come true. As explained in Chapter 4, the rate of return that your investments must achieve to reach your goals depends on how much you have to invest to start with, how long you have to invest it, and how much you need to fulfill your goals.

As in Elena's case, your goals may not be so specific. Your thinking may be more along the lines of "I want my money to grow and not lose value" or "I want the investment to provide a little extra spending money until my salary rises as my career advances." In

that case, your return objective can be calculated based on the role that these funds play in your life: safety net, emergency fund, extra spending money, or a nest egg for the future.

However specific (or not) your goals may be, the quantified return objective defines the annual performance that you demand from your investments. Your portfolio can then be structured—you can choose your investments—such that it can be expected to provide that performance.

If your return objective is more than can be achieved given your investment and expected market conditions, then you know to scale down your goals, or perhaps find a different way to fund them. For example, if Elena wanted to stop working in ten years and start her own business, she probably would not be able to achieve this goal solely by investing her \$50,000 inheritance, even in a bull (up) market earning higher rates of return.

As you saw in Chapter 10 and Chapter 11, in investing there is a direct relationship between risk and return, and risk is costly. The nature of these relationships has fascinated and frustrated investors since the origin of capital markets and remains a subject of investigation, exploration, and debate. To invest is to take risk. To invest is to separate yourself from your money through actual distance—you literally give it to someone else—or through time. There is always some risk that what you get back is worth less (or costs more) than what you invested (a loss) or less than what you might have had if you had done something else with your money (opportunity cost). The more risk you are willing to take, the more potential return you can make, but the higher the risk, the more potential losses and opportunity costs you may incur.

Individuals have different risk tolerances. Your **risk tolerance** is your ability and willingness to assume risk. Your ability to assume risk is based on your asset base, your time horizon, and your liquidity needs. In other words, your ability to take investment risks is limited by how much you have to invest, how long you have to invest it, and your need for your portfolio to provide cash—for use rather than reinvestment—in the meantime.

Your willingness to take risks is shaped by your "personality," your experiences, and your knowledge and education. Attitudes are shaped by life experiences, and attitudes toward risk are no different. Figure 13.3.1 shows how your level of risk tolerance develops.



Figure 13.3.1 : Risk Tolerance

Investment advisors may try to gauge your attitude toward risk by having you answer a series of questions on a formal questionnaire or by just talking with you about your investment approach. For example, an investor who says, "It's more important to me to preserve what I have than to make big gains in the markets," is relatively **risk averse**. The investor who says, "I just want to make a quick profit," is probably more of a risk seeker.

Once you have determined your return objective and risk tolerance (i.e., what it will take to reach your goals and what you are willing and able to risk to get there) you may have to reconcile the two. You may find that your goals are not realistic unless you are willing to take on more risk. If you are unwilling or unable to take on more risk, you may have to scale down your goals.

Defining Constraints

Defining constraints is a process of recognizing any limitation that may impede or slow or divert progress toward your goals. The more you can anticipate and include constraints in your planning, the less likely they will throw you off course. Constraints include

the following:

- Liquidity needs
- Time available
- Tax obligations
- Legal requirements
- Unique circumstances

Liquidity needs, or the need to use cash, can slow your progress from investing because you have to divert cash from your investment portfolio in order to spend it. In addition, you will have ongoing expenses from investing. For example, you will have to use some liquidity to cover your transaction costs such as brokerage fees and management fees. You may also wish to use your portfolio as a source of regular income or to finance asset purchases, such as the down payment on a home, a new car, or new appliances.

While these may be happy transactions for you, for your portfolio they are negative events, because they take away value from your investment portfolio. Since your portfolio's ability to earn return is based on its value, whenever you take away from that value, you are reducing its ability to earn.

Time is another determinant of your portfolio's earning power. The more time you have to let your investments earn, the more earnings you can amass. Or, the more time you have to reach your goals, the more slowly you can afford to get there, earning less return each year but taking less risk as you do. Your time horizon will depend on your age and life stage and on your goals and their specific liquidity needs.

Tax obligations are another constraint because paying taxes takes value away from your investments. Investment value may be taxed in many ways (as income tax, capital gains tax, property tax, estate tax, or gift tax) depending on how it is invested, how its returns are earned, and how ownership is transferred if it is bought or sold.

Investors typically want to avoid, defer, or minimize paying taxes, and some investment strategies will do that better than others. In any case, your individual tax liabilities may become a constraint in determining how the portfolio earns to best avoid, defer, or minimize taxes.

Legalities also can be a constraint if the portfolio is not owned by you as an individual investor but by a personal trust or a family foundation. Trusts and foundations have legal constraints defined by their structure.

"Unique circumstances" refer to your individual preferences, beliefs, and values as an investor. For example, some investors believe in socially responsible investing (SRI), so they want their funds to be invested in companies that practice good corporate governance, responsible citizenship, fair trade practices, or environmental stewardship.

Some investors don't want to finance companies that make objectionable products or by-products or have labor or trade practices reflecting objectionable political views. **Divestment** is the term for taking money out of investments. Grassroots political movements often include divestiture campaigns, such as student demands that their universities stop investing in companies that do business with nondemocratic or oppressive governments.

Socially responsible investment is the term for investments based on ideas about products or businesses that are desirable or objectionable. These qualities are in the eye of the beholder, however, and vary among investors. Your beliefs and values are unique to you and to your circumstances in investing and may change over time.

Having mapped out your goals and determined the risks you are willing to take, and having recognized the limitations you must work with, you and/or investment advisors can now choose the best investments. Different advisors may have different suggestions based on your investment policy statement. The process of choosing involves knowing what returns and risks investments have produced in the past, what returns and risks they are likely to have in the future, and how the returns and risks are related—or not—to each other.

Summary

- The investment policy statement provides a useful framework for investment planning because
 - the process of creating the policy requires thinking through goals and expectations and adjusting those to the possible;
 - the statement gives the investor an active role in investment planning, even if the more specific details and implementation are left to a professional investment advisor;
 - the statement is portable, so that even if you change advisors your plans can go with you;

- the statement is flexible; it can and should be updated at least once per year.
- Return objectives are defined by the investor's goals, time horizon, and value of the asset base.
- Risk tolerance is defined by the investor's ability and willingness to assume risk; comfort with risk-taking relates to personality, experience, and knowledge.
- Constraints or restrictions to an investment strategy are the investor's
 - liquidity needs,
 - time horizon,
 - tax circumstances and obligations,
 - legal restrictions,
 - unique preferences or circumstances.
- Social investment and divestment are unique preferences based on beliefs and values about desirable or objectionable industries, products, or companies.
- Your investment policy statement guides the selection of investments and development of your investment portfolio.

? Exercises

1. Brainstorm with classmates expressions or mantras relating to investing, such as *you gotta pay to play; you gotta play to win; no pain, no gain; it takes money to make money*; and so on. What does each of these expressions really mean? How do they relate to the concepts of investment risk and return on investment? In what ways are risks and returns in a reciprocal relationship?
2. Draft an individual investment policy statement as a guide to your future investment planning. What will be the advantages of having an investment policy statement? In your personal finance journal, record your general return objectives and specific goals at this time. What is a return objective?
3. What is your level of risk tolerance? How would you rate your risk tolerance on a five-point scale (with one indicating "most risk-averse")? In your personal finance journal, record how your asset base, time horizon, and liquidity needs define your ability to undertake investment risk. Then describe the personality characteristics, past experiences, and knowledge base that you feel help shape your degree of willingness to undertake risk. Now check your beliefs by taking a Forbes [Risk Tolerance Quiz](#). Compare the results with other risk tolerance quizzes that you find online. What conclusions do you draw from these tests? What percent of your investments do you now think you could put into stocks? What factor could you change that might enable you to tolerate more risk?
4. In your personal finance journal, record the constraints you face against reaching your investment goals. With what types of constraints must you reconcile your investment planning? The more you need to use your money to live and the less time you have to achieve your goals, the greater the constraints in your investment planning. Revise your statement of goals and return objectives as needed to ensure it is realistic in light of your constraints.
5. In collaboration with classmates, conduct an online investigation into socially responsible investing (SRI). On the basis of your investigation, outline and discuss the different forms and purposes of SRI. Which form and purpose appeal most to you and why? What investments might you make and what investments might you specifically avoid to express your beliefs and values? Do you think investment planning could ever have a role in bringing about social change?

This page titled [13.3: Investment Planning](#) is shared under a [CC BY-NC-SA 3.0](#) license and was authored, remixed, and/or curated by [Anonymous](#) via [source content](#) that was edited to the style and standards of the LibreTexts platform.

13.4: Measuring Return and Risk

Learning Objectives

1. Characterize the relationship between risk and return.
2. Describe the differences between actual and expected returns.
3. Explain how actual and expected returns are calculated.
4. Define investment risk and explain how it is measured.
5. Define the different kinds of investment risk.

You want to choose investments that will combine to achieve the return objectives and level of risk that's right for you, but how do you know what the right combination will be? You can't predict the future, but you can make an educated guess based on an investment's past history. To do this, you need to know how to read or use the information available. Perhaps the most critical information to have about an investment is its potential return and susceptibility to types of risk.

Return

Returns are always calculated as annual rates of return, or the percentage of return created for each unit (dollar) of original value. If an investment earns 5 percent, for example, that means that for every \$100 invested, you would earn \$5 per year (because 5% of \$100 = \$5).

Returns are created in two ways: the investment creates income or the investment gains (or loses) value. To calculate the annual rate of return for an investment, you need to know the income created, the gain (loss) in value, and the original value at the beginning of the year. The percentage return can be calculated as:

$$\frac{(\text{Income} + \text{Gain})}{\text{Original Value}} = \text{Percentage Rate of Return}$$

where $\text{Gain} = \text{Ending Value} - \text{Original Value}$

Note that if the ending value is greater than the original value, then $\text{Ending value} - \text{Original value} > 0$ (is greater than zero), and you have a gain that adds to your return. If the ending value is less, then $\text{Ending value} - \text{Original value} < 0$ (is less than zero), and you have a loss that detracts from your return. If there is no gain or loss, if $\text{Ending value} - \text{Original value} = 0$ (is the same), then your return is simply the income that the investment created.

For example, if you buy a share of stock for \$100, and it pays no dividend, and a year later the market price is \$105, then your return = $[0 + (105 - 100)] \div 100 = 5 \div 100 = 5\%$. If the same stock paid a dividend of \$2, then your return = $[2 + (105 - 100)] \div 100 = 7 \div 100 = 7\%$.

If the information you have shows more than one year's results, you can calculate the annual return using what you learned in Chapter 4 about the relationships of time and value. For example, if an investment was worth \$10,000 five years ago and is worth \$14,026 today, then $\$10,000 \times (1 + r)^5 = \$14,026$. Solving for r —the annual rate of return, assuming you have not taken the returns out in the meantime—and using a calculator, a computer application, or doing the math, you get 7 percent. So the \$10,000 investment must have earned at a rate of 7 percent per year to be worth \$14,026 five years later, other factors being equal.

While information about current and past returns is useful, investment professionals are more concerned with the **expected return** for the investment, that is, how much it may be expected to earn in the future. Estimating the expected return is complicated because many factors (i.e., current economic conditions, industry conditions, and market conditions) may affect that estimate.

For investments with a long history, a strong indicator of future performance may be past performance. Economic cycles fluctuate, and industry and firm conditions vary, but over the long run, an investment that has survived has weathered all those storms. So you could look at the average of the returns for each year. There are several ways to do the math, but if you look at the average return for different investments of the same asset class or type (e.g., stocks of large companies) you could compare what they have returned, on average, over time. Figure 13.4.1 shows average returns on investments in the S&P 500, an index of large U.S. companies, since 1990.

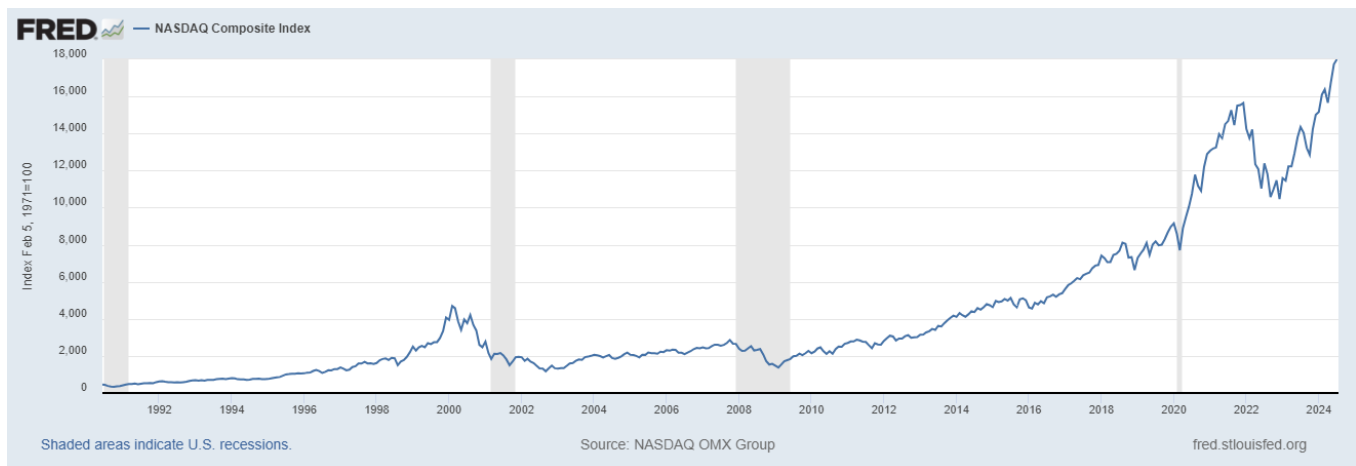


Figure 13.4.1 : NASDAQ Composite Index 1990 - 2024^[1]

If the time period you are looking at is long enough, you can reasonably assume that an investment's average return over time is the return you can expect in the next year. For example, if a company's stock has returned, on average, 9 percent per year over the last twenty years, then if next year is an average year, that investment should return 9 percent again. Over the eighteen-year span from 1990 to 2008, for example, the average return for the S&P 500 was 9.16 percent. Unless you have some reason to believe that next year will *not* be an average year, the average return can be your expected return. The longer the time period you consider, the less volatility there will be in the returns, and the more accurate your prediction of expected returns will be.

Returns are the value created by an investment, through either income or gains. Returns are also your compensation for investing, for taking on some or all of the risk of the investment, whether it is a corporation, government, parcel of real estate, or work of art. Even if there is no risk, you must be paid for the use of liquidity that you give up to the investment (by investing).

Returns are the benefits from investing, but they must be larger than its costs. There are at least two costs to investing: the opportunity cost of giving up cash and giving up all your other uses of that cash until you get it back in the future and the cost of the risk you take—the risk that you won't get it all back.

Risk

Investment risk is the idea that an investment will not perform as expected, that its actual return will deviate from the expected return. Risk is measured by the amount of volatility, that is, the difference between actual returns and average (expected) returns. This difference is referred to as the **standard deviation**. Returns with a large standard deviation (showing the greatest variance from the average) have higher volatility and are the riskier investments.

As Figure 13.4.1 shows, an investment may do better or worse than its average. Thus, standard deviation can be used to define the expected range of investment returns. For the S&P 500, for example, the standard deviation from 1990 to 2008 was 19.54 percent. So, in any given year, the S&P 500 is expected to return 9.16 percent but its return could be as high as 67.78 percent or as low as -49.46 percent, based on its performance during that specific period.

What risks are there? What would cause an investment to unexpectedly over- or underperform? Starting from the top (the big picture) and working down, there are

- economic risks,
- industry risks,
- company risks,
- asset class risks,
- market risks.

Economic risks are risks that something will upset the economy as a whole. The economic cycle may swing from expansion to recession (2 or more consecutive quarters of decline in the Gross National Product), for example; inflation or deflation may increase, unemployment may increase, or interest rates may fluctuate. These macroeconomic factors affect everyone doing business in the economy. Most businesses are cyclical, growing when the economy grows and contracting when the economy contracts.

Consumers tend to spend more disposable income when they are more confident about economic growth and the stability of their jobs and incomes. They tend to be more willing and able to finance purchases with debt or with credit, expanding their ability to

purchase durable goods. So, demand for most goods and services increases as an economy expands, and businesses expand too. An exception is businesses that are countercyclical. Their growth accelerates when the economy is in a downturn and slows when the economy expands. For example, low-priced fast food chains typically have increased sales in an economic downturn because people substitute fast food for more expensive restaurant meals as they worry more about losing their jobs and incomes.

Industry risks usually involve economic factors that affect an entire industry or developments in technology that affect an industry's markets. An example is the effect of a sudden increase in the price of oil (a macroeconomic event) on the airline industry. Every airline is affected by such an event, as an increase in the price of airplane fuel increases airline costs and reduces profits. An industry such as real estate is vulnerable to changes in interest rates. A rise in interest rates, for example, makes it harder for people to borrow money to finance purchases, which depresses the value of real estate.

Company risk refers to the characteristics of specific businesses or firms that affect their performance, making them more or less vulnerable to economic and industry risks. These characteristics include how much debt financing the company uses, how well it creates economies of scale, how efficient its inventory management is, how flexible its labor relationships are, and so on.

The **asset class** that an investment belongs to can also bear on its performance and risk. Investments (assets) are categorized in terms of the markets they trade in. Broadly defined, asset classes include

- corporate stock or equities (shares in public corporations, domestic, or foreign);
- bonds or the public debts of corporation or governments;
- commodities or resources (e.g., oil, coffee, or gold);
- derivatives or contracts based on the performance of other underlying assets;
- real estate (both residential and commercial);
- fine art and collectibles (e.g., stamps, coins, baseball cards, or vintage cars).

Within those broad categories, there are finer distinctions. For example, corporate stock is classified as large cap, mid cap, or small cap, depending on the size of the corporation as measured by its market capitalization (the aggregate value of its stock). Bonds are distinguished as corporate or government and as short-term, intermediate-term, or long-term, depending on the maturity date.

Risks can affect entire asset classes. Changes in the inflation rate can make corporate bonds more or less valuable, for example, or more or less able to create valuable returns. In addition, changes in a market can affect an investment's value. When the stock market fell unexpectedly and significantly, as it did in October of 1929, 1987, and 2008, all stocks were affected, regardless of relative exposure to other kinds of risk. After such an event, the market is usually less efficient or less liquid; that is, there is less trading and less efficient pricing of assets (stocks) because there is less information flowing between buyers and sellers. The loss in market efficiency further affects the value of assets traded.

As you can see, the link between risk and return is reciprocal. The question for investors and their advisors is: How can you get higher returns with less risk?

Summary

- There is a direct relationship between risk and return because investors will demand more compensation for sharing more investment risk.
- Actual return includes any gain or loss of asset value plus any income produced by the asset during a period.
- Actual return can be calculated using the beginning and ending asset values for the period and any investment income earned during the period.
- Expected return is the average return the asset has generated based on historical data of actual returns.
- Investment risk is the possibility that an investment's actual return will not be its expected return.
- The standard deviation is a statistical measure used to calculate how often and how far the average actual return differs from the expected return.
- Investment risk is exposure to
 - economic risk,
 - industry risk,
 - company or firm-specific risk,
 - asset class risk, or
 - market risk.

? Exercises

1. Selecting a security to invest in, such as a stock or mutual fund, requires analyzing its returns. You can view the annual returns as well as average returns over a five-, ten-, fifteen-, or twenty-year period. Charts of returns can show the amount of volatility in the short term and over the longer term. What do you need to know to calculate the annual rate of return for an investment? Consider that at the beginning of 2010 Ali invests \$5,000 in a mutual fund. The fund has a gain in value of \$200, but generates no income. What is the annual percentage rate of return? What do you need to know to estimate the expected return of an investment in the future? If the fund Ali invests in has an average fifteen-year annual return of 7 percent, what percentage rate of return should he expect for 2011? Find the estimated annualized rate of return for a hypothetical portfolio by using the calculator at <http://www.mymoneyblog.com/estimate-your-portfolios-rate-of-return-calculator.html>.
2. Try the AARP's investment return calculator at http://www.aarp.org/money/investing/investment_return_calculator/, experimenting with different figures to solve for a range of situations. Use the information on that page to answer the following questions. Can the future rate of return on an investment be estimated with any certainty? Do investments that pay higher rates of return carry higher volatility? Do investments that pay higher rates of return carry higher risk? What accounts for differences between the actual return and the expected return on an investment?
3. The standard deviation on the rate of return on an investment is a measure of its volatility, or risk. What would a standard deviation of zero mean? What would a standard deviation of 10 percent mean?
4. What kinds of risk are included in investment risk? Go online to survey current or recent financial news. Find and present a specific example of the impact of each type of investment risk. In each case, how did the type of risk affect investment performance?

^[1] NASDAQ [Composite Index](http://fred.stlouisfed.org/series/NASDAQCOM#) (fred.stlouisfed.org/series/NASDAQCOM#)

13.5: Diversification- Return with Less Risk

Learning Objectives

1. Explain the use of diversification in portfolio strategy.
2. List the steps in creating a portfolio strategy, explaining the importance of each step.
3. Compare and contrast active and passive portfolio strategies.

Every investor wants to maximize return, the earnings or gains from giving up surplus cash. And every investor wants to minimize risk, because it is costly. To invest is to assume risk, and you assume risk expecting to be compensated through return. The more risk assumed, the more the promised return. So, to increase return you must increase risk. To lessen risk, you must expect less return, but another way to lessen risk is to diversify—to spread out your investments among a number of different asset classes. Investing in different asset classes reduces your exposure to economic, asset class, and market risks.

Concentrating investment concentrates risk. Diversifying investments spreads risk by having more than one kind of investment and thus more than one kind of risk. To truly diversify, you need to invest in assets that are not vulnerable to one or more kinds of risk. For example, you may want to diversify

- between cyclical and countercyclical investments, reducing economic risk;
- among different sectors of the economy, reducing industry risks;
- among different kinds of investments, reducing asset class risk;
- among different kinds of firms, reducing company risks.

To diversify well, you have to look at your collection of investments as a whole—as a portfolio—rather than as a gathering of separate investments. If you choose the investments well, if they are truly different from each other, the whole can actually be more valuable than the sum of its parts.

Steps to Diversification

In traditional portfolio theory, there are three levels or steps to diversifying: capital allocation, asset allocation, and security selection.

Capital allocation is diversifying your capital between risky and riskless investments. A "riskless" asset is the short-term (less than ninety-day) U.S. Treasury bill. Because it has such a short time to maturity, it won't be much affected by interest rate changes, and it is probably impossible for the U.S. government to become insolvent—go bankrupt—and have to default on its debt within such a short time.

The capital allocation decision is the first diversification decision. It determines the portfolio's overall exposure to risk, or the proportion of the portfolio that is invested in risky assets. That, in turn, will determine the portfolio's level of return.

The second diversification decision is **asset allocation**, deciding which asset classes, and therefore which risks and which markets, to invest in. Asset allocations are specified in terms of the percentage of the portfolio's total value that will be invested in each asset class. To maintain the desired allocation, the percentages are adjusted periodically as asset values change. Figure 12.11 shows an asset allocation for an investor's portfolio.

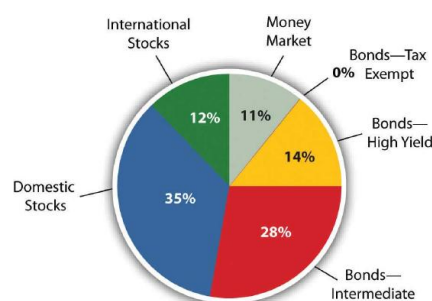


Figure 13.5.1 : Proposed Asset Allocation

Asset allocation is based on the expected returns and relative risk of each asset class and how it will contribute to the return and risk of the portfolio as a whole. If the asset classes you choose are truly diverse, then the portfolio's risk can be lower than the sum

of the assets' risks.

One example of an asset allocation strategy is **life cycle investing**—changing your asset allocation as you age. When you retire, for example, and forgo income from working, you become dependent on income from your investments. As you approach retirement age, therefore, you typically shift your asset allocation to less risky asset classes to protect the value of your investments.

Security selection is the third step in diversification, choosing individual investments within each asset class. Here is the chance to achieve industry or sector and company diversification. For example, if you decided to include corporate stock in your portfolio (asset allocation), you decide which corporation's stock to invest in. Choosing corporations in different industries, or companies of different sizes or ages, will diversify your stock holdings. You will have less risk than if you invested in just one corporation's stock. Diversification is not defined by the number of investments but by their different characteristics and performance.

Investment Strategies

Capital allocation decides the amount of overall risk in the portfolio; asset allocation tries to maximize the return you can get for that amount of risk. Security selection further diversifies within each asset class. Figure 12.12 demonstrates the three levels of diversification.

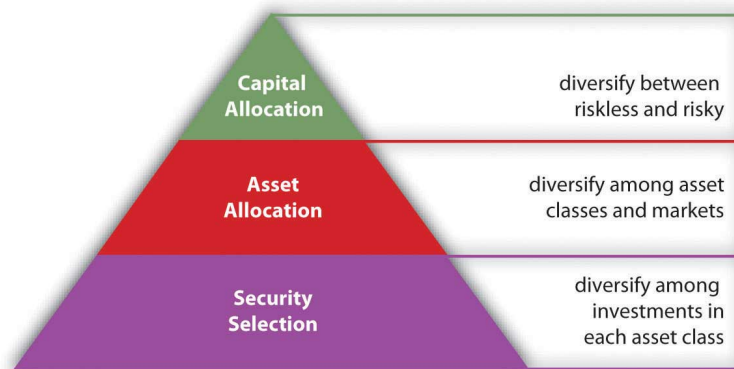


Figure 13.5.2 : Levels of Diversification

Just as life cycle investing is a strategy for asset allocation, investing in index funds is a strategy for security selection. Indexes are a way of measuring the performance of an entire asset class by measuring returns for a portfolio containing all the investments in that asset class. Essentially, the index becomes a **benchmark** for the asset class, a standard against which any specific investment in that asset class can be measured. An index fund is an investment that holds the same securities as the index, so it provides a way for you to invest in an entire asset class without having to select particular securities. For example, if you invest in the S&P 500 Index fund, you are investing in the 500 largest corporations in the United States—the asset class of large corporations.

There are indexes and index funds for most asset classes. By investing in an index, you are achieving the most diversification possible for that asset class without having to make individual investments, that is, without having to make any security selection decisions. This strategy of bypassing the security selection decision is called **passive management**. It also has the advantage of saving transaction costs (broker's fees) because you can invest in the entire index through only one transaction rather than the many transactions that picking investments would require.

In contrast, making security selection decisions to maximize returns and minimize risks is called **active management**. Investors who favor active management feel that the advantages of picking specific investments, after careful research and analysis, are worth the added transaction costs. Actively managed portfolios may achieve diversification based on the quality, rather than the quantity, of securities selected.

Also, asset allocation can be actively managed through the strategy of **market timing**—shifting the asset allocation in anticipation of economic shifts or market volatility. For example, if you forecast a period of higher inflation, you would reduce allocation in fixed-rate bonds or debt instruments, because inflation erodes the value of the fixed repayments. Until the inflation passes, you would shift your allocation so that more of your portfolio is in stocks, say, and less in bonds.

It is rare, however, for active investors or investment managers to achieve superior results over time. More commonly, an investment manager is unable to achieve consistently better returns within an asset class than the returns of the passively managed index^[1].

Summary

- Diversification can decrease portfolio risk through choosing investments with different risk characteristics and exposures.
- A portfolio strategy involves
 - capital allocation decisions,
 - asset allocation decisions,
 - security selection decisions.
- Active management is a portfolio strategy including security selection decisions and market timing.
- Passive management is a portfolio strategy omitting security selection decisions and relying on index funds to represent asset classes, while maintaining a long-term asset allocation.

? Exercises

1. What is the meaning of the expressions "don't count your chickens before they hatch" and "don't put all your eggs in one basket"? How do these expressions relate to the challenge of reducing exposure to investment risks and building a high-performance investment portfolio? View ING's presentation and graph on diversification and listen to the audio at <http://www.ingdelivers.com/pointers/diversification>. In the example, how does diversification lower risk? Which business sectors would you choose to invest in for a diversified portfolio?
2. Draft a provisional portfolio strategy. In your personal finance journal, describe your capital allocation decisions. Then identify the asset classes you are thinking of investing in. Describe how you might allocate assets to diversify your portfolio. Draw a pie chart showing your asset allocation. Draw another pie chart to show how life cycle investing might affect your asset allocation decisions in the future. How might you use the strategy of market timing in changing your asset allocation decisions? Next, outline the steps you would take to select specific securities. How would you know which stocks, bonds, or funds to invest in? How are index funds useful as an alternative to security selection? What are the advantages and disadvantages of investing in an index fund such as the Dow Jones Industrial Average? (Go to <http://money.cnn.com/data/markets/dow/> to find out.)
3. Do you favor an active or a passive investment management strategy? Why? Identify all the pros and cons of these investment strategies and debate them with classmates. What factors favor an active approach? What factors favor a passive approach? Which strategy might prove more beneficial for first-time investors?
4. View the online video blog "3 Keys to Investing" at www.allbusiness.com/personal-...4968227-1.html. What advice does the speaker, Miranda Marquit (October 26, 2007), have for novice investors? According to this source, what are the three keys to successful investing?

^[1] Much research, some of it quite academic, has been done on this subject. For a succinct (and instructive) summary of the discussion, see Burton G. Malkiel, *A Random Walk Down Wall Street*, 10th ed. (New York: W. W. Norton & Company, Inc., 2007).

This page titled [13.5: Diversification- Return with Less Risk](#) is shared under a [CC BY-NC-SA 3.0](#) license and was authored, remixed, and/or curated by [Anonymous](#) via [source content](#) that was edited to the style and standards of the LibreTexts platform.

13.6: Introduction- Investment Strategy

Once you have developed your investment policy statement and have determined your goals, risk tolerance, and constraints, it is time to choose a strategy and to act. Whether you entrust a professional advisor or you do it yourself—or both—depends on your confidence, knowledge, and the time and effort that you want to devote to your decisions. As is true of any personal finance decision, the ultimate responsibility for and consequences of your decisions are yours alone. Whatever you decide, the more you know about the practice of investment, the better an investor you will be.

There are four broad areas to take into account:

1. How to find and evaluate the information you need.
2. The agents and fees involved in securities trading.
3. The ethical standards and regulatory requirements of the securities industry.
4. The special considerations of investing internationally.

13.6: Introduction- Investment Strategy is shared under a [CC BY-NC-SA 3.0](https://creativecommons.org/licenses/by-nc-sa/3.0/) license and was authored, remixed, and/or curated by LibreTexts.

13.7: Investment Information

Learning Objectives

1. Explain how leading economic indicators are used to gauge the current economic cycle and the outlook for the economy.
2. Explain how indexes are used to gauge financial market activity and as benchmarks for asset classes and industries.
3. Identify and evaluate sources of information used to analyze and forecast corporate performance.
4. Sample and evaluate media outlets providing investment information and advice.

Investment information seems to be everywhere: in print, radio, television, Social Media, and Internet—24/7 and global. Successful investors are hailed as gurus and high-profile financial news reporters become celebrities. No shortage of commentators and pundits will analyze every morsel of news, but how can you find useful investment information to make investment decisions? Even more important, how can you find useful information that you can trust based on the reliability of its source?

Your investment decisions involve asset allocation and security selection. To make those decisions, you need information that will help you form an idea of the economy, industry, and company that affect your decisions. The three main kinds of information that investors use are economic indicators, market indexes, and company performance.

Economic Indicators

To gauge the economic environment or cycle, the most widely used measures are the following:

- Gross Domestic Product (GDP) is a common measure of the value of output.
- Inflation measures the currency's purchasing power.
- Unemployment measures the extent to which the economy creates opportunities for participation.
- Interest rates affect the future value of money.

The U.S. government tracks GDP, inflation, and unemployment through its agencies, such as the Federal Reserve Bank, the Bureau of Labor Statistics, and the National Bureau of Economic Research. Globally, the World Bank tracks similar statistics, which are widely reported in the media as recognized **benchmarks** of a nation's economic health.

In addition, interest rates are another financial market indicator. Interest rates are tracked intently because so much capital investment, consumer investment (for houses, cars, education), and even daily consumption relies on debt financing. The prime rate, the lowest available retail interest rate, and average mortgage rates are the most commonly followed rates.

Economists look at many other factors to measure the economy. The **index of leading economic indicators**, published monthly, includes the following:

1. The length of the average workweek (in hours)
2. Initial weekly claims for unemployment compensation
3. New orders placed with manufacturers
4. The percentage of companies receiving slower deliveries from suppliers (vendor performance)
5. Contracts and orders for new plants and equipment
6. Permits for new housing starts
7. The interest rate spread (difference) between the ten-year Treasury bond and the Federal Reserve Funds rate, the "overnight rate" that banks use to lend to each other
8. The index of consumer expectations (the University of Michigan Index)
9. Change in the value of the index of stock prices (for 500 common stocks)
10. Change in the money supply.

All these measures indicate how productive the economy is, how successful it is at creating jobs and incomes, and how much benefit it can create for consumers. A decline in the leading indicators for three consecutive months is thought to be a strong sign that the economy is in a downturn or even heading toward a recession.

Market Information

The health of financial markets is gauged by the values of various securities indexes that show the growth or decline of prices in various markets. The indexes are used to gauge the movement, direction, and rate of change as well as nominal value.

Tables 13.7.1 and 13.7.2 lists some examples of the many stock indexes and bond indexes and the publicly traded securities they track.

Table 13.7.1 : Examples of Stock Indexes

Stock Indexes	
Dow Jones Average (DJA)	60 leading corporations
Dow Jones Industrial Average (DJIA)	30 leading industrial corporations
S&P 500 (Standard & Poor's)	500 largest corporations (by capital value)
NASDAQ Composite	All companies listed on the NASDAQ exchange
Russell 3000	3,000 largest U.S. companies based on total market capitalization

Table 13.7.2 : Examples of Bond Indexes

Bond Indexes	
Dow Jones Corporate Bond Index	96 equally weighted, recently issued corporate bonds
Barclays Capital U.S. Government/Credit Bond Index	U.S. government, Treasury-related, and corporate bonds
J.P. Morgan Overseas Government Bond Index	Long-term, non-U.S. government bonds
J.p. Morgan Emerging Markets Bond Index (EMBI)	Government bonds issued by emerging countries

There is an index for anything that is traded: commodities, currencies, interest rate futures, and so on. Measures of market momentum include statistics such as the percentage of stocks that advanced (increased in value) or declined (decreased in value) or the volume of shares bought and sold. If more stocks advanced than declined, for example, that may suggest optimism for the stock market.

When interpreting index information, be aware of the investments an index represents. For example, the Dow Jones Industrial Average, or "the Dow," consists of the equity values of only 30 companies of the more than 5,000 publicly traded companies. The Dow is quoted widely and regularly. It was started in 1896 by Charles Dow, founder of Dow Jones, Inc., and the *Wall Street Journal*.

Some companies specialize in analyzing asset classes of particular securities. Two well-known analysts of mutual fund performance are Morningstar (www.morningstar.com), which is geared toward investors, and Lipper Reports (www.lipper.com), which is geared toward investment managers.

Indexes are used as benchmarks for an asset class or a sector of the economy. The Standard & Poor's (S&P) 500 Index is used to benchmark the performance of large company (large cap) stocks, for example, while the Dow Jones Transportation Index is used to compare the performance of the transportation industry to that of other industries.

Industry and Company Information

An industry's media is another place to research how an industry is doing. Most industries have online trade journals and magazines that can give you an idea of industry activity, optimism, and overall health. Another source are companies that specialize in research and analysis of industry and company data, such as D&B Hoovers (www.hoovers.com) or Value Line (www.valueline.com).

When professionals analyze a company for its investment potential, they look first at financial statements. You can access this data as well, because all publicly traded corporations must file both annual and quarterly financial reports with the U.S. Securities and Exchange Commission (SEC). Those files are then made available on the SEC's Web site (<http://www.sec.gov/edgar>) through Electronic Data Gathering and Retrieval (EDGAR), the SEC's data bank. The annual reports (10-Ks) are audited, and the quarterly reports (10-Qs) are unaudited, but both have to show the company's financial statements and report on important developments and plans or explain unusual financial results.

The 10-K and the 10-Q can give you a good sense of what and how the company has been doing or planning for the future. Similar corporate information may be found in the company's annual report, sent to shareholders and also available on the company's Web

site.

An annual report is a narrative of how the company is doing. It includes financial statements, dated at least two years back so that you can see the company's progress. It also includes a discussion, presented by the company's management, of the company's strategic plans, competitive environment, industry outlook, particular risk exposures, and so on. You can get a good sense of how well positioned the company is going forward from an annual report or 10-K.

Evaluating Sources of Information

Investment information is readily available. Accessing that information is easy, but evaluating its reliability may be difficult, along with knowing how to use it. It is important to distinguish between objective news and subjective commentary. A reporter should be providing unbiased information, while a commentator is providing a subjective analysis of it. A news article ideally conveys objective facts, while an editorial or opinion provides subjective commentary. Both kinds of "news" appear in all kinds of media, such as print, radio, television, and the Internet. Most print publications have continually updated Web sites, some with streaming video, and there are financial social networks and blogs providing online discussion and observation.

As you explore the sources of financial news, you will develop a sense of which ones are the most useful to you. Table 13.7.3 lists a selection of financial news sites to explore.

Table 13.7.3 : Sample of Financial News Sources

Publication	Web Site URL	About
The Economist	http://www.economist.com	Print and online magazine with daily comprehensive world financial news and opinion
The Wall Street Journal	http://online.wsj.com/home-page	Print and online newspaper with world news relating to business and investment
Barron's	https://www.barrons.com	Print online magazine with news relating to stock investing
Bloomberg	http://www.bloomberg.com/	Daily online data and commentary on companies and the financial markets
Market Watch	http://www.marketwatch.com/	Television, radio, print, and online news with articles about companies and comprehensive data on world financial markets
Smart Money	http://www.smartmoney.com/	Online financial news and advice for individual investors and small businesses
Kiplinger's	http://www.kiplinger.com/	Print and online personal finance information and advice for individual investors and small businesses
Motley Fool	http://www.fool.com/	Financial services site offering news, investment advice, and infotainment for individual investors
CNN Money	http://money.cnn.com/	Television, radio, mobile, and online business, financial, and personal finance news
Forbes Magazine	http://forbes.com/	Print, online, and broadcast business news, financial news, stock market analysis, and rankings
The Street	http://www.thestreet.com/	Online business news and personal finance and investing advice and stock picks

Publication	Web Site URL	About
World Financial	http://www.worldfinancialnewsnetwork.com/	Online portal for collection and analysis of investment information on public companies worldwide
The Suze Orman Show	http://www.suzeorman.com	Online and broadcast personal financial advice

As you survey these news sources, be aware of features that might lead you to trust an online source of information. The following are some questions to help you evaluate the credibility of a Web site^[1]:

1. Can the content be corroborated? (Check some of the facts.)
2. Is the site recommended by a content expert? (Look for a rating or recommendation.)
3. Is the author reputable? (Search on the author's name.)
4. Do you see the site as accurate? (Check with other sources.)
5. Was the information reviewed by peers or editors? (Read the reviews or logs.)
6. Is the author associated with a reputable organization? (Search on the organization.)
7. Is the publisher reputable? (Search on the publisher's name.)
8. Are the authors and sources identified? (Look for source citations or references.)
9. Do you see the site as current? (Check "last updated" or headline date.)
10. Do other Web sites link to this one? (Look for links.)
11. Is the site recommended by a generalist? (Ask a librarian.)
12. Is the site recommended by an independent subject area guide? (See site referrals.)
13. Does the domain include a trademark name? (Look for a trademark in the URL.)
14. Is the site's bias clear? (Read the "About." Look for a statement of purpose. Read the author's profile.)
15. Does the site have a professional look? (Look for a clean design and error-free writing.)

The more questions you can answer in the affirmative, the higher the credibility of the Web site and the more you can trust it as a source of information. The same questions can be extended to evaluate the reliability of specific online financial news sources.

One Web site which shows Web site resources for beginning investors is U.S. News and World Report (2)

Summary

- Useful investment information analyzes the current economic, industry, and company performance.
- Leading economic indicators are used to gauge the current economic cycle and the outlook for the economy.
- Indexes are used to gauge financial market activity and as benchmarks for asset classes and industries.
- Analysis and forecasting of company performance is based on publicly reported information from SEC filings and from corporate annual reports.
- Many media provide investment information and advice for both experienced and novice individual investors, and such advice is readily available online.
- The key to finding useful information is in understanding the credibility and reliability of its source.

Exercises

1. What four measures are the most important indicators of the health of the economy? What are the other leading economic indicators? Go to a financial news source to find out the status of all the economic indicators at this time. Make note of your findings and the date for purposes of comparison. How does the information inform you as an investor? Discuss with classmates the implications of the economic indicators for investing. For example, read the results of the most recent [Consumer Confidence Survey](#). How might these survey results inform you as an investor?
2. Visit the [SEC's EDGAR site](#). Take the tutorial to familiarize yourself with how the site works and then click on "Search for Company Filings." Enter the name of a company with a publicly traded stock of interest to you. Then click on the company's most recent annual report it filed with the SEC. Read the annual report in its entirety, including parts you don't understand. Jot down your questions as you read as if you are thinking of buying shares in that company. What information encourages you in that decision? What information raises questions or concerns? Go to the company's Web site and check

its online documents, news, updates, and the current status of its stock. Are you further encouraged? Why or why not? Where can you go next to get data and commentary about the company as an investment opportunity?

3. Survey the news sources listed in Figure 14.4 and number the sites to rank them in order of their usefulness to you at this time. Record in your personal finance journal your top five sources of financial information and why you chose them.
4. Have you ever mistaken a press release or a blog for hard news when looking for information online? How do you assess the reliability and accuracy of financial (and other) news you read online? Discuss with classmates the positions taken in this debate. In your personal finance journal, write an essay expressing your own conclusions about trusting financial information you find online and using it to make personal finance decisions.

^[1] Dax R. Norman, "Web Sites You Can Trust" *American Libraries* (August 2006) 36. Also see the Librarians' Internet Index of Web Sites You Can Trust, lii.org/ (accessed June 2, 2009).

(2) Coryanne Hicks, "5 of the Best Investment Websites for Beginners", U.S. News and World Report (October 2024)
1. <https://money.usnews.com/investing/a...-for-beginners> (accessed December 8, 2024).

This page titled [13.7: Investment Information](#) is shared under a [CC BY-NC-SA 3.0](#) license and was authored, remixed, and/or curated by [Anonymous](#) via [source content](#) that was edited to the style and standards of the LibreTexts platform.

13.8: Investing and Trading

Learning Objectives

1. Identify the important differences between types of investment agents.
2. Describe the different levels of service offered by investment agents.
3. Analyze the different fee and account structures available to investors.
4. Differentiate the types of trading orders and explain their roles in an investment strategy.

The discussion of investment so far has focused on the ideas behind your investment plan, but to be useful to you, your plan has to be implemented. You have to invest, and then, over time, trade. How do you access the capital markets? How and when do you buy, sell, or hold?

To answer these questions you need to know the types of agents who exercise trades in the financial markets; the types of services, accounts, and fees they offer; and the kinds of trading orders they execute on your behalf.

Agents: Brokers and Dealers

The markets or exchanges for stocks, bonds, commodities, or funds are membership organizations. Unless you are a member of the exchange, you cannot trade on the exchange without hiring an agent to execute trades for you. Trading essentially is buying and selling.

As you've read in Chapter 12, a **broker** is an agent who trades on behalf of clients to fulfill client directives. A **dealer** is a firm that is trading for its own account. Many firms act as **broker-dealers**, trading on behalf of both clients and the firm's account. Many brokers, dealers, and broker-dealers are independent firms, but many are subsidiaries or operations of large investment banks, commercial banks, or investment companies.

Firms may offer different levels of brokerage services:

- **Discretionary trading** means that the broker is empowered to make investment decisions and trades on behalf of the client.
- **Advisory dealing** means that the broker provides advice and guidance to the client, but investment decisions remain with the client.
- **Execution-only** service means that the broker's only role is to execute trades per the investor's decisions.

Almost all brokerages provide online and mobile access, and most allow you to access your account information, including trading history, and to place orders and receive order confirmations online. Some discount brokers operate only online, that is, they have no retail or storefront offices at all. This allows them to lower costs and fees. Most brokerages still send out hard copies of such information as well. Some also provide research reports and tools such as calculators and data for making asset allocation decisions.

Fees

As firms offer different levels of service, their compensation or fee structures may vary. A broker is compensated for executing a trade by receiving a commission based on the volume of the security traded and its price. A discount broker may offer lower commissions on trades but may provide execution-only services.

A firm may offer all levels of service or specialize in just one. Large discount brokers such as Fidelity, Scottrade, or Charles Schwab may provide a full range of services along with execution-only services that charge lower commissions on trades. Other discount brokers and online-only brokers may charge a lower flat fee per trade, rather than a commission on the amount of the trade. Some firms charge a commission on trades and a fee for advisory or discretionary services. The fee is usually a percentage of the value of the portfolio. Some charge a flat fee for a quarterly or annual portfolio check-up and advisory services.

Both the commission-based and the fee-based compensation structures have critics. The commission-based structure results in more compensation for the broker (and more cost for you) if there are a greater number of trades. This can lead some brokers to engage in excessive trading, called **churning**—an unwarranted and unnecessary amount of trading in your account for which the broker is being compensated.

On the other hand, a fee structure based on a percentage of the value of the assets under management can reward a broker for doing nothing. If the economy expands and asset values rise, the value of the portfolio—and therefore the broker's compensation—may

rise without any effort on the broker's part.

The most economical recourse for an investor is to find a broker who charges a flat fee for advisory services, independent of portfolio size, and discount fees for commissions on trading. The costs of investing and trading depend on how much trading you do and how involved you are in the investment decisions. The more of the research and advisory work you do for yourself, the less your costs should be.

Brokerage Accounts

Two basic types of brokerage accounts are cash accounts or margin accounts. With a **cash account**, you can trade using only the cash you deposit into the account directly or as a result of previous trades, dividends, or interest payments. The cash account is the most common kind of brokerage account.

With a **margin account**, you may trade in amounts exceeding the cash available in the account, in effect borrowing from your broker to complete the financing of the trade. The investor is said to be "trading on margin." The broker usually requires a minimum value for a margin account and extends credit based on the value of the cash and securities in the portfolio. If your portfolio value drops below the minimum-value threshold, perhaps because securities values have dropped, then you may be faced with a **margin call**. The broker calls on you to deposit more into the account.

Investors pay interest on funds borrowed on margin. As regulated by the Federal Reserve, the amount of an investment financed by debt or bought on margin is limited. The **margin requirement** is the percentage of the investment's value that must be paid for in cash.

Custodial accounts are accounts created for minors under the federal Uniform Gifts to Minors Act (UGMA) of 1956 or the Uniform Transfers to Minors Act (UTMA) of 1986. The account is legally owned by the minor and is in his or her name, but an adult custodian must be named for the account. Otherwise, the owner of a brokerage account must be a legal adult. The account is created at a bank, brokerage firm, or mutual fund company and is managed by an adult for an underage child (as defined by the state).

Establishing a brokerage account is as easy as opening a bank account or credit card account. You will need a good credit rating, especially for a margin account, a reasonable source of income, and a minimum deposit of assets. Many brokers allow you to transfer assets from another brokerage account with minimal effort.

Brokerage Orders

You need not be an expert in the arcane language brokers use to describe trades, so long as you understand the basic types of orders you can request. Say you want to buy a 100 shares of X Corporation's common stock. You call your broker and ask the price. The broker says that at this moment, the market is "50 bid-50.25 ask." Stock exchanges are auction markets; that is, buyers bid what they are willing to pay and sellers ask what they're willing to accept. If the market is "50 bid-50.25 ask," this means that right now the consensus among buyers is that they are willing to pay \$50 per share, while sellers are willing to accept \$50.25. The "bid-ask spread" or difference is 25 cents.

If you then place a **market order** to buy a 100 shares, the order will be executed at the lowest asking price—the least that the seller is willing to accept. In other words, you will pay \$50.25 per share, the asking price, to buy the stock.

You could also place a **limit order** to buy the shares when the price is lower, say \$45 per share (or to sell when the price is higher, say \$55), specifying how long the order is in effect. If the price goes down to \$45 (or up to \$55) within the period of time, then your limit order will be filled, and otherwise it will not.

When you buy a security, you are said to have a **long position** in that security; you own it. You could close out your position by selling it. When you "go long" in a security, you are expecting its value to rise, so that you can buy it for a lower price and then sell it for a higher price.

Alternatively, you could create a **short position** in the security by borrowing it from your broker, selling it, and then buying it back and returning it to your broker at some specified point in the future. When you "short" a security, you are expecting its value to decrease, so that you can sell it at a high price and then buy it back at a lower price.

Other specialized kinds of orders include a **stop-loss order**, where you direct that the stock be sold when it reaches a certain price (below the current price) in order to limit your potential loss if the value decreases. You can use a **stop-buy order** to buy a stock at a certain price (above the current price) if you have "shorted" a security and want to limit your loss if its value rises.

If you are following a "buy-and-hold" strategy, you are establishing positions that you plan to hold for a long time. With this strategy you probably will do well to use a market order. Over the long term that you hold your position, the daily fluctuations in price won't matter.

Summary

- A broker trades on behalf of clients; a dealer trades for its own account, and a broker-dealer does both.
- Brokers, dealers, and broker-dealers may be independent firms or subsidiaries of investment banks, commercial banks, or investment companies.
- Firms may offer several levels of brokerage services, defining their roles as active manager, advisor, and/or traders:
 - discretionary trading,
 - advisory dealing,
 - execution only.
- Brokerage fees are based on the level of service provided and may consist of
 - commissions on trading,
 - advisory fees based on portfolio value, or
 - a flat fee for management.
- Brokerage accounts may be
 - cash accounts,
 - margin accounts, or
 - custodial accounts.
- Trading orders allow you to better execute a specific trading strategy:
 - market orders,
 - limit orders,
 - stop-loss orders, or
 - stop-buy orders.

Exercises

1. Read the information at the following sites about choosing an investment broker or brokerage firm: <http://beginnersinvest.about.com/od/choosingabroker/a/brokeraccount.htm> and www.msmonney.com/mm/investing/...rage_firms.htm. In your personal finance journal, record the top ten questions about a broker or brokerage that will guide your choice. What answers will you be looking for? See how the investment industry evaluates brokers at <http://www.smartmoney.com/investing/economy/smartmoneys-annual-broker-survey-23119> and <http://www.moneybluebook.com/reviews-of-the-best-online-discount-brokers>.
2. What information (or inspiration) useful for personal finance can you get at Money Blue Book (<http://www.moneybluebook.com>)? How would you evaluate the Money Blue Book Web site as a source of financial news, information, and advice? In your opinion, how do sites such as Money Chimp (<http://www.moneychimp.com/>) and Get Rich Slowly (<http://www.getrichslowly.org/blog/>) compare?
3. At the following Web sites, survey the argots, or "secret" vocabularies, that brokers use to discuss trades. From each glossary select five words relevant to you and their definitions to record in your personal finance journal.
 - Stock Trading: <https://www.schwab.com/learn/story/i...nd-definitions>
 - Bond Trading: www.bondsonline.com/asp/trading/glossary.asp
 - Futures Trading: www.webtrading.com/glossary.htm
 - Currency Trading (Foreign Exchange, or FOREX): <https://www08.wellsfargomedia.com/as...e-glossary.pdf>

This page titled [13.8: Investing and Trading](#) is shared under a [CC BY-NC-SA 3.0](#) license and was authored, remixed, and/or curated by [Anonymous](#) via [source content](#) that was edited to the style and standards of the LibreTexts platform.

13.9: Ethics and Regulation

Learning Objectives

1. Discuss the reasons that investing behavior may be unethical.
2. Identify the key professional responsibilities of investment agents.
3. Describe practices that investment agents should pursue or avoid to fulfill their professional responsibilities.
4. Explain how investment agents are regulated.
5. Debate the role of government oversight in the securities industry.

Financial markets, perhaps more than most, seem to seduce otherwise good citizens into unethical or even illegal behavior. There are several reasons:

1. Investing is a complex, volatile, and unpredictable process, such that the complexity of the process lowers the probability of getting caught.
2. The stakes are high enough and the probability of getting caught is low enough so that the benefits can easily seem to outweigh the costs. The benefits can even blind participants to the costs of getting caught.
3. The complexity of the situation may allow some initial success, and the unethical investor or broker becomes overconfident, encouraging more unethical behavior.
4. Employers may put their employees under pressure to act in the company's interests rather than clients' interests.

To counteract these realities there are three forces at work: market forces, professional standards, and legal restrictions. But before these topics are discussed, it is useful to review the differences between ethical and unethical, or professional and unprofessional, behaviors in this context.

Professional Ethics

Investment intermediaries or agents such as advisors, brokers, and dealers have responsibilities to their clients, their employers, and to the markets. In carrying out these responsibilities, they should demonstrate appropriate professional conduct. Professional conduct is ethical, that is, it is based on moral principles of right and wrong as expressed in the profession's standards of conduct.

Brokers and advisors should always deal objectively and fairly with clients, putting clients' interests before their own. In other words, a broker should always give higher priority to the client's wealth than to his or her own. When acting on a client's behalf, a broker should always be aware of the trust that has been placed on him or her and act with **prudence** and care. The principle of **due diligence** stipulates, for example, that investment advisors and brokers must investigate and report to the investor every detail of a potential investment.

Kim receives an order from a client to sell shares because the client believes the stock price will drop. Kim believes the client is right and so decides to sell her own personal shares in that stock as well. She places the order to sell her shares first, so that if the price drops as she sells, her shares will be sold at a higher price. She places the order to sell the client's shares after the price has dropped. This practice of taking advantage of the client by not putting the client first is called **front-running**. According to professional ethics, Kim should be putting her client's interest—and order—ahead of her own.

Professional ethics call for brokers and advisors to disclose any potential conflicts of interest they may have. They also should be diligent and thorough when researching investments and making recommendations and should have an objective basis for their advice. Investment recommendations should be suitable for the client, and advice should be given with the best interests of the client in mind.

Shonte is a financial advisor for a large broker-dealer that has acquired a large position in a certain bond issue. It now owns a lot of bonds. Wanting to reduce the company's exposure to risk from that position, Shonte's boss suggests that whenever possible, she should advise her clients to add this bond to their portfolios. That way the company can use its clients to buy its bonds and reduce its position. This conduct is unethical, however. Shonte should not automatically recommend the bond to all her clients, because her advice should be based solely on the individual clients' interests and needs, not the company's.

An advisor or broker should

- be forthcoming about how the investment analysis was done and the changes or events could affect the outcome;
- not present himself or herself as a "guru" with a special or secret method of divining investment opportunities;

- clearly explain the logic and grounding for all judgments and advice;
- not try to pressure you into making an investment decision or use threats or scare tactics to influence you;
- communicate regularly and clearly with you about your portfolio performance and any market or economic changes that may affect its performance.

In addition to being loyal to clients, brokers and advisors are expected to be loyal to employers, the professions, and the financial markets. Accepting side deals, gifts, or "kickbacks," for example, may damage a company's reputation, harm colleagues as well as clients, and betray the profession. Loyalty to market integrity is shown by keeping the markets competitive and fair. For example, brokers should use only information available to all. Information from private sources to which others do not have access is **insider information**, and making trades on the basis of insider information is called **insider trading**.

For example, Jorge, a broker, just found out from a client that the company she works for is about to be granted a patent for a new product. The information has not yet been announced publicly, but it will almost certainly increase the value of the company's stock. Jorge is tempted to buy the stock immediately, before the news breaks, both for his employer's account and his own. He would almost surely profit and gain points with his boss as well. But that would be wrong. Trading on insider information would be disloyal to the integrity of the markets, and it is illegal.

Brokers and advisors should not manipulate markets or try to influence or distort prices to mislead market participants. Attempts to do so have become more widespread with the tremendous growth of electronic communications. For example, Tom, a dealer, has just shorted a large position in a tech stock. On his widely read social media site, he announces that his "research" has revealed serious weaknesses in the tech company's marketing strategy and rumors of competitors' greater advantages in the market. Tom has no factual basis for his reporting, but if his "news" causes the price of the tech stock to fall, he will profit from his short position. Tom's attempts to manipulate the market are unethical and unprofessional.

Regulation of Advisors, Brokers, and Dealers

It is often said that the financial markets are self-regulating and self-policing. Market forces may be effective in correcting or preventing unprofessional conduct, but they often don't, so there are also professional and legal sanctions.

Sanctions provide deterrence and punishment. Registered brokers and advisors, and their firms, typically are members of professional organizations with regulatory powers. For example, professional organizations have qualifications for membership and may award credentials or accreditation that their members would not want to lose.

There are many professional designations and accreditations in the investment advising and brokerage fields (Chapter 1). However, keep in mind that no professional affiliation or designation is required to give investment advice.

The U.S. securities industry is formally regulated by federal and state governments. Government sanctions and limits have been imposed gradually, usually after a major market failure or scandal, and so form a collection of rules and laws overseen by a variety of agencies.

The Securities and Exchange Commission (SEC) is a federal government agency empowered to oversee the trading of securities and the exchanges in the capital markets. It was created in 1934 in response to the behavior that precipitated the stock market crash in 1929 and the subsequent failure of the banking system. The SEC investigates illegal activities such as trading on insider information, front-running, fraud, and market manipulation.

The SEC also requires information disclosures to inform the public about companies' financial performance and business strategy. Investors must report to the SEC their intention to acquire more than 5 percent of a company's shares, and business executives must report to the SEC when they buy or sell shares in their own company. The SEC then tries to minimize the use of insider information by making it publicly available.

The SEC delegates authority to **self-regulatory organizations (SROs)**, such as the National Association of Securities Dealers (NASD), and the national stock exchanges, such as the New York Stock Exchange (NYSE). NASD and the exchanges uphold industry standards and compliance requirements for trading securities and operating brokerages.

In 2007, the SEC created a new SRO that reincorporated the NASD, renamed as the Financial Industry Regulatory Authority (FINRA). FINRA's job is to focus exclusively on the enforcement of rules governing the securities industry. In addition, Congress created the Municipal Securities Rulemaking Board (MSRB) as an SRO. The MSRB's job is to create rules to protect investors involved with broker-dealers and banks that trade in tax-exempt bonds and Internal Revenue Code Section 529 Qualified Tuition Programs.

Figure 13.9.1 shows the structure of the securities industry's regulatory environment.

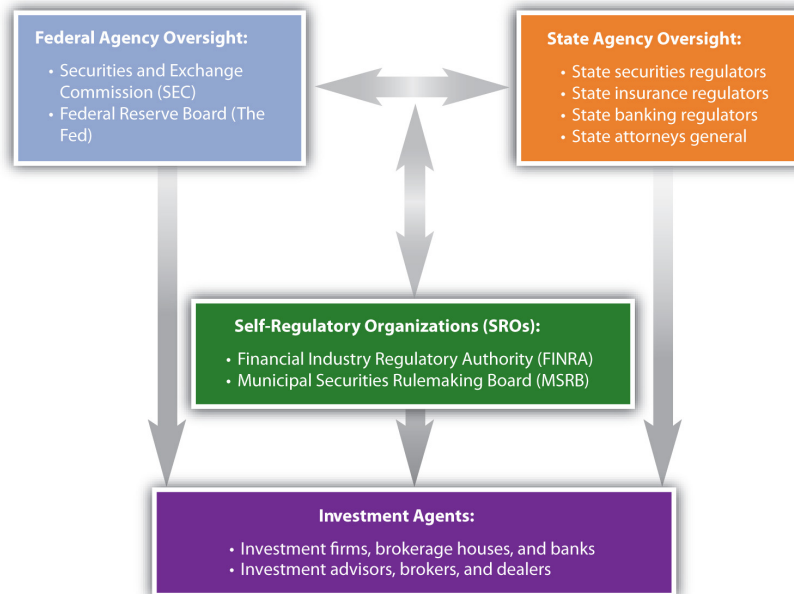


Figure 13.9.1 : Regulatory Environment of the U.S. Securities Industry

The Federal Reserve regulates banks and the banking system. When investment brokering and advising are services of investment or commercial banks, their actions may fall under the control of both the SEC and the Fed, as well as state banking and insurance regulators. States license investment agents. Also, each state's attorney general is responsible for investigating securities violations in that state.

Government regulation of capital markets has long been a contentious issue in the United States. During periods of expansion and rising asset prices, there is less call for regulation and enforcement. Clients and investment agents may have fewer complaints because of investment gains and increasing earnings. When a bubble bursts or there is a true financial crisis, however, then investors demand protections and enforcement.

For example, after the stock market crash in 1929 and the widespread bank failures of 1930–1933, the Glass-Steagall Act was passed in 1933 to establish the Federal Deposit Insurance Corporation (FDIC) and take measures to reduce market speculation. A second Glass-Steagall Act, which was passed the same year and officially named the Banking Act of 1933, separated investment and commercial banking to reduce potential conflicts of interest when a bank is issuing securities for a firm that it is also lending to. In 1999, however, after years of economic expansion and at the height of the tech stock bubble, the Gramm-Leach-Bliley Act effectively repealed the Banking Act of 1933, opening the way for the consolidation of the banking industry. This consolidation led to the introduction of "one-stop-shopping" banks, which provide investment, commercial, and retail banking services all under one roof.

The financial and banking crisis that began in 2007 led to calls for increased regulation and a larger role for the federal and state governments in regulating the banking and securities industries. While history shows that the kinds of regulation and amount of government oversight vary, there clearly will always be a role for federal and state government regulators.

Investor Protection

As an investor, you have recourse if a broker or advisor has been unethical, unprofessional, or criminal in his or her conduct. If the offending agent is working for a brokerage firm or bank, a complaint to a superior is sometimes all that is needed. The firm would prefer not to risk its reputation for one "bad apple."

If you are not satisfied, however, you can lodge a formal complaint with a professional organization such as the relevant SRO. The SROs have standard procedures in place and will investigate your complaint. If necessary, the offender will be punished by a suspension or permanent removal of his or her professional designation or certification.

You can also complain to the SEC or a state or federal consumer protection agency, file suit in civil court, or press for a criminal complaint. Due to their complexities, investment cases are often somewhat difficult to prove, so you should consult with an

attorney who is experienced with such cases. Often when a broker or advisor has used illegal practices, she or he has done so with more than one client. When you are not the only victim, the state or federal prosecutor or your lawyer may choose to bring a class action suit on behalf of all the client-victims.

As always, the best defense is to take care in choosing an investment advisor or broker. Most investment agents are chosen by word of mouth, recommendations from trusted family members, friends, or colleagues who have been satisfied clients. Before you choose, check with the professional organization with which he or she claims affiliation or certification and review any records of past complaints or offenses. You can also check with government agencies such as your state's attorney general's office.

Your choice of advisor or broker depends largely on your expected use of services, as suggested in Table 13.9.2 .

Table 13.9.2 : Choosing an Investment Advisor or Broker

Your Role	Agent's Role	Type of Firm
You anticipate doing your own research and making our own investment decisions.	You want convenient access and someone to execute trades for you at secure, accessible, and informative brokerage.	National or international firm with many branches Internet brokerage available 24/7 Brokerage account at a one-stop shopping bank
You are looking for a lot of personal guidance and investment advice.	You want an advisor to provide independent advice on investment planning and asset allocation and a separate broker who is willing to discuss research as it relates to your plan and to implement your trades. The advisor and the broker each act as a ""second opinion"" to the other.	A certified financial advisor A highly rated, stable brokerage firm or discount brokerage

You will be investing over a lifetime. The economic, market, and personal circumstances will change, and your plans and strategies will change, but your advisors and brokers should be able to help you learn from experience and prosper from—or despite—those changes.

Summary

- Investing behavior may be unethical because
 - its complexity lowers the probability of getting caught,
 - the stakes are high,
 - initial success may encourage more unethical behavior,
 - companies may expect that their interests have priority.
- Investment agents have responsibilities to
 - their clients,
 - employers,
 - professions,
 - markets.
- To fulfill those responsibilities, brokers should always put the interests of clients, employers, professions, and markets before their own and so should not practice
 - front-running,
 - insider trading,
 - market manipulation.
- Regulation of investment agents comes from
 - market forces,
 - professional associations and self-regulating organizations,
 - state and federal government oversight and enforcement agencies.
- Levels of government oversight are politically contentious and subject to change.

- Through consumer protection laws, investors have recourse for losses from unprofessional or illegal behavior. The best protection is to make good choices among financial advisors and investment brokers.

? Exercises

1. Read the [Securities and Exchange Commission's mission](#). In what ways is the SEC your advocate as an investor? List your answers in your personal finance journal. Disclosure, fair dealing, and transparency are the SEC's watchwords. To what do they refer? The SEC is a complex government agency. What are its divisions? What organizations does the SEC work with? What laws does the SEC enforce? What number can you call if you have a question or complaint about your experience as an investor?
2. Go to the SEC's site on [self-regulatory organizations of the securities industry](#). Click on an SRO and read the new rules it is making. Discuss with classmates how you would comment on them, as you are invited to do. Find out what is a national market system plan, a category of SROs. What do the National Market System (NMS) plans do? To see NMS plans in action, go to a Web site where you can see streaming ticker tape, such as [Google Finance](#). How does what you see on the streaming ticker tape relate to the regulatory environment of the world of investing?
3. Debate with classmates the desirability of government regulation of the financial markets at the federal, state, and organizational levels. What impacts do regulation and deregulation have on the economy, the markets, and you as an investor? What are some concrete examples of those impacts? Write an essay declaring and supporting your position on this issue.

This page titled [13.9: Ethics and Regulation](#) is shared under a [CC BY-NC-SA 3.0](#) license and was authored, remixed, and/or curated by [Anonymous](#) via [source content](#) that was edited to the style and standards of the LibreTexts platform.

13.10: Investing Internationally- Risks and Regulations

Learning Objectives

1. Identify the unusual risks of foreign investing compared to domestic investing.
2. Discuss the use of the Economic Freedom Index.
3. Explain the role of international investments in an investment strategy.

Investing is global. While the financial markets and the capital markets may resemble a global village, it is also true that investing in assets governed by foreign standards and regulations creates additional concerns.

Investments in foreign securities are used to diversify an investment portfolio's economic risk. The United States, most nations in Europe, and Japan have highly developed economies. Other economies may be developing, such as India and China, or may be emerging, such as Nigeria and Bolivia, and may be using different strategies to achieve different rates of growth. The world economy is truly global, however, because although different economies may be in different stages of development, they are all intimately linked through trade.

Different economies offer different kinds of opportunities because of where they are in their progress toward free-market economic diversification and stability. Along with different opportunities, however, they also offer different risks.

These risks run the gamut from the challenge of interpreting information correctly to the risk that too much or too little regulation will interfere with market forces. International investing also embodies risks relating to foreign markets, economies, currencies, and politics.

Investment Information

A general concern in international investing is the flow and quality of information. You make investment decisions by gathering and evaluating information. That information is useful to you because you know how to interpret it, because you know the standardized way in which that information was gathered and prepared.

In the United States, financial statements are prepared using Generally Accepted Accounting Principles or GAAP, the rules that frame accounting judgments. Those statements may then be audited by an independent Certified Public Accountant (CPA) to ensure that the accounting rules have been followed.

In other countries, however, accountants do not use GAAP but prepare financial statements by somewhat different rules. Some of those differences relate significantly to asset valuations, a key factor in your decision to invest. When you read financial reports written for foreign companies, therefore, you need to remain mindful that they are written under different rules and may not mean the same as financial reports following the U.S. GAAP. At the very least, you should determine whether the statements you are reading were independently audited.

Other countries also have different standards and procedures for making information available to investors. One reason that the SEC requires filings of annual and quarterly reports is to make information publicly and readily available. Other countries may not have such corporate filing requirements. Information may be harder to get, and the information that you do get may not be as complete or as uniform.

Other kinds of information are also important. A good brokerage or advisory firm will have analysts and researchers "on the ground," tracking economic and cultural influences in foreign countries as well as corporations with promising earnings.

Market, Economic, and Currency Risks

Unless a foreign security is listed on an American exchange, you or your broker will have to purchase it through a foreign exchange. In the United States, a substantial volume of trade keeps markets liquid, except in relatively rare times of crisis. This may not be true on some foreign exchanges. In active major capital markets such as in Western Europe and Japan, there will be plenty of liquidity, but in some emerging markets, such as in Africa, there may not be. This means that your risk in holding an investment increases, because you may find it difficult to sell when you want to, just because the market is not liquid at that time.

Market risk also affects pricing. Market liquidity and the volume of trade help the market to function more efficiently in the pricing of assets, so you are more likely to get a favorable price when trading.

Foreign investments are often used to diversify domestic investments just because foreign economies are different. They may be in different business cycles or in different stages of development. While the United States has a long-established, developed market economy, other countries may have emerging market economies with less capitalization and less experience in market-driven economic patterns.

Other economies also have different strengths and weaknesses, sources of growth, and vulnerabilities. The U.S. economy is fairly well-diversified, whereas another economy may be more dependent on fewer industries or on commodities or natural resources whose prices are volatile. Prospects for economic growth may differ based on health care and education, tax policies, and trade policies. You want to be sure that your investment is in an economy that can nurture or at least accommodate growth.

Perhaps the greatest risk in international investing is **currency risk**, the risk to the value of the foreign currency. To invest overseas, you may have to use foreign currency, and you receive your return in foreign currency. When you change the foreign currency back into your own currency, differences in the values of the currencies—the exchange rate—could make your return more or less valuable.

Tim decides to invest in a French business when the exchange rate between the euro (France) and the dollar (U.S.) is $\text{€}1.00 = \$1.00$. So, Tim buys $\text{€}1,000$ of the French company's stock for $\$1,000$ (assuming no transaction costs for the currency exchange or for broker's fees). One year goes by and Tim decides to sell the stock. The stock is the same price, $\text{€}1,000$, but the exchange rate has changed. Now $\text{€}1.00 = \$0.87$. If Tim sells his stock, even though its value has not changed, his $\text{€}1,000$ will only come to $\$870$. Tim has incurred a loss, not because the value of the investment decreased, but because the value of his currency did.

The exchange rate between two currencies fluctuates, depending on many macroeconomic factors in each economy. At times there can be considerable volatility. Exchange rates are especially affected by inflation, especially when the spread in exchange rates between two countries is greater. When you are investing abroad, consider the time period you expect to hold your investment and the outlook for exchange rate fluctuations during that period.

Political Risks

Governments protect an economy and participate in it as both consumers and producers. The extent to which they do so is a major difference between governments and their economies.

The government's role in an economy influences its growth potential. When investing in a foreign company, you should consider the government's effect on its growth. Economic and political stability are important indicators for growth.

Because investing is long term, investors try to predict an investment's performance, and forecasting requires a stable context. The type of economy or government is less relevant than its relative stability. A country given to economic upheaval or with a history of weak governments or high government turnover is a less stable environment for investment.

Market-based economies thrive when markets thrive, so anything the government does to support markets will foster a better environment for investing. While some market regulation is helpful, too much may work against market liquidity and thus investors. A central bank that can encourage market liquidity and help stabilize an economy is also helpful.

In 1995 the Heritage Foundation and the *Wall Street Journal* created the Index of Economic Freedom (IEF) to try to measure a country's welcoming of investment and encouragement of economic growth. Using data from the World Bank and the International Monetary Fund (IMF), the IEF is based on 12 indicators of economic freedom that measure the governments' support and constraint of individual wealth and trade (1);

- **Rule of Law** (property rights, government integrity, judicial effectiveness);
- **Government Size** (government spending, tax burden, fiscal health);
- **Regulatory Efficiency** (business freedom, labor freedom, monetary freedom); and
- **Open Markets** (trade freedom, investment freedom, financial freedom).

Figure 13.10.1 shows the Index of Economic Freedom compiled by the Heritage Foundation for 2009^[1]. The blue countries, notably the United States, Canada, and Australia, are the most "free" and the red countries (concentrated in central and sub-Saharan Africa, parts of the Middle East, and some states of the former U.S.S.R.) are the least.

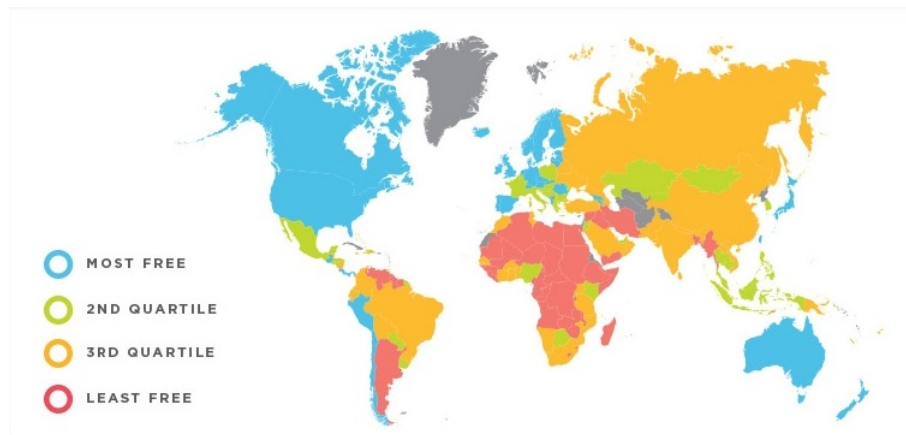


Figure 13.10.1 : Index of Economic Freedom

Governments can change, peacefully or violently, slowly or suddenly, and can even change their philosophies in governing, especially as they affect participation in the global economy. Fiscal, monetary, and tax policies can change as well as fundamental attitudes toward entrepreneurship, ownership, and wealth. For example, the sudden nationalization or privatization of companies or industries can increase or decrease growth, return potential, market liquidity, volatility, and even the viability of those companies or industries. Because changes in fundamental government policies will affect the economy and its markets, you should research the country to learn as much as possible about its political risks to you as an investor.

Foreign Regulatory Environments

One of the largest political risks is regulatory risk: that a government will regulate its economy too little or too much. Too little regulation would reduce the flow of information, allowing companies to keep information from investors and trade on inside information. A lack of regulatory oversight would also allow more unethical behavior, such as front-running and conflicts of interest.

Too much regulation, on the other hand, could stifle liquidity and also increase the potential for government corruption. The more government officials oversee more rules, the more incentive there may be for bribery, favoritism, and corruption, raising transaction costs and discouraging investment participation.

In addition to a body of laws or rules, regulation also requires enforcement and judicial processes to ensure compliance with those rules. If there is little respect for the rule of law, or if the rule of law is not consistently enforced or is arbitrarily prosecuted, then there is greater investment risk. Inappropriate levels of regulation lead to increased information costs, transaction costs, and volatility.

Often, foreign investments seem promising in part because economic growth may be higher in an emerging economy, and often, they are. Such economies often have higher levels of risk, however, because of their emergent character. Before you invest, you want to be aware of the political and regulatory environment as well as the economic, market, and investment-specific risks.

Summary

- The flow, quality, and comparability of information are concerns in international investing.
- Investing internationally may pose unusual risks compared to domestic investing, such as
 - market or liquidity risk,
 - economic risk,
 - currency risk,
 - political risk,
 - regulatory risk.
- The Index of Economic Freedom measures a country's economic environment, growth potential, and regulatory cost, which affect investment risk.
- Greater investment risks require more research to gauge their effects on an investment opportunity and the overall investing environment.

? Exercises

1. Visit the [International Accounting Standards Board \(IASB\)](#). What is the IASB's mission? What is the value of this mission for international investing today? What are the International Financial Reporting Standards (IFRS)? How could the IFRS strengthen the global economy and aid investors in the international markets? Write a summary of the IASB's [Conceptual Framework for Financial Reporting, 2018](#). If adopted by countries in which you wish to invest, how would this framework work to your advantage? Now read [Investopedia's explanation of the differences](#) between international accounting standards (IAS) and the generally accepted accounting standards (GAAP) used in the United States. What would be the advantage of every country having the same GAAP?
2. Use a currency converter such as [Xe](#) to sample differences between foreign currencies and the U.S. dollar. For example, how much is one euro worth compared to the U.S. dollar? On the foreign currency exchange what are the minimum bid and ask prices for euros? Did the price rise or fall compared to the previous day? Check foreign exchange rates at [XRates](#). Choose three currencies to compare with the American dollar (USD) and look at the tables or graphs showing the comparison history of those currencies. Which of the three currencies has been the most volatile? Which currency is presently closest to par with the U.S. dollar?
3. Examine the [Index of Economic Freedom](#). What is economic freedom? In the 2023 Index, which economies are freer than the United States? Visit the [World Bank](#) and the [IMF](#). What role do these organizations play in international finance? For example, what is the World Bank doing to help increase investment opportunities in developing countries such as the Republic of Indonesia? How does the IMF seek to strengthen the international financial markets?

[1] (2) The Heritage Foundation, "The Index of Economic Freedom," <https://www.heritage.org/index/pages/report> Reproduced courtesy of the Heritage Foundation (accessed July 19, 2024).

This page titled [13.10: Investing Internationally- Risks and Regulations](#) is shared under a [CC BY-NC-SA 3.0](#) license and was authored, remixed, and/or curated by [Anonymous](#) via [source content](#) that was edited to the style and standards of the LibreTexts platform.

CHAPTER OVERVIEW

14: Investment Options and Opportunities

This chapter investigates investments commonly made by individual investors and their use in and risks for building wealth as part of a diverse investment strategy.

- 14.1: Stocks Overview (Introduction)
- 14.2: Stocks and Stock Markets
- 14.3: Stock Value
- 14.4: Common Measures of Value
- 14.5: Equity Strategies
- 14.6: Bonds Overview (Introduction)
- 14.7: Bonds and Bond Markets
- 14.8: Bond Value
- 14.9: Bond Strategies
- 14.10: Mutual Funds, Real Estate, Collectibles Overview (Introduction)
- 14.11: Mutual Funds
- 14.12: Alternate Perspectives
 - 14.12.1: Bonds
 - 14.12.2: Saving and Investing
 - 14.12.3: Stocks
 - 14.12.4: Mutual Funds
 - 14.12.5: Video- How does the stock market work

This page titled [14: Investment Options and Opportunities](#) is shared under a [CC BY-NC-SA 3.0](#) license and was authored, remixed, and/or curated by [Anonymous](#) via [source content](#) that was edited to the style and standards of the LibreTexts platform.

14.1: Stocks Overview (Introduction)

By 1976, computers had been around for decades. They were typically the size of a large room and just as expensive. To use one, you had to learn a programming language. On April 1, 1976, Steve Jobs, Steve Wozniak, and Ron Wayne started a company to make personal computers. On January 3, 1977, Jobs and Wozniak incorporated without Wayne, buying his 10-percent share of the company for \$800.^[1]

On December 12, 1980, Apple Computer, Inc., went public; its stock sold for \$22 per share.^[2] Had you bought Apple's stock when the company went public and held it until today, you would have earned an annual return of about 14.5 percent. To look at it another way, \$1,000 invested in Apple shares when they went public would be worth over \$50,000 today.^[3]

History, as much as it is a litany of wars and rulers struggling for power, is a story of invention and innovation, broadening our understanding of how the world works and, if successful, improving the quality of our lives. Theoretical milestones have to be made practical, however, to be truly effective. The steam engine, the light bulb, the telephone—and the personal computer—had to be produced and sold to be widely used and useful.

Typically, an inventor has a great idea, then teams up with—or becomes—an entrepreneur. The entrepreneur's job is to build a company that can make the invention a reality. The company needs to find the resources to make the product and sell it widely enough to pay for those resources and to create a profit, making the whole effort worthwhile. No matter how great the idea is, if it can't be done profitably, it can't be done.

As an investor, you buy stocks hoping to share in corporate profits, benefiting directly from the inventive vitality of the economy and participating in economic growth. Understanding what stocks are, where they come from, what they do, and how they have value will help you decide how to include stocks in your investment portfolio and how to use them to reach your investment goals.

^[1] Ronald W. Linzmayer, *Apple Confidential: The Real Story of Apple Computer, Inc.* (San Francisco: No Starch Press, 1999).

^[2] FundingUniverse, "Company Histories: Apple Computer, Inc.," <http://www.fundinguniverse.com/company-histories/Apple-Computer-Inc-Company-History.html> (accessed June 9, 2009).

^[3] Calculations were done by the author, assuming a split-adjusted IPO price of \$2.75 per share, http://blogs.indews.com/financial_analysis/apple_financial_analysis.php (accessed June 9, 2009) and a current stock price of \$140 per share (June 2009).

14.2: Stocks and Stock Markets

Learning Objectives

1. Explain the role of stock issuance and ownership in economic growth.
2. Contrast and compare the roles of the primary and secondary stock markets.
3. Identify the steps of stock issuance.
4. Contrast and compare the important characteristics of common and preferred stock.
5. Explain the significance of American Depositary Receipts for U.S. investors.

Resources have costs, so a company needs money, or capital, which is also a resource. To get that start-up capital, the company could borrow or it could offer a share of ownership, or equity, to those who chip in capital.

If the costs of debt (interest payments) are affordable, the company may choose to borrow, which limits the company's commitment to its capital contributor. When the loan matures and is paid off, the relationship is over.

If the costs of debt are too high, however, or the company is unable to borrow, it seeks equity investors willing to contribute capital in exchange for an unspecified share of the company's profits at some time in the future. In exchange for taking the risk of no exact return on their investment, equity investors get a say in how the company is run.

Stock represents those shares in the company's future and the right to a say in how the company is run. The original owners—the inventor(s) and entrepreneur(s)—choose equity investors who share their ideals and vision for the company. Usually, the first equity investors are friends, family, or colleagues, allowing the original owners freedom of management. At that point, the corporation is privately held, and the company's stock may be traded privately between owners. There may be restrictions on selling the stock, often the case for a family business, so that control stays within the family.

If successful, however, eventually the company needs more capital to grow and remain competitive. If debt is not desirable, then the company issues more equity, or stock, to raise capital. The company may seek out an **angel investor**, **venture capital** firm, or **private equity** firm. Such investors finance companies in the early stages in exchange for a large ownership and management stake in the company. Their strategy is to buy a significant stake when the company is still "private" and then realize a large gain, typically when the company goes public. The company also may seek a buyer, perhaps a competitive or complementary business.

Alternatively, the company may choose to **go public**, to sell shares of ownership to investors in the public markets. Theoretically, this means sharing control with random strangers because anyone can purchase shares traded in the stock market. It may even mean losing control of the company. Founders can be fired, as Steve Jobs was from Apple in 1985 (although he returned as CEO in 1996).

Going public requires a profound shift in the corporate structure and management. Once a company is publicly traded, it falls under the regulatory scrutiny of federal and state governments, and must regularly file financial reports and analysis. It must broaden participation on the board of directors and allow more oversight of management. Companies go public to raise large amounts of capital to expand products, operations, markets, or to improve or create competitive advantages. To raise public equity capital, companies need to sell stock, and to sell stock they need a market. That's where the stock markets come in.

Primary and Secondary Markets

The private corporation's board of directors, shareholders elected by the shareholders, must authorize the number of shares that can be issued. Since issuing shares means opening up the company to more owners, or sharing it more, only the existing owners have the authority to do so. Usually, it authorizes more shares than it intends to issue, so it has the option of issuing more as need be.

Those **authorized shares** are then issued through an **initial public offering (IPO)**. At that point the company goes public. The IPO is a **primary market** transaction, which occurs when the stock is initially sold and the proceeds go to the company issuing the stock. After that, the company is publicly traded; its stock is outstanding, or publicly available. Then, whenever the stock changes hands, it is a **secondary market** transaction. The owner of the stock may sell shares and realize the proceeds. When most people think of "the stock market," they are thinking of the secondary markets.

The existence of secondary markets makes the stock a liquid or tradable asset, which reduces its risk for both the issuing company and the investor buying it. The investor is giving up capital in exchange for a share of the company's profit, with the risk that there will be no profit or not enough to compensate for the opportunity cost of sacrificing the capital. The secondary markets reduce that

risk to the shareholder because the stock can be resold, allowing the shareholder to recover at least some of the invested capital and to make new choices with it.

Meanwhile, the company issuing the stock must pay the investor for assuming some of its risk. The less that risk is, because of the liquidity provided by the secondary markets, the less the company has to pay. The secondary markets decrease the company's cost of equity capital.

A company hires an investment bank to manage its initial public offering of stock. For efficiency, the bank usually sells the IPO stock to institutional investors. Usually, the original owners of the corporation keep large amounts of stock as well.

What does this mean for individual investors? Some investors believe that after an initial public offering of stock, the share price will rise because the investment bank will have initially underpriced the stock in order to sell it. This is not always the case, however. Share price is typically more volatile after an initial public offering than it is after the shares have been outstanding for a while. The longer the company has been public, the more information is known about the company, and the more predictable its earnings are and thus share price.^[1]

When a company goes public, it may issue a relatively small number of shares. Its **market capitalization**—the total dollar value of its outstanding shares—may therefore be small. The number of individual shareholders, mostly institutional investors and the original owners, also may be small. As a result, the shares may be "thinly traded," traded infrequently or in small amounts.

Thinly traded shares may add to the volatility of the share price. One large shareholder deciding to sell could cause a decrease in the stock price, for example, whereas for a company with many shares and shareholders, the actions of any one shareholder would not be significant. As always, diversification—in this case of shareholders—decreases risk. Thinly traded shares are less liquid and more risky than shares that trade more frequently.

Common, Preferred, and Foreign Stocks

A company may issue **common stock** or **preferred stock**. Common stock is more prevalent. All companies issue common stock, whereas not all issue preferred stock. The differences between common and preferred have to do with the investor's voting rights, risk, and dividends.

Common stock allows each shareholder voting rights—one vote for each share owned. The more shares you own, the more you can influence the company's management. Shareholders vote for the company's directors, who provide policy guidance for and hire the management team that directly operates the corporation. After several corporate scandals in the early twenty-first century, some shareholders have become more active in their voting role.

Common stockholders assume the most risk of any corporate investor. If the company encounters financial distress, its first responsibility is to satisfy creditors, then the preferred shareholders, and then the common shareholders. Thus, common stocks provide only residual claims on the value of the company. In the event of bankruptcy, in other words, common shareholders get only the residue—whatever is left after all other claimants have been compensated.

Common shareholders share the company's profit after interest has been paid to creditors and a specified share of the profit has been paid to preferred shareholders. Common shareholders may receive all or part of the profit in cash—the dividend. The company is under no obligation to pay common stock dividends, however. The management may decide that the profit is better used to expand the company, to invest in new products or technologies, or to grow by acquiring a competitor. As a result, the company may pay a cash dividend only in certain years or not at all.

Shareholders investing in preferred stock, on the other hand, give up voting rights but get less risk and more dividends. Preferred stock typically does not convey voting rights to the shareholder. It is often distributed to the "friends and family" of the original founders when the company goes public, allowing them to share in the company's profits without having a say in its management. As noted above, preferred shareholders have a superior claim on the company's assets in the event of bankruptcy. They get their original investment back before common shareholders but after creditors.

Preferred dividends are more of an obligation than common dividends. Most preferred shares are issued with a fixed dividend as **cumulative preferred shares**. This means that if the company does not create enough profit to pay its preferred dividends, those dividends ultimately must be paid before any common stock dividend.

For the individual investor, preferred stock may have two additional advantages over common stock:

1. Less volatile prices
2. More reliable dividends

As the company goes through its ups and downs, the preferred stock price will fluctuate less than the common stock price. If the company does poorly, preferred stockholders are more likely to be able to recoup more of their original investment than common shareholders because of their superior claim. If the company does well, however, preferred stockholders are less likely to share more in its success because their dividend is fixed. Preferred shareholders thus are exposed to less risk, protected by their superior claim and fixed dividend. The preferred stock price reflects less of the company's volatility.

Because the preferred dividend is more of an obligation than the common dividend, it provides more predictable dividend income for shareholders. This makes the preferred stock less risky and attractive to an investor looking for less volatility and more regular dividend income.

Table 14.2.1 summarizes the differences between common stock and preferred stock.

Table 14.2.1 : Stock Comparisons

	Common Stock	Preferred Stock
Voting Rights	Yes	Usually not
Downside Risk	More	Less
Upside Risk	More	Less or None
Reliability of Investment Income	Less	More
Price Volatility	More	Less

As an investment choice, preferred stock is more comparable to bonds than to common stock. Bonds also offer less volatility and more reliable income than common stock (see Chapter 16). If there is a difference in the tax rate between dividend income (from preferred stock) and interest income (from bonds), you may find a tax advantage to investing in preferred stock instead of bonds.

Corporations often issue and trade their stocks on exchanges or in markets outside their home country, especially if the foreign market has more liquidity and will attract more buyers. Many foreign corporations issue and trade stock on the New York Stock Exchange (NYSE) or on the National Association of Securities Dealers Automated Quotations (NASDAQ), for example.

Investing in foreign shares is complicated by the fact that stock represents ownership, a legal as well as an economic idea, and because foreign companies operate in foreign currencies. To get around those issues and make foreign shares more tradable, the **American Depositary Receipt (ADR)** was created in 1927. U.S. banks buy large amounts of shares in a foreign company and then sell ADRs (each representing a specified number of those shares) to U.S. investors. Individual shares of the stock are called American Depositary Shares, or ADSs.

The ADR is usually listed on a major U.S. stock exchange, such as the New York Stock Exchange, or is quoted on the NASDAQ. One ADR can represent more or less than one share of the foreign stock, depending on its price and the currency exchange rate, so that the bank issuing the ADR can "price" it according to the norms of U.S. stock markets.

ADRs lower transaction costs for U.S. investors investing in foreign corporations. Because they are denominated in U.S. dollars, they lower exchange rate or currency risk for U.S. investors. They also lower your usual risks with investing overseas, such as lack of information and too much or too little regulatory oversight.

In return for marketing their shares in the lucrative U.S. market, foreign companies must provide U.S. banks with detailed financial reports. This puts available foreign corporate information on par with that of U.S. companies. Because they are issued and sold in the United States on U.S. exchanges, ADRs fall under the regulatory control of the Securities and Exchange Commission (SEC) and other federal and state regulatory agencies, which also lowers your risk.

Summary

- Companies go public to raise capital to finance growth by selling equity shares in the public markets.
- A primary market transaction happens between the original issuer and buyer.
- Secondary market transactions are between all subsequent sellers and buyers.
- The secondary market lowers risk and transaction costs by increasing liquidity.
- Shares are authorized and issued and then become outstanding or publicly available.
- Equity securities may be common or preferred stock, differing by

- the assignment of voting rights,
- dividend obligations,
- claims in case of bankruptcy,
- risk.
- Common stocks have less predictable income, whereas most preferred stocks have fixed-rate cumulative dividends.
- ADRs represent foreign shares traded in U.S. markets, lowering risks, such as currency risks, and transaction costs for U.S. investors.

? Exercises

1. See the video "Woz-Bing!" of Steve Wozniak, cofounder of Apple, Inc., (along with Steve Jobs and Ron Wayne) at [finance.yahoo.com/tech-ticker...-Co-Founder-a- %22Big-Fan%22-of-Microsofts-New-Search-Engine](http://finance.yahoo.com/tech-ticker...-Co-Founder-a-%22Big-Fan%22-of-Microsofts-New-Search-Engine). In this Yahoo! video Wozniak talks about Bing, a new search engine launched in 2009 as Microsoft's answer to Google. How does the discussion of this new technology relate to understanding the role of stock investing in an economy? What factors would you consider when deciding which investments in new technology to include in your stock portfolio? Record your thoughts in your personal finance journal.
2. What is a venture capitalist? Watch noted venture capitalist (or VC) and entrepreneur Guy Kawasaki at http://www.youtube.com/watch?v=1etQC2-Vg_s. What three top pieces of advice does he give to new ventures seeking equity investment? According to http://www.investorwords.com/212/angel_investor.html, what is an angel investor?
3. Explore Hoover's at www.hoovers.com/global/ipoc/. What information about IPOs can be found there? Click on a recently listed IPO. Read about the company and click on its stock ticker symbol. What was the price per share when the company was first listed on the stock exchange? How many shares were sold? What is its price today? Where did the proceeds from the IPO sale of shares go, and where will the proceeds from sales on the secondary markets go?

[1] M. B. Lowery, M. S. Officer, and G. W. Schwert, "The Variability of IPO Initial Returns," Journal of Finance, <http://schwert.ssb.rochester.edu/ipovolatility.htm> (accessed June 9, 2009).

This page titled [14.2: Stocks and Stock Markets](#) is shared under a [CC BY-NC-SA 3.0](#) license and was authored, remixed, and/or curated by [Anonymous](#) via [source content](#) that was edited to the style and standards of the LibreTexts platform.

14.3: Stock Value

Learning Objectives

1. Explain the basis of stock value.
2. Identify the factors that affect earnings expectations.
3. Analyze how market capitalization affects stock value.
4. Discuss how market popularity or perception of value affects stock value.
5. Explain how stocks can be characterized by their expected performance relative to the market.

The value of a stock is in its ability to create a return, to create income or a gain in value for the investor. With common stock, the income is in the form of a dividend, which the company is not obligated to pay. The potential gain is determined by estimations of the future value of the stock.

If you knew that the future value would likely be more than the current market price—over your transaction costs, tax consequences, and opportunity cost—then you would buy the stock.

If you thought the future value would be less, you would short the stock (borrow it to sell with the intent of buying it back when its price falls), or you would just look for another investment.

Every investor wants to know what a stock will be worth, which is why so many stock analysts spend so much time estimating future value. Equity analysis is the process of gathering as much information as possible and making the most educated guesses.

Corporations exist to make profit for the owners. The better a corporation is at doing that, the more valuable it is, and the more valuable are its shares. A company also needs to increase earnings, or grow, because the global economy is competitive. A corporation's future value depends on its ability to create and grow earnings.

That ability depends on many factors. Some factors are company-specific, some are specific to the industry or sector, and some are macroeconomic forces. Chapter 12 discussed these factors in terms of the risk that a stock creates for the investor. The risk is that the company will not be able to earn the expected profit.

A company's size is an indicator of its earnings and growth potential. Size may correlate with age. A large company typically is more mature than a smaller one, for example. A larger company may have achieved economies of scale or may have gotten large by eliminating competitors or dominating its market. Size in itself is not an indicator of success, but similarly sized companies tend to have similar earnings growth^[1].

Companies are usually referred to by the size of their market capitalization or market cap, that is, the current market value of the debt and equity they use to finance their assets. Common market cap categories are the sizes micro, small, mid (medium), and large, or

- micro cap, with a market capitalization of less than \$300 million;
- small cap, with a market capitalization between \$300 million and \$2 billion;
- mid cap, with a market capitalization between \$2 billion and \$10 billion;
- large cap, with a market capitalization of more than \$10 billion.

The market capitalization of a company—along with industry and economic indicators—is a valuable indicator of earnings potential.

The economist John Maynard Keynes (1883–1946) famously compared the securities markets with a newspaper beauty contest. You "won" not because you could pick the prettiest contestant, but because you could pick the contestant that everyone else would pick as the prettiest contestant. In other words, the stock market is a popularity contest, but the "best" stock was not necessarily the most popular.

Keynes described investing in the stock market as follows:

"The smart player recognizes that personal criteria of beauty are irrelevant in determining the contest winner. A better strategy is to select those faces the other players are likely to fancy. This logic tends to snowball. After all, the other participants are likely to play the game with at least as keen a perception. Thus, the optimal strategy is not to pick those faces the player thinks are prettiest, or those the other players are likely to fancy, but rather to predict what the average opinion is likely to be about what the average opinion will be."^[2]

In the stock market, the forces of supply and demand determine stock prices. The more demand or popularity there is for a company's stock, the higher its price will go (unless the company issues more shares). A stock is popular, and thus in greater demand, if it is thought to be more valuable—that is, if it has more earnings and growth potential.

Sometimes a company is under- or overpriced relative to the going price for similar companies. If the market recognizes the "error," the stock price should rise or fall as it "corrects" itself.

A **growth stock** is a stock that promises a higher rate of return because the market has underestimated its growth potential. A **value stock** is a stock that has been underpriced for some other reason. For example, investors may be wary of the outlook for its industry. Because it is underpriced, a value stock is expected to provide a higher-than-average return.

Stocks may be characterized by the role that they play in a diversified portfolio—and some by their colorful names—as shown in Table 14.3.1 .

Table 14.3.1 : Definitions of Stocks and their Roles in a Portfolio

	Definition	Role
Growth stock	Underestimated potential for growth.	Expect a higher rate of return.
Value stock	Undervalued by the market; underpriced.	Expect a higher-than-average return.
Defensive stock	Less volatility than the overall market and less sensitive to market changes.	Expect the value to fall less than the market's during a market decline.
Cyclical stock	More volatility than the overall market and more sensitive to market changes.	When the market rises, expect the price to rise at a higher rate. When the market falls, expect the price to fall at a higher rate.
Speculative stock	Overvalued by the market; overpriced.	Expect the price to continue rising for a time before it falls.
Blue chip stock	Stock of a stable, well-established, large cap company.	Expect stable returns.
Widow-and-orphan stock	A blue chip defensive stock.	Expect a steady dividend.
Wallflower stock	Overlooked and therefore underpriced.	Expect the value to rise when the stock is "discovered."
Penny stock	Low-priced stock of a small or micro cap company.	Expect the value to rise if and when the company succeeds.

Each term in Table 14.3.1 names a stock's relationship to the market and to investors. For example, an investor who wants to invest in stocks but wants to minimize economic risk would include defensive stocks such as Boeing (a large military contractor) in the stock portfolio along with some blue chips, such as Coca Cola or Proctor and Gamble. Implicit is its potential for price growth, risk, or role in a diversified portfolio.

Summary

- A stock's value is based on the corporation's ability to create and grow profits.
- Earnings expectations are based on economic, industry, and company-specific factors.
- The size of the market capitalization affects stock value.
- A stock's market popularity or perception of value affects its value.
- Stocks can be characterized by their expected behavior relative to the market as
 - growth stocks,
 - value stocks,
 - cyclical stocks,
 - defensive stocks, or
 - other named types (e.g., blue chip stocks, penny stocks).

? Exercises

1. Compare and contrast equity investment opportunities in relation to market capitalization. Start by reading *Forbes Magazine's* article on the "Best 100 Mid-Cap Stocks in America" at http://www.forbes.com/2007/09/25/best-midcap-stocks-07midcaps-cx_bz_0925midcap_land.html. Click on one or more of the "top 10" and read about those companies. According to *Forbes*, what is the advantage of investing in mid cap stocks? Now go to the Securities and Exchange Commission's (SEC) page on micro cap stocks, also known as penny stocks, at <http://www.sec.gov/investor/pubs/microcapstock.htm>. How are micro cap stocks traded? Why might investors be attracted to micro cap stocks? According to the government, what are four reasons that investors should be wary of micro caps? What is a "pump and dump" scheme?
2. Find and list examples of defensive and cyclical stocks online. Start at www.bionomicfuel.com/stock-se...e-vs-cyclical/. What is a sector? What are the eleven sectors and which of them are regarded as defensive? As an investor when might you consider defensive stocks over cyclical stocks? Choose a sector that interests you and read about small cap, mid cap, and large cap companies in that sector. What are their stock prices? What do their recent price histories tell you about their perceived value in the stock market? Write your observations in your personal finance journal and share your observations with classmates.

^[1] E. F. Fama and K. R. French, "The Cross-section of Expected Stock Returns," *Journal of Finance* 47 (1992): 427–86.

^[2] Burton G. Malkiel, *A Random Walk Down Wall Street* (New York: W. W. Norton & Company, Inc., 2007).

This page titled [14.3: Stock Value](#) is shared under a [CC BY-NC-SA 3.0](#) license and was authored, remixed, and/or curated by [Anonymous](#) via [source content](#) that was edited to the style and standards of the LibreTexts platform.

14.4: Common Measures of Value

Learning Objectives

1. Identify common return ratios and evaluate their usefulness.
2. Explain how to interpret dividend yield.
3. Explain the significance of growth ratios.
4. Explain the significance of market value ratios.

A corporation creates a return for investors by creating earnings. Those earnings may be paid out in cash as a dividend or retained as capital by the company. A company's ability to create earnings is watched closely by investors because the company's earnings are the investor's return.

A company's earnings potential can be tracked and measured, and several measurements are expressed as ratios. Mathematically, as discussed in Chapter 3, a ratio is simply a fraction. In investment analysis, a ratio provides a clear means of comparing values. Three kinds of ratios important to investors are return ratios, growth ratios, and market value ratios.

The ratios described here are commonly presented in news outlets and Web sites where stocks are discussed (e.g., www.nasdaq.com), so chances are you won't have to calculate them yourself. Nevertheless, it is important to understand what they mean and how to use them in your investment thinking.

Return Ratios

One of the most useful ratios in looking at stocks is the **earnings per share (EPS)** ratio. It calculates the company's earnings, the portion of a company's profit allocated to each outstanding share of common stock. The calculation lets you see how much you benefit from holding each share. Here is the formula for calculating EPS:

$$\text{EPS} = \frac{(\text{net income} - \text{preferred stock dividends})}{\text{average number of common shares outstanding}}$$

The company's earnings are reported on its income statement as net income, so a shareholder could easily track earnings growth. However, EPS allows you to make a direct comparison to other stocks by putting the earnings on a per-share basis, creating a common denominator. Earnings per share should be compared over time and also compared to the EPS of other companies.

When a stock pays a dividend, that dividend is income for the shareholder. Investors concerned with the cash flows provided by an equity investment look at **dividends per share** or **DPS** as a measure of the company's ability and willingness to pay a dividend.

$$\text{DPS} = \frac{\text{common stock dividends}}{\text{average number of common shares outstanding}}$$

Another measure of the stock's usefulness in providing dividends is the **dividend yield**, which calculates the dividend as a percentage of the stock price. It is a measure of the dividend's role as a return on investment: for every dollar invested in the stock, how much is returned as a dividend, or actual cash payback? An investor concerned about cash flow returns can compare companies' dividend yields.

$$\text{dividend yield} = \frac{\text{dividend per share (in dollars)}}{\text{price per share (in dollars)}}$$

For example, Microsoft, Inc., has a share price of around \$24, pays an annual dividend of \$4.68 billion, and has about nine billion shares outstanding; for the past year, it shows earnings of \$15.3 billion.^[1] Assuming it has not issued preferred stock and so pays no preferred stock dividends,

$$\begin{aligned}\text{DPS} &= \frac{\$4.68 \text{ billion}}{9 \text{ billion shares}} = \$0.52 \\ \text{dividend yield} &= \frac{\$0.52}{\$24} = 2.1667\% \\ \text{EPS} &= \frac{\$15.3 \text{ billion}}{9 \text{ billion shares}} = \$1.70\end{aligned}$$

Microsoft earned \$15.3 billion, or \$1.70 for each share of stock held by stockholders, from which \$0.52 is actually paid out to shareholders. So if you buy a share of Microsoft by investing \$24, the cash return provided to you by the company's dividend is 2.1667 percent.

Earnings are either paid out as dividends or are retained by the company as capital. That capital is used by the company to finance operations, capital investments such as new assets for expansion and growth or repayment of debt.

The dividend is the return on investment that comes as cash while you own the stock. Some investors see the dividend as a more valuable form of return than the earnings that are retained as capital by the company. It is more liquid, since it comes in cash and comes sooner than the gain that may be realized when the stock is sold (more valuable because time affects value). It is the "bird in the hand," perhaps less risky than waiting for the eventual gain from the company's **retained earnings**.

Some investors see a high dividend as a sign of the company's strength, indicative of its ability to raise ample capital through earnings. Dividends are a sign that the company can earn more capital than it needs to finance operations, make capital investments, or repay debt. Thus, dividends are capital that can be spared from use by the company and given back to investors.

Other investors see a high dividend as a sign of weakness, indicative of a company that cannot grow because it is not putting enough capital into expansion and growth or into satisfying creditors. This may be because it is a mature company operating in saturated markets, a company stifled by competition, or a company without the creative resources to explore new ventures.

As an investor, you need to look at dividends in the context of the company and your own income needs.

Growth Ratios

The more earnings are paid out to shareholders as dividends, the less earnings are retained by the company as capital.

$$\text{earnings} = \text{dividends} + \text{capital retained}$$

Since retained capital finances growth, the more earnings are used to pay dividends, the less earnings are used to create growth. Two ratios that measure a company's choice in handling its earnings are the dividend payout rate and the retention rate. The **dividend payout rate** compares dividends to earnings. The **retention rate** compares the amount of capital retained to earnings.

The dividend payout rate figures the dividend as a percentage of earnings.

$$\text{dividend payout rate} = \frac{\text{dividends}}{\text{earnings}}$$

The retention rate figures the retained capital as a percentage of earnings.

$$\text{retention rate} = \frac{\text{capital retained}}{\text{earnings}}$$

Because earnings = dividends + capital retained, then

$$100\% \text{ of earnings} = \text{dividend payout rate} + \text{retention rate}$$

If a company's dividend payout rate is 40 percent, then its retention rate is 60 percent; if it pays out 40 percent of its earnings in dividends, then it retains 60 percent of them.

Since Microsoft has earnings of \$15.3 billion and dividends of \$4.68 billion, it must retain \$10.62 billion of its earnings. So, for Microsoft,

$$\begin{aligned}\text{dividend payout rate} &= \frac{\$4.68 \text{ billion}}{\$15.3 \text{ billion}} = 30.59\% \\ \text{retention rate} &= \frac{\$10.62 \text{ billion}}{15.3 \text{ billion}} = 69.41\%\end{aligned}$$

There is no benchmark dividend payout or retention ratio for every company; they vary depending on the age and size of the company, industry, and economic climate. These numbers are useful, however, to get a sense of the company's strategy and to compare it to competitors.

A company's value is in its ability to grow and to increase earnings. The rate at which it can retain capital, earn it and not pay it out as dividends, is a factor in determining how fast it can grow. This rate is measured by the **internal growth rate** and the sustainable growth rate. The internal growth rate answers the question, "How fast could the company grow (increase earnings) without any new capital, without borrowing or issuing more stock?" Given how good the company is at taking capital and turning it into assets and using those assets to create earnings, the internal growth rate looks at how fast the company can grow without any new borrowing or new shares issued.

The **sustainable growth** rate answers the question, "How fast could the company grow without changing the balance between using debt and using equity for capital?" Given how good the company is at taking capital and turning it into assets and using those assets to create earnings, the sustainable growth rate looks at how fast the company can grow if it uses some new borrowing, but keeps the balance between debt and equity capital stable.

Both growth rates use the retention rate as a factor in allowing growth. The fastest rate of growth could be achieved by having a 100 percent retention rate, that is, by paying no dividends and retaining all earnings as capital.

An investor who is not using stocks as a source of income but for their potential gain may look for higher growth rates (evidenced by a higher retention rate and a lower dividend payout rate). An investor looking for income from stocks would instead be attracted to companies offering a higher dividend payout rate and a lower retention rate (despite lower growth rates).

Market Value Ratios

While return and growth ratios are measures of a company's fundamental value, and therefore the value of its stocks, the actual stock price is affected by the market. Investors' demand can result in underpricing or overpricing of a stock, depending on its attractiveness in relation to other investment choices or opportunity cost.

A stock's market value can be compared with that of other stocks. The most common measure for doing so is the **price-to-earnings ratio**, or P/E. Price-to-earnings ratio is calculated by dividing the price per share (in dollars) by the earnings per share (in dollars). The result shows the investment needed for every dollar of return that the stock creates.

$$P/E = \frac{\text{price per share}}{\text{earnings per share}}$$

For Microsoft, for example, the price per share is around \$24, and the EPS is \$1.70, so the $P/E = 24.00/1.70 = \$14.12$. This means that the price per share is around fourteen times bigger than the earnings per share.

The larger the P/E ratio, the more expensive the stock is and the more you have to invest to get one dollar's worth of earnings in return. To get \$1.00 of Microsoft's earnings, you have to invest around \$14. By comparing the P/E ratio of different companies, you can see how expensive they are relative to each other.

A low P/E ratio could be a sign of weakness. Perhaps the company has problems that make it riskier going forward, even if it has earnings now, so the future expectations and thus the price of the stock is now low. Or it could be a sign of a buying opportunity for a stock that is currently underpriced.

A high P/E ratio could be a sign of a company with great prospects for growth and so a higher price than would be indicated by its earnings alone. On the other hand, a high P/E could indicate a stock that is overpriced and has nowhere to go but down. In that case, a high P/E ratio would be a signal to sell your stock.

How do you know if the P/E ratio is "high" or "low"? You can compare it to other companies in the same industry or to the average P/E ratio for a stock index of similar type companies based on company size, age, debt levels, and so on. As with any of the ratios discussed here, this one is useful in comparison.

Another indicator of market value is the **price-to-book ratio (P/B)**. Price-to-book ratio compares the price per share to the book value of each share. The **book value** is the value of the company that is reported "on the books," or the company's balance sheet, using the intrinsic or original values of assets, liabilities, and equity. The balance sheet does not show the market value of the company's assets, for example, not what they could be sold for today; it shows what they were worth when the company acquired them. The book value of a company should be less than its market value, which should have appreciated over time. The company should be worth more as times goes on.

$$P/B = \frac{\text{price per share}}{\text{book value of equity per share}}$$

Since the price per share is the market value of equity per share, the P/B ratio compares the current market value of the company's equity to its book value. If that ratio is greater than one, then the company's equity is worth more than its original value, and the company has been increasing its value. If that ratio is less than one, then the company's current value is less than its original value, so the value has been decreasing. A P/B of one would indicate that a company has just been breaking even in terms of value over the years.

The higher the P/B ratio, the better the company has done in increasing its value over time. You can calculate the ratio for different companies and compare them by their ability to increase value.

Table 14.4.1 provides a summary of the return, growth, and market value ratios.

Table 14.4.1 : Ratios and Their Uses

Ratio	What It Measures
Earnings per Share (EPS)	Earnings (in dollars) for every outstanding share of stock
Dividends per Share (DPS)	Dividend (in dollars) for every outstanding share of stock
Dividend Yield	Dividend (in dollars) returned for every dollar invested in the stock
Dividend Payout	Percentage of earnings paid out as dividends
Retention Rate	Percentage of earnings retained as capital

Ratio	What It Measures
Internal Growth Rate	The fastest rate of growth without using more debt or issuing more equity
Sustainable Growth Rate	The fastest rate of growth using more debt but without changing the balance of debt and equity
Price-to-Earnings Ratio (P/E)	The market value of each dollar's worth of earnings
Price-to-book Ratio (P/B)	The market value of the company's equity compared to its book value

Ratios can be used to compare a company with its past performance, with its competitors, or with competitive investments. They can be used to project a stock's future value based on the company's ability to earn, grow, and be a popular investment. A company has to have fundamental value to be an investment choice, but it also has to have market value to have its fundamental value appreciated in the market and to have its price reflect its fundamental value.

To go back to Keynes's analogy: it may take beauty to win a beauty contest, but beauty has to shine through to be appreciated by a majority of the judges. And beauty, as you know, is in the eye of the beholder.

Summary

- Earnings per share (EPS) and dividends per share (DPS) indicate stock returns on investment.
- Dividend yield measures a shareholder's cash return relative to investment.
- Growth ratios such as the internal and sustainable growth rates indicate the company's ability to grow given earnings and dividend expectations.
- Market value ratios, most commonly price-to-earnings and price-to-book, indicate a stock's market popularity and its effects on its price.

Exercises

1. What do companies' EPS tell an investor? Study examples of the return, growth, and market value ratios, included among other business ratios at www.investopedia.com/university/ratios/eps.asp. Look at the raw data as well as the interpretation to grasp how the information could inform an investment decision. For example, as an investor, would you find the earnings-per-share ratio of Cory's Tequila Co. encouraging or discouraging? Click "Next" on each page of the Investopedia site to get to each ratio analysis. For example, as an investor, what would you make of the Cory's Tequila Co.'s price-to-earnings ratio?
2. Find sample calculations online of the other ratios discussed in this chapter. For example, study the example of calculating a company's dividend payout ratio and retained earnings at http://www.accountingformanagement.com/dividend_payout_ratio.htm. As an investor, what might you conclude about the desirability of this company's stock? Suppose a company has a dividend per share ratio of \$1.60, based on an original value of \$8 per share, and a dividend yield ratio of 6.4 percent, based on a market value of \$25 per share. As an investor, what does this information tell you?

^[1] NASDAQ, quotes.nasdaq.com/asp/Summary...p?symbol=MSFT&selected=MSFT (accessed July 29, 2009).

This page titled [14.4: Common Measures of Value](#) is shared under a [CC BY-NC-SA 3.0](#) license and was authored, remixed, and/or curated by [Anonymous](#) via [source content](#) that was edited to the style and standards of the LibreTexts platform.

14.5: Equity Strategies

Learning Objectives

1. Identify and explain the rationales behind common long-term strategies.
2. Identify and explain the rationales behind common short-term strategies.

The best stock strategy is to know what you are looking for (i.e., what kind of stock will fulfill the role you want it to play in your portfolio) and to do the analyses you need to find it. That is easier said than done, however, and requires that you have the knowledge, skill, and data for stock analysis. Commonly used general stock strategies may be long term (returns achieved in more than one year) or short term (returns achieved in less than one year), but the strategies you choose should fit your investing horizon, risk tolerance, and needs. An important part of that strategy, as with financial planning in general, is to check your stock investments and reevaluate your holdings regularly. How regularly depends on to long- or short-term horizon of your investing strategies.

Long-Term Strategies

Long-term strategies favor choosing a long-term approach to avoid the volatility and risk of market timing. For individual investors, a **buy-and-hold strategy** can be effective over the long run. The strategy is just what it sounds like: you choose the stocks for your equity investments, and you hold them for the long term. The idea is that if you choose wisely and your stocks are well diversified, over time you will do at least as well as the stock market itself. Though it suffers through economic cycles, the economy's long-term trend is growth.

By minimizing the number of transactions, you can minimize transaction costs. Since you are holding your stocks, you are not realizing gains and are not paying gains tax. Thus, even if your gross returns are not spectacular, you are minimizing your costs and maximizing net returns. This strategy is optimal for investors with a long horizon, low risk tolerance, and little need for liquidity in the short term.

Another long-term strategy is **dollar-cost averaging**. The idea of dollar-cost averaging is that you invest in a stock gradually by buying the same dollar amount of the same stock at regular intervals. This is a way of negating the effects of market timing. By buying at regular intervals, you will buy at times when the price is low and when it is high, but over time your price will average out. Dollar-cost averaging is a way of avoiding a stock's price volatility because the net effect is that you buy the stock at its average price.

An investor uses dollar-cost averaging when regular payroll deductions are made to fund defined contribution retirement plans, such as a 401(k) or a 403b. The same amount is contributed to the plan in regular intervals and is typically used to purchase the same set of specified assets.

A buy-and-hold or dollar-cost averaging strategy only makes sense over time because both assume a long time horizon in order to "average out" volatility, making them better than other investment choices. If you have a long-term horizon, as with a retirement plan, those strategies can be quite effective. However, as the most recent decade has shown, market or economic cycles can be long too, so you need to think about whether your "long-term" horizon is likely to outlast or be outlasted by the market's cycle, especially as you near your investment goals.

Direct investment and dividend reinvestment are ways of buying shares directly from a company without going through a broker. This allows you to avoid brokerage commissions. **Direct investment** means purchasing shares from the company, while **dividend reinvestment** means having your dividends automatically invested in more shares (rather than being sent to you as cash). Dividend reinvestment is also a way of building up your equity in the stock by reinvesting cash that you might otherwise spend.

The advantage of direct investment and dividend reinvestment is primarily the savings on brokers' commissions. You can also buy fractional shares or less than a whole share, and there is no minimum amount to invest, as there can be with brokerage transactions. The disadvantage is that by having funds automatically reinvested, you are not actively deciding how they should be invested and thus may be missing better opportunities.

Indexing is a passive long-term investment strategy to invest in index funds as a diversified asset rather than select stocks. Instead of choosing individual large cap companies, for example, you could invest in Standard & Poor's (S&P) 500 Index fund, which

would provide more diversification for only one transaction cost than you could get picking individual securities. The disadvantage to indexing is that you do not enjoy the potential of individual stocks producing above-average returns.

Table 14.5.1 summarizes long-term stock strategies.

Table 14.5.1 : Long-Term Stock Strategies

Strategy	Avoids Market Timing	Avoids Stock Selection	Lowers Transaction Costs	Schedules Investment (Savings)
Buy and Hold	✓		✓	
Dollar Cost Averaging	✓		✓	✓
Direct Investment			✓	
Dividend Reinvestment	✓		✓	✓
Indexing		✓	✓	

Short-Term Strategies

Short-term stock strategies rely on taking advantage of market timing to earn above-average returns. Some advisors believe that the stock market fluctuates between favoring value stocks and favoring growth stocks. That is, the market will go through cycles when value stocks that are temporarily underpriced will outperform stocks of companies poised for higher growth, and vice versa. If true, you would want to weight your portfolio with growth stocks when they are favored and with value stocks when they are favored.

This value-growth weighting strategy relies on market timing, which is difficult for the individual investor. It also relies on correctly identifying growth and value stocks and market trends in their favor, complicating the process of market timing even further.

Day trading is a very short-term strategy of taking and closing a position in a day or two. Literally, it means buying in the morning and selling in the afternoon. Day trading became popular in the 1990s when stock prices were riding the tide of the tech stock bubble. At that time it was possible to hold a stock for just a few hours and earn a gain. Technology, especially the Internet, also made real-time quotes and other market data available to individual investors at a reasonable cost. At the same time, Internet and discount brokers drove down the costs of trading.

Day trading declined, but did not die, after the tech bubble burst. It turns out that in a bubble, any strategy can make money, but when market volatility is more closely related to earnings potential and fundamental value, there is no shortcut to doing your homework, knowing as much as possible about your investments, and making appropriate strategic choices for you.

Summary

- Common long-term strategies try to maximize returns by
 - minimizing transaction costs or
 - minimizing the effects of market timing.
- Long-term stock strategies include buy and hold, dollar-cost averaging, direct investment, dividend reinvestment, and indexing.
- Common short-term strategies try to maximize return by taking advantage of market timing.

Exercises

- Review your investing horizon, risk tolerance, and needs. In your personal finance journal, record your ideas about the effects of your horizon, risk profile, and personal circumstances on your decisions about investing in stocks. Rank the long-term and short-term investment strategies in order of their appropriateness for you. Explain why your top-ranked strategies seem best for you at this time.
- Survey (but do not join) Web sites for day traders online. Then read an article for beginning day traders at <http://www.investopedia.com/articles/trading/06/DayTradingRetail.asp?viewed=1>. What information in this article do you find discouraging about getting involved in day trading? Read the Securities and Exchange Commission's (SEC) page on

day trading at <http://www.sec.gov/answers/daytrading.htm>. According to the SEC, what regulatory rules would apply to you if you were identified as a "pattern day trader"?

This page titled [14.5: Equity Strategies](#) is shared under a [CC BY-NC-SA 3.0](#) license and was authored, remixed, and/or curated by [Anonymous](#) via [source content](#) that was edited to the style and standards of the LibreTexts platform.

14.6: Bonds Overview (Introduction)

In common parlance, a bond is an affinity between people. In science, that affinity is physically held together by an attraction of atoms. In finance, a bond is a debt agreement, holding lender and borrower together in a shared financial fate.

Investors buy bonds to participate in economic growth as lenders rather than as shareholders, with less risk and a firmer claim on assets. Bonds are issued by different kinds of organizations—by governments and government agencies as well as by corporations—giving investors different kinds of partners in growth.

Since bonds are a different form of capital than stocks, and since bond investments are made in different kinds of borrowers, bonds offer diversification from the stocks in your portfolio. Your use of bonds may change over time, as your risk tolerance or liquidity needs change.

14.6: Bonds Overview (Introduction) is shared under a [CC BY-NC-SA 3.0](#) license and was authored, remixed, and/or curated by LibreTexts.

14.7: Bonds and Bond Markets

Learning Objectives

1. Identify bond features that can determine risk and return.
2. Differentiate the roles of various U.S. government bonds.
3. List the types and features of state and municipal bonds.
4. Compare and contrast features of the corporate bond markets, the markets for corporate stock, and the markets for government bonds.
5. Explain the role of rating agencies and the process of bond rating.

Bonds are a relatively old form of financing. Formalized debt arrangements long preceded corporate structure and the idea of equity (stock) as we know it. Venice issued the first known government bonds of the modern era in 1157^[1], while private bonds are cited in British records going back to the thirteenth century^[2]. Venice issued bonds to raise funds to finance a Crusade against Constantinople, which included expansion of a shipyard attached to the Venetian Arsenal^[3].

Bonds

In addition to financing government projects, bonds are used by corporations to capitalize growth. Bonds are also a legal arrangement, couched in conditions, obligations, and consequences. As a result of their legal and financial roles, bonds carry a quaint and particular vocabulary. Bonds come in all shapes and sizes to suit the needs of the borrowers and the demands of lenders. Table 14.7.1 lists the descriptive terms for basic bond features.

Table 14.7.1 : Basic Bond Features

Bond Term	Meaning
Issuer	Borrower
Investor	Lender or Creditor
Principal, Face Value, Par Value	Amount Borrowed
Coupon Rate	Interest Rate
Coupon	Interest Payment
Maturity	Due Date
Term	Time until Maturity
Yield to Maturity	Annualized Return on Bond Investment
Market Value	Current Price

The **coupon** is usually paid to the investor twice yearly. It is calculated as a percentage of the **face value**—amount borrowed—so that the annual coupon = coupon rate \times face value. By convention, each individual bond has a face value of \$1,000. A corporation issuing a bond to raise \$100 million would have to issue 100,000 individual bonds (100,000,000 divided by 1,000). If those bonds pay a 4 percent coupon, a bondholder who owns one of those bonds would receive a coupon of \$40 per year ($1,000 \times 4\%$), or \$20 every six months.

The **coupon rate** of interest on the bond may be fixed or floating and may change. A floating rate is usually based on another interest benchmark, such as the U.S. **prime rate**, a widely recognized benchmark of prevailing interest rates.

A **zero-coupon bond** has a coupon rate of zero: it pays no interest and repays only the principal at maturity. A "zero" may be attractive to investors, however, because it can be purchased for much less than its face value. There are **deferred coupon bonds** (also called **split-coupon bonds** and issued below par), which pay no interest for a specified period, followed by higher-than-normal interest payments until maturity. There are also **step-up bonds** that have coupons that increase over time.

The face value, the principal amount borrowed, is paid back at maturity. If the bond is **callable**, it may be redeemed after a specified date but before maturity. A borrower typically "calls" its bonds after prevailing interest rates have fallen, making lower-

cost debt available. Borrowers can borrow new, cheaper debt and pay off the older, more expensive debt. As an investor (lender), you would be paid back early, which sounds great, but because interest rates have fallen, you would have trouble finding another bond investment that would pay as high a rate of return.

A **convertible bond** is a corporate bond that may be converted into common equity at maturity or after some specified time. If a bond were converted into stock, the bondholder would become a shareholder, assuming more of the company's risk.

The bond may be secured by collateral, such as property or equipment, sometimes called a **mortgage bond**. If unsecured, or secured only by the "full faith and credit" of the borrower (the borrower's unconditional commitment to pay principal and interest on the debt), the bond is a **debenture**. Most bonds are issued as debentures.

A bond specifies if the borrower has more than one bond issue outstanding or more than one set of lenders to repay, which establishes the bond's seniority in relation to previously issued debt. This "pecking order" determines which lenders will be paid back first in case of default on the debt or bankruptcy. Thus, when the borrower does not meet its coupon obligations, investors holding **senior debt** as opposed to **subordinated debt** have less risk of default.

Bonds may also come with **covenants** or conditions on the borrower. Covenants are usually attached to corporate bonds and require the company to maintain certain performance goals during the term of the loan. Those goals are designed to lower **default risk** for the lender. Examples of typical covenants are

- dividend limits,
- debt limits,
- limits on sales of assets,
- maintenance of certain liquidity ratios or minimum cash balances.

Corporations issue corporate bonds, usually with maturities of ten, twenty, or thirty years. Corporate bonds tend to be the most "customized," with features such as callability, conversion, and covenants.

The U.S. government issues **Treasury bills** for short-term borrowing, **Treasury notes** for intermediate-term borrowing (longer than one year but less than ten years), and **Treasury bonds** for long-term borrowing for more than ten years. The federal government also issues **Treasury Inflation-Protected Securities (TIPS)**. TIPS pay a fixed coupon, but the principal adjusts with inflation. At maturity, you are repaid either the original principal or the inflation-adjusted principal, whichever is greater.

State and municipal governments issue revenue bonds or general obligation bonds. A **revenue bond** is repaid out of the revenue generated by the project that the debt is financing. For example, toll revenue may secure a debt that finances a highway. A **general obligation bond** is backed by the state or municipal government, just as a corporate debenture is backed by the corporation.

Interest from state and **municipal bonds** (also called "munis") may not be subject to federal income taxes. Also, if you live in that state or municipality, the interest may not be subject to state and local taxes. The tax exemption differs from bond to bond, so you should be sure to check before you invest. Even if the interest is not taxable, however, any gain (or loss) from the sale of the bond is taxed, so you should not think of munis as "tax-free" bonds.

Foreign corporations and governments issue bonds. You should keep in mind, however, that foreign government defaults are not uncommon. Mexico in 1994, Russia in 1998, and Argentina in 2001 are all recent examples. Foreign corporate or sovereign debt also exposes the bondholder to currency risk, as coupons and principal will be paid in the foreign currency. Table 14.7.2 shows a summary of bonds and their issuers.

Table 14.7.2 : Bond Issuers and Terms

	U.S. Treasury	State	Municipality	Foreign	Corporate
Short-Term (< 1 year)	Treasury Bills				Commercial Paper
Intermediate-Term (1-10 years)	Treasury Notes	Revenue Bonds or General Obligation Bonds	Revenue Bonds or General Obligation Bonds	Sovereignty Bonds	Bonds
Long-Term (> 10 years)	Treasury Notes	Revenue Bonds or General Obligation Bonds	Revenue Bonds or General Obligation Bonds	Sovereignty Bonds	Bonds

Bond Markets

The volume of capital traded in the bond markets is far greater than what is traded in the stock markets. All sorts of borrowers issue bonds: corporations; national, state and municipal governments; and government agencies. Even small towns issue bonds to finance capital expenditures such as schools, fire stations, and roads. Each kind of bond has its own market.

Private placement refers to bonds that are issued in a private sale rather than through the public markets. The investors in privately placed bonds are institutional investors such as insurance companies, endowments, and pension funds.

U.S. Treasury bonds are issued to the primary market through auctions. Participants, usually dealers or institutional investors, bid for the bonds, but no one participant is allowed to buy enough shares to monopolize the secondary market. Individuals can also buy Treasuries directly from the U.S. Treasury through its online service, called TreasuryDirect (<http://www.treasurydirect.gov/>). TreasuryDirect, <http://www.treasurydirect.gov/> (accessed June 13, 2009).

Corporate bonds are traded in over-the-counter transactions through brokers and dealers. Because the details of each bond issue may vary—maturity, coupon rate, callability, convertibility, covenants, and so on—it is hard to directly compare bond values the way stock values are compared. As a result, the corporate bond markets are less transparent to the individual investor.

To provide guidance, **rating agencies** provide bond ratings; that is, they "grade" individual bond issues based on the likelihood of default and thus the risk to the investor. Rating agencies are independent agents that base their ratings on the financial stability of the company, its business strategy, competitive environment, outlook for the industry and the economy—any factors that may affect the company's ability to meet coupon obligations and pay back debt at maturity.

Ratings agencies such as Fitch Ratings, A. M. Best, Moody's, and Standard & Poor's (S&P) are hired by large borrowers to analyze the company and rate its debt. Moody's also rates government debt. Ratings agencies use an alphabetical system to grade bonds (shown in Table 14.7.3) based on the highest-to-lowest rankings of two well-known agencies.

Table 14.7.3 : Bond Ratings

Standard & Poor's	Moody's	Grade	Meaning
AAA	Aaa	Investment	Risk is almost zero
AA	Aa	Investment	Low risk
A	A	Investment	Risk if economy declines
BBB	Baa	Investment	Some risk; more if economy declines
BB	Ba	Speculative	Risky
B	B	Speculative	Risky; expected to get worse
CCC	Caa	Speculative	Probable bankruptcy
CC	Ca	Speculative	Probable bankruptcy
C	C	Speculative	In bankruptcy or default
D		Speculative	In bankruptcy or default

A plus sign (+) following a rating indicates that it is likely to be upgraded, while a minus sign (–) following a rating indicates that it is likely to be downgraded.

Bonds rated BBB or Baa and above are considered **investment grade bonds**, relatively low risk and "safe" for both individual and institutional investors. Bonds rated below BBB or Baa are speculative in that they carry some default risk. These are called **speculative grade bonds**, **junk bonds**, or **high-yield bonds**. Because they are riskier, speculative grade bonds need to offer investors a higher return or yield in order to be "priced to sell."

Although the term "junk bonds" sounds derogatory, not all speculative grade bonds are "worthless" or are issued by "bad" companies. Bonds may receive a speculative rating if their issuers are young companies, in a highly competitive market, or capital intensive, requiring lots of operating capital. Any of those features would make it harder for a company to meet its bond obligations and thus may consign its bonds to a speculative rating. In the 1980s, for example, companies such as CNN and MCI

Communications Corporation issued high-yield bonds, which became lucrative investments as the companies grew into successful corporations.

Default risk is the risk that a company won't have enough cash to meet its interest payments and principal payment at maturity. That risk depends, in turn, on the company's ability to generate cash, profit, and grow to remain competitive. Bond-rating agencies analyze an issuer's default risk by studying its economic, industry, and firm-specific environments and estimate its current and future ability to satisfy its debts. The default risk analysis is similar to equity analysis, but bondholders are more concerned with cash flows—cash to pay back the bondholders—and profits rather than profits alone.

Bond ratings can determine the coupon rate the issuer must offer investors to compensate them for default risk. The higher the risk, the higher the coupon must be. Ratings agencies have been criticized recently for not being objective enough in their ratings of the corporations that hire them. Nevertheless, over the years bond ratings have proven to be a reliable guide for bond investors.

Summary

- Bond features that can determine risk and return include
 - coupon and coupon structure,
 - maturity, callability, and convertibility,
 - security or debenture,
 - seniority or subordination,
 - covenants.
- The U.S. government issues Treasury
 - bills for short-term borrowing,
 - notes for intermediate-term borrowing,
 - bonds for long-term borrowing,
 - TIPS, which are inflation-protected.
- State and municipal governments issue
 - revenue bonds, secured by project revenues, or
 - general obligation bonds, secured by the government issuer.
- State and municipal government muni bonds may or may not have tax advantages for certain investors.
- Corporate bonds may be issued through the public bond markets or through private placement.
- U.S. government bonds are issued through auctions managed by the Federal Reserve.
- The secondary bond market offers little transparency because of the differences among bonds and the lower volume of trades.
- To help provide transparency, rating agencies analyze default risk and rate specific bonds.

Exercises

1. Explore the homepages of S&P at www2.standardandpoors.com/por...0,0,0,0.html and Moody's at www.moody's.com. Access to bond ratings at these sites requires registration, but other information is readily available. For example, how does S&P explain that its rating system does not directly measure default risk? Next, read Moody's explanation of its performance as a rating agency at www.moody's.com/cust/content/c...t.ashx?source=StaticContent/Free%20pages/Credit%20Policy%20Research/documents/current/2001700000407258.pdf. What do the data generally show about the relationship between ratings and defaults on corporate bonds? What examples of defaults on municipal bonds does Moody's give as examples of the effects of financial stress on city governments? According to Moody's, how do municipal bonds compare to corporate bonds as investments? To find more information about bonds and investor tools for choosing bonds and calculating bond value, go to <http://www.bondsonline.com>.
2. What is your state's bond rating? A keyword search ("[state name] bond rating") will bring up current articles on this subject in the news media. What state government activities or expenditures do the bond issues finance? What factors have caused your state's bond rating to be increased or decreased recently? How does your state's bond rating compare with ratings of other states in your region? Now find the current bond rating for your city or town. In your personal finance journal, write an explanation of why you might or might not invest in your city or town and state at this time. In general, why might you want to invest in municipal bonds? What role would bonds play in your investment portfolio?

^[1] Isadore Barmash, The Self-Made Man (Washington, DC: Beard Books, 2003), 55.

^[2] George Burton Adams, The Constitutional History of England (London: H. Holt, 1921), 93

^[3] Go to http://en.Wikipedia.org/wiki/Venetian_Arsenal to view images.

This page titled [14.7: Bonds and Bond Markets](#) is shared under a [CC BY-NC-SA 3.0](#) license and was authored, remixed, and/or curated by [Anonymous](#) via [source content](#) that was edited to the style and standards of the LibreTexts platform.

14.8: Bond Value

Learning Objectives

1. Explain how bond returns are measured.
2. Define and describe the relationships between interest rates, bond yields, and bond prices.
3. Define and describe the risks that bond investors are exposed to.
4. Explain the implications of the three types of yield curves.
5. Assess the role of the yield curve in bond investing.

Bond-rating systems do not replace bond analysis, which focuses on bond value. Like any investment, a bond is worth the value of its expected return. That value depends on the amount expected and the certainty of that expectation. To understand bond values, then, is to understand the value of its return and the costs of its risks.

Bonds return two cash flows to their investors:

1. the coupon, or the interest paid at regular intervals, usually twice yearly or yearly, and
2. the repayment of the principal at maturity.

The amounts are spelled out in the bond itself. The coupon rate is specified (for a fixed-rate bond) and the face value is the principal to be returned at the stated maturity.

Unlike a stock, for which the cash flows—both the amount and the timing—are "to be determined," in a bond everything about the cash flows is established at the outset. Any bond feature that makes those cash flows less certain increases the risk to the investor and thus the investor's return. If the bond has a floating-rate coupon, for example, then there is uncertainty about the amount of the coupon payments. If the bond is callable, there is uncertainty about the number of coupon payments.

Whatever the particular features of a bond, as debt instruments, bonds expose investors to specific risks. What are those risks, and what is their role in defining expectations of returns?

Bond Returns

Unlike a stock, a bond's future cash returns are known with certainty. You know what the coupon will be (for a fixed-rate bond) and you know that at maturity the bond will return its face value. For example, if a bond pays a 4 percent coupon and matures in 2020, you know that every year you will receive \$20 twice per year ($20 = 4\% \times 1,000 \times \frac{1}{2}$) until 2020 when you will also receive the \$1,000 face value at maturity. You know what you will get and when you will get it. However, you can't be sure what that will be worth to you when you do. You don't know what your opportunity cost will be at the time.

Investment returns are quoted as an annual percentage of the amount invested, the rate of return. For a bond, that rate is the yield. Yield is expressed in two ways: the current yield and the yield to maturity. The **current yield** is a measure of your bond's rate of return in the short term, if you buy the bond today and keep it for one year. You can calculate the current yield by looking at the coupon for the year as a percentage of your investment or the current price, which is the market price of the bond.

current yield = annual coupon (interest received, or cash flows) ÷ market value = (coupon rate × face value) ÷ market value.

So, if you bought a 4 percent coupon bond, which is selling for \$960 today (its market value), and kept it for one year, the current yield would be $40 \text{ (annual coupon)} \div 960 \text{ (market value)} = 4.1667\%$. The idea of the current yield is to give you a quick look at your immediate returns (your return for the next year).

In contrast, the **yield to maturity** (YTM) is a measure of your return if you bought the bond and held it until maturity, waiting to claim the face value. That calculation is a bit more complicated, because it involves the relationship between time and value (Chapter 4), since the yield is over the long term until the bond matures. You will find bond yield-to-maturity calculators online, and many financial calculators have the formulas preprogrammed.

To continue the example, if you buy a bond for \$960 today (2024), you will get \$20 every six months until 2034, when you will also get \$1,000. Because you are buying the bond for less than its face value, your return will include all the coupon payments (\$400 over 10 years) plus a gain of \$40 ($1,000 - 960 = 40$). Over the time until maturity, the bond returns coupons plus a gain. Its yield to maturity is close to 4.5 percent.

Bond prices, their market values, have an inverse relationship to the yield to maturity. As the price goes down, the yield goes up, and as the price goes up, the yield goes down. This makes sense because the payout at maturity is fixed as the face value of the bond (\$1,000). Thus, the only way a bond can have a higher rate of return is to have a lower price in the first place.

The yield to maturity is directly related to interest rates in general, so as interest rates increase, bond yields increase, and bond prices fall. As interest rates fall, bond yields fall, and bond prices increase. Figure 14.8.1 shows these relationships.

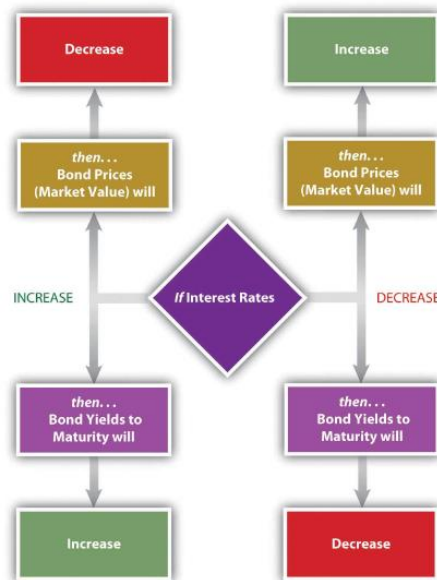


Figure 14.8.1 : Bond Prices, Bond Yields, and Interest Rates

You can use the yield to maturity to compare bonds to see how good they are at creating returns. This yield holds if you hold the bond until maturity, but you may sell the bond at any time. When you sell the bond before maturity, you may have a gain or a loss, since the market value of the bond may have increased or decreased since you bought it. That gain or loss would be part of your return along with the coupons you have received over the holding period, the period of time that you held the bond.

Your **holding period yield** is the annualized rate of return that you receive depending on how long you have held the bond, its gain or loss in market value, and the coupons you received in that period. For example, if you bought the bond for \$960 and sold it again for \$980 after two years, your return in dollars would be the coupons of \$80 ($\$40 \text{ per year} \times 2 \text{ years}$) plus your gain of \$20 ($\$980 - \960), relative to your original investment of \$960. Your holding period yield would be close to 5.2 percent.

Bond Risks

The basic risk of bond investing is that the returns—the coupon and the principal repayment (face value)—will not be repaid, or that when they are repaid, they won't be worth as much as you thought they would be. The risk that the company will be unable to make its payments is default risk—the risk that it will default on the bond. You can estimate default risk by looking at the bond rating as well as the economic, sector, and firm-specific factors that define the company's soundness.

Part of a bond's value is that you can expect regular coupon payments in cash. You could spend the money or reinvest it. There is a risk, however, that when you go to reinvest the coupon, you will not find another investment opportunity that will pay as high a return because interest rates and yields have fallen. This is called **reinvestment risk**. Your coupons are the amount you thought they would be, but they are not worth as much as you expected, because you cannot earn as much from them.

If interest rates and bond yields have dropped, your fixed-rate bond, which is still paying the now-higher-than-other-bonds coupon, has become more valuable. Its market price has risen. But the only way to realize the gain from the higher price is to sell the bond, and then you won't have any place to invest the proceeds in other bonds to earn as much return.

Reinvestment risk is one facet of interest rate risk, which arises from the fundamental relationship between bond values and interest rates. **Interest rate risk** is the risk that a change in prevailing interest rates will change bond value—that interest rates will rise and the market value of the bond will fall. (If interest rates fell, the bond value would increase, which the investor would not see as a risk.)

Another threat to the value of your coupons and principal repayment is inflation. **Inflation risk** is the risk that your coupons and principal repayment will not be worth as much as you thought, because inflation has decreased the purchasing power or the value of the dollars you receive.

A bond's features can make it more or less vulnerable to these risks. In general, the longer the term to maturity is, the riskier the bond is. The longer the term is, the greater the probability that the bond will be affected by a change in interest rates, a period of inflation, or a damaging business cycle.

In general, the lower the coupon rate and the smaller the coupon, the more sensitive the bond will be to a change in interest rates. The lower the coupon rate and the smaller the coupon, the more of the bond's return comes from the repayment of principal, which only happens at maturity. More of your return is deferred until maturity, which also makes it more sensitive to interest rate risk. A bond with a larger coupon provides more liquidity, over the term of the bond, and less exposure to risk. Figure {{template.Index(ID:2)}} shows the relationship between bond characteristics and risks.

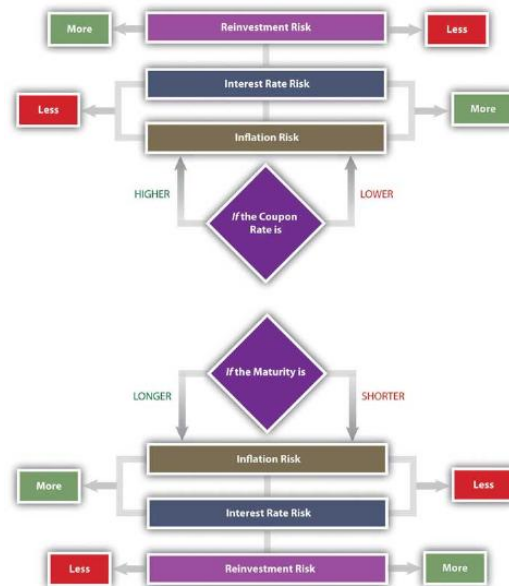


Figure 14.8.2 : Bond Characteristics and Risks

A zero-coupon bond offers the lowest coupon rate possible: zero. Investors avoid reinvestment risk since the only return—and reinvestment opportunity—comes when the principal is returned at maturity. However, a "zero" is exposed to the maximum interest rate risk, because interest rates will always be higher than its coupon rate of zero. The attraction of a zero is that it can be bought for a very low price.

As a bond investor, you can make better decisions if you understand how the characteristics of bonds affect their risks and yields as you use those yields to compare and choose bonds.

Yield Curve

Interest rates affect bond risks and bond returns. If you plan to hold a bond until maturity, interest rates also affect reinvestment risk. If you plan to sell the bond before maturity, you face interest rate risk or the risk of a loss of market value. When you invest in bonds, then, you want to be able to forecast future interest rates.

Investors can get a sense of how interest rates are expected to change in the future by studying the yield curve. The **yield curve** is a graph of U.S. Treasury securities compared in terms of the yields for bonds of different maturities. U.S. Treasury securities are used because the U.S. government is considered to have no default risk, so that the yields on its bills and bonds reflect only interest rate, reinvestment, and inflation risks—all of which are reflected in expected, future interest rates.

The yield curve illustrates the **term structure of interest rates**, or the relationship of interest rates to time. Usually, the yield curve is upward sloping—that is, long-term rates are higher than short-term rates. Long-term rates indicate expected future rates. If the economy is expanding, future interest rates are expected to be higher than current interest rates, because capital is expected to be more productive in the future. Future interest rates will also be higher if there is inflation because lenders will want more interest to

make up for the fact that the currency has lost some of its purchasing power. Depending on economic forecasts the yield curve can be upward-sloping yield curve, flat, or downward sloping (Figure 14.8.3).

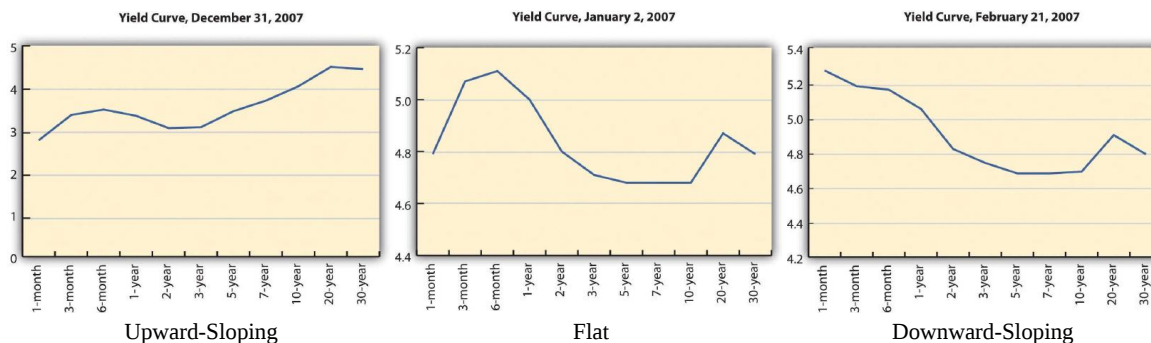


Figure 14.8.3 : Yield Curves ^[1]

A flat yield curve indicates that future interest rates are expected to be about the same as current interest rates or that capital will be about as productive in the economy as it is now. A downward-sloping yield curve shows that future interest rates are expected to be lower than current rates. This is often interpreted as a signal of a recession, because capital would be less productive in the future if the economy were less productive then.

The yield curve is not perfectly smooth; it changes every day as bonds trade and new prices and new yields are established in the bond markets. It is a widely used indicator of interest rate trends, however. It can be useful to you to know the broad trends in interest rates that the market sees.

For your bond investments, an upward-sloping yield curve indicates that interest rates will go up, which means that bond yields will go up but bond prices will go down. If you are planning to sell your bond in that period of rising interest rates, you may be selling your bond at a loss.

Because of their known coupon and face value, many investors use bonds to invest funds for a specific purpose. For example, suppose you have a child who is eight years old and you want her to be able to go to college in ten years. You might invest in bonds that have ten years until maturity. However, if you invest in bonds that have twenty years until maturity, they will have a higher yield (all else being equal), so you could invest less now.

You could buy the twenty-year bonds but plan to sell them before maturity for a price determined by what interest rates are in ten years (when you sell them). If the yield curve indicates that interest rates will rise over the next ten years, then you could expect your bond price to fall, and you would have a loss when you sell the bond, which would take away from your returns.

In general, rising interest rates mean losses for bondholders who sell before maturity, and falling interest rates mean gains for bondholders who sell before maturity. Unless you are planning to hold bonds until maturity, the yield curve can give you a sense of whether you are more likely to have a gain or loss.

Summary

- All bonds expose investors to
 - default risk (the risk that coupon and principal payments won't be made),
 - reinvestment risk (the risk that coupon payments will be reinvested at lower rates),
 - interest rate risk (the risk that changing interest rates will affect bond values),
 - inflation risk, (the risk that inflation will devalue bond coupons and principal repayment).
- Bond returns can be measured by yields.
 - The current yield measures short-term return on investment.
 - The yield to maturity measures return on investment until maturity.
 - The holding period yield measures return on investment over the term that the bond is held.
- There is a direct relationship between interest rates and bond yields.
- There is an inverse relationship between bond yields and bond prices (market values).
- There is an inverse relationship between bond prices (market values) and interest rates.
- The yield curve illustrates the term structure of interest rates, showing yields of bonds with differing maturities and the same default risk. The purpose of a yield curve is to show expectations of future interest rates.

- The yield curve may be
 - upward sloping, indicating higher future interest rates;
 - flat, indicating similar future interest rates; or
 - downward sloping, indicating lower future interest rates.

? Exercises

1. How do you buy bonds? Read Investopedia's primer at <http://www.investopedia.com/university/bonds/bonds6.asp>. What is the minimum investment for bonds? What is the difference between investing in bonds and investing in a bond fund? Read eHow's explanation of how to buy bonds online at http://www.ehow.com/how_3294_buy-bonds-online.html.
2. Read Investopedia's explanation of how to read a bond table at <http://www.investopedia.com/university/bonds/bonds5.asp>. In the example of a bond table, suppose you invested \$5,000 in Avco's bond issue. What coupon rate were you getting? When was the maturity date, and how much did you get then? What was the current value of the bond at that time? What does it mean for a bond to be trading above par? What was the bond's annual return during the time you held it? If you held the bond for ten years, what cash flows did you receive? Would you have reinvested in the bond when it matured, or would you have sold it and why? Study the other corporate bonds listed in the Investopedia example of a bond table. If in 2005 you had \$5,000 to invest in bonds, which issuing company would you have chosen and why?
3. To find out more about how to use bond tables when making investment decisions, go to www.investinginbonds.com/learnmore.asp?catid=3&id=45. Where will you find bond tables? What will you compare in bond tables? At the top of this Securities Industry and Financial Markets Association (SIFMA) page, click on one of the bond markets "at-a-glance" under "Bond Markets & Prices." Then enter the name of an issuer on the form and choose the data you want to see. For example, enter your state's name and ask to see all the bonds by yield or by maturity date or by some other search factor. What do these data tell you? For each search factor, how would the information assist you in making decisions about including bonds in your investment portfolio?
4. Experiment with Investopedia's yield-to-maturity calculator at <http://www.investopedia.com/calculator/AOYTM.aspx>. Try other calculators as well, such as the one at <http://www.mahalo.com/how-do-i-calculate-yield-to-maturity-on-bonds>. Why should you know the yield to maturity, indicated as YTM on the calculator, before investing in bonds?

[1] U.S. Department of the Treasury, "Daily Treasury Yield Curve Rates," <http://www.treasury.gov/resource-center/data-chart-center/interest-rates/Pages/TextView.aspx?data=yieldYear&year=2007> (accessed May 23, 2012).

This page titled 14.8: Bond Value is shared under a CC BY-NC-SA 3.0 license and was authored, remixed, and/or curated by Anonymous via source content that was edited to the style and standards of the LibreTexts platform.

14.9: Bond Strategies

Learning Objectives

1. Discuss diversification as a strategic use of bonds.
2. Summarize strategies to achieve bond diversification.
3. Define and compare matching strategies.
4. Explain life cycle investing and bond strategy.

Bonds provide more secure income for an investment portfolio, while stocks provide more growth potential. When you include bonds in your portfolio, you do so to have more income and less risk than you would have with just stocks. Bonds also diversify the portfolio. Because debt is so fundamentally different from equity, debt markets and equity markets respond differently to changing economic conditions.

Diversification Strategies

If your main strategic goal of including bonds is diversification, you can choose an active or passive bond selection strategy. As with equities, an active strategy requires individual bond selection, while a passive strategy involves the use of indexing, or investing through a broadly diversified bond index fund or mutual fund in which bonds have already been selected.

The advantage of the passive strategy is its greater diversification and relatively low cost. The advantage of an active strategy is the chance to create gains by finding and taking advantage of market mispricings. An active strategy is difficult for individual investors in bonds, however, because the bond market is less transparent and less liquid than the stock market.

If your main strategic goal of including bonds is to lower the risk of your portfolio, you should keep in mind that bond risk varies. U.S. Treasuries have the least default risk, while U.S. and foreign corporate bonds have the most. Bond ratings can help you to compare default risks.

Another way to look at the effect of default risk on bond prices is to look at spreads. A **spread** is the difference between one rate and another. With bonds, the spread generally refers to the difference between one yield to maturity and another. Spreads are measured and quoted in basis points. A **basis point** is one one-hundredth of one percent, or 0.0001 or 0.01 percent.

The most commonly quoted spread is the difference between the yield to maturity for a Treasury bond and a corporate bond with the same term to maturity. Treasury bonds are considered to have no default risk because it is unlikely that the U.S. government will default. Treasuries are exposed to reinvestment, interest rate, and inflation risks, however.

Corporate bonds are exposed to all four types of risk. So the difference between a twenty-year corporate bond and a twenty-year Treasury bond is the difference between a bond with and without default risk. The difference between their yields—the spread—is the additional yield for the investor for taking on default risk. The riskier the corporate bond is, the greater the spread will be.

Spreads generally fluctuate with market trends and with confidence in the economy or expectations of economic cycles. When spreads narrow, the yields on corporate bonds are closer to the yields on Treasuries, indicating that there is less concern with default risk. When spreads widen—as they did in the summer and fall of 2008, when the debt markets seemed suddenly very risky—corporate bondholders worry more about default risk.

As the spread widens, corporate yields rise and/or Treasury yields fall. This means that corporate bond prices (market values) are falling and/or Treasury bond values are rising. This is sometimes referred to as the "flight to quality." In uncertain times, investors would rather invest in Treasuries than corporate bonds, because of the increased default risk of corporate bonds. As a result, Treasury prices rise (and yields fall) and corporate prices fall (and yields rise).

Longer-term bonds are more exposed to reinvestment, interest rate, and inflation risk than shorter-term bonds. If you are using bonds to achieve diversification, you want to be sure to be diversified among bond maturities. For example, you would want to have some bonds that are short-term (less than one year until maturity), intermediate-term (two to ten years until maturity), and long-term (more than ten years until maturity) in addition to diversifying on the basis of industries and company and perhaps even countries.

Matching Strategies

Matching strategies are used to create a bond portfolio that will finance specific funding needs, such as education, a down payment on a second home, or retirement. If the timing and cash flow amounts of these needs can be predicted, then a matching strategy can be used to support them. This strategy involves matching a "liability" (to yourself, because you "owe" yourself the chance to reach that goal) with an asset, a bond investment. The two most commonly used matching strategies are immunization and cash flow matching.

Immunization is designing a bond portfolio that will achieve a certain rate of return over a specific period of time, based on the idea of balancing interest rate risk and reinvestment risk.

Recall that as interest rates rise, bond values decrease, but reinvested income from bond coupons earns more. As interest rates fall, bond values increase, but reinvested income from bond coupons decreases. Immunization is the idea of choosing a portfolio of bonds such that the exposure to interest rate risk is exactly offset by the exposure to reinvestment risk for a certain period of time, thus guaranteeing a minimum return over that period^[1].

In other words, the interest rate risk and the reinvestment risk cancel each other out, and the investor is left with a guaranteed return. You would use this kind of strategy when you had a liquidity need with a deadline, for example, to fund a child's higher education.

Cash flow matching, also called a dedication strategy, is an alternative to immunization. It involves choosing bonds that match your anticipated cash flow needs by having maturities that coincide with the timing of those needs. For example, if you will need \$50,000 for travel in twenty years, you could buy bonds with a face value of \$50,000 and a maturity of twenty years. If you hold the bonds to maturity, their face value provides the amount of cash flow you need, and you don't have to worry about interest rate or reinvestment risk. You can plan on having \$50,000 in twenty years, barring any default.

If you had the \$50,000 now, you could just stuff it under your mattress or save it in a savings account. But buying a bond has two advantages: (1) you may be able to buy the bond for less than \$50,000 now, requiring less upfront investment and (2) over the next twenty years, the bond will also pay coupons at a higher rate than you could earn with a savings account or under your mattress.

If you will need different cash flows at different times, you can use cash flow matching for each one. When cash flow matching is used to create a steady stream of regular cash flows, it is called **bond laddering**. You invest in bonds of different maturities, such that you would have one bond maturing and providing cash flow in each period (like the CD laddering discussed in Chapter 7).

Strategies such as immunization and cash flow matching are designed to manage interest rate and reinvestment risk to minimize their effects on your portfolio's goals. Since you are pursuing an active strategy by selecting individual bonds, you must also consider transaction costs and the tax consequences of your gain (or loss) at maturity and their effects on your target cash flows.

Life Cycle Investing

Bonds most commonly are used to reduce portfolio risk. Typically, as your risk tolerance decreases with age, you will include more bonds in your portfolio, shifting its weight from stocks—with more growth potential—to bonds, with more income and less risk. This change in the weighting of portfolio assets usually begins as you get closer to retirement.

For years, the conventional wisdom was that you should have the same percentage of your portfolio invested in bonds as your age, so that when you are thirty, you have 30 percent of your portfolio in bonds; when you are fifty, you have 50 percent of your portfolio in bonds, and so on. That wisdom is being questioned now, however, because while bonds are lower risk, they also lower growth potential. Today, since more people can expect to live much longer past retirement age, they run a real risk of outliving their funds if they invest as conservatively as the conventional wisdom suggests.

It is still true nevertheless that for most people, risk tolerance changes with age, and your investment in bonds should reflect that change.

Summary

- One strategic use of bonds in a portfolio is to increase diversification.
- Diversification can be achieved
 - by an active strategy, using individual bond selection; or
 - by a passive strategy, using indexing.
- Spreads indicate the "price" or the yield on default risk.

- Matching strategies to minimize interest rate and reinvestment risks can include
 - immunization,
 - cash flow matching,
 - bond laddering.
- Life cycle investing considers the relationship of age and risk tolerance to the strategic use of bonds in a portfolio.

? Exercises

1. In your personal finance journal, record your bond strategy. What will be your purpose in including bonds in your portfolio? What types of bonds will you include and why? Will you take an active or passive approach and why? How will spreads inform your investment decisions? Which bond strategies described in this section will you plan to use and why? How will your bond strategies reflect your needs to diversify, reduce risk, and maximize liquidity at the right times? How will your bond strategies reflect your age and risk tolerance?
2. View the video "Investment Bond Basics" at <http://www.videojug.com/interview/investment-bond-basics>. Discuss with classmates how this video serves as a review of the information in this chapter. As part of your review, brainstorm additional questions about bond investing to ask the expert.

^[1] John L. Maginn, Donald L. Tuttle, Jerald E. Pinto, and Dennis W. McLeavey, eds., *Managing Investment Portfolios: A Dynamic Process*, 3rd ed. (Charlottesville, VA: CFA Institute, 2007).

This page titled [14.9: Bond Strategies](#) is shared under a [CC BY-NC-SA 3.0](#) license and was authored, remixed, and/or curated by [Anonymous](#) via [source content](#) that was edited to the style and standards of the LibreTexts platform.

14.10: Mutual Funds, Real Estate, Collectibles Overview (Introduction)

When people think of investing, they tend to think of stocks and bonds, investing in companies that create productivity, employment, and profit. Investments in stocks and bonds are ways of sharing in that profit and ultimately in economic growth.

While companies are the engines of economic growth, other assets such as real estate and commodities—natural resources or raw materials—fuel those engines. Increased market transparency and access, largely through the technologies of the Internet and global communications, have made it possible for more investors to invest in the “fuels” as well as the “engines” of commerce. Real estate and commodities investing have become increasingly popular as diversifiers for a sound investment portfolio.

Mutual funds are not another kind of asset but another way of investing in any kind of asset. The fund is a pool capable of much greater diversification than an individual’s investment portfolio, given transaction costs. A mutual fund can also provide security selection, expertise, liquidity, and convenience. Some funds are even designed to perform the asset allocation task for the investor. Mutual funds are fast becoming the dominant investment vehicle for individual investors, changing the role of the broker and financial advisor.

14.10: Mutual Funds, Real Estate, Collectibles Overview (Introduction) is shared under a [CC BY-NC-SA 3.0](#) license and was authored, remixed, and/or curated by LibreTexts.

14.11: Mutual Funds

Learning Objectives

1. Identify the general purposes of using mutual funds in individual investment portfolios.
2. Analyze the advantages of an index fund or a fund of funds.
3. List and define the structures of mutual funds.
4. Describe the strategic goals of lifestyle funds, leveraged funds, and inverse funds.
5. Identify the costs and differences in costs of mutual fund investing.
6. Calculate returns from mutual fund investing.
7. Summarize the information found in a mutual fund prospectus.

As defined in the Chapter 12, a mutual fund is a portfolio of securities, consisting of one type of security or a combination of several different types. A fund serves as a convenient way for an investor to have a diversified portfolio of investments in just about any investable asset. The oldest mutual fund is believed to have been founded by Adriaan van Ketwich in 1774. Ketwich invited investors to contribute to a trust fund to spread the risk of investing in foreign bonds. The idea moved from the Netherlands to Scotland to the United States, where the Boston Personal Property Trust established the first mutual fund in 1893.^[1]

The mutual fund's popularity has grown in periods of economic expansion. At the height of the stock market boom in 1929, there were over seven hundred mutual funds in the United States. After 1934, mutual funds fell under the regulatory eye of the Securities and Exchange Commission (SEC), and it wasn't until the 1950s that there were once again over one hundred mutual funds in the United States.

Mutual funds multiplied in the 1970s, spurred on by the creation of IRAs and 401(k) retirement plans, and again in the 1980s and 1990s, inspired by economic growth and the tech stock boom. By the end of 2008, U.S. mutual funds—which account for just over half of the global market—had \$9.6 trillion in assets under management. Forty-five percent of all U.S. households owned mutual funds, compared to 6 percent in 1980. For 69 percent of those households, mutual funds were more than half of their financial assets.^[2] Mutual funds play a significant role in individual investment decisions.

A mutual fund provides an investor with cheaper and simpler diversification and security selection, requiring only one transaction to own a diversified portfolio (the mutual fund). By buying shares in the fund rather than individual securities, you achieve extensive diversification for a much lower transaction cost than by investing in individual securities and making individual transactions. You also receive the benefit of professional security selection, which theoretically minimizes the opportunity costs of lesser choices. So by using a mutual fund, you get more and better security selection and diversification.

A mutual fund also provides stock and bond issuers with a mass market. Rather than selling shares to investors individually (and incurring the costs of doing so), issuers can more easily find a market for their shares in mutual funds.

Structures and Types of Mutual Funds

Like stocks and bonds, mutual funds may be actively or passively managed. As you read in Chapter 15 and Chapter 16, actively managed funds provide investors with professional management and the expected research, analysis, and watchfulness that goes with it. Passively managed **index funds**, on the other hand, are designed to mirror the performance of a specific index constructed to be representative of an asset class. Recall, for example, that the Standard & Poor's (S&P) 500 Index is designed to mirror the performance of the five hundred largest large cap stocks in the United States.

Mutual funds are structured in three ways:

1. Closed-end funds
2. Open-end funds
3. Exchange-traded funds

Closed-end funds are funds for which a limited number of shares are issued. Once all shares have been issued, the fund is "closed" so a new investor can only buy shares from an existing investor. Since the shares are traded on an exchange, the limited supply of shares and the demand for them in that market directly determines the value of the shares for a closed-end fund.

Most mutual funds are **open-end funds** in which investors buy shares directly from the fund and redeem or sell shares back to the fund. The price of a share is its **net asset value (NAV)**, or the market value of each share as determined by the fund's assets and

liabilities and the number of shares that exist. Here is the basic formula for calculating NAV:

$$\text{NAV} = \frac{(\text{market value of fund securities} - \text{fund liabilities})}{\text{number of shares outstanding}}$$

Demand for shares is reflected in the number of shares outstanding, because the fund can create new shares for new investors. NAV calculations are usually done once per day at the close of trading, when mutual fund transactions are recorded.

The NAV is the price that the fund will pay you when you redeem your shares, so it is a gauge of the shares' value. It will increase if the market value of the securities in the fund increases faster than the number of new shares.

Exchange-traded funds (ETFs) are structured like closed-end funds but are traded like stocks. Shares are traded and priced continuously throughout the day's trading session, rather than once per day at the end of trading. ETFs trade more like individual securities; that is, if you are trying to time a market, they are a more nimble asset to trade than open-end or closed-end funds.

Originally designed as index funds, exchange-traded funds now target just about every asset, sector, and economic region imaginable. Because of this, ETFs have become quite popular, with over \$529 billion invested in over seven hundred funds (as of April 2009)^[3]. Table 14.11.1 compares the features of closed-end funds, open-end funds, and ETFs.

Table 14.11.1 : Fund Features

	Closed-End	Open-End	ETF
Number of Shares	Limited	Unlimited	Limited
Trades	End of the trading day	Fund sponsor	Continuously
Traded with	Other shareholders (after the fund closes)	End of the trading day	Other shareholders

Shares of closed-end funds and exchange-traded funds are bought and sold on exchanges, much like shares of stock. You would go through a broker to make those transactions. Shares of open-end funds may be bought and sold directly from the fund sponsor, a mutual fund company or investment manager such as Fidelity, Vanguard, Janus, T. Rowe Price, or Teachers Insurance and Annuity Association-College Retirement Equities Fund (TIAA-CREF). You can make those transactions at any of the company's offices, by telephone, or online. About 40 percent of all mutual fund transactions are done directly (without a broker) through a retirement plan contribution or a mutual fund company.^[4]

Some other types of mutual funds are shown below. Some research companies, such as Morningstar, track as many as forty-eight different categories of mutual funds.

Funds of funds

Mutual funds that own shares in other mutual funds rather than in specific securities. If you decide to use mutual funds rather than select securities, a fund of funds will provide expertise in choosing funds.

Lifestyle funds

Funds of stocks and bonds that manage portfolio risk based on age or the time horizon for liquidity needs. Lifestyle funds perform both security selection and asset allocation for investors, determined by the target date. For example, if you were now thirty years old, you might choose a lifestyle fund with a target date of thirty-five years from now for your retirement savings. As the fund approaches its target date, its allocation of investments in stocks and bonds will shift to carry less risk as the target nears. Lifestyle funds are used primarily in saving for retirement; many are created as funds of funds.

Leveraged funds

Funds that invest both investors' money and money that the fund borrows to augment the investable assets and thus potential returns. Because they use borrowing, leveraged funds are riskier than funds that do not use leverage.

Inverse funds

Funds that aim to increase in value when the market declines, to be counter-cyclical to index funds, which aim to increase in value when the market rises. Inverse funds, also called bear funds, are set up to perform contrary to the index. Since most economies become more productive over time, however, you can expect indexes to rise over time, so an inverse fund would make sense only as a very short-term investment.

Mutual Fund Fees and Returns

All funds must disclose their fees to potential investors: sales fees, management fees, and expenses. A **load fund** charges a sales commission on each share purchase. That sales charge (also called a **front-end load**) is a percentage of the purchase price. A **no-load fund**, in contrast, does not charge a sales commission, because shares may be purchased directly from the fund or through a discount broker. The front-end load can be as much as 8.5 percent, so if you plan to invest often or in large amounts, that can be a substantial charge. For example, a \$5,000 investment may cost you \$425, reducing the amount you have to invest and earn a return.

A fund may charge a **back-end load**, actually a deferred sales charge, paid when you sell your shares instead of when you buy them. The charge may be phased out if you own the shares for a specified length of time, however, usually five to seven years.

A fund may charge a management fee on an annual basis. The management fee is stated as a fixed percentage of the fund's asset value per share. Management fees can range from 0.1 percent to 2.0 percent annually. Typically, a more actively managed fund can be expected to charge a higher management fee, while a passively managed fund such as an index fund should charge a minimal management fee.

A fund may charge an annual **12b-1 fee** or distribution fee, also calculated as not more than 1.0 percent per year of the fund's asset value. Some mutual funds charge other extra fees as well, passing on fund expenses to shareholders. You should consider fee structure and rate when choosing mutual funds, and this can be done through calculations of the expense ratio.

Taken together, the annual management, distribution, and expense fees are measured by the **expense ratio**—the total annual fees expressed as a percentage of your total investment. The expense ratio averages around 0.99 percent for all mutual funds, but it may be more than 2 percent of your investment's value.^[5] That may not sound like much, but it means that if the fund earns a 5 percent return, your net return may be less than 3 percent (and after taxes, it's even less). When choosing a fund, you should be aware of all charges—especially annual or ongoing charges—that can affect your investment return.

Say you invest in a load fund with a 5 percent front-end load and an expense ratio of 2.25 percent and suppose the fund earns a 5 percent return. Table 14.11.2 shows how your \$5,000 investment would look after one year.

Table 14.11.2 : Mutual Fund Example

Original investment	\$ 5,000
Load (5%)	-\$ 250
Net investment	\$ 4,750
Return (5%)	\$ 238
End-of-year assets	\$ 4,988
Less expenses (2.25%)	-\$ 112
Ending investment	\$ 4,875
Net return (ending investment value - net investment)	\$ 125
Net percentage return	2.64%

Expenses can be a significant determinant of your net return, and since expenses vary by fund, fund strategy (active or passive), and fund sponsor, you should shop around and understand what your costs of investing will be.

Owning shares of a mutual fund means owning shares in a pool of assets. The returns of the fund are the returns of those assets: interest, dividends, or gains (losses). Income may come from **interest distributions** if the fund invests in bonds or interest-producing assets or as **dividend distributions** if the fund invests in stocks.

Mutual funds buy and sell or "turn over" the fund assets. Even passively managed funds need to rebalance to keep pace with their benchmarks as market values change. The **turnover ratio** is the percentage of fund assets that have been turned over or replaced in the past year, a measure of the fund's trading activity.

Turnover can create capital gains or losses. Periodically, usually once per year, the fund's net capital gains (or losses) are distributed on a per share basis as a **capital gains distribution**. You would expect turnover to produce more gains than losses. The more turnover, or the higher the turnover ratio, the greater the capital gains distributions you may expect.

Unless you have invested in a tax-exempt savings plan such as an Individual Retirement Account (IRA) or a 401(k), interest and dividend distributions are taxable as personal income, as are capital gains, including capital gains distributions. A higher turnover ratio may mean a higher tax expense for capital gains distributions. Most open-end mutual funds allow you the option of having your income and gains distributions automatically reinvested rather than paid out, which means that you may be paying taxes on earnings without ever "seeing" the money.

Mutual Fund Information and Strategies

All mutual fund companies must offer a **prospectus**, a published statement detailing the fund's assets, liabilities, management personnel, and performance record. You should always take the time to read it and to take a closer look at the fund's investments to make sure that the fund will be compatible and appropriate to your investment goals.

For example, suppose you have an investment in an S&P 500 Index fund and now are looking for a global stock fund to complement and diversify your holdings in domestic (U.S.) equities. You go to the Web site of a large mutual fund company offering hundreds of funds. You find a stock fund called "Global Stock Fund"—sounds like it's just what you are looking for. Looking closer, however, you can see that this fund is invested in the stocks of companies in Germany, Japan, and the United Kingdom. While they are not U.S. stocks, those economies are similar to the U.S. economy, perhaps too similar to provide the diversity you are looking for.

Or suppose you are looking for a bond fund to create income and security. You find a fund called the "Investment Grade Fixed Income Fund." On closer inspection, however, you find that the fund does not invest only in investment grade bonds but that the *average* rating of its bonds is investment grade. This means that the fund invests in many investment grade bonds but also in some speculative grade bonds to achieve higher income. While this fund may suit your need for income, it may not be appropriate for your risk tolerance.

Mutual fund companies make this information readily available on Web sites and in prospectuses. You should always make the extra effort to be sure you know what's in your fund. In addition, mutual funds are widely followed by many performance analysts. Ratings agencies such as Morningstar and investment publications such as *Barron's* and *Forbes* track, analyze, and report the performance of mutual funds. That information is available online or in print and provides comparisons of mutual funds that you may find helpful in choosing your fund.

In print and online newspapers, mutual fund performance is reported daily in the form of tables that compare the average returns of funds from week to week. Reported average returns are based on the net asset value per share (NAVPS). Investors can use this information to choose or compare funds and track the performance of funds they own.

In conclusion, since a mutual fund may be made up of any kind or many kinds of securities (e.g., stocks, bonds, real estate, and commodities), it is not really another kind of investment. Rather, it is a way to invest without specifically selecting securities, a way of achieving a desired asset allocation without choosing individual assets.

The advantages of investing in a mutual fund are the diversification available with minimal transaction costs and the professional management or security selection that you buy when you buy into the fund.

Compared to actively managed funds, passively managed or index funds offer similar diversification but with lower management fees and expense ratios because you aren't paying for market timing or security selection skills. The turnover ratio shows how passive or active the fund management is. About half of all equity mutual funds have a turnover ratio of less than 50 percent.^[6]

Performance history has shown that actively managed funds, on average, do not necessarily outperform passively managed funds. [7] Since they usually have higher fees, any advantage created by active management is usually canceled out by their higher costs. Still, there are investors who believe that some mutual funds and mutual fund managers can, on average, outperform the markets or the indexes that provide the benchmarks for passively managed funds.

Summary

- Mutual funds provide investors with
 - diversification,
 - security selection,
 - asset allocation.
- Funds may be actively or passively managed.
- Index funds mirror an index of securities, providing diversification without security selection.
- Funds of funds provide the investor with preselected funds.
- Mutual funds may be structured as
 - closed-end funds,
 - open-end funds,
 - exchange-traded funds.
- Some funds are structured to achieve specific investment goals:
 - Lifestyle funds with target dates to minimize liquidity risk through asset allocation
 - Leveraged funds to increase return through using debt
 - Inverse funds to increase return through active management with the expectation of a down market
- Mutual fund costs may include
 - a sales charge when shares are purchased, or front-end load,
 - a sales charge when shares are sold, or back-end load,
 - a management fee while shares are owned, or
 - a 12b-1 (distribution) fee while shares are owned.
- The management expense ratio is the total mutual fund cost expressed as a percentage of the funds invested.
- Fees vary by
 - fund sponsor,
 - fund strategy (active or passive),
 - fund sales (direct or through a broker).
- Returns from a mutual fund include returns on the securities it owns, including
 - interest distributions,
 - dividend distributions,
 - capital gains distributions.
- A fund prospectus details the fund's investment holdings, historic returns, and costs. Mutual fund ratings in the financial media are another source of information.

Exercises

1. View the video "Investing in Mutual Funds" at efinancedirectory.com/multime...nds_Video.html. According to the speaker, are no-load funds free? Should you buy mutual funds near the end of a year? Survey the articles and tools at "Mutual Funds 101" on Yahoo! Finance at finance.yahoo.com/funds/mutual_funds_101. According to both this source and the video, what are the two key benefits of mutual funds? How are mutual funds classified? How can you gauge the performance of a mutual fund? What are the costs of owning mutual funds? Where can you get information about a mutual fund?
2. Securities regulations require complete and continuous disclosure, also referred to as transparency, so that investors will know what they are getting into when they invest. This requirement is partly satisfied through a fund prospectus. Read the SEC's advice on how to read a prospectus and what to look for at <http://www.sec.gov/answers/mfprospectustips.htm>. Then compare that information with the advice offered at <http://www.getrichslowly.org/blog/2009/04/23/how-to-read-a-mutual->

- [fund-prospectus/](#). On the same page, browse the "Best of Get Rich Slowly" links, too. How does this information reinforce the idea that you should thoroughly read and understand a prospectus before investing in a fund?
3. View Morningstar's performance data chart for various categories of mutual funds at <http://news.morningstar.com/fundReturns/CategoryReturns.html>. What general categories of funds are included in the chart? Over what time periods are average returns compared? On July 15, 2009, the chart identified the following funds as having average returns of more than 5 percent after five years: natural resources stock, utilities stock, Latin America stock, Pacific/Asia stock, diversified emerging markets stock, emerging markets bonds, long-term government bonds, and equity precious metals. What is the performance of those funds today?
 4. Read Investopedia's article on the costs of investing in mutual funds at <http://www.investopedia.com/university/mutualfunds/mutualfunds2.asp>. What is your management expense ratio (MER)? Do mutual funds with higher expenses generally earn higher returns?
 5. Take Investopedia's tutorial on how to read a mutual fund table in the financial news at <http://www.investopedia.com/university/mutualfunds/mutualfunds4.asp>. What do the columns mean? What is being compared? What can you learn from mutual fund tables that may help you choose funds or track the performance of funds you own? Share your ideas with classmates.
 6. In your personal finance journal, record your study of a fund you choose to track. Read the prospectus, check its ratings, and compare its week-to-week performance with that of similar funds in the mutual funds table in the financial section of a newspaper. Record your observations, questions, and commentary as you go about deciding hypothetically whether or not to invest in that fund.

[1] FinanceScholar.com, <http://www.financescholar.com/histor...ual-funds.html> (accessed June 15, 2009).

[2] The Investment Company Institute, 2009 Investment Company Fact Book, 49th ed., 2009, http://www.ici.org/pdf/2009_factbook.pdf (accessed June 15, 2009).

[3] *ibid*

[4] *ibid*

[5] *ibid*

[6] *ibid*

[7] Burton G. Malkiel, *A Random Walk Down Wall Street* (New York: W. W. Norton & Company, Inc., 2007), 360.

This page titled [14.11: Mutual Funds](#) is shared under a [CC BY-NC-SA 3.0](#) license and was authored, remixed, and/or curated by [Anonymous](#) via [source content](#) that was edited to the style and standards of the LibreTexts platform.

SECTION OVERVIEW

14.12: Alternate Perspectives

14.12.1: Bonds

14.12.2: Saving and Investing

14.12.3: Stocks

14.12.4: Mutual Funds

14.12.5: Video- How does the stock market work

14.12: Alternate Perspectives is shared under a [not declared](#) license and was authored, remixed, and/or curated by LibreTexts.

14.12.1: Bonds

What Are Bonds?

A bond is a debt security, similar to an IOU. Borrowers issue bonds to raise money from investors willing to lend them money for a certain amount of time.

When you buy a bond, you are lending to the issuer, which may be a government, municipality, or corporation. In return, the issuer promises to pay you a specified rate of interest during the life of the bond and to repay the principal, also known as face value or par value of the bond, when it “matures,” or comes due after a set period of time.

[Why do people buy bonds?](#)

[What types of bonds are there?](#)

[What are the benefits and risks of bonds?](#)

[How to buy and sell bonds](#)

[Understanding fees](#)

[Avoiding fraud](#)

[Additional information](#)

Why Do People Buy Bonds?

Investors buy bonds because:

- They provide a predictable income stream. Typically, bonds pay interest twice a year.
- If the bonds are held to maturity, bondholders get back the entire principal, so bonds are a way to preserve capital while investing.
- Bonds can help offset exposure to more volatile stock holdings.

Companies, governments and municipalities issue bonds to get money for various things, which may include:

- Providing operating cash flow
- Financing debt
- Funding capital investments in schools, highways, hospitals, and other projects

What Types Of Bonds Are There?

There are three main types of bonds:

- **Corporate bonds** are debt securities issued by private and public corporations.
- **Investment-grade.** These bonds have a higher credit rating, implying less credit risk, than high-yield corporate bonds.
- **High-yield.** These bonds have a lower credit rating, implying higher credit risk, than investment-grade bonds and, therefore, offer higher interest rates in return for the increased risk.
- **Municipal bonds**, called “munis,” are debt securities issued by states, cities, counties and other government entities. Types of “munis” include:
 - **General obligation bonds.** These bonds are not secured by any assets; instead, they are backed by the “full faith and credit” of the issuer, which has the power to tax residents to pay bondholders.
 - **Revenue bonds.** Instead of taxes, these bonds are backed by revenues from a specific project or source, such as highway tolls or lease fees. Some revenue bonds are “non-recourse,” meaning that if the revenue stream dries up, the bondholders do not have a claim on the underlying revenue source.
 - **Conduit bonds.** Governments sometimes issue municipal bonds on behalf of private entities such as non-profit colleges or hospitals. These “conduit” borrowers typically agree to repay the issuer, who pays the interest and principal on the bonds. If the conduit borrower fails to make a payment, the issuer usually is not required to pay the bondholders.
- **U.S. Treasuries** are issued by the U.S. Department of the Treasury on behalf of the federal government. They carry the full faith and credit of the U.S. government, making them a safe and popular investment. Types of [U.S. Treasury debt](#) include:

- **Treasury Bills.** Short-term securities maturing in a few days to 52 weeks
- **Notes.** Longer-term securities maturing within ten years
- **Bonds.** Long-term securities that typically mature in 30 years and pay interest every six months
- **TIPS.** Treasury Inflation-Protected Securities are notes and bonds whose principal is adjusted based on changes in the Consumer Price Index. TIPS pay interest every six months and are issued with maturities of five, ten, and 30 years.

What Are The Benefits And Risks Of Bonds?

Bonds can provide a means of preserving capital and earning a predictable return. Bond investments provide steady streams of income from interest payments prior to maturity.

The interest from municipal bonds generally is exempt from federal income tax and also may be exempt from state and local taxes for residents in the states where the bond is issued.

As with any investment, bonds have risks. These risks include:

Credit risk. The issuer may fail to timely make interest or principal payments and thus default on its bonds.

Interest rate risk. Interest rate changes can affect a bond's value. If bonds are held to maturity the investor will receive the face value, plus interest. If sold before maturity, the bond may be worth more or less than the face value. Rising interest rates will make newly issued bonds more appealing to investors because the newer bonds will have a higher rate of interest than older ones. To sell an older bond with a lower interest rate, you might have to sell it at a discount.

Inflation risk. Inflation is a general upward movement in prices. Inflation reduces purchasing power, which is a risk for investors receiving a fixed rate of interest.

Liquidity risk. This refers to the risk that investors won't find a market for the bond, potentially preventing them from buying or selling when they want.

Call risk. The possibility that a bond issuer retires a bond before its maturity date, something an issuer might do if interest rates decline, much like a homeowner might refinance a mortgage to benefit from lower interest rates.

Avoiding Fraud

Corporate bonds are securities and, if publicly offered, must be registered with the SEC. The registration of these securities can be verified using the SEC's EDGAR system. Be wary of any person who attempts to sell non-registered bonds.

Most municipal securities issued after July 3, 1995 are required to file annual financial information, operating data, and notices of certain events with the Municipal Securities Rulemaking Board (MSRB). This information is available free of charge online at www.emma.msrb.org. If the municipal bond is not filed with MSRB, this could be a red flag.

Additional Information

[Investor Bulletin: What are Corporate Bonds](#)

[Investor Bulletin: What are High-yield Corporate Bonds](#)

[Investor Bulletin: Interest Rate Risk](#)

[MSRB Investor Guide 2012](#)

[Bond Funds and Income Funds](#)

[Callable or Redeemable Bonds](#)

[Financial Industry Regulatory Authority \(FINRA\)](#)

[Information on CUSIP numbers](#)

[Late Payment of Interest on Bonds](#)

[Municipal Securities Rulemaking Board \(MSRB\)](#)

[MSRB Electronic Municipal Market Access \(EMMA\)](#)

[The Securities Industry and Financial Markets Association \(SIFMA\)](#)

BASICS

[Save and Invest Expand](#)

[How Stock Markets Work Expand](#)

[Investment Products](#)

[529 Plans](#)

[Annuities](#)

[Auction Rate Securities](#)

[Bonds](#)

[Certificates of Deposit \(CDs\)](#)

[Commodities](#)

[Corporate Bonds](#)

[Exchange-Traded Funds \(ETFs\)](#)

[Hedge Funds](#)

[High-yield Corporate Bonds](#)

[International Investing](#)

[Money Market Funds](#)

[Municipal Bonds](#)

[Mutual Funds](#)

[myRA](#)

[Options](#)

[Private Equity Funds](#)

[Real Estate Investment Trusts \(REITs\)](#)

[Savings Bonds](#)

[Stocks](#)

[Structured Notes with Principal Protection](#)

[Target Date Funds](#)

[Variable Annuities](#)

[Expand](#)

[What is Risk?](#)

[Role of the SEC Expand](#)

Contributors and Attributions

CC licensed content, Shared previously

- **Authored by:** Investor.gov. **Located at:** <https://www.investor.gov/introduction-investing/basics/investment-products/bonds>.
License: *Public Domain: No Known Copyright*

This page titled [14.12.1: Bonds](#) is shared under a [Public Domain](#) license and was authored, remixed, and/or curated by [Lumen Learning](#).

- **8.1: Bonds** by Lumen Learning is licensed [Public Domain](#).

14.12.2: Saving and Investing

Find popular topics about saving and investing.

What's on This Page

- Manage Finances and Save Money
- Steps to Make a Budget
- Saving for Retirement
- Savings Bonds
- Treasury Securities
- Trusts
- Things to Consider Before You Invest
- Tools to Research Investments
- Choose a Financial Professional
- Pyramid Schemes

Manage Finances and Save Money

To help you manage your money and reach your saving goals:

Create a Budget

A budget is your plan for how you will spend money over a set period of time. It shows how much money you make and how you spend your money. Creating a budget can help you:

- Pay your bills on time.
- Save for unplanned expenses in the future.
- Prepare for retirement.

[Download a budget spreadsheet](#) that you can use to create your own to manage your monthly income and expenses.

Consider Ways to Save

Saving money involves looking for deals and buying the quality items you need at the best price. You can save money by [comparison shopping](#), comparing the prices and quality of products you plan to buy. MyMoney.gov offers ways to manage your spending and build your savings accounts to achieve your saving goals.

Invest in Long Term Goals

Investing is a way to make money grow, by buying shares of stocks, mutual funds, bonds, or real estate. When you invest, there is risk that you could lose the money you invest; in general the greater the earnings you can make, the greater the risk. You can save for long term goals, such as retirement (PDF, [Download Adobe Reader](#)) and [college education](#), by investing. [Learn how to save](#) for emergencies, short term and long term goals, and become an informed investor.

Steps to Make a Budget

See this video to learn how to make a budget and plan your finances.

A link to an interactive elements can be found at the bottom of this page.

Saving for Retirement

As you approach retirement, there are many things to think about. Experts advise that you will need about 80 percent of your pre-retirement income to continue your current quality of life. The exact amount depends on your individual needs. Some important factors to consider include:

- At what age do you plan to retire?
- Can you participate in an employer's retirement savings plan, such as a 401(k) plan, or a traditional pension plan?
- Will your spouse or partner retire when you do?
- Where do you plan to live when you retire? Will you downsize, rent, or own your home?
- Do you expect to work part-time?

- Will you have the same medical insurance you had while working? Will your coverage change?
- Do you want to travel or pursue a new hobby that might be costly?

Resources to Help You Prepare for Retirement

To help you plan for retirement:

- Find practical tips for building retirement savings in the Top 10 Ways to Prepare for Retirement(PDF, [Download Adobe Reader](#)).
- Use a [retirement calculator](#) to find out the best age to claim your Social Security benefits.
- myRA can help you start saving for retirement when you don't have access to an employer-sponsored plan or lack other options to save.
- Find out the [trade-offs between taking your pension in a monthly payment or in a lump sum](#)(PDF, [Download Adobe Reader](#)).
- Social Security pays benefits that are on average equal to about 40 percent of your pre-retirement earnings. You may be able to [estimate your benefits](#).
- Learn how you can boost your retirement savings at Investor.gov.
- If you have a financial advisor, talk to him or her about your plans.

Savings Bonds

U.S. savings bonds are one of the safest types of investments because they are endorsed by the federal government and, therefore, are virtually risk free.

Visit TreasuryDirect, a website from the U.S. Department of the Treasury, to learn about [savings bonds](#), [treasury bonds](#), and [securities](#): how to buy and redeem your investments, what to do in the event of the death of an owner, and much more. TreasuryDirect is your one-stop shopping site for government securities where you can find information about the wide range of savings options, including [EE/E](#), [HH/H](#), and [I savings bonds](#).

Manage and determine the value of savings bonds using these tools:

- [Savings Bond Calculator](#)
- [Savings Bond Wizard](#)
- [Redemption Tables](#)

You can give savings bonds for many occasions, such as birthdays, weddings, and graduations. Learn how to give [savings bonds as gifts](#).

Treasury Securities

Treasury securities are debts issued by the federal government's Bureau of Fiscal Service. When you buy a treasury security, you are lending money to the federal government for a set amount of time. In return the government promises to pay you back the entire amount, also known as the face value, when the security matures.

There are several types of treasury securities:

- [Treasury Bills](#)—Short term securities that mature between a few days and 52 weeks.
- [Treasury Notes](#)—Medium term securities that mature between one and 10 years.
- [Treasury Bonds](#)—Long term securities, with a 30 year term that pays interest every six months, until the bond matures.
- [Treasury Inflation-Protected Securities \(TIPS\)](#)—Securities with principle values that adjust based on inflation, but with fixed interest rates for five, 10, or 30 year maturities.
- [Savings Bonds](#)—Securities that offer a fixed interest rate over a fixed period of time.
- Floating Rate Notes (FRNs)—Securities with variable interest rates, so that as bank interest rates increase or decrease, the interest rates on the FRNs change in the same direction.

You can purchase treasury securities for yourself or as gifts. You can purchase them in several ways:

- Banks, brokers, and other financial institutions through the Commercial Book-Entry System.
- Online through [Treasury Direct](#)
- Payroll savings plans
- [Public auctions](#)

Trusts

A trust (or trust fund) is a legal entity that allows a person (the grantor, donor, or settlor) to transfer assets to another person or organization (the trustee). Once the grantor establishes the trust, the trustee controls and manages the assets for the grantor or for another beneficiary—someone who will ultimately benefit from the trust. To help you decide if a trust is right for you, first consult a licensed attorney experienced with estate planning and trust matters.

Reasons to Set Up a Trust

Some common reasons for setting up a trust include:

- Providing for minor children or family members who are inexperienced or unable to handle financial matters
- Arranging for management of personal assets, if you become unable to handle them yourself
- Avoiding probate and immediately transferring assets to beneficiaries upon death
- Reducing estate taxes and providing liquid assets to help pay for them
- The terms of a will are public while the terms of a trust are not, so privacy makes a trust an appealing option.

Types of Trusts

Trusts can be living (inter vivos) or after-death (testamentary). A living trust is one that a grantor sets up while still alive and an after-death trust is usually established by a will after one's death. Living trusts can be irrevocable (can't be changed) or revocable (can be changed), although revocable trusts don't get the same tax shelter benefits as irrevocable ones do.

The most common type of trust is the revocable living trust. If there's a specific purpose in mind for the trust, dozens of different options exist (charitable trusts, bypass trusts, spendthrift trusts, and life insurance trusts). Two types of trusts can help pay for long-term care services:

- **Charitable Remainder Trusts** – This trust allows you to use your own assets to pay for long-term care services while contributing to a charity of your choice and reducing your tax burden at the same time. You can set up the trust so that you receive payments from the trust to pay for long-term care services while you are alive.
- **Medicaid Disability Trusts** – These trusts are limited to persons with disabilities who are under age 65 and qualify for public benefits. Parents, grandparents, and legal guardians often set up these trusts to benefit people with disabilities and a non-profit organization manages the assets. This is the only kind of trust that is exempt from rules regarding trusts and Medicaid eligibility.

Trust Scams and Fraud

If someone approaches you to set up a trust, be careful. Before signing any papers to create a living trust, will, or other kind of trust, make sure to explore all options and shop around to compare services. Some other tips to avoid trust scams and fraud include:

- Avoid high-pressure sales tactics and high-speed sales pitches.
- Stay away from salespeople who give the impression that specific organizations and recognized brands back or sell the trust.
- Research and get information about local probate laws from the Clerk or Register of Wills.
- If someone tries to sell a living trust to you, ask if they are an attorney. Some states restrict the sale of living trusts to licensed attorneys.
- If you buy a trust in your home or in another location that is not the seller's permanent place of business, remember you have the right to take advantage of the Cooling Off Rule and cancel the transaction within three business days.

Things to Consider Before You Invest

Do you have a financial goal in mind, such as saving for retirement, paying for college, or buying a new house? If so, then you may decide to invest your money to earn enough to fund your goals. Before you invest, make sure you have answers to all of these questions:

- **How quickly can you get your money back?** Stocks, bonds, and shares in mutual funds usually can be sold at any time, but there is no guarantee that you will get back all the money you invested. Other investments, such as limited partnerships, certificates of deposit (CDs), or IRAs, often restrict your ability to cash out your holdings.
- **What can you expect to earn on your money?** While bonds generally promise a fixed return, earnings on most other securities go up and down with market changes. Keep in mind, just because an investment has done well in the past, there is no guarantee it will do well in the future.

- **What type of earnings can you expect?** Will you get income in the form of interest, dividends, or rent? Some investments, such as stocks and real estate, have the potential for earnings and growth in value. What is the potential for earnings over time?
- **How much risk is involved?** With any investment, there is always the risk that you will not get your money back or the earnings promised. There is usually a trade-off between risk and reward—the higher the potential return, the greater the risk. While the U.S. government backs [U.S. Treasury securities](#), it does not protect against loss on any other investments.
- **Are your investments diversified?** Some investments perform better than others in certain situations. For example, when interest rates go up, bond prices tend to go down. One industry may struggle while another prospers. Putting your money in a variety of investment options can reduce your risk.
- **Are there any tax advantages to a particular investment?** U.S. savings bonds are exempt from state and local taxes. Municipal bonds are exempt from federal income tax and, sometimes, state income tax as well. Tax-deferred investments for special goals, such as paying for college and retirement, are available that let you postpone or even avoid paying income taxes.

More Information on Investing

To learn more about investing, refer to these resources:

- You can find useful tips on investing at Investor.gov, a website from the Securities and Exchange Commission (SEC).
- For all of your investment-related questions, [contact the SEC's Office of Investor Education and Advocacy](#).
- To get help preparing to invest, consult the Financial Industry Regulatory Authority (FINRA).

Tools to Research Investments

To help you make informed decisions when investing and avoid investment fraud, there are a variety of research tools available:

- Find investor news and alerts and a guide to investment products at Investor.gov, a website from the Securities and Exchange Commission (SEC).
- The SEC requires public companies to disclose financial and other information to help you make sound decisions. You can view the text of these files on [EDGAR](#).
- The Financial Industry Regulatory Authority (FINRA) has up-to-date [market data and information](#) for a wide range of stocks, bonds, mutual funds, and other securities.
- If you are considering investing in collectible coins, refer to the [U.S. Mint](#). Before you purchase coins or coin-related products, research the seller with a government agency, such as your [state consumer protection office](#) or the [Federal Trade Commission \(FTC\)](#).

Choose a Financial Professional

A financial professional can have multiple titles and be authorized to provide various services, including investment, financial planning, and insurance products. When researching a financial professional, find out what the titles and licenses mean, as well as the educational, work experience, and ethical requirements. Keep in mind that a professional title is not the same as a license. The Securities and Exchange Commission (SEC), the Financial Industry Regulatory Authority (FINRA), and state regulators do not grant or endorse any professional titles.

When choosing a broker or investment adviser, research the person's education and professional history as well as the firm the person works for. Make sure you have answers to all of these questions:

- **Has the person worked with others who have circumstances similar to yours?**
- **Is the person licensed in your state?** Your state securities regulator lists individuals and firms that are registered in your state. Ask whether the regulatory office has any other background information. To find out how to [contact your state securities regulator](#), consult the North American Securities Administrators Association (NASAA).
- **Has the person had any run-ins with regulators or received serious complaints from investors?** Contact your state securities regulator or the [SEC](#). To review licensing, employment, and disciplinary information, use FINRA's [BrokerCheck](#) tool.
- **How is the person paid?** Is it an hourly rate, a flat fee, or a commission that depends on the investments you make? Does the person get a bonus from their firm for selling you a particular product?
- **What are the fees for setting up and servicing your account?**

Resources to Help You Choose a Financial Professional

For more information on choosing a financial professional, refer to these resources:

- The Commodity Futures Trading Commission's (CFTC's) SmartCheck allows you to check the background of financial professionals and stay informed on the latest fraud schemes.
 - To ask a question, report information, or file a complaint, [contact the CFTC](#).
- The Financial Industry Regulatory Authority (FINRA) has information on the [professional designations](#) of financial professionals and the organizations that offer them.
- Both the [North American Securities Administrators Association \(NASAA\)](#) and the [National Futures Association](#) can offer helpful information on saving and investing.

Pyramid Schemes

A pyramid scheme, also known as Ponzi scheme, is an illegal form of multilevel marketing. In these scams, your ability to earn profits is based on the number of new participants you recruit, instead of the amount of products or services you sell. Sometimes there actually aren't any real products that are being sold. These types of schemes are common with [investment and independent direct selling opportunities](#).

These schemes rely on the income from new participants in order to pay fake "profits" to people that have been part of the scheme for longer amounts of time. However, the scheme falls apart when there aren't enough new recruits to pay into the system, so the earlier participants no longer receive earnings.

Tips to Avoid Being a Victim

Take steps to protect yourself from being a victim of a pyramid scheme:

- Be wary of "opportunities" to invest your money in franchises or investments that require you to bring in more investors to increase your profit, or recoup your initial investment.
- Be wary if the company sells non-tangible products or technical services, rather than physical items.
- Independently verify the legitimacy of any franchise or investment with the Better Business Bureau, your [state Attorney General](#), or any licensing agencies.
- Be skeptical of success stories and testimonials of fantastic earnings.

File a Complaint

If you are aware of a pyramid scheme or have been the victim of one, file a complaint with your [state consumer protection office](#), [state Attorney General](#), or the Better Business Bureau (BBB). If the pyramid scheme involved securities, you should also file a complaint with your [state's securities administrator](#), or the [Securities and Exchange Commission](#).

Contributors and Attributions

CC licensed content, Shared previously

- **Authored by:** USA.gov. **Located at:** www.usa.gov/saving-investing. **License:** [Public Domain: No Known Copyright](#)

This page titled [14.12.2: Saving and Investing](#) is shared under a [Public Domain](#) license and was authored, remixed, and/or curated by [Lumen Learning](#).

- [8.2: Saving and Investing](#) by Lumen Learning is licensed [Public Domain](#).

14.12.3: Stocks

What Are Stocks?

Stocks are a type of security that gives stockholders a share of ownership in a company. Stocks also are called “equities.”

Why do people buy stocks?

Why do companies issue stock?

What kinds of stock are there?

What are the benefits and risks of stocks?

How to buy and sell stocks

Understanding fees

Avoiding fraud

Additional information

Why Do People Buy Stocks?

Investors buy stocks for various reasons. Here are some of them:

- Capital appreciation, which occurs when a stock rises in price
- Dividend payments, which come when the company distributes some of its earnings to stockholders
- Ability to vote shares and influence the company

Why Do Companies Issue Stock?

Companies issue stock to get money for various things, which may include:

- Paying off debt
- Launching new products
- Expanding into new markets or regions
- Enlarging facilities or building new ones

What Kinds Of Stocks Are There?

There are two main kinds of stocks, common stock and preferred stock.

Common stock entitles owners to vote at shareholder meetings and receive dividends.

Preferred stockholders usually don't have voting rights but they receive dividend payments before common stockholders do, and have priority over common stockholders if the company goes bankrupt and its assets are liquidated.

Common and preferred stocks may fall into one or more of the following categories:

- **Growth stocks** have earnings growing at a faster rate than the market average. They rarely pay dividends and investors buy them in the hope of capital appreciation. A start-up technology company is likely to be a growth stock.
- **Income stocks** pay dividends consistently. Investors buy them for the income they generate. An established utility company is likely to be an income stock.
- **Value stocks** have a low price-to-earnings (PE) ratio, meaning they are cheaper to buy than stocks with a higher PE. Value stocks may be growth or income stocks, and their low PE ratio may reflect the fact that they have fallen out of favor with investors for some reason. People buy value stocks in the hope that the market has overreacted and that the stock's price will rebound.
- **Blue-chip stocks** are shares in large, well-known companies with a solid history of growth. They generally pay dividends.

Another way to categorize stocks is by the size of the company, as shown in its market capitalization. There are large-cap, mid-cap, and small-cap stocks. Shares in very small companies are sometimes called “microcap” stocks. The very lowest priced stocks are known as “penny stocks.” These companies may have little or no earnings. Penny stocks do not pay dividends and are highly speculative.

What Are The Benefits And Risks Of Stocks?

Stocks offer investors the greatest potential for growth (capital appreciation) over the long haul. Investors willing to stick with stocks over long periods of time, say 15 years, generally have been rewarded with strong, positive returns.

But stock prices move down as well as up. There's no guarantee that the company whose stock you hold will grow and do well, so you can lose money you invest in stocks.

If a company goes bankrupt and its assets are liquidated, common stockholders are the last in line to share in the proceeds. The company's bondholders will be paid first, then holders of preferred stock. If you are a common stockholder, you get whatever is left, which may be nothing.

Even when companies aren't in danger of failing, their stock price may fluctuate up or down. Large company stocks as a group, for example, have lost money on average about one out of every three years. If you have to sell shares on a day when the stock price is below the price you paid for the shares, you will lose money on the sale.

Market fluctuations can be unnerving to some investors. A stock's price can be affected by factors inside the company, such as a faulty product, or by events the company has no control over, such as political or market events.

Stocks usually are one part of an investor's holdings. If you are young and saving for a long-term goal such as retirement, you may want to hold more stocks than bonds. Investors nearing or in retirement may want to hold more bonds than stocks.

The risks of stock holdings can be offset in part by investing in a number of different stocks. Investing in other kinds of assets that are not stocks, such as bonds, is another way to offset some of the risks of owning stocks.

How To Buy And Sell Stocks

You can buy and sell stocks through:

- A direct stock plan
- A dividend reinvestment plan
- A discount or full-service broker
- A stock fund

Direct stock plans. Some companies allow you to buy or sell their stock directly through them without using a broker. This saves on commissions, but you may have to pay other fees to the plan, including if you transfer shares to a broker to sell them. Some companies limit direct stock plans to employees of the company or existing shareholders. Some require minimum amounts for purchases or account levels.

Direct stock plans usually will not allow you to buy or sell shares at a specific market price or at a specific time. Instead, the company will buy or sell shares for the plan at set times — such as daily, weekly, or monthly — and at an average market price. Depending on the plan, you may be able to automate your purchases and have the cost deducted automatically from your savings account.

Dividend reinvestment plans. These plans allow you to buy more shares of a stock you already own by reinvesting dividend payments into the company. You must sign an agreement with the company to have this done. Check with the company or your brokerage firm to see if you will be charged for this service.

Discount or full-service broker. Brokers buy and sell shares for customers for a fee, known as a commission.

Stock funds are another way to buy stocks. These are a type of mutual fund that invests primarily in stocks. Depending on its investment objective and policies, a stock fund may concentrate on a particular type of stock, such as blue chips, large-cap value stocks, or mid-cap growth stocks. Stock funds are offered by investment companies and can be purchased directly from them or through a broker or adviser.

Understanding Fees

Buying and selling stocks entails fees. A direct stock plan or a dividend reinvestment plan may charge you a fee for that service. Brokers who buy and sell stocks for you charge a commission. A discount brokerage charges lower commissions than what you would pay at a full-service brokerage. But generally you have to research and choose investments by yourself. A full-service brokerage costs more, but the higher commissions pay for investment advice based on that firm's research.

Avoiding Fraud

Stocks in public companies are registered with the SEC and in most cases, public companies are required to file reports to the SEC quarterly and annually. Annual reports include financial statements that have been audited by an independent audit firm. Information on public companies can be found on the SEC's EDGAR system.

Additional Information

[Accounts, Opening a Brokerage Account](#)

Brokerage Orders

[Buying and Selling Stock: Market Centers](#)

Holding Your Securities

[Microcap Stock](#)

[Stock Splits](#)

Reverse Stock Splits

[Stocks Held in Street Name](#)

[Trade Execution: Rules Your Brokerage Firm Must Follow](#)

[Voting Rights-Exercise Your Voting Rights in Corporate Elections](#)

Investor Bulletin: American Depositary Receipts

Investor Bulletin: After-Hours Trading

Contributors and Attributions

CC licensed content, Shared previously

- **Authored by:** Investor.org. **Located at:** www.investor.gov/introduction-investing/basics/investment-products/stocks. **License:** *Public Domain: No Known Copyright*

This page titled [14.12.3: Stocks](#) is shared under a [Public Domain](#) license and was authored, remixed, and/or curated by [Lumen Learning](#).

- **8.3: Stocks** by Lumen Learning is licensed [Public Domain](#).

14.12.4: Mutual Funds

What Are Mutual Funds?

A mutual fund is a company that pools money from many investors and invests the money in securities such as stocks, bonds, and short-term debt. The combined holdings of the mutual fund are known as its portfolio. Investors buy shares in mutual funds. Each share represents an investor's part ownership in the fund and the income it generates.

 [Order our free Mutual Funds publication](#)

Why do people buy mutual funds?

What types of mutual funds are there?

What are the benefits and risks of mutual funds?

How to buy and sell mutual funds

Understanding fees

Avoiding fraud

Additional information

Why Do People Buy Mutual Funds?

Mutual funds are a popular choice among investors because they generally offer the following features:

- **Professional Management.** The fund managers do the research for you. They select the securities and monitor the performance.
- **Diversification** or “Don’t put all your eggs in one basket.” Mutual funds typically invest in a range of companies and industries. This helps to lower your risk if one company fails.
- **Affordability.** Most mutual funds set a relatively low dollar amount for initial investment and subsequent purchases.
- **Liquidity.** Mutual fund investors can easily redeem their shares at any time, for the current net asset value (NAV) plus any redemption fees.

What Types Of Mutual Funds Are There?

Most mutual funds fall into one of four main categories – money market funds, bond funds, stock funds, and target date funds. Each type has different features, risks, and rewards.

- **Money market funds** have relatively low risks. By law, they can invest only in certain high-quality, short-term investments issued by U.S. corporations, and federal, state and local governments.
- **Bond funds** have higher risks than money market funds because they typically aim to produce higher returns. Because there are many different types of bonds, the risks and rewards of bond funds can vary dramatically.
- **Stock funds** invest in corporate stocks. Not all stock funds are the same. Some examples are:
 - Growth funds focus on stocks that may not pay a regular dividend but have potential for above-average financial gains.
 - Income funds invest in stocks that pay regular dividends.
 - Index funds track a particular market index such as the Standard & Poor’s 500 Index.
 - Sector funds specialize in a particular industry segment.
- **Target date funds** hold a mix of stocks, bonds, and other investments. Over time, the mix gradually shifts according to the fund’s strategy. Target date funds, sometimes known as lifecycle funds, are designed for individuals with particular retirement dates in mind.

What Are The Benefits And Risks Of Mutual Funds?

Mutual funds offer professional investment management and potential diversification. They also offer three ways to earn money:

- **Dividend Payments.** A fund may earn income from dividends on stock or interest on bonds. The fund then pays the shareholders nearly all the income, less expenses.

- **Capital Gains Distributions.** The price of the securities in a fund may increase. When a fund sells a security that has increased in price, the fund has a capital gain. At the end of the year, the fund distributes these capital gains, minus any capital losses, to investors.
- **Increased NAV.** If the market value of a fund's portfolio increases, after deducting expenses, then the value of the fund and its shares increases. The higher NAV reflects the higher value of your investment.

All funds carry some level of risk. With mutual funds, you may lose some or all of the money you invest because the securities held by a fund can go down in value. Dividends or interest payments may also change as market conditions change.

A fund's past performance is not as important as you might think because past performance does not predict future returns. But past performance can tell you how volatile or stable a fund has been over a period of time. The more volatile the fund, the higher the investment risk.

How To Buy And Sell Mutual Funds

Investors buy mutual fund shares from the fund itself or through a broker for the fund, rather than from other investors. The price that investors pay for the mutual fund is the fund's per share net asset value plus any fees charged at the time of purchase, such as sales loads.

Mutual fund shares are "redeemable," meaning investors can sell the shares back to the fund at any time. The fund usually must send you the payment within seven days.

Before buying shares in a mutual fund, read the prospectus carefully. The prospectus contains information about the mutual fund's investment objectives, risks, performance, and expenses. See [How to Read a Mutual Fund Prospectus Part 1](#), [Part 2](#), and [Part 3](#) to learn more about key information in a prospectus.

Understanding Fees

As with any business, running a mutual fund involves costs. Funds pass along these costs to investors by charging fees and expenses. Fees and expenses vary from fund to fund. A fund with high costs must perform better than a low-cost fund to generate the same returns for you.

Even small differences in fees can mean large differences in returns over time. For example, if you invested \$10,000 in a fund with a 10% annual return, and annual operating expenses of 1.5%, after 20 years you would have roughly \$49,725. If you invested in a fund with the same performance and expenses of 0.5%, after 20 years you would end up with \$60,858.

It takes only minutes to use a mutual fund cost calculator to compute how the costs of different mutual funds add up over time and eat into your returns. See the [Mutual Fund Glossary](#) for types of fees.

Avoiding Fraud

By law, each mutual fund is required to file a prospectus and regular shareholder reports with the SEC. Before you invest, be sure to read the prospectus and the required shareholder reports. Additionally, the investment portfolios of mutual funds are managed by separate entities known as "investment advisers" that are registered with the SEC. Always check that the investment adviser is registered before investing.

Additional Information

[Mutual Funds – A Guide for Investors](#)

[Closed-End Funds](#)

[Index Funds](#)

[Interval Funds](#)

[Mutual Fund Proxy Voting Records and Policies](#)

[Mutual Fund Investing: Look at More Than a Fund's Past Performance](#)

BASICS

Save and Invest [Expand](#)

How Stock Markets Work [Expand](#)

Investment Products

529 Plans

Annuities

Auction Rate Securities

Bonds

Certificates of Deposit (CDs)

Commodities

Corporate Bonds

Exchange-Traded Funds (ETFs)

Hedge Funds

High-yield Corporate Bonds

International Investing

Money Market Funds

Municipal Bonds

Mutual Funds

myRA

Options

Private Equity Funds

Real Estate Investment Trusts (REITs)

Savings Bonds

Stocks

Structured Notes with Principal Protection

Target Date Funds

Variable Annuities

[Expand](#)

What is Risk?

Role of the SEC [Expand](#)

Contributors and Attributions


CC licensed content, Shared previously

- **Authored by:** Investor.gov. **Located at:** www.investor.gov/investing-basics/investment-products/mutual-funds. **License:** *Public Domain: No Known Copyright*

This page titled [14.12.4: Mutual Funds](#) is shared under a [Public Domain](#) license and was authored, remixed, and/or curated by [Lumen Learning](#).

- **8.4: Mutual Funds** by Lumen Learning is licensed [Public Domain](#).

14.12.5: Video- How does the stock market work



14.12.5: Video- How does the stock market work is shared under a [not declared](#) license and was authored, remixed, and/or curated by LibreTexts.

CHAPTER OVERVIEW

15: Other Investment Options

[15.1: Mutual Funds, Real Estate, Collectibles Overview \(Introduction\)](#)

[15.2: Mutual Funds](#)

[15.3: Real Estate Investments](#)

[15.4: Commodities and Collectibles](#)

[15.5: Alternate Perspectives](#)

[15.5.1: Investing in Mutual Funds](#)

[15: Other Investment Options](#) is shared under a [not declared](#) license and was authored, remixed, and/or curated by LibreTexts.

15.1: Mutual Funds, Real Estate, Collectibles Overview (Introduction)

When people think of investing, they tend to think of stocks and bonds, investing in companies that create productivity, employment, and profit. Investments in stocks and bonds are ways of sharing in that profit and ultimately in economic growth.

While companies are the engines of economic growth, other assets such as real estate and commodities—natural resources or raw materials—fuel those engines. Increased market transparency and access, largely through the technologies of the Internet and global communications, have made it possible for more investors to invest in the “fuels” as well as the “engines” of commerce. Real estate and commodities investing have become increasingly popular as diversifiers for a sound investment portfolio.

Mutual funds are not another kind of asset but another way of investing in any kind of asset. The fund is a pool capable of much greater diversification than an individual’s investment portfolio, given transaction costs. A mutual fund can also provide security selection, expertise, liquidity, and convenience. Some funds are even designed to perform the asset allocation task for the investor. Mutual funds are fast becoming the dominant investment vehicle for individual investors, changing the role of the broker and financial advisor.

15.1: Mutual Funds, Real Estate, Collectibles Overview (Introduction) is shared under a [CC BY-NC-SA 3.0](#) license and was authored, remixed, and/or curated by LibreTexts.

15.2: Mutual Funds

Learning Objectives

1. Identify the general purposes of using mutual funds in individual investment portfolios.
2. Analyze the advantages of an index fund or a fund of funds.
3. List and define the structures of mutual funds.
4. Describe the strategic goals of lifestyle funds, leveraged funds, and inverse funds.
5. Identify the costs and differences in costs of mutual fund investing.
6. Calculate returns from mutual fund investing.
7. Summarize the information found in a mutual fund prospectus.

As defined in the Chapter 12, a mutual fund is a portfolio of securities, consisting of one type of security or a combination of several different types. A fund serves as a convenient way for an investor to have a diversified portfolio of investments in just about any investable asset. The oldest mutual fund is believed to have been founded by Adriaan van Ketwisch in 1774. Ketwisch invited investors to contribute to a trust fund to spread the risk of investing in foreign bonds. The idea moved from the Netherlands to Scotland to the United States, where the Boston Personal Property Trust established the first mutual fund in 1893.^[1]

The mutual fund's popularity has grown in periods of economic expansion. At the height of the stock market boom in 1929, there were over seven hundred mutual funds in the United States. After 1934, mutual funds fell under the regulatory eye of the Securities and Exchange Commission (SEC), and it wasn't until the 1950s that there were once again over one hundred mutual funds in the United States.

Mutual funds multiplied in the 1970s, spurred on by the creation of IRAs and 401(k) retirement plans, and again in the 1980s and 1990s, inspired by economic growth and the tech stock boom. By the end of 2008, U.S. mutual funds—which account for just over half of the global market—had \$9.6 trillion in assets under management. Forty-five percent of all U.S. households owned mutual funds, compared to 6 percent in 1980. For 69 percent of those households, mutual funds were more than half of their financial assets.^[2] Mutual funds play a significant role in individual investment decisions.

A mutual fund provides an investor with cheaper and simpler diversification and security selection, requiring only one transaction to own a diversified portfolio (the mutual fund). By buying shares in the fund rather than individual securities, you achieve extensive diversification for a much lower transaction cost than by investing in individual securities and making individual transactions. You also receive the benefit of professional security selection, which theoretically minimizes the opportunity costs of lesser choices. So by using a mutual fund, you get more and better security selection and diversification.

A mutual fund also provides stock and bond issuers with a mass market. Rather than selling shares to investors individually (and incurring the costs of doing so), issuers can more easily find a market for their shares in mutual funds.

Structures and Types of Mutual Funds

Like stocks and bonds, mutual funds may be actively or passively managed. As you read in Chapter 15 and Chapter 16, actively managed funds provide investors with professional management and the expected research, analysis, and watchfulness that goes with it. Passively managed **index funds**, on the other hand, are designed to mirror the performance of a specific index constructed to be representative of an asset class. Recall, for example, that the Standard & Poor's (S&P) 500 Index is designed to mirror the performance of the five hundred largest large cap stocks in the United States.

Mutual funds are structured in three ways:

1. Closed-end funds
2. Open-end funds
3. Exchange-traded funds

Closed-end funds are funds for which a limited number of shares are issued. Once all shares have been issued, the fund is "closed" so a new investor can only buy shares from an existing investor. Since the shares are traded on an exchange, the limited supply of shares and the demand for them in that market directly determines the value of the shares for a closed-end fund.

Most mutual funds are **open-end funds** in which investors buy shares directly from the fund and redeem or sell shares back to the fund. The price of a share is its **net asset value (NAV)**, or the market value of each share as determined by the fund's assets and

liabilities and the number of shares that exist. Here is the basic formula for calculating NAV:

$$\text{NAV} = \frac{(\text{market value of fund securities} - \text{fund liabilities})}{\text{number of shares outstanding}}$$

Demand for shares is reflected in the number of shares outstanding, because the fund can create new shares for new investors. NAV calculations are usually done once per day at the close of trading, when mutual fund transactions are recorded.

The NAV is the price that the fund will pay you when you redeem your shares, so it is a gauge of the shares' value. It will increase if the market value of the securities in the fund increases faster than the number of new shares.

Exchange-traded funds (ETFs) are structured like closed-end funds but are traded like stocks. Shares are traded and priced continuously throughout the day's trading session, rather than once per day at the end of trading. ETFs trade more like individual securities; that is, if you are trying to time a market, they are a more nimble asset to trade than open-end or closed-end funds.

Originally designed as index funds, exchange-traded funds now target just about every asset, sector, and economic region imaginable. Because of this, ETFs have become quite popular, with over \$529 billion invested in over seven hundred funds (as of April 2009)^[3]. Table 14.11.1 compares the features of closed-end funds, open-end funds, and ETFs.

Table 14.11.1 : Fund Features

	Closed-End	Open-End	ETF
Number of Shares	Limited	Unlimited	Limited
Trades	End of the trading day	Fund sponsor	Continuously
Traded with	Other shareholders (after the fund closes)	End of the trading day	Other shareholders

Shares of closed-end funds and exchange-traded funds are bought and sold on exchanges, much like shares of stock. You would go through a broker to make those transactions. Shares of open-end funds may be bought and sold directly from the fund sponsor, a mutual fund company or investment manager such as Fidelity, Vanguard, Janus, T. Rowe Price, or Teachers Insurance and Annuity Association-College Retirement Equities Fund (TIAA-CREF). You can make those transactions at any of the company's offices, by telephone, or online. About 40 percent of all mutual fund transactions are done directly (without a broker) through a retirement plan contribution or a mutual fund company.^[4]

Some other types of mutual funds are shown below. Some research companies, such as Morningstar, track as many as forty-eight different categories of mutual funds.

Funds of funds

Mutual funds that own shares in other mutual funds rather than in specific securities. If you decide to use mutual funds rather than select securities, a fund of funds will provide expertise in choosing funds.

Lifestyle funds

Funds of stocks and bonds that manage portfolio risk based on age or the time horizon for liquidity needs. Lifestyle funds perform both security selection and asset allocation for investors, determined by the target date. For example, if you were now thirty years old, you might choose a lifestyle fund with a target date of thirty-five years from now for your retirement savings. As the fund approaches its target date, its allocation of investments in stocks and bonds will shift to carry less risk as the target nears. Lifestyle funds are used primarily in saving for retirement; many are created as funds of funds.

Leveraged funds

Funds that invest both investors' money and money that the fund borrows to augment the investable assets and thus potential returns. Because they use borrowing, leveraged funds are riskier than funds that do not use leverage.

Inverse funds

Funds that aim to increase in value when the market declines, to be counter-cyclical to index funds, which aim to increase in value when the market rises. Inverse funds, also called bear funds, are set up to perform contrary to the index. Since most economies become more productive over time, however, you can expect indexes to rise over time, so an inverse fund would make sense only as a very short-term investment.

Mutual Fund Fees and Returns

All funds must disclose their fees to potential investors: sales fees, management fees, and expenses. A **load fund** charges a sales commission on each share purchase. That sales charge (also called a **front-end load**) is a percentage of the purchase price. A **no-load fund**, in contrast, does not charge a sales commission, because shares may be purchased directly from the fund or through a discount broker. The front-end load can be as much as 8.5 percent, so if you plan to invest often or in large amounts, that can be a substantial charge. For example, a \$5,000 investment may cost you \$425, reducing the amount you have to invest and earn a return.

A fund may charge a **back-end load**, actually a deferred sales charge, paid when you sell your shares instead of when you buy them. The charge may be phased out if you own the shares for a specified length of time, however, usually five to seven years.

A fund may charge a management fee on an annual basis. The management fee is stated as a fixed percentage of the fund's asset value per share. Management fees can range from 0.1 percent to 2.0 percent annually. Typically, a more actively managed fund can be expected to charge a higher management fee, while a passively managed fund such as an index fund should charge a minimal management fee.

A fund may charge an annual **12b-1 fee** or distribution fee, also calculated as not more than 1.0 percent per year of the fund's asset value. Some mutual funds charge other extra fees as well, passing on fund expenses to shareholders. You should consider fee structure and rate when choosing mutual funds, and this can be done through calculations of the expense ratio.

Taken together, the annual management, distribution, and expense fees are measured by the **expense ratio**—the total annual fees expressed as a percentage of your total investment. The expense ratio averages around 0.99 percent for all mutual funds, but it may be more than 2 percent of your investment's value.^[5] That may not sound like much, but it means that if the fund earns a 5 percent return, your net return may be less than 3 percent (and after taxes, it's even less). When choosing a fund, you should be aware of all charges—especially annual or ongoing charges—that can affect your investment return.

Say you invest in a load fund with a 5 percent front-end load and an expense ratio of 2.25 percent and suppose the fund earns a 5 percent return. Table 14.11.2 shows how your \$5,000 investment would look after one year.

Table 14.11.2 : Mutual Fund Example

Original investment	\$ 5,000
Load (5%)	-\$ 250
Net investment	\$ 4,750
Return (5%)	\$ 238
End-of-year assets	\$ 4,988
Less expenses (2.25%)	-\$ 112
Ending investment	\$ 4,875
Net return (ending investment value - net investment)	\$ 125
Net percentage return	2.64%

Expenses can be a significant determinant of your net return, and since expenses vary by fund, fund strategy (active or passive), and fund sponsor, you should shop around and understand what your costs of investing will be.

Owning shares of a mutual fund means owning shares in a pool of assets. The returns of the fund are the returns of those assets: interest, dividends, or gains (losses). Income may come from **interest distributions** if the fund invests in bonds or interest-producing assets or as **dividend distributions** if the fund invests in stocks.

Mutual funds buy and sell or "turn over" the fund assets. Even passively managed funds need to rebalance to keep pace with their benchmarks as market values change. The **turnover ratio** is the percentage of fund assets that have been turned over or replaced in the past year, a measure of the fund's trading activity.

Turnover can create capital gains or losses. Periodically, usually once per year, the fund's net capital gains (or losses) are distributed on a per share basis as a **capital gains distribution**. You would expect turnover to produce more gains than losses. The more turnover, or the higher the turnover ratio, the greater the capital gains distributions you may expect.

Unless you have invested in a tax-exempt savings plan such as an Individual Retirement Account (IRA) or a 401(k), interest and dividend distributions are taxable as personal income, as are capital gains, including capital gains distributions. A higher turnover ratio may mean a higher tax expense for capital gains distributions. Most open-end mutual funds allow you the option of having your income and gains distributions automatically reinvested rather than paid out, which means that you may be paying taxes on earnings without ever "seeing" the money.

Mutual Fund Information and Strategies

All mutual fund companies must offer a **prospectus**, a published statement detailing the fund's assets, liabilities, management personnel, and performance record. You should always take the time to read it and to take a closer look at the fund's investments to make sure that the fund will be compatible and appropriate to your investment goals.

For example, suppose you have an investment in an S&P 500 Index fund and now are looking for a global stock fund to complement and diversify your holdings in domestic (U.S.) equities. You go to the Web site of a large mutual fund company offering hundreds of funds. You find a stock fund called "Global Stock Fund"—sounds like it's just what you are looking for. Looking closer, however, you can see that this fund is invested in the stocks of companies in Germany, Japan, and the United Kingdom. While they are not U.S. stocks, those economies are similar to the U.S. economy, perhaps too similar to provide the diversity you are looking for.

Or suppose you are looking for a bond fund to create income and security. You find a fund called the "Investment Grade Fixed Income Fund." On closer inspection, however, you find that the fund does not invest only in investment grade bonds but that the *average* rating of its bonds is investment grade. This means that the fund invests in many investment grade bonds but also in some speculative grade bonds to achieve higher income. While this fund may suit your need for income, it may not be appropriate for your risk tolerance.

Mutual fund companies make this information readily available on Web sites and in prospectuses. You should always make the extra effort to be sure you know what's in your fund. In addition, mutual funds are widely followed by many performance analysts. Ratings agencies such as Morningstar and investment publications such as *Barron's* and *Forbes* track, analyze, and report the performance of mutual funds. That information is available online or in print and provides comparisons of mutual funds that you may find helpful in choosing your fund.

In print and online newspapers, mutual fund performance is reported daily in the form of tables that compare the average returns of funds from week to week. Reported average returns are based on the net asset value per share (NAVPS). Investors can use this information to choose or compare funds and track the performance of funds they own.

In conclusion, since a mutual fund may be made up of any kind or many kinds of securities (e.g., stocks, bonds, real estate, and commodities), it is not really another kind of investment. Rather, it is a way to invest without specifically selecting securities, a way of achieving a desired asset allocation without choosing individual assets.

The advantages of investing in a mutual fund are the diversification available with minimal transaction costs and the professional management or security selection that you buy when you buy into the fund.

Compared to actively managed funds, passively managed or index funds offer similar diversification but with lower management fees and expense ratios because you aren't paying for market timing or security selection skills. The turnover ratio shows how passive or active the fund management is. About half of all equity mutual funds have a turnover ratio of less than 50 percent.^[6]

Performance history has shown that actively managed funds, on average, do not necessarily outperform passively managed funds. [7] Since they usually have higher fees, any advantage created by active management is usually canceled out by their higher costs. Still, there are investors who believe that some mutual funds and mutual fund managers can, on average, outperform the markets or the indexes that provide the benchmarks for passively managed funds.

Summary

- Mutual funds provide investors with
 - diversification,
 - security selection,
 - asset allocation.
- Funds may be actively or passively managed.
- Index funds mirror an index of securities, providing diversification without security selection.
- Funds of funds provide the investor with preselected funds.
- Mutual funds may be structured as
 - closed-end funds,
 - open-end funds,
 - exchange-traded funds.
- Some funds are structured to achieve specific investment goals:
 - Lifestyle funds with target dates to minimize liquidity risk through asset allocation
 - Leveraged funds to increase return through using debt
 - Inverse funds to increase return through active management with the expectation of a down market
- Mutual fund costs may include
 - a sales charge when shares are purchased, or front-end load,
 - a sales charge when shares are sold, or back-end load,
 - a management fee while shares are owned, or
 - a 12b-1 (distribution) fee while shares are owned.
- The management expense ratio is the total mutual fund cost expressed as a percentage of the funds invested.
- Fees vary by
 - fund sponsor,
 - fund strategy (active or passive),
 - fund sales (direct or through a broker).
- Returns from a mutual fund include returns on the securities it owns, including
 - interest distributions,
 - dividend distributions,
 - capital gains distributions.
- A fund prospectus details the fund's investment holdings, historic returns, and costs. Mutual fund ratings in the financial media are another source of information.

Exercises

1. View the video "Investing in Mutual Funds" at efinancedirectory.com/multime...nds_Video.html. According to the speaker, are no-load funds free? Should you buy mutual funds near the end of a year? Survey the articles and tools at "Mutual Funds 101" on Yahoo! Finance at finance.yahoo.com/funds/mutual_funds_101. According to both this source and the video, what are the two key benefits of mutual funds? How are mutual funds classified? How can you gauge the performance of a mutual fund? What are the costs of owning mutual funds? Where can you get information about a mutual fund?
2. Securities regulations require complete and continuous disclosure, also referred to as transparency, so that investors will know what they are getting into when they invest. This requirement is partly satisfied through a fund prospectus. Read the SEC's advice on how to read a prospectus and what to look for at <http://www.sec.gov/answers/mfprospectustips.htm>. Then compare that information with the advice offered at <http://www.getrichslowly.org/blog/2009/04/23/how-to-read-a-mutual->

[fund-prospectus/](#). On the same page, browse the "Best of Get Rich Slowly" links, too. How does this information reinforce the idea that you should thoroughly read and understand a prospectus before investing in a fund?

3. View Morningstar's performance data chart for various categories of mutual funds at <http://news.morningstar.com/fundReturns/CategoryReturns.html>. What general categories of funds are included in the chart? Over what time periods are average returns compared? On July 15, 2009, the chart identified the following funds as having average returns of more than 5 percent after five years: natural resources stock, utilities stock, Latin America stock, Pacific/Asia stock, diversified emerging markets stock, emerging markets bonds, long-term government bonds, and equity precious metals. What is the performance of those funds today?
4. Read Investopedia's article on the costs of investing in mutual funds at <http://www.investopedia.com/university/mutualfunds/mutualfunds2.asp>. What is your management expense ratio (MER)? Do mutual funds with higher expenses generally earn higher returns?
5. Take Investopedia's tutorial on how to read a mutual fund table in the financial news at <http://www.investopedia.com/university/mutualfunds/mutualfunds4.asp>. What do the columns mean? What is being compared? What can you learn from mutual fund tables that may help you choose funds or track the performance of funds you own? Share your ideas with classmates.
6. In your personal finance journal, record your study of a fund you choose to track. Read the prospectus, check its ratings, and compare its week-to-week performance with that of similar funds in the mutual funds table in the financial section of a newspaper. Record your observations, questions, and commentary as you go about deciding hypothetically whether or not to invest in that fund.

[1] FinanceScholar.com, <http://www.financescholar.com/histor...ual-funds.html> (accessed June 15, 2009).

[2] The Investment Company Institute, 2009 Investment Company Fact Book, 49th ed., 2009, http://www.ici.org/pdf/2009_factbook.pdf (accessed June 15, 2009).

[3] *ibid*

[4] *ibid*

[5] *ibid*

[6] *ibid*

[7] Burton G. Malkiel, *A Random Walk Down Wall Street* (New York: W. W. Norton & Company, Inc., 2007), 360.

This page titled [15.2: Mutual Funds](#) is shared under a [CC BY-NC-SA 3.0](#) license and was authored, remixed, and/or curated by [Anonymous](#) via [source content](#) that was edited to the style and standards of the LibreTexts platform.

15.3: Real Estate Investments

Learning Objectives

1. Distinguish between direct and indirect investments in real estate.
2. Identify the four main ways to invest in real estate indirectly.
3. Explain the role and the different kinds of REITs.
4. Discuss the role and uses of mortgage-backed securities.

When you buy a home, even with a mortgage, you are making a **direct investment**, because you are both the investor and the owner who holds legal title to the property. For most people, a home is the single largest investment they ever make.

As an investor, you may want to include other real estate holdings in your portfolio, most likely as an **indirect investment** in which you invest in an entity that owns and manages real estate. Studies have shown that real estate is a good diversifier for financial investments such as stocks and bonds.^[1]

Direct Investments

Sonia is looking to buy her first home. After graduating from college, she decided to stay on because she liked the town and found a job as an elementary school teacher. She loves her job, but her income is limited. She finds a nice, two-family house in a neighborhood close to the college. It needs some work, but she figures she can use the summer months to fix it up—she's pretty handy—and renting to students won't be a problem. The tenants will pay their own utilities. Sonia figures that the rental income will help pay her mortgage, insurance, and taxes, and that after the mortgage is paid off, it will provide a nice extra income.

Many real estate investors begin like Sonia, buying a rental property that helps them to afford their own home. If you actively manage the rental property, there are tax benefits as well. Of course, you have to provide maintenance services and arrange for repairs, and, in Sonia's case, perhaps give up a bit of privacy. A second or vacation home can be used as a rental property as well, although the tax benefits are less assured. In both cases, the investor is making a direct investment in the property.

The advantages to a direct investment are the additional rental income and tax benefits. The disadvantages are that real estate is relatively illiquid, and the investment concentrates your portfolio in one asset class—residential real estate. Conventional wisdom was that real estate was a good hedge against inflation, but the recent burst of the housing bubble—not only in the United States but also worldwide—has cast a shadow on that thinking. Also, to realize the tax benefits, you must actively manage the rental property, and being a landlord is not for everyone.

Other direct real estate investments include **commercial property**, or property exclusively for rent, and undeveloped land. Developers buy property or land and seek to profit from quickly improving and reselling it. Both are more speculative investments, especially if purchased with debt financing. They may also prove to be illiquid and to concentrate assets, making them inappropriate investments for investors without a large and diversified portfolio.

Indirect Investments

Investors who want to add a real estate investment to their portfolio more often make an indirect investment. That is, they buy shares in an entity or group that owns and manages property. For example, they may become limited partners in a real estate syndicate.

A **syndicate** is a group created to buy and manage commercial property such as an apartment, office building, or shopping mall. The syndicate may be structured as a corporation or, more commonly, as a limited partnership.

In a **limited partnership**, there is a general partner and limited partners. The general partner manages the entity, while the limited partners invest in partnership shares. The limited partners are only liable for the amount of their investment; that is, they can lose only as much as they have put in. Limiting liability is particularly important in real estate, which relies on leverage or debt financing. Investors find syndicates valuable in limiting liability and in providing management for the property.

Another form of indirect investing is a **real estate investment trust (REIT)**—a mutual fund of real estate holdings. You buy shares in the REIT, which may be privately held or publicly traded on an exchange. The REIT is a fund invested in various commercial properties. Some REITs specialize, concentrating investments in specific kinds of property, such as shopping malls, apartments, or vacation properties.

To qualify as a REIT in the United States (for the allowable tax benefits), a fund must

- be managed by directors as a corporation or trust,
- offer transferrable shares,
- not be a financial institution,
- have at least a hundred shareholders,
- have at least 95 percent of income from interest, dividends, and property,
- pay dividends that are at least 90 percent of the REITs taxable income,
- have at least 75 percent of its assets invested in real estate,
- get at least 75 percent of gross revenue from real estate.

An equity REIT invests in property, while a mortgage REIT provides real estate financing. A hybrid REIT does both. REITs do for real estate what mutual funds do for other assets. They provide investors with a way to invest with more liquidity and diversity and with comparatively lower transaction costs.

Another way to invest in the real estate market is to invest in the real estate financing rather than the actual real estate. **Mortgage-backed securities (MBS)** are bonds secured by pools of mortgages owned by large financial institutions or agencies of the federal government.

It is difficult to price mortgage-backed securities—to gauge their present and future value and their risk. Like any bond, mortgage-backed securities are vulnerable to interest rate, reinvestment, and inflation risk, but they are also particularly vulnerable to economic cycles and to default risk. If the economy is in a recession and unemployment rises, mortgage defaults will likely rise. When mortgage defaults rise, and the value of mortgage-backed securities falls.

Because they are complicated and risky, mortgage-backed securities are appropriate only for investors with a large enough asset base and risk tolerance to support the investment. MBS investors are usually institutional investors or very wealthy individuals.

Summary

- Direct investments in real estate involve controlling ownership and management of the property.
- Indirect investment involves owning a share of a company that owns and manages the real estate.
- Indirect investments may be structured as
 - a syndicate,
 - a limited partnership,
 - a real estate investment trust (REIT).
- A REIT is designed as a mutual fund of real estate holdings.
 - An equity REIT invests in property.
 - A mortgage REIT invests in real estate financing.
 - A hybrid REIT does both.
- Mortgage-backed securities are another way to invest in a real estate market by investing in its financing, but they are considered too risky for individual investors.

Exercises

1. View the video "Top Eight Real Estate Investment Mistakes" at www.5min.com/Video/Top-Eight-...takes-24084962. According to the speaker, based on eight common mistakes that real estate investors make, what eight things should you do to succeed? The same speaker gives advice on how to be a landlord at www.5min.com/Video/What-Does-...dlord-27579055. What five points does she identify as most important?
2. What have been your experiences as a landlord or as a tenant? Collaborate with classmates to develop two lists: advantages and disadvantages of direct investing in rental property and of being a tenant in a residential or commercial space. Have you had any experience with developing or "flipping" property for resale? What is your opinion of direct investing in foreclosed homes to flip for profit? For perspectives, see the 2009 Money Talks videos on this subject, such as "Vulture Investing" at www.youtube.com/watch?v=rXF1d...fs&feature=fvw. According to the MSN article "Flipping Houses Is Harder than It Looks" at <http://realestate.msn.com/article.aspx?cp-documentid=13107725>, why is flipping houses so challenging?

3. Are you already invested in real estate? Record in your personal finance journal information about your investment and/or your strategy for including real estate in your investment portfolio. Will you invest directly, indirectly, or both? What is your plan and timetable for executing your strategy? Choose one of the REITs listed at "In Reality" at www.inrealty.com/restocks/linmrt.html to track and to consider hypothetically as an investment. What might be some advantages and risks of investing in this or another REIT as part of your investing strategy?

^[1] Jack Clark Francis and Roger G. Ibbotson, *Contrasting Real Estate with Comparable Investments, 1978–2004* (Ibbotson Associates, 2007), <http://corporate.morningstar.com/ib/asp/detail.aspx?xmlfile=1409.xml> (accessed June 24, 2009).

This page titled [15.3: Real Estate Investments](#) is shared under a [CC BY-NC-SA 3.0](#) license and was authored, remixed, and/or curated by [Anonymous](#) via [source content](#) that was edited to the style and standards of the LibreTexts platform.

15.4: Commodities and Collectibles

Learning Objectives

1. Define and describe the characteristics and uses of derivative contracts.
2. Explain the roles of precious metals in an investment portfolio.
3. Describe the methods available to individual investors in making commodities investments.
4. Compare and contrast the advantages and disadvantages of using collectibles in an individual investment portfolio.

Some investors prefer to invest directly in the materials that are critical to an industry or market, rather than investing in the companies that use them. For example, if you think that the price of oil is going to rise, one way to profit from the higher price would be to buy shares of oil companies that profit by refining oil and selling gasoline, fuels, and other petroleum products. Another way is to buy the oil itself as a commodity.

Commodities are raw materials—agricultural products, metals, energy sources, currencies, and so on—that go into producing goods and services. Investing in commodities is a way to profit directly from the raw material rather than from its products. As discussed in Chapter 12, commodities trading is not new—the first commodities exchange in the United States was established in 1848.

Because they are or rely on natural resources, commodities have a largely unpredictable supply. They have inherent risk, because they are exposed to changes in weather or geology or global politics. Commodities trading began as a way for commodity producers and consumers to manage their risks. These traders are managing risks going forward; that is, they hedge by buying and selling commodities that they expect to exist in the future. This trading is done using future and forward contracts—types of derivatives, discussed in the Chapter 12.

Investing in commodities involves transaction costs and a time limit on realizing your gains (or losses), because derivatives are time-sensitive contracts created with an expiration date.

Commodity investing is risky business, because it is done through derivatives—assets whose value depends on the value of another asset. For instance, the value of a contract to buy or sell soybeans at some time in the future depends on the value of the soybeans. When you invest in a derivative, you are taking on the risk of both contract and the asset that it depends on. One strategy to manage this risk is to invest in both, creating a situation in which one investment can act as a hedge for the other. The way this works is if the underlying asset (the soybeans) gains value, you'll lose on the derivative (the futures contract on soybeans); but if the asset loses value, you can gain on the derivative.

One example of this is the "prebuy" offer common in regions where homes are heated by oil. When you heat your home with oil, you are exposed to the risk of volatility in the price of oil. This volatility can upset your household budget and, since heat is a necessity, can take away from your other spending needs. You could guarantee your winter's cost of oil by buying it all in the summer, but you would need a huge oil tank to store all that oil until winter. As an alternative and to attract customers, some heating oil suppliers offer a prebuy deal. During the summer, customers can buy their winter's supply of oil at a set price, and the oil company will then deliver it as needed over the winter months.

If the price of oil goes up, the customer is protected and gains by not having to pay the higher price. The oil dealer loses the extra profit it could have had. On the other hand, if the price of oil goes down, the dealer is assured its profit, while the customer pays more than necessary without the prebuy deal.

In the language of commodities trading, the customer is "short" oil, that is, needs it and seeks to lock in a price through the prebuy deal. The oil dealer is "long" oil, that is, has a supply and wants to sell it and so seeks to lock in the sale of a certain quantity at a certain price. The customer wants to lock in a low price, while the dealer wants to lock in a high price. Each is betting on what will be "low" and "high" relative to what the real price of oil turns out to be in the future. The hedge of the prebuy deal relieves both the customer and the dealer of the uncertainty or risk. The deal creates its own risks, but if those are smaller than the risk of oil's price volatility, then the dealer will offer the prebuy, and the customer will take it.

When you trade commodities, you are also exposed to the risks of trading in the commodities markets. Another reason that commodities investing is risky for individual investors is because professional commodity investors often take speculative positions, betting on the future price of derivatives without holding investments in the underlying assets. Speculators can influence

that future price, which after all is just the market's consensus of what that price "should" be. For individual investors, the risks of commodities trading often outweigh the advantage of whatever diversification they bring to the portfolio.

Gold, Silver, and Precious Metals

Historically, gold and silver have been popular investments of individual investors. For thousands of years, gold and silver have been used as a basis for currency value, either minted into coins or used to back currency value. When a currency is backed by gold, for example, or is "on the gold standard," there should be a direct relationship between the value of the currency and the value of the gold.

In times of inflation or deflation, investors worry that the value or purchasing power of currency will change. They may invest in gold or silver as a more stable store of wealth than the currency that is supposed to represent the metal. In other words, if investors lose faith in the currency that represents the gold, they may trade their money for the gold.

Most currencies used today are not backed by a precious metal but by the productivity and soundness of the economy that issues them. For example, the value of the U.S. dollar is not related to the value of an ounce of gold, but to the value of the U.S. economy.

When economic or political turmoil seems to threaten the health of an economy and hence the value of its currency, some investors choose to invest in the gold or silver that seems to retain its value. For that reason, gold or silver has historically been regarded as a hedge against inflation.

How exactly do you buy gold? Gold bullion is sold as bars or wafers in units of one kilogram or 32.15 troy ounces. Metal dealers and some banks will sell bars or wafers ranging from 5 grams (or 0.16075 troy ounces) to 500 ounces or more. Transaction costs are relatively high, between 5 percent and 8 percent, and there is the cost of storing and securing the gold bars or wafers.

A more popular way to buy gold is as coins, which are more easily stored and secured. Gold coins are minted by several countries, including the United States, and may be bought from banks, brokers, and dealers for a fee of about 2 percent.

Commodity Indexes and Exchange-Traded Funds

As with stocks, bonds, and real estate, the most popular way for individual investors to invest in any commodities—including precious metals—is through open-end mutual funds or exchange-traded funds (ETF). The fund may invest in a variety of contracts, diversifying its holdings of the commodity. It has professional managers who understand the pricing of such contracts and can research the market volatility and the global economy. Using a fund as a way of investing in commodities thus provides both diversification and expertise. It can also give you more liquidity as fund shares can be quickly traded into the market.

For example, if you expect inflation and want to buy gold, instead of trying to buy gold bars, you could invest in a fund (iShares), an exchange-traded fund (Comex Gold), or mutual funds (Fidelity Select Gold or Vanguard Precious Metals). These funds allow you to "own" gold but also to get diversification, expertise, and liquidity, reducing your risk.

There are mutual funds or exchange-traded funds for nearly every commodity that is traded. There are also passively managed commodity index funds, similar to stock or bond index funds. Investing in commodities can be a way to achieve asset diversification in your portfolio, because often a commodity such as gold is counter-cyclical to the economy, and therefore is counter-cyclical to your stock and bond holdings as well. Commodities may also add significant risk to a portfolio, however, so the advantage of adding them as a diversification strategy may be canceled out by the additional risk.

Collectibles and Unique Investments

Any asset that is tradable may become an investment; that is, it may be purchased and held with the expectation that it can be sold when its value increases. So long as there is a market for it—a buyer—it potentially may be sold at a gain.

Collectibles and unique investments include the following:

- Antique furniture
- Stamps
- Coins
- Rare books
- Sports trading cards
- Vintage cars
- Vintage clothes
- Vintage wines

- Vintage vinyl
- Fine art
- Musical instruments
- Jewelry
- Historical curios
- Other ephemera

As investments, collectibles cannot be standardized in the way that stocks, bonds, or even real estate and used cars can be. Each asset has attributes that make it more or less valuable, even among similar assets. Its value is hard to judge, and therefore it is harder for buyer and seller to agree on a price.

Professional appraisers are knowledgeable about both the item and the market and are trained to evaluate such assets. Theirs is a better-educated guess, but it is still just an estimate of value. Individual investors also consult books on collectibles and may purchase professional market research, pricing indexes, and auction records.

Sometimes one person's trash is another person's treasure. It is fun to think that you may unearth a rare "find" at a garage sale or flea market or that some family heirloom has more than sentimental value. Usually, however, your ability to cash in on your luck is limited by your ability to convince someone else of its worth and to sell when its market is trendy.

Collectibles, including "ephemera" such as antique letters and photographs, are usually sold by dealers or collectors or through a private sale arranged between buyer and seller. The dealers may establish a gallery to showcase items for sale. Auction houses such as Christie's or Sotheby's organize auctions of many items or "lots" to attract buyers and provide catalogs with details on the items for sale, such as their "provenance" or ownership history.

The advantage of unique assets as investments is that you may enjoy collecting and having the items as well as watching their value appreciate. If you are a guitarist, for example, having and being able to play a vintage guitar may mean more to you than the fact that it may be a good investment. For some, collecting becomes a hobby.

The disadvantages of investing in collectibles are

- high probability of mispricing, as markets are inefficient;
- lack of liquidity;
- lack of earnings, as there are no dividends or interest;
- holding costs of the investment.

Unless you are knowledgeable about your item and its markets (and even if you are), it is common to suffer from mispricing. Collectibles' markets are relatively inefficient because trading partners vary widely in their knowledge about pricing. Both buyers and sellers try to persuade each other of an asset's rarity and value. It is easy to be misled and to make mistakes in this market. Online sales and auctions of collectibles at sites such as eBay may be fun for hobbyists, but they typically are not good venues for investors.

If you are trading through a dealer, you can check the dealer's reputation through professional organizations, local business bureaus, and Internet blogs and Web sites, especially where customers can provide a rating or critique. You should also always try to find comparable items to compare prices. If feasible, get a second opinion from an independent appraiser. Knowledge is an important bargaining chip. The more you know, the more likely you are to be satisfied with your investment decision, even if you ultimately walk away from the deal.

Unique investments may not be readily saleable, or their markets may be subject to trends and fashions that cause price volatility. This means that your investment may ultimately be a source of gain but that you cannot count on it as a source of liquidity. If you have foreseeable liquidity needs, it may not be appropriate to tie up your wealth in a Chinese vase, autographed baseballs, vintage action figures, or Navajo rugs.

There are no dividends or interest paid while you hold collectibles, so if you have income needs you should choose a more useful investment. There are also other costs, such as storage, security, maintenance, and insurance. Your investment actually returns a negative net cash flow—costs you more than it brings in—until you realize its potential gain by selling it.

Collectibles can be a source of joy and a store of wealth, and you may realize a healthy return on your investment. In the meantime, however, they create costs so that your eventual return will have to be large enough to compensate for those costs to make them a really worthwhile investment.

Summary

- Commodities are raw materials and agricultural products.
- Commodities are used to produce other goods and so are traded forward using derivative contracts.
- Derivative contracts can be used to hedge an investment in an asset, or to speculate on the price volatility of the commodity.
- Because of their volatility, commodities markets are riskier than asset markets.
- Precious metals, especially gold, are often used to lower portfolio risk by providing a hedge against inflation.
- Individual investors can invest in commodities using index funds and exchange-traded funds.
- Collectibles and unique assets may appreciate in value, acting as a store of wealth, but the disadvantages of using them as investments are
 - high probability of mispricing,
 - illiquid markets,
 - illiquid returns or no returns until the asset is sold,
 - holding period maintenance costs.

? Exercises

1. View Bloomberg's commodities and futures charts at <http://www.bloomberg.com/markets/commodities/cfutures.html>. Choose one or two commodities to track and find out all you can about investing in those commodities. Read an article on how to read a commodities price chart at <http://www.thegraintrader.com/chart-patterns/how-to-read-a-commodity-price-chart.html>. Create an annotated drawing to apply the information about reading a commodities chart to an example of a chart taken from the Bloomberg's Web site. Write an interpretation of the chart in your personal finance journal.
2. Read Investopedia's article on investing in gold and silver at <http://www.investopedia.com/articles/optioninvestor/06/goldsilverfutures.asp>. According to this source, who should consider investing in gold and silver and for what reason? What are examples of other precious metals in the futures market? How do investors offset futures contracts before their delivery dates?
3. Sample the collectibles listed on eBay at popular.ebay.com/ns/Collectibles.html. Are there any that interest you that you would consider investment grade? Why or why not? What has been your experience with buying and selling collectibles? In what circumstances might you consider adding investments in a collectible to your portfolio? What would you collect? Research this collectible to determine current pricings, locate markets, and identify dealers and experts. What would you have to sacrifice to invest in this collectible? How much could you make in the future?

This page titled [15.4: Commodities and Collectibles](#) is shared under a [CC BY-NC-SA 3.0](#) license and was authored, remixed, and/or curated by [Anonymous](#) via [source content](#) that was edited to the style and standards of the LibreTexts platform.

15.5: Alternate Perspectives

15.5: Alternate Perspectives is shared under a [not declared](#) license and was authored, remixed, and/or curated by LibreTexts.

15.5.1: Investing in Mutual Funds

Mutual Funds

When you buy a mutual fund, you are pooling your money along with other investors. You put money into a mutual fund by buying units or shares of the fund. As more people invest, the fund issues new units or shares. The investments in a mutual fund are managed by a portfolio manager. All mutual funds have a stated goal for the assets they invest in and a philosophy for how they will invest. According to Statista, there were approximately 7,900 mutual funds in 2019, and they managed over \$21 trillion (2020). There are many mutual fund management companies, and each company offers many different types of mutual funds; trying to make an informed choice can make you dizzy. There are four broad categories of mutual funds: those that invest in stocks (equity funds), bonds (fixed-income funds), short-term debt (money market funds) or both stocks and bonds (balanced or hybrid funds). There are also many mutual funds that invest in specific sectors, such as technology, real estate, gold, or the bank sector.

The Advantage of a Mutual Fund

The overwhelming advantage of a mutual fund is diversification. The benefits of diversification include the following:

- It minimizes the risk of loss to your overall portfolio. (Risk is defined by the standard deviation of the returns of your portfolio).
- It exposes you to more opportunities for return.
- It safeguards you against adverse market cycles.
- It reduces volatility in your portfolio.

In *A Random Walk Down Wall Street*, author Burton Malkiel, explains these benefits:

By the time the portfolio contains close to 20 [similarly weighted] and well-diversified issues, the total risk (standard deviation of returns) of the portfolio is reduced by 70 percent. Further increase in the number of holdings does not produce any significant further risk reduction (2019).

Other investment advisors agree, saying that 20 to 30 stocks is good diversification. However, here's the rub: one share of Amazon on August 19, 2020, cost \$3,284, and one share of Google on the same day costs \$1,561. Meanwhile, Facebook costs \$271 per share, and Netflix costs \$486 per share. (Along with Apple, these are known as the "FAANG" stocks). For us mere mortals who are not billionaires, how can we diversify into 20 or more stocks? The answer is, of course, a mutual fund.

Warren Buffet, Chairman and CEO of Berkshire Hathaway, once said, "Ninety-eight percent or more of people who invest should extensively diversify and not trade. Specifically, these investors should buy a very low-cost index fund." By buying into an S&P 500 Mutual fund, you can own shares of all the stocks in the S&P 500 Index. You can also buy into diversified fund that owns a mix of 70% stocks and 30% bonds.

Before we discuss what mutual fund you should buy, let's explore whether you should choose an actively managed fund or an index fund. John Bogle, the founder of Vanguard Mutual Funds, became convinced from his research that not a single actively managed mutual fund consistently beat the market. That is, none had a better return than the index that was used to benchmark them. Benchmarks are indices of various stock market and stock market sector prices that can be compared on a day to day or annual basis. Below are the most watched stock markets indices.

The Dow Jones Industrial Average (DJIA)

This is not actually an index but the daily sum of the 30 largest U.S. companies' current stock prices of. Almost all of them are household names, like McDonald's, Facebook, ExxonMobil, and Proctor and Gamble. The stocks are weighted in the sum according to their relative prices. For example, a \$200 per share stock is weighted four times as much as a \$50 per share stock.

The Standard and Poor 500 Index (S&P 500)

Standard and Poor is a credit rating company that created this stock index in 1957. It is composed of 500 of the largest U.S. publicly listed companies. It further disaggregates the U.S. economy into eleven sectors, and it then selectively chooses stocks from each of these sectors to match the total market capitalization of all the public stocks in those sectors. In the chart below, you see these eleven sectors and their weights.

1. Information Technology: 24.4%

2. Health Care: 14%
3. Financials: 12.2%
4. Communication Services: 10.7%
5. Consumer Discretionary: 9.9%
6. Industrials: 8.9%
7. Consumer Staples: 7.2%
8. Energy: 3.6%
9. Utilities: 3.5%
10. Real Estate: 3.1%
11. Materials: 2.5%

The NASDAQ Composite (NASDAQ Index)

The National Association of Securities Dealers Automated Quotation Index has over 2,500 stocks in its index, all stocks, both domestic and international that are listed on the NASDAQ stock exchange. The NASDAQ stock exchange began operations on February 8, 1971 as the first electronic stock market. The NASDAQ Composite Index is made up of 40% tech stocks, so it is a heavy tech index compared to public stocks overall (which are only 20% tech stocks).

Let's look at some examples of benchmarks. If the actively managed mutual fund had a broad range of hundreds of stocks in it, its annual returns would be measured against the S&P 500 Index, tracking the performance of the overall stock. If the actively managed mutual fund had a broad range of international stocks, its annual returns would be measured against a stock index of international stocks, such as the MSCI Europe, Australasia, Far East Index(EAFE), which is a broad index that represents the performance of foreign developed-market stocks. This Index was created by Morgan Stanley Capital International (MSCI) to track foreign developed markets. Many of the largest mutual fund companies, such as Fidelity Investments and Charles Schwab Company have created mutual funds that mimic this index.

Unfortunately, the number of actively managed funds that beat their benchmarks is well below 50%. In Barrons, Daren Fonda reported on this:

Fund managers gave investors yet another reason to avoid their products last year: Well below 50% of actively managed mutual funds beat their benchmark in 2019—and it would have taken a stroke of luck to pick a winner. Just 29% of active U.S. stock fund managers beat their benchmark after fees in 2019. That declined from 37% of funds beating their benchmarks in 2018, the average success rate over the past 15 years (2020).

In November 2019, Barrons gave a similar report card to actively managed funds:

Fund flows continue to favor index funds over actively managed funds...We found that 22% of active funds (182 out of 840 with 10-year records) beat the S&P 500 Index's 13.35% annualized return for the last decade through Nov. 21. The vast majority of them were growth funds (Coumarios).

Further, Wallick et al. summarize the research on whether investors can rely on past performance to predict future performance for a mutual fund:

It has long been stated that past performance is not indicative of future results, but many investors are still tempted to select mutual funds by recent performance. Philips (2012) confirms that past performance is no more reliable than a coin flip in identifying active managers who will outperform in the future. Not only is past performance an unreliable predictor, but according to significant research, most other quantitative measures of fund attributes or performance (such as fund size, star ratings, active share, etc.) are equally undependable when used to identify future outperformers (2013).

The other issue to note here is the cost of actively managed funds. Wallick et al. report that the average annual fees of actively managed funds are 0.87% while the average annual fees of index funds is 0.17% (2013). Nerdwallet reported almost the same fee structure averages for 2020. Vanguard states:

However, the traditional value proposition for many advisors has been primarily based on their investment acumen and their prospects for delivering better returns than those of the markets. No matter how skilled the advisor, the path to better investment results may not lie with the ability to pick investments or strategies. Historically, active management has failed to deliver on its promise of outperformance over longer investment horizons. (Bennihoff and Kinniry, 2018).

Can we as individual investors predict the funds that will best the indices each year? For the Wall Street Journal, Mark Halbert, a financial analyst who audits and reports on the advice of investment newsletters, says the answer is a resounding no; rather, it is more dependent on luck than skill (2020). Halbert reports that similar studies by a number of prominent researchers come to remarkably similar conclusions. Bradford Cornell, a retired finance professor at UCLA, measures the role of luck by comparing the greater dispersion of short-term versus long-term returns of mutual funds. Halbert applied Cornell's algorithm to analyze several hundred investment newsletters, many of which are popular with day traders:

When applying Prof. Cornell's formula to this data, 92% of the differences in newsletters' annual returns is due to luck. When he [Cornell] applied the same formula to a sample of large-cap U.S. equity mutual funds, he reached the almost-identical conclusion (2020).

Further, according to Halbert, Michael Mauboussin, a managing director at Counterpoint Global, a division of Morgan Stanley Investment Management, analyzed how quickly a top-ranked manager falls back to the middle of the pack. Mauboussin's rationale is that the faster this happens, the more luck is playing a role.

Halbert applied Mauboussin's algorithm to forty years of investment returns from the advice given by investment newsletters (1980 to 2020). He tracked newsletters whose returns put them in the top 10% of all newsletter returns in a given year. Halbert states that if skill were involved, the newsletter's return should be in the top 10% again in the following year. Unfortunately, on average, the top performing newsletters for one year ended up on average at the 51st percentile performance mark the next year. This is only slightly better than chance. Finally, the Dow Jones Indices (owned by the company that owns the Wall Street Journal) found that only 3.84% of U.S. equity funds that were in the top half of performers in 2015 (above 50% of all funds) were still in the top half of performers in 2019. (Halbert, 2020)

So, this is the bottom line: even the experts cannot beat the indices on a regular basis. It is impossible to guess who will be the lucky few who do beat them in any particular year. The best path to riches is to invest your money in a diversified index mutual fund with a non-profit mutual fund company like Vanguard or TIAA, reaping annual average returns of 9% to 10%.

For-Profit Mutual Funds

In the United States, there were 7,900 mutual funds in 2019, managing assets worth approximately \$21 trillion U.S. dollars. The three largest mutual fund companies are BlackRock, Vanguard, and Charles Schwab. As of the third quarter of 2019, Blackrock had approximately \$7 trillion in assets under management. As of the third quarter of 2019, the Vanguard Group manages approximately \$5.6 trillion under management, while Charles Schwab managed \$3.7 trillion in assets as of the second quarter of 2019. Almost all mutual fund companies are for profit, but there are a number of mutual fund companies that are nonprofits, and these are worth considering.

Nonprofit Mutual Funds

Vanguard

Vanguard was started by John Bogle, who had a cult following similar to Warren Buffett's. Bogle's research showed that no actively managed mutual funds beat their benchmark for more than two years in a row but were still charging 1% or more per year to manage the mutual funds. Because of this, Bogle invented Index Funds that had all the same stocks as the benchmarks; therefore, he did not need to actively manage them. Vanguard has 17,600 employees worldwide and offers 170 mutual funds and 80 Exchange Traded Funds (ETFs). There is a fund to meet every investor's interest and risk tolerance. The good thing about

Vanguard is that their average mutual fund fee is 0.10%. The industry average mutual fund fee is 0.63%. The owners (that is, the customers) of the Vanguard Funds own the company. The low fees at Vanguard are possible because the fees only have to cover the salaries of the Vanguard employees plus the overhead of the buildings, utilities, and other operating costs. Vanguard does not have to generate any profit over and above its expense to run the funds.

TIAA

The Teachers Insurance and Annuities Association (TIAA) and its sister organization, College Retirement Equities Fund (CREF) both offer insurance, annuities, and mutual funds to individuals. TIAA used to be identified as TIAA-Cref but in the past few years has shortened its acronym to TIAA. It has 17,500 employees and manages approximately \$1 trillion in accounts. Although TIAA started out as an insurance company and retirement fund manager for teachers, anyone can now use its services. Similar to Vanguard, TIAA offers over 100 mutual funds. However, reviews from some investment websites claim that TIAA's mutual fund management fees are somewhat higher than Vanguard's.

Load vs. No-Load and Open End Funds vs. Closed End Funds

Load vs. no-load and open vs. closed end funds are technical terms in the mutual fund industry. No load mutual funds sell directly to investors. These are the types of funds you want. Load mutual funds charge a commission when you purchase them and are usually sold through stockbrokers. Do not buy load mutual funds. All or almost all mutual funds from the top mutual fund companies (BlackRock, Vanguard, Charles Schwab, TIAA) are no-load funds.

Open-end funds are the ones you want. Open end funds sell shares directly to investors, and the funds will redeem the shares (that is, buy back the shares) when the customer wants to sell them. All or almost all of the top mutual fund companies' mutual funds are open end funds.

Closed end funds sell shares to investors at the creation of the funds but do not redeem them when the customer wants to sell them. The closed end funds are listed on stock exchanges, and any buying and selling takes place on the stock exchange. A fund manager actively manages the closed end fund but, as I said, does not redeem the shares. Closed end mutual funds have been in existence for almost one hundred years. ETFs are relatively new but will have many advantages over closed end mutual funds. Therefore, you would do better with an ETF than a closed end fund.

Exchange Traded Funds (ETFs)

An Exchange Traded Fund (ETF) is a collection of tens, hundreds, or sometimes thousands of stocks or bonds in a single fund. ETFs are traded on major stock exchanges, like the New York Stock Exchange and Nasdaq. Of course, you will buy and sell them through a brokerage account at your mutual fund company. Although ETFs and mutual funds share many similarities, there are a couple of distinguishing characteristics that may make ETFs more attractive to some investors, including lower investment minimums when you first start investing and real-time pricing every time you buy and sell.

Mutual funds themselves are not traded on any stock market. The mutual fund owns stocks that are traded on the stock market(s) and the value of the mutual fund is calculated at the end of each day based on the closing price of the mutual fund's stocks. This is similar to owning a stock portfolio and calculating at the end of each day what your stocks are worth based on its closing prices. ETFs are listed stocks themselves, and the ETF owns a portfolio of stocks just like a mutual fund. However, the ETF price in the market fluctuates just like a listed stock, depending on the buying (demand) and selling (supply) of that ETF. For example, Vanguard offers 80 ETFs with various portfolios of stocks and bonds and levels of risk.

Types of Mutual Funds

Bond Mutual Funds

Bond mutual funds invest their money in bonds. Bonds are basically IOUs and can be issued by governments, states, local municipalities, and corporations. Instead of these entities borrowing money from the bank, it is considerably cheaper to go directly to the investors themselves. I talked about bonds in the previous chapter, and we saw that the average annual return on bonds for 94 years was 5.3%. Bond mutual funds tend to specialize in specific types of bonds, and these include the following:

- International Government Bond Funds
- U.S. Treasury Bond Funds
- Mortgage Bond Funds
- Corporate Bond Funds

- Municipal Bond Funds
- International Bond Funds
- Index Bond Funds

Stock Mutual Funds

Stock mutual funds invest their money in stocks (also called equities). There are many types of stock mutual funds. Some of the more popular ones are below:

- Growth Funds
- Capital Appreciation Funds
- Small-Capitalization Funds
- Mid-Capitalization Funds
- Large-Capitalization Funds
- Equity Income Funds
- Balance Growth and Income Funds
- Sector Funds
- International Stock Funds
- Index Funds
- Socially Responsible Stock Funds

Real Estate Mutual Funds

Real estate mutual funds invest the money in real estate stocks. The funds also tend to be specialized, so there are real estate stock mutual funds that invest exclusively in things like these examples:

- Large Shopping Mall Stocks
- Industrial Building Stocks
- Office Building Stocks
- Apartment Building Stocks

Mixed Mutual Funds

Traditional, conservative investment advisors will tell you that you should have a mix of 70% stocks and 30% bonds in your portfolio. This is because stocks rise in price when the economy is in an expansion, and bonds rise in price when the economy is in a recession. There are plenty of mutual funds that offer a mix of stocks and bonds in various proportions, according to your risk tolerance. These usually have “Balanced Fund” in their name to signify that they have a mix of stocks and bonds.

Hedge Funds

Many people have heard that hedge funds have been a great investment for well-connected and wealthy people and institutions. A recent article in the Wall Street Journal that while this may have been the case from 1990 to 2009, hedge funds have seriously underperformed the S&P 500 since 2010 (Chung, 2019):

Table 15.5.1.1. Percent Return Above/ Below S&P 500

	Average 1990 to 2009	Average 2010 to 2019
Hedge Funds	Outperform S&P 500 by 5.2% annually	Underperform S&P 500 by 8.9%

Source: HFR, Inc. and WSJ

A hedge fund is a mutual fund that by its mission and charter can invest in any multitude of assets. It can buy and hold stocks and bonds, but it can also sell short stocks and bonds; that is, it can make a bet that stocks or bonds will drop in price. Some hedge funds invest in commodities like gas and oil or corn and wheat. Some use people to pick the assets, but increasingly more and more are using computers to analyze tons of data to find assets to invest in.

The underperformance of the hedge funds hurts investors further by the exorbitant fees they charge. Normal mutual funds charge their investors 1% or less of assets annually. Hedge funds typically charge their clients 2% of assets annually plus keep 20% of the profits they make each year (called 2 and 20). Critics say this fee structure means that hedge funds are a vehicle to “transfer all the

fund money from the pockets of the investors to the pockets of the fund managers.” Indeed, there have been a lot of billionaires minted out of hedge fund managers. So what happened to hedge funds?

1. Quants and Index Funds: the increase in trading by computers and passive investing funds (like Index Funds and ETFs) have distorted the way stocks move. Currently, only about 15% of stocks traded are traded by humans. The quants’ computers can spot small mis-pricings in stocks and take advantage of them.
2. Competition: there were just 530 hedge funds in 1990, and they managed \$39 billion. Now there are 8,200 hedge funds managing \$3.2 trillion of investors’ money.
3. Stock Correlations: in recent years, stocks moved in correlation when financial news hit the market (such as a Federal Reserve Bank action), and this means less mis-pricing of individual stocks for hedge funds to take advantage of.
4. Low Interest Rates: low interest rates keep shaky companies alive that would have died in higher interest rate environments. These are the companies that hedge funds sell short.

There seems to be no advantage to owning hedge funds now, so do not do it, even if you could.

Domestic and International Stock Funds

In the last chapter, I mentioned that a portfolio of international stocks appears to consistently show an annual return of about 1% less than a portfolio of U.S. stocks. This means that there seems to be no advantage to diversifying internationally, especially in European stocks. You may, however, be enamored of emerging economies like the BRICS countries:

- Brazil
- Russia
- India
- China
- South Africa

There are mutual funds that invest just in stocks of those countries. I would not, however, put all of my investment in that one basket. Ten percent or twenty percent of your cash seems reasonable.

But why does a U.S. domestic firm mutual fund outperform a European portfolio of stocks? First, Europe (and the BRICS nations) do not have the innovative, high-flying tech companies that we do. The top tech companies are often referred to as the FAANGs: Facebook, Apple, Amazon, Netflix, and Google (now called Alphabet). Some investment gurus put Microsoft in this exclusive club (the FAANGMs) and some do not. Those who do not say that the recent growth of Microsoft’s stock has not been as meteoric as the FAANG stocks.

Twenty years ago it was a better idea to diversify with European stocks, as at the time the economies of the U.S. and Europe were countercyclical. That is, when the U.S. was in a recession, Europe was not; European companies were doing well when U.S. companies were slumping. This is no longer true. Globalization is so widespread that the U.S. and European economies are now procyclical.

Finally, most of the largest European companies are listed on both a European stock exchange and the New York or NASDAQ stock exchange. If you buy a widely diversified stock mutual fund like an S&P 500 Index Fund, you will still get stock of the largest European companies in the fund.

Diversification Advice

My advice is that, when you are investing (especially for retirement), put all your money into an S&P 500 Index Fund. (Of course, having said that, I am also going to make the case in the next section for investing in an ESG Fund.) In the last chapter, I showed you that this will return you an average annual return of 10.1% per year. That return from 1926 to 2018 included both the bear and the bull markets. Of course, you must have the patience to endure recessions and not panic and sell stocks when it enters a bear market. This panic is the hallmark mistake of amateur investors.

However, recessions are a short run phenomenon. We have had 12 recessions (and expansions) since the end of World War II, including the current Pandemic Recession. The average length of these recessions has been 11 months. As long as you are not within five years of retirement, you have the time to ride out the recession and achieve your 10.1% annual return. One more note, if you want to be risky and try your own luck at the stock markets, do not invest any more than ten percent of your current cash/stocks in the market. If you make a big mistake, you can recover from a ten percent loss.

Social Investing Funds (ESG Funds)

What is loosely called Social Investing is the wave of the future. You should strongly consider investing in them instead of an S&P 500 mutual fund. Companies that pollute, do not treat their stakeholders fairly, or engage in unethical behavior will not survive for long. The public and investors are demanding more and more that firms engage in ESG behavior. An ESG Fund is essentially an S&P 500 mutual fund that filters out any company that is not

- Environmentally Responsible
- Socially Responsible
- Governance Responsible

There are a number of different interpretations that mutual funds use to claim that their ESG funds fulfill the above responsibilities. Therefore, you need to read about what the fund means by this to assure yourself that it is a true ESG fund. However, here's what these terms should mean, although this is not a complete list:

Environmentally Responsible

This should mean that the firms in the portfolio, minimize greenhouse gas emissions, minimize air and water pollution, manage energy appropriately, and create recyclable packaging for their products.

Socially Responsible

This should mean that the firms in the portfolio respect human rights, exercise fair labor practices, promote diversity in hiring and promotion, insist on fair labor standards in its supply chain, engage in good community relations, and treat their customers fairly.

Governance Responsible

This should mean that the firms in the portfolio engage in good safety and health practices for its workers, are transparent and honest in their financial reporting, have fair and equal compensation practices, are ethical in their business practices, source their materials from fair trade suppliers, and do not engage in anti-competitive behavior.

Table 15.5.1.1. Examples of Authentic ESG Funds

Fund Name	Investment Type	# Stocks or Bonds
Global ESG Select Stock Fund (VEIGX)	Mutual Fund	50
ESG U.S. Stock ETF (ESGV)	ETF	1,500 (Indexed)
ESG International Stock ETF (VSGX)	ETF	3,000 to 4,000 (Indexed)
FTSE Social Index Fund (VFTAX)	Mutual Fund	500 (Indexed)
ESG U.S. Corporate Bond ETF (VCEB)	ETF	200 to 300 (Indexed)

ESGs excludes companies that do the following:

- Produce alcohol, tobacco, gambling, and adult entertainment
- Produce civilian, controversial, and conventional weapons
- Produce nuclear power
- Do not meet certain diversity criteria
- Have violations of labor rights, human rights, anti-corruption, and environmental standards defined by UN Global Compact Principles
- Own proved or probable reserves in fossil fuels such as coal, oil, or gas*

*This excludes any company that FTSE determines has a primary business activity in the exploration and drilling for, as well as producing, refining, and supplying, oil and gas products; the supply of equipment and services to oil fields and offshore platforms; the operations of pipelines carrying oil, gas, or other forms of fuel; integrated oil and gas companies that provide a combination of services listed in above, including the refining and marketing of oil and gas products; or the exploration for or mining of coal.

Here are a few examples of BlackRock's ESG Funds.

BlackRock Advantage ESG International Equity Fund

Invests at least 80% of its assets in equity securities or other financial instruments that are components of, or have market capitalizations similar to, the securities included in the MSCI EAFE® Index.

BlackRock Advantage ESG U.S. Equity Fund (BIRIX)

Invests in a portfolio of equity securities of companies with positive aggregate societal impact outcomes, as determined by BlackRock.

BlackRock Advantage ESG Emerging Markets Equity Fund (BLZIX)

Invests at least 80% of its assets in equity securities or other financial instruments that are components of, or have market capitalizations similar to, the securities included in the MSCI Emerging Markets® Index.

BlackRock ESG Aware Moderate Allocation Index

The BlackRock ESG Aware Moderate Allocation Index is designed to measure the performance of a portfolio composed of equity and fixed income iShares ESG ETFs intended to represent a moderate risk profile strategy with a 60% allocation to fixed income and 40% allocation to equities.

BlackRock ESG Aware Growth Allocation Index

The BlackRock ESG Aware Growth Allocation Index is designed to measure the performance of a portfolio composed of equity and fixed income iShares ESG ETFs intended to represent a growth risk profile with a 60% allocation to equities and 40% allocation to fixed income.

BlackRock ESG Aware Conservative Allocation Index

The BlackRock ESG Aware Conservative Allocation Index is designed to measure the performance of a portfolio composed of equity and fixed income iShares® ESG ETFs intended to represent a conservative risk profile with a 70% allocation to fixed income and 30% allocation to equities.

Buy a Vanguard ESG Fund because the fees are generally lower than BlackRock funds. Research also shows that adding international stocks to a portfolio does not increase returns, nor does adding a greater number of stocks increase the return. My advice is to invest in the FTSE Social Index Fund (VFTAX), a U.S. stock fund that has 500 stocks in it, like the S&P 500 Index Mutual Fund but with an ESG filter.

The United Nations has 17 Sustainable Development Goals that can work as a framework for your investments. Every large American company (and every large company in the world) is now a global company, so the goals of the U.N. have relevance here. You can evaluate how your ESG fund meets each of these goals.

Non-Fossil Fuel Funds

Since you are investing for the long term and not day-trading on the volatility of the stock market, you should avoid investing in companies whose business is in fossil fuels. Over the next twenty years (and maybe sooner), these companies will perform very poorly. A number of coal mining companies are declaring bankruptcy right now as electricity generating plants switch to natural gas, which is cheaper and pollutes less. Every automobile manufacturing company is adding electric vehicles to their lineups in anticipation of national and state standards mandating cleaner vehicles. Finally, clean energy is becoming cheaper and competitive with fossil fuels. On top of this, the principal way to reduce greenhouse gasses is to eliminate fossil fuel burning.

Divestment Movements

The fossil fuel divestment movement began with student protests calling for their university endowments to divest from any company involved with fossil fuels. The movement was quite effective over time as university endowments pulled out of fossil fuels. In addition, the divestment movement has expanded to demand that mutual fund managers pull out of fossil fuel companies and that endowments and mutual funds invest in clean energy. A 2013 study by HSBC bank found that between 40% and 60% of the market value of BP, Royal Dutch Shell and other European fossil fuel companies could be wiped out because of stranded assets caused by carbon emission regulation.

The reaction of energy companies has been mixed in response. For example, BP announced they will be pivoting from fossil fuel exploration to become a clean energy company. ExxonMobil, on the other hand, has announced it will continue exploring fossil fuel and has committed to a massive new investment program in fossil fuel exploration (Matthews, 2020).

15.5.1: Investing in Mutual Funds is shared under a [not declared](#) license and was authored, remixed, and/or curated by LibreTexts.

CHAPTER OVERVIEW

16: Career Planning

16.1: Choosing a Job

16.2: Finding a Job

16.3: Leaving a Job

16: Career Planning is shared under a [not declared](#) license and was authored, remixed, and/or curated by LibreTexts.

16.1: Choosing a Job

Learning Objectives

1. Describe the macroeconomic factors that affect job markets.
2. Describe the microeconomic factors that influence job and career decisions.
3. Relate life stages to both microeconomic factors and income needs.
4. Describe how relationships between life stages, income needs, and microeconomic factors may affect job and career choices.

A person starting out in the world of work today can expect to change careers—not just jobs—an average of seven times before retiring. U.S. Department of Labor, Bureau of Labor Statistics, “National Longitudinal Survey of Youth,” www.bls.gov/nls/nlsy79r19sup1.pdf (accessed July 23, 2009). Those career changes may reflect the process of gaining knowledge and skills as you work or changes in industry and economic conditions over several decades of your working life. Knowing this, you cannot base career decisions solely on the circumstances of the moment. However, you also cannot ignore the economics of the job market.

You may have a career in mind but have no idea how to get started, or you may have a job in mind but have no idea where it may lead. If you have a career in mind, you should research its **career path**, or sequence of steps that will enable you to advance. Some careers have a well-established career path—for example, careers in law, medicine, teaching, or civil engineering. In other occupations and professions, career paths may not be well defined.

Before you can even focus on a career or a job, however, you need to identify the factors that will affect your decision making process.

Macro Factors of the Job Market

The job market is the market where buyers (employers) and sellers (employees) of labor trade, but it usually refers to the possibilities for employment and its rewards. These will differ by field of employment, types of jobs, and geographic region. The opportunities offered in a job market depend on the supply and demand for jobs, which in turn depend on the need for labor in the broader economy and in a specific industry or geographic area.

The economic cycle can affect the aggregate job market or employment rate. If the economy is in a recession, the economy is producing less, and there is less need for labor, so fewer jobs are available. If the economy is expanding, production and its need for labor are growing.

Typically, a recession or expansion affects different industries in different ways. Some industries are cyclical and some are countercyclical. For example, in a recession, consumer spending is often down, so retail shops and consumer goods manufacturers—in cyclical industries—may be cutting jobs. Meanwhile, more people are continuing their education to improve their skills and the chances of getting a job, which is harder to do in a recession, so jobs in higher education—a countercyclical industry—may be increasing.

For example, it would have been a bad time in the spring of 2009 to think about a career in auto manufacturing in the United States with Ford, General Motors, and Chrysler all announcing massive layoffs, plant closings, and facing bankruptcy. The industry may survive, but it probably won't be able to rebuild that fast.

Global events such as an outbreak of war, the nationalization of a scarce natural resource, the price of a critical commodity such as crude oil, the collapse of a vital industry, and so on, may also cause changes in the global economy that affect job markets.

Another macroeconomic factor is change in technology, which can open up new fields of employment and make others obsolete. With the advent of digital cameras, for example, even single-use conventional cameras are no longer being manufactured in great quantity, and film developers are not needed as much as they once were. However, there are more jobs for developers of electronic cameras and digital applications for creating images and using digital images in communications channels, such as mobile phones.



Figure 18.1.1 : Workers in the Vacuum Cleaner Factory at Reedsville, West Virginia

A demographic shift also can change entire industries and job opportunities. A historical example, repeated in many developing countries, is the mass migration of rural families to urban centers and factory towns during an industrial revolution. Changes in the composition of a society, such as the average age of the population, also affect job supply and demand. Baby booms create demand for more educators and pediatricians, for example, while aging populations create more demand for goods and services relating to elder care.

Social and cultural factors affect consumer behavior, and consumer preferences can change a job market. Demand for certain kinds of products and services, for example, such as organic foods, hybrid cars, clean energy, and “green” buildings, can increase job opportunities in businesses that address those preferences.

Thus, changes in demand for a product or service will change the need for labor to produce it. On a larger scale, economies typically shift their focus over time as different industries become “growth” industries, that is, the drivers of growth in the economy. In the mid-twentieth century, the United States was a manufacturing economy, driven by the production of durable and consumer goods, especially automobiles. In the 1990s, the computer/internet/tech sector had a larger role in driving growth in the U.S. economy due to technological breakthroughs. Currently, education and health care services are the growing sectors of the economy due to demographic and political changes and needs. U.S. Department of Labor, Bureau of Labor Statistics, “Industries with the Fastest Growing and Most Rapidly Declining Wage and Salary Employment, 2006–16,” in “Industry Output and Employment Projections to 2016,” *Monthly Labor Review*, November 2007, www.bls.gov/emp/empfastestind.htm (accessed August 5, 2009).

If you are entrepreneurial and intend to be self-employed, your job opportunities may be affected by the ease with which you can start and maintain a business. Ease of entry, in turn, may be affected by macro factors such as the laws and regulations in the state where you intend to do business and the existing competition in the market you are entering.

The labor market is competitive, not just at an individual level but on a global, industrywide scale. As transportation and especially communication technology has improved, many steps in a manufacturing or even a service process may be outsourced, done by foreign labor. That competition affects the U.S. job market as jobs are moved overseas, but it also opens new markets in developing economies. You may be interested in an overseas job, as American companies open offices in Asian, South American, African, and other countries. Globalization affects job markets everywhere.

Micro Factors of Your Job Market

Whether you are employed or self-employed, whether you look forward to going to work every day or dread it, employment determines how you spend most of your waking hours during most of your days. Employment determines your income and thus your lifestyle, your physical well-being, and to a large extent your satisfaction or emotional well-being. Everyone has a different idea about what a “good job” is. That idea may change over a lifetime as circumstances change, but some specific micro factors will weigh on your decisions, including your

- abilities,
- skills,
- knowledge,

- lifestyle choices.

Abilities are innate talents or aptitudes, what you are capable of or good at. Circumstances may inhibit your use of your abilities or may even cause disabilities. However, you often can develop your abilities—and compensate for disabilities—through training or practice. Sometimes you don't even know what abilities you have until some experience brings them out.

When Tomika says she is “good with people” or when Bryon says that he is a “natural athlete,” they are referring to abilities that will make them better at some jobs than others. Abilities can be developed and may require upkeep; athletic ability, for example, requires regular fitness workouts to really be maintained. You also may find that you lack some abilities, or think you do because you've never tried using them.

Usually, by the time you graduate from high school, you are aware of some of your abilities, although you may not be aware of how they may help or hinder you in different jobs. Also, your idea of your abilities relative to others may be skewed by your context. For example, you may be the best writer in your high school, but not compared to a larger pool of more competitive students. Your high school or college career office may be able to help you identify your abilities and skills and applying that knowledge to your career decisions.

Your job choices are not predetermined by your abilities or apparent lack of them. An ability can be developed or used in a way you have not yet imagined. A lack of ability can sometimes be overcome by using other talents to compensate. Thus, ability is a factor in your job decisions, but certainly not the only one. Your knowledge and skills are equally—if not more—important.

Skills and knowledge are learned attributes. A skill is a process that you learn to apply, such as programming a computer, welding a pipe, or making a customer feel comfortable making a purchase. Knowledge refers to your education and experience and your understanding of the contexts in which your skills may be applied.

Education is one way to develop skills and knowledge. In secondary education, a vocational program prepares you to enter the job market directly after high school and focuses on technical skills such as baking, bookkeeping, automotive repair, or building trades. A college preparatory program focuses on developing general skills that you will need to further your formal education, such as reading, writing, research, and quantitative reasoning.

Past high school or a year or two of community college, it is natural to question the value of more education. Tuition is real money and must be earned or borrowed, both of which have costs. There is also the opportunity cost of the wages you could be earning instead.

Education adds to your earning power significantly, however, by raising the price of your labor. The more education you have, the more knowledge and skills you have. The smaller the supply of labor with your particular knowledge and skills, the higher the price your labor can command. This relationship is the rationale for becoming specialized within a career. However, both specialization and versatility may have value in certain job markets, raising the price of your labor.

More education also confers more job mobility—the ability to change jobs when opportunities arise, because your knowledge and skills make you more useful, and thus valuable, in more ways. Your value as a worker or employee enables you to command higher pay for your labor.

Statistics show a consistent relationship between education and earnings. Over a lifetime of work, say about forty to forty-five years, in the United States a person with a college degree will earn over a million dollars more than someone with a high school diploma. According to a recent study,

“There is a positive correlation between higher levels of education and higher earnings for all racial/ethnic groups and for both men and women...The income gap between high school graduates and college graduates has increased significantly over time. The earnings benefit is large enough for the average college graduate to recoup both earnings forgone during the college years and the cost of full tuition and fees in a relatively short period of time.”Sandy Baum and Jennifer Ma, *Education Pays: The Benefits of Higher Education for Individuals and Society* (Princeton, NJ: The College Board, 2007).

Not only are you likely to earn more if you are better educated, but you are also more likely to have a job with a pension plan, health insurance, and paid vacations—benefits that add to your total compensation. Although it may seem quite expensive to you now, your college education is definitely worth it: worth the opportunity cost and worth the direct costs of tuition, fees, and books.Sandy Baum and Jennifer Ma, *Education Pays: The Benefits of Higher Education for Individuals and Society* (Princeton, NJ: The College Board, 2007).

Your choices will depend on the characteristics and demands of a job and how they fit your unique constellation of knowledge, skills, personality, characteristics, and aptitudes. For example, your knowledge of finance, visual pursuit skills, ability to manage stress and tolerate risk, aptitude for numerical reasoning, enjoyment of competition, and preference to work independently may suit you for employment as a stockbroker or futures trader. Your manual speed and accuracy, verbal comprehension skills, enjoyment of detail work, strong sense of responsibility, desire to work regular hours in a small group setting, and preference for public service may suit you for training as a court stenographer. Your word fluency, social skills, communication skills, organizational skills, preference to work with people, and desire to lead others may suit you for jobs in education or sales. And so on.



Figure 18.1.2 . © 2010 Jupiterimages Corporation

Lifestyle choices affect the amount of income you will need to achieve and maintain your lifestyle and the amount of time you will spend earning income. Lifestyle choices thus affect your career path and job choices in key ways. Typically, when you are beginning a career and have few, if any, dependents, you are more willing to sacrifice time and even pay for a job that will enhance your skills and help you to progress along your career path. As a journalist, for example, you may volunteer for an overseas post; or as a nurse you may volunteer for extra rotations. As a computer programmer, you may assist in the development of open source software.

As you advance in your career, and perhaps become more settled in your life—maybe start a family—you are less willing to sacrifice your personal life to your career, and may seek out a job that allows you to earn the income that supports your dependents while not taking away too much of your time.

Your income needs typically increase as you have dependents and are trying to save and accumulate wealth, and then decrease when your dependents are on their own and you have accumulated some wealth. Your sources of income shift as well, from relying on income from labor earlier in your life to relying on income from investments later.

When your family has grown and you once again have fewer dependents, you may really enjoy fulfilling your ambitions, as you have decades of skills and knowledge to apply and the time to apply them. Increasingly, as more people retain their health into older age, they are working in retirement—earning a wage to improve their quality of life or eliminate debt, turning a hobby into a business, or trying something they have always wanted to do. Your life cycle of career development may follow the pattern shown in Table 18.1.1 .

Table 18.1.1 : Lifecycle Career Development

Life Stage	Career Concerns
Exploration and establishment	Develop your skills, acquire knowledge, explore jobs, start earning income, gain experience
Growth	Advance your career, leverage knowledge and skills, increase earnings
Accomplishment	Achieve your goals, maximize earnings, build on success and reputation
Late career	Redirect knowledge and skills, contribute, mentor successors

Regardless of age, your lifestyle choices will affect your job opportunities and career choices. For example, you may choose to live in a specific geographic region based on its

- rural or urban location,
- proximity to your family or friends,
- differences or similarities to where you grew up,
- cultural or recreational offerings,
- political characteristics,
- climate,
- cost of living.

Sometimes you may choose to sacrifice your lifestyle preferences for your ambitions, and sometimes you may sacrifice your ambitions for your preferences. It's really a matter of figuring out what matters at the time, while keeping in mind the effect of this decision on the next one.

Summary

- Macroeconomic factors affect job markets, including
 - economic cycles,
 - new technology or obsolescence,
 - demographic changes,
 - changes in the global economy,
 - changes in consumer preferences,
 - changes in laws and regulations.
- Job markets are globally competitive.
- Microeconomic factors influence job and career decisions, including
 - abilities or aptitudes,
 - skills and knowledge,
 - lifestyle choices.
- Microeconomic factors and income needs change over a lifetime and typically correlate with age and stage of life.
- Job and career choices should realistically reflect income needs.

Exercises

1. Record in My Notes or your personal finance journal your work history and current thoughts about your future work life. What jobs have you held? In each job, what experience, knowledge, or skills did you acquire or develop? What are your future job preferences, and why do you prefer them? Do you have a planned career path? What potential advantages and opportunities do your preferences or plans offer? What potential disadvantages and costs may your preferences or plans entail?
2. Go online to find out the differences in definition between an occupation and a vocation, profession, trade, career, and career path. Which combination of concepts best describes the approach you plan to take to satisfy your needs for income from future employment? Sample the links at <http://www.rileyguide.com/careers.html>. Choose and record or bookmark the three best online sources of career information for you.
3. Take a free online career development aptitude test, such as the one at http://www.careertest.us/Career_Aptitude_Survey.htm. (Note that sites offering free aptitude, personality, or job preference tests often require online registration. You should evaluate the reliability, credibility, and security of any site you use to explore your career preferences.) What personality attributes and personal aptitudes are micro factors that may affect your career choices or your chances of success in a particular job? View the kinds of assessments you may be asked to take as a job applicant or employee at www.ppicentral.com/Pdf/Employ...ude_Survey.pdf. What aptitudes are included in the battery of tests that make up the Employee Aptitude Survey? How might an employer use the test results?
4. In My Notes or your personal finance journal, list your most important job skills, aptitudes, and preferences on which you plan to expand or build a career. Then list the specific job skills you feel you need to develop further through additional education or experience. How and where will you get those skills and at what cost? Next, describe the lifestyle you hope to support through income from future employment. What aspects of that lifestyle would be easiest for you to modify or sacrifice for your career or income goals?

This page titled [16.1: Choosing a Job](#) is shared under a [CC BY-NC-SA 3.0](#) license and was authored, remixed, and/or curated by [Anonymous](#) via [source content](#) that was edited to the style and standards of the LibreTexts platform.

- **18.1: Choosing a Job** by Anonymous is licensed [CC BY-NC-SA 3.0](#). Original source: <https://2012books.lardbucket.org/books/individual-finance>.

16.2: Finding a Job

Learning Objectives

1. List and describe venues for finding job opportunities.
2. Explain the value of networking.
3. Trace the steps in pursuing a job opportunity, specifically your cover letter, résumé, and interview.
4. Identify the critical kinds of information that should be provided in a job offer.

A job search is a part of everyone's life, sooner or later. It may be repeated numerous times throughout your career. You may initiate a job search in hopes of improving your position and career or changing careers, or you may be forced into the job market after losing your job. Whatever the circumstances, when you look for a job you are seeking a buyer for your labor. The process of having to “sell” yourself (your time, energy, knowledge, and skills) is always revealing and valuable.

Finding a Job Market

Before you can look for a job, you need to have an idea of what job market you are in. The same macro factors that you consider in your choice of career may make your job search easier or harder. Ultimately, they may influence your methods of searching or even your job choice itself. For example, as unemployment has increased in the wake of the most recent financial crisis, the labor market has become much more competitive. In turn, job seekers have become much more creative about advertising their skills—from broader networking to papering a neighborhood with brochures on windshields—and more accepting of job conditions, including lower compensation. A good place to start is the U.S. Department of Labor's “Occupational Outlook Handbook.” See, for example, U.S. Department of Labor, Bureau of Labor Statistics, www.bls.gov/oco, and “Tomorrow's Jobs,” www.bls.gov/oco/print/oco2003.htm (accessed July 20, 2009). The handbook is updated annually. For hundreds of industries and specific jobs it tells you the training and education you need, what you will earn and what your job prospects are, what the work entails, and what the working conditions are like. The site also offers valuable tips on conducting job searches.

Knowing the job classification and industry name will focus your search process and make it more efficient. Once you understand your job market, look at the macro and micro factors that affect it along with your personal choices. For example, knowing that you are interested in working in business, transportation, or the leisure and hospitality industry, you are ready to research that field more and plan your job search.

You are looking for a buyer of your labor, so you need to find the markets where buyers shop. One of the first things to do is find out where jobs in your field are advertised. Jobs may be advertised in

- trade magazines,
- professional organizations or their journals,
- career fairs,
- employment agencies,
- employment Web sites,
- government Web sites,
- company Web sites,
- your school's career development office.

Figure 18.5 describes these venues in more detail.

Trade magazines	Publications that have classified ads listing jobs in your field or area of interest.
Professional organizations	Associations that run ads or postings for jobs via their journals, Web sites, and discussion lists.
Career fairs	Employers gather to recruit job applicants, often in a particular industry or region.
Employment agencies	Businesses that work as “headhunters” for employers, who pay the agency a fee for finding and screening a good recruit.
Employment Web sites	Places where employers and job seekers post and respond to information about job opportunities and work availability. You will find evaluations of employment Web sites at http://www.employmentwebsites.org (the International Association of Employment Web Sites).
Government Web sites	Career information and current listings for state and federal government jobs. Listings for federal jobs are at http://federaljobs.net/federal.htm and http://www.usajobs.gov . State government jobs may be found at http://www.statelocalgov.net/50states-jobs.cfm .
Company Web sites	Current job listings posted by a company's human resource personnel on the company's Web site.
College career development office	Job placement services on campus for graduates and alumni, run by career counselors.

Figure 18.2.1 : Sources of Information about Jobs

Consider Sandy, for example, who is graduating with a bachelor's degree in hospitality management. Her dream job is to work at an inn or bed and breakfast in a resort location. The Professional Association of Innkeepers International (PAII) offers a Web site and journal—good places to start reading and learning about the industry. It also lists upcoming trade conferences that may be a good opportunity for Sandy to meet some people in the industry. The Professional Association of Innkeepers International, <http://www.paii.org> (accessed July 23, 2009).



Figure 18.2.2 . © 2010 Jupiterimages Corporation

Browsing online, Sandy learns about a big job fair coming to her region, sponsored by the PAII in association with a chamber of commerce and an economic development agency. This is her chance to meet recruiters in her industry and find out about actual opportunities. Each prospective employer will have a table, and Sandy will go from table to table, getting information, dropping off her résumé, and possibly setting up interviews.

She also plans to register with an employment agency that specializes in hotel management for smaller hotels and inns. The agency will screen her application and try to match her with appropriate jobs in its listings. For a specified time it will keep her résumé on file for future opportunities.

Sandy's strategy includes posting her résumé on employment web sites, such as Monster.com, and Careerbuilder.com. Browsing jobs online, Sandy discovers there is a strong seasonal demand for hospitality workers on cruise ships, and this gives her an idea. If the right choice doesn't come up right away, maybe a summer job working for a cruise line would be a good way to develop her knowledge and skills further while looking for her dream job in management.

Sandy needs to research destinations as well as businesses and wants to talk with people directly. She knows that cold calls—calling potential employers on the phone as a complete unknown—is the hardest way to sell herself. In any industry, cold calling has a much lower success rate than calling with a referral or some connection—otherwise known as networking.

Networking is one of the most successful ways of finding a job. It can take many forms, but the idea is to use whatever professional, academic, or social connections you have to enlist as many volunteers as possible to help in your job search. According to popular theory, your social networks can be seen as assets that potentially help you build wealth. That is, the number and positions of people you can network with and the economically viable connections you can have with them are a form of capital—**social capital**. Robert Putnam, *Bowling Alone: The Collapse and Revival of American Community* (New York: Simon & Schuster, 2000).

Word of mouth is a powerful tool, and the more people know about your job search, the more likely it is that they or someone they know will learn of opportunities. Sandy's strategy also includes joining online career networking sites, such as LinkedIn, and discussion lists for people in the hospitality industry. Sandy finds a helpful Yahoo! group called The Innkeeper Club and posts a query about what employers look for in a manager.



Figure 18.2.3 . © 2010 Jupiterimages Corporation

While Sandy was in college getting her degree in hospitality management, her best friend from high school was happily styling hair in a local salon. Sandy never thought to network through her friend, but it turns out that one of her friend's clients has a sister who owns a country inn with her husband, and they are thinking about hiring someone to manage their enterprise. After driving several hours to meet them, Sandy learns they have changed their minds and are not hiring now. However, they know of two other innkeepers who may be looking for help. Since they are impressed with Sandy, they are happy to pass along her name and résumé.

That's how networking works—you just never know who may be helpful to you. The obvious people to start with are all the people that you know: former professors, former employers, friends, family, friends of family, friends of friends, family of friends, and so on. The more people you can talk with or send your résumé to (i.e., impress), the greater the chances that someone will make an offer.

Another good networking strategy is to call or e-mail people working in the industry, individuals who are currently in or just above the position you'd like to have, and ask to talk with them about their work. If you make it clear that you are not asking for or expecting a job offer from them, many people will be happy to take a half hour to discuss their jobs with you. They may have valuable tips or leads for you or be willing to pass along your name to someone else who does.

Selling Yourself: Your Cover Letter and Résumé

To get a job you will have to convince someone who does not know you that you are worth paying for. You have an opportunity to prove that in your cover letter and résumé and again in your interview.

The cover letter, whether mailed or an e-mailed, is your introduction to your prospective employer. You have three paragraphs on one page to briefly introduce yourself and show how you can make a profitable contribution to the company. The objective of the cover letter is to get the reader to look at your résumé with a favorable impression of you created by the letter.

Your first paragraph should establish your purpose in making contact, the reason for the letter. You should make it clear what job you are applying for and why you are making this particular contact. If someone referred you, mention him or her by name. If you met the addressee previously, remind him or her where and when that was, for example, “It was great to chat with you at the Jobs Fair in Cleveland last week.” The more specifically you can identify yourself and separate yourself from the pool of other job seekers, the better.

The second paragraph of your cover letter should summarize your background, education, and experience. All this information is on your résumé in more detail, so this is not the place to expound at length. You want to show briefly that you are qualified for the position and have the potential to make a contribution.

Your third paragraph is your opportunity to leave the door open for further communication. Make it clear where and how you can be reached and how much you appreciate the opportunity to be considered for the position.

The **résumé**, the summary list of your skills and knowledge, is what will really sell you to an employer, once you have made a good enough impression with the cover letter to get him or her to turn the page. A good résumé provides enough information to show that you are willing and able to contribute to your employer’s success—that it is worth it to hire you or at least to talk to you in an interview.

List the pertinent facts of where and how you can be reached: address, phone number, e-mail address. Your qualifications will be mainly education and experience. List any degrees, certificates, or training you have completed after high school. Be sure to include anything that distinguishes your academic career, such as honors, prizes, or scholarships.

List any employment experience, including summer jobs, even if they don’t seem pertinent to the position you are applying for. You may think that being a camp counselor has nothing to do with being a radiology technician, but it shows that you have experience working with children and parents, have held a position where you are responsible for others, and that you are willing to work during your school breaks, thus showing ambition. If you are starting out and can’t be expected to have lots of employment experience, employers look for hints about your character—things like ambition, initiative, responsibility—that may indicate your success working for them.

Internships that you did in college or high school are also impressive, showing your willingness to go beyond the standard curriculum and learn by working—something an employer will expect you to continue to do on the job, too. While you are in school, you should recognize the value added by experiential learning and the positive impression that it will make. An internship can also give you a head start in networking if your supervisor will be a good reference or source of contacts for you. The internship may even result in a job offer; you may not necessarily want to accept, but at the very least, having an offer to fall back on takes some of the pressure off your search.

For each job, be clear about the position you held and the two most important duties or roles you performed. Don’t go into too much detail, however. The time to expand on your story is in the interview.

If you have done internships or volunteer work or if you are a member of civic or volunteer organizations, be sure to list those as well. They are hints about you as a person and may help you to stand out in the pool of applicants.

A common mistake is to list too much extra information on your résumé and to focus too much on what you want. For example, stating an objective such as “to obtain a great position in hotel management.” Your employer cares about what you can do for the company, not for yourself. The following are some tips for developing your résumé:

- Avoid adjectives or adverbs when describing your past performance. If you were an achiever in school, that will be reflected in your grades, degrees, honors, and awards. “Hype” can sound boastful; besides, you can discuss your performance in detail at the interview.
- Be honest and state your case without exaggeration. It is easier than ever for employers to check on your history, and they will. Falsification of information on your résumé may become grounds for dismissal, if you are hired.
- Don’t include personal details unless they are strongly relevant to the job you are seeking. Employers typically do not want to know that you love dogs, were raised in Singapore, or are a single mother.
- Be correct. Proofread your résumé and have someone else proof it as well. This is your opportunity to make a good impression. Any error indicates not just that you made an error, but that you are sloppy, lazy, or willing to let your work go public with

errors.

- Keep it to one page, if possible. Employers typically are looking at many résumés to fill one position, so make it easy and quick for the reader to see how qualified you are.

A myriad of sample résumés and sample cover letters may be found online, but be wary of templates that may not fit you or your prospective job. Employers in your field may have particular expectations for what should be on your résumé or how it should be structured. Maybe you should list your skills or perhaps your education first. Perhaps it would be preferable to list your past employment experiences in reverse chronology (with your most recent job first). Advice is plentiful about how to write a résumé, but there is no one right way or best way. Choose an appropriate style and format for your job category that will present you in the best possible light as a prospective employee.

Many employers want you to fill out an application form independently of or instead of a résumé. They may also ask for references, especially from former employers who are willing to recommend you. Be aware that hirers and human resources department personnel routinely follow up on references and letters of recommendation. Find out more about filling out employment applications at About.com at <http://jobsearch.about.com/cs/jobapplications/a/jobapplication.htm> and other sites.

There are many resources available in print and online to help you write a good résumé. In addition, résumé writing workshops and short courses are often held at community colleges or adult education centers. Ellen Gordon Reeves, *Can I Wear My Nose Ring to the Interview?* (New York: Workman Publishing, 2009).

Selling Yourself: Your Interview

The interview—a face-to-face conversation with a prospective employer—is your chance to get an offer. You want to make a good personal impression: dress professionally but in clothes that fit well and comfortably. Be polite and cordial but also careful not to assume too familiar a tone.

You may be asked a series of predetermined questions, or your interviewer may let the conversation develop through open-ended questions. The interviewer may let you establish its direction in order to learn more about how you think. However the conversation is guided, you want to be able to showcase your suitability for the job and what you bring to it. Figure 18.8 identifies some questions employers commonly ask in job interviews.

Tell us a little about yourself and what brings you here today.
Why did you leave your last job?
Why do you want this job? What do you know about us?
Why do you want to work for us?
How does your education/background/experience make you a good fit for this job?
Why do you think you're the best person for the job?
What qualities and skills can you bring to the job?
Do you feel you have strong communication skills/technology skills/writing skills (etc., as relevant)?
What can you do for our company?
How will you be an asset to us?
How can you help us improve our efficiency/productivity/products/services/ bottom line (etc., as relevant)?
What are your career goals?
Where do you see yourself in five years' time?
Are you a team player?
Have you had much experience working as part of a team?
What was your contribution to the team?
What were the results of the team effort?
What are your strengths and weaknesses?
What successes and failures have you experienced in your career so far?
How would you handle a situation in which...?
What would you do if...?
Have you ever had a problem with...?
What is your ideal job?
What qualities do you look for ideally in a position/company/boss/coworker?

Figure 18.2.4 : Questions Prospective Employers Commonly Ask

Be prepared for interviewers who prefer to focus on general behavioral questions rather than on job specific questions. **Behavioral interviews** emphasize your past actions as indicators of how you might perform in the future. The so-called **STAR Method** is a good approach to answering behavioral questions, as it helps you to be systematic and specific in making your past work experiences relevant to your present job quest. The STAR MethodThe STAR Method: <http://web.mit.edu/career/www/guide/star.html>, www.drexel.edu/SCDC/resources...R%20Method.pdf, www.officearrow.com/home/arti...294/p142_dis/3 (accessed August 5, 2009). is a process of conveying specific situations, actions, and outcomes in response to an interviewer's question about something you did.

- **Situation:** Give specific details about the situation and its context.
- **Task:** Describe the task or goal that arose in response to the situation.
- **Action:** Describe what you did and who was involved.
- **Result:** Describe the (positive) outcome.

For example:

Question: We are looking for someone who is willing to take initiative in keeping our office systems working efficiently and who can work without a lot of direct supervision. Does that describe you?

Answer: Absolutely. For example, in my last job I noticed that the office supply system was not working well. People were running out of what they needed before letting me know what to order (**Situation**). I thought there needed to be a better way to anticipate and fill those needs based on people's actual patterns of use (**Task**). So, I conducted a poll on office supply use and used that

information to develop a schedule for the automatic resupply of key items on a regular basis (**Action**). The system worked much more smoothly after that. I mentioned it in my next performance review, and my boss was so impressed that she put me in for a raise (**Results**).

Figure 18.2.5



© 2010 Jupiterimages Corporation

There are some questions employers should *not* ask you, however. Unless the information is a legal requirement for the job you are interviewing for, antidiscrimination laws make it illegal for an employer to ask you your age; your height or weight; personal information such as your racial identity, sexual orientation, or health; or questions about your marital status and family situation, such as the number of children you have, whether you are single, or if you are pregnant or planning to start a family.

It is also important for you to have questions to ask in an interview, so you should prepare a few questions for your interviewer. Questions could be about the company's products or services, the company's mission or goals, the work you would be doing, who you would be reporting to, where you would be located, and the opportunities for advancement. You want your question to be specific enough to show that you have already done some research on the company, its products, and markets. This is a chance to demonstrate your knowledge of the job, company, or industry—that you have done your homework—as well as your interest and ambition.

Unless your interviewer mentions compensation, don't bring it up. Once you have the job offer, then you can discuss compensation, but in the interview you want to focus on what you can do for the company, not what the company can do for you.

You can also use the interview to learn more about the company. Try to pick up clues about the company's mission, corporate culture, and work environment. Are people wearing business attire or "business casual"? Are there cubicles and private offices or a more open workspace? Are people working in teams, or is it more of a conventional hierarchy? You want to be in a workplace where you can be comfortable and productive. Be open-minded—you may be able to work quite well in an environment you have never worked in before—but think about how you can do your best work in that environment.

After your interview, send a thank you note, and follow up with a phone call if you don't hear back. You may ask your interviewer for feedback—so that you can learn for future interviews—but don't be surprised and be gracious, if you don't get it. Always leave the door open. You never know.

Accepting an Offer

A job offer should include details about the work you will be performing, the compensation, and the opportunity to advance from there. If any of that information is missing, you should ask about it.

In many jobs, you may be asked to do many things, especially in entry-level jobs, so the job description may be fairly vague. Your willingness to do whatever is asked of you (within the law and according to ethical standards) should be compensated by what you stand to gain from the job—in pay or in new knowledge and experience or in positioning yourself for your next job. Some jobs are better looked at as a kind of graduate education.

Your **compensation** includes not only your wages or salary but also any benefits that the employer provides. As you read in previous chapters, benefits may include health and dental insurance, disability insurance, life insurance, and a retirement plan. Compensation also includes time off, sick days, and vacation days. You should understand the company's policies and flexibility in applying them.

Know what your total compensation will be and whether it is reasonable for the job, industry, and current job market. Asking around may help, especially on online discussion groups with relative anonymity. People often are reluctant to disclose their compensation, and companies discourage sharing this information because it typically reveals discrepancies. For example, people hired in the past may be receiving less (or more) pay than people hired recently for the same position. In addition, gender gap—in which men receive higher pay than women in the same position—is often a problem.

To gauge how reasonable a job offer is, you can research professional associations about pay scales or find statistical averages by profession or region. Online resources include simple salary comparison calculators, such as the one at <http://monster.salary.com>. You also will find data and related articles linking salaries to specific job titles, area codes, states, educational levels, and years of work experience, for example, at http://www.payscale.com/research/US/Country=United_States/Salary.

Realistically compare the job offer to your needs. Different geographic areas have different costs of living, for example, so the same salary may afford you a very different lifestyle in Omaha than in New York City. Your employment compensation is most likely an important source—perhaps your only source—of income. That income finances your plan for spending, saving, and investing. A budget can help you to see if that income will be sufficient to meet your financial goals. If you already have financial responsibilities—student loans, car loans, or dependents, for example—you may find that you can't afford the job.

You can negotiate your compensation offer; many employers expect you to try, but some will just stand by their offer—take it or leave it. Your ability to negotiate depends in part on the number of candidates for that particular job and how quickly the employer needs to fill it. You will find guidelines online for evaluating job offers and negotiating your compensation, for example, among the useful links at <http://www.rileyguide.com/offers.html>. Another resource includes the simple “Job Offer Checklist” at <http://www.collegegrad.com/offer>.

In some cases, your employer may offer you a contract, a legal agreement that details your responsibilities and compensation and your employer's responsibilities and expectations. As with any contract, you should thoroughly understand it before signing. If you will be employed as a member of a trade union or labor union under a **collective bargaining** agreement, the terms of the contract may be applicable to all union members and therefore not negotiable by individual employees.

It is exciting to get a job offer, but don't let the excitement overwhelm your good sense. Before you accept a job, feel positive that you can live with it. You never really know what a job is like until you do, but it is better to go into it optimistically. When you are just starting a career or trying one out, it is most important to be able to learn and grow in your job, and you may have a period of “paying your dues.” But if you are really miserable in a job, you won't be able to learn and grow, no matter how “golden” the opportunity is supposed to be.

Summary

- Venues for finding jobs include
 - trade magazines,
 - professional organizations or their journals,
 - career fairs,
 - employment agencies or “headhunters,”
 - employment Web sites,
 - company Web sites,
 - government Web sites,

- your school's career development office.
- Networking is a valuable way to expand your job search.
- Selling your labor to a prospective employer usually involves sending a cover letter and résumé, filling out an application form, and/or having an interview.
 - The cover letter should get a prospective employer to read your résumé.
 - The résumé should get the employer to offer you an interview.
 - The interview should get the employer to offer you the job.
- A job offer includes information on the
 - job;
 - compensation, including benefits;
 - opportunities for advancement.
- Accepting a job offer may involve
 - evaluating the offer in relation to your needs,
 - examining a job contract, or
 - negotiating the compensation.

Exercises

1. Read “Tomorrow’s Jobs” at the Bureau of Labor Statistics Web site at www.bls.gov/oco/oco2003.htm. What job categories are showing the greatest growth? Which job categories show negative growth? In what sector of the economy or in what industry will you seek a job or develop your career? Record or chart your thoughts in My Notes or your personal finance journal. What are the reasons for your choices? What education, knowledge, skills, aptitudes, preferences, and experiences do you bring to them?
2. In My Notes or your personal finance journal, list all the individuals and groups you can think of to tell about your job search or career development quest. Include their contact information. Write a message you could adapt, as needed, for each audience to send when you are ready. Then go online to research other individuals and groups you could include in your networking or could go to for more information about job opportunities. Read up on developing your practical networking skills online at Boston.com (“Flex Your Networking Skills,” http://www.boston.com/jobs/bighelp2009/january/flex_your_network). Make a fact-finding appointment with a contact you find through networking and record your thoughts on the outcomes. Were you able to practice key networking skills? What did you learn?
3. Write or revise your résumé and draft a general cover letter you could adapt for different job openings. Network with classmates to get critiques and ideas for clarifying or improving these tools to attract a prospective employer. What other supporting documents could you include in your job application?
4. How will you prepare for a job interview? Read a *New York Times* interview with the CEO of Cisco Systems, John Chambers, about corporate leadership and recruitment at <http://www.nytimes.com/2009/08/02/business/02corner.html?th&emc=th>. In the second half of the article, the interviewer asks, “How do you hire?” What qualities of new recruits to corporate management does this CEO look for? Read the articles on interviewing at the following Careerbuilder.com URLs:
 - http://www.careerbuilder.com/jobposter/small-business/article.aspx?articleid=ATL_0174INTERVIEWBLUNDERS
 - http://www.careerbuilder.com/jobposter/small-business/article.aspx?articleid=ATL_0089INTERVIEWSTYLES
 - http://www.careerbuilder.com/jobposter/small-business/article.aspx?articleid=ATL_0087INTERVIEWNO-NOS
 - http://www.careerbuilder.com/jobposter/small-business/article.aspx?articleid=ATL_0082INTERVIEWQUESTIONS
5. Anticipate the questions you may be asked in an interview. For example, what could you say in a behavioral interview? Prepare your answer using the examples found at webat102.officearrow.com/job-...-107/view.html. For edification and fun, collaborate with classmates to do role-plays of job interviews. Videotape your interviews. View the videos and read the twenty tips on “How to Nail an Interview” at <http://www.howtonailaninterview.com/#vid>. Also see the Vault.com videos of interviews at <http://www.youtube.com/watch?v=S1ucmfPOBV8>. As an employer, would you hire yourself? What interviewing preparations and skills do you think you need to work on?

This page titled [16.2: Finding a Job](#) is shared under a [CC BY-NC-SA 3.0](#) license and was authored, remixed, and/or curated by [Anonymous](#) via [source content](#) that was edited to the style and standards of the LibreTexts platform.

- **18.2: Finding a Job** by Anonymous is licensed [CC BY-NC-SA 3.0](#). Original source: <https://2012books.lardbucket.org/books/individual-finance>.

16.3: Leaving a Job

Learning Objectives

1. Describe the processes of voluntary job loss.
2. Describe the processes of involuntary job loss.
3. Identify the financial impacts of an involuntary job loss.
4. Identify major federal legislation that addresses employment issues and describe its importance in labor markets.

Statistically, it is almost impossible for you to expect to have one job or career for your entire working life. At least once and possibly many times, you will change jobs or even careers. You will have to leave your current or former job and find another. Handling that transition can be difficult, especially if the transition is not what you would have preferred. How you handle that transition may affect your success or satisfaction with your next position.

You may leave your job voluntarily or involuntarily. When you leave voluntarily, presumably you have had a chance to make a reasoned decision and have decided that the net benefits of moving on are more than the net benefits of staying.

Leaving Voluntarily

You may decide to leave a job and move to another for the following reasons:

- move to a position with more responsibility, opportunity to advance, or compensation
- be in a more compatible work environment or corporate culture
- learn a new skill
- become self-employed by beginning an entrepreneurial venture
- make a transition from a military to a civilian job

In other cases, you may leave employment permanently or temporarily because of the following reasons:

- further your education
- assume family care, for example of a child or parent
- take time off for recreation
- retire

Whatever your motivation for leaving your job, your decision should make sense; that is, it should be based on a reasoned analysis of how it will affect your life. If you have dependents, you will have to consider how your decision may affect their lives too.

Since your job is a source of income, leaving your job means a loss of that income. You need to consider how you can maintain or change your current use of income (i.e., spending and saving levels) with that loss.

If you are changing jobs, your new job will replace that income with new income that is more than, equal to, or less than your old paycheck. If it is equal to or more than your former income, you may maintain or even expand your spending, saving, and investing activities. Extra income will provide you with more choices of how to consume or save. If it is less than your former income, you will have to decrease your spending or saving to fit your current needs. Your budget can help you foresee the effects of your new income on your spending and saving.

If you are leaving employment, then there will be no replacement income, so your spending and saving activities should reflect that loss, unless you have an alternative source of income to replace it. If you are going on to graduate school, perhaps you have a fellowship or scholarship. If you are assuming family care responsibilities, perhaps another family member has offered financial support. If you are retiring, you should have income from invested capital (e.g., your retirement savings) that can be used to replace your wages or salary.

If you are initiating the job change, be sure you try to cause the least disruption and cost to your employer. Let your employer know of your decision as soon as is practical, and certainly before anyone else in the company knows. “Two weeks notice” is the convention, but the more notice you can give, the less inconvenience you may cause. Offer to help train your successor or be available to provide information or assist in the transition. The more cordially you leave your job, the better your relationship with your former employer will be, which may reflect well on you in future networking.

If you participated in a defined contribution retirement plan you own those funds to the extent that you are vested in your employer's contributions and have contributed your own funds. You can leave those funds as they are invested, or you can transfer them to your new job's plan and invest them differently. There may be some time limits to doing so, and there may be tax considerations as well, so be sure you consult with your former employer and understand the tax rules before moving any funds.

The decision to leave a job and perhaps to leave employment means leaving nonincome benefits that can create opportunity costs, including

- intellectual or emotional gratifications of the work,
- enjoyment of your colleagues,
- opportunities to learn.

If you have had a negative work experience, leaving may allow you to reduce boredom, eliminate job dissatisfaction, end conflict, avoid unwanted overtime, or reduce stress, but these are reasons for leaving a job that you probably should not share with a new or prospective employer.



Figure 18.3.1 : Unsplash License; [Elisa Ventur](#) via [Unsplash](#))

Surveys reported in 2005 had this to say about job satisfaction in the United States: Job Satisfaction

- Job satisfaction generally declined since 2000.
- Forty-five percent of workers say they are either satisfied or extremely satisfied with their jobs.
- Twenty percent feel very passionate about their jobs.
- Thirty-three percent believe they have reached a dead end in their career.
- Twenty-one percent are eager to change careers.
- Older workers are the most satisfied and the most engaged in their work.
- Younger workers are the most distressed and feel the least amount of loyalty to their employers.
- Small-firm employees feel far more engaged in their work than their corporate counterparts.
- Job security, health care coverage, and professional development are valued above additional compensation.

According to a 2009 Salary.com survey, only around 15 percent of workers said they were “extremely satisfied” with their jobs. Working retirees and those in the health care and Internet industries were the most satisfied, while workers under thirty and those working in finance-related fields were the least satisfied. At the time of the survey, about 60 percent of workers were looking around for another job, despite most claiming they were generally satisfied with their wages or salaries. Many were worried about being laid off in a down economy.

As you can see, many micro and macro factors may enter into a decision to leave a job. You spend many of your waking hours working, and deciding to change jobs is about much more than just income. It is still a decision about income, however, so you should carefully weigh the effects of that decision on your personal financial well-being.

Leaving Involuntarily

If you leave your job involuntarily, you will have to make adjustments for a loss of income that you were not planning to make. That may be difficult, but not so much as you think.

Involuntary job loss may be due to your employer's decision, an accident or disability, or unexpected circumstances, such as the acquisition, merger, downsizing, or closing of the company you work for. Your employer also may decide to lay you off or fire you. A layoff implies a temporary job loss due to a circumstance in which your employer needs or can afford less labor.

If the layoff is due to an economic recession when there is less demand for the product you create, then it may be affecting your entire industry. That would mean you would have a harder time finding a similar job. If layoffs are widespread enough, however, there may be federal, state, or local government programs aimed at helping the many people in your situation, such as a retraining program or temporary income assistance.

You may get laid off because your employer is no longer as competitive or profitable and so has to cut costs or because the company has lost financing. If the layoffs are specific to your employer, you may be able to find a similar position with another company or you may be able to establish your own competitive business in the same industry.

When you are fired, the employer permanently terminates your employment based on your performance. Involuntary **termination**, or getting fired, will cause a sudden loss of income that usually requires sudden adjustments to spending and saving. You may have to use your accumulated savings to finance your expenditures until that income can be replaced by a new job.

An injury or illness—to you or a dependent—may create a temporary or permanent involuntary job loss. It usually also means a period of unemployment. Depending on the circumstances, your employer may be willing to help ease the transition, perhaps by offering you a more flexible schedule, adjusting your responsibilities, or providing specialized equipment to enable you to do a job.

By law, employers may not discriminate against people with disabilities so long as they are able to do a job. A **job accommodation** is any reasonable adjustment to a job or work environment that makes it possible for an individual with a disability to perform or continue to perform job duties.

If you become disabled and unable to work, you may be able to replace some or all of your wage income with insurance coverage, if you have disability insurance that covers the specific circumstances (as discussed in Chapter 10). If your disability is permanent, you may qualify for federal assistance through Social Security. If someone else is liable for your disability, in the case of an accident or through negligence, his or her insurance coverage may provide some benefit, or you may have a legal claim that could provide a financial settlement.

If your employer initiates your job change, be sure to discuss his or her obligations to you before you leave. Some employer responsibilities are prescribed by law, as shown in Figure 18.11. Other responsibilities are prescribed by union contract, if applicable, and some are conventions or courtesies that your employer may—or may not—choose to extend.

Severance is compensation and benefits offered by your employer when you are fired. Your employer is not obligated to offer any severance, but “two weeks pay” is the convention for wages. Your employer is also not required to “pay” for your remaining sick days or vacation days or to extend your benefits, including retirement contributions or life insurance, unless specified in a contract. In most cases, your employer is required under federal law to offer you the opportunity to remain covered under your employee health insurance plan if you assume the cost. This continuation of health coverage is provided by COBRA, the Consolidated Omnibus Budget Reconciliation Act of 1986 (discussed in Chapter 10). Employers must also provide proof of “insurability,” which enables unemployed workers to purchase private health insurance, if they wish, without having to undergo medical exams.

Employment Protection

Federal and state laws govern relationships between employers and employees. A large part of employment law addresses hiring and firing issues as well as working conditions. You should be familiar with the laws that apply where you work (as they differ by state and sometimes by county) so that you understand your responsibilities to your employer and your employer's obligations to you. Major federal legislation that addresses these issues is outlined in Table 18.3.1 .

Table 18.3.1 : Major U.S. Employment Legislation. U.S. Department of Labor, “Summary of the Major Laws of the Department of Labor,” www.dol.gov/opa/aboutdol/lawsprog.htm (accessed July 21, 2009).

Legislation	Regulation	Applies to

Legislation	Regulation	Applies to
National Labor Relations Act, 1935	Prevents employees who engage in union activity from being fired	Employers whose business is engaged in interstate commerce
Fair Labor Standards Act, 1938	Established minimum wage and overtime	All private employees, amended in 1974 to include state and local employees
Title VII, The Civil Rights Act, 1964	Prohibits discrimination on the basis of race, color, religion, sex, or national origin	Employers with at least 15 employees
Age Discrimination in Employment Act, 1967	Prevents discrimination on the basis of age against employees who are over 40 years old	Employers having at least 20 employees
Americans with Disabilities Act, 1990	Prevents discrimination against disabled employees	Employers having at least 15 employees
Family and Medical Leave Act, 1993	Guarantees a 12-week unpaid leave for illness, childbirth, or to care for an ill relative	Employers having at least 50 employees
Health Insurance Portability and Accountability Act, 1996	Limits exclusion from employersponsored coverage because of preexisting condition or medical history	All employers that offer employer-sponsored health insurance

These laws cover all aspects of employment: hiring, negotiation, working conditions, compensation, benefits, and termination. Workers can sue a company for **wrongful discharge**—for being fired for any reason barred by an employment law. Employers often seek to protect themselves from suits by requiring terminated employees to sign a form releasing the company from liability.

Companies have ethical standards for dealing with the hiring and firing of employees, but they also may have informal practices for encouraging unwanted employees in good standing to leave. Employment laws cannot protect workers against some unethical practices, but they have clauses that prohibit **retaliation** against employees who invoke those laws or enlist government assistance to enforce them. The laws also protect **whistleblowers** who report employer infractions to government authorities.

The federal government provides unemployment compensation insurance through the Federal-State Unemployment Insurance Program to employees who “lose their jobs through no fault of their own.” U.S. Department of Labor, “Unemployment Insurance,” www.dol.gov/dol/topic/unemployment/index.htm (accessed July 21, 2009). You must meet eligibility requirements to qualify, and the benefits are limited, although they may be extended in certain circumstances. Benefits were extended in February 2009, for example, to as long as seventy weeks in many states, as the number of unemployed workers rose to six million.

Your job and eventually your career will play many roles in your life. It will determine how you spend your time, who you spend your time with, where you live, and how you live. It will probably be a primary determinant of income and therefore of how much you can spend, save, and invest. How you chose to spend, save, and invest is up to you, and your financial decisions can have far-reaching consequences. The more you know and the more you understand, the more you can make decisions that can satisfy your dreams.

KEY TAKEAWAYS

- You can expect to leave a job at least once in your career.
- You can leave a job voluntarily or involuntarily.
- You may leave voluntarily to change jobs or to leave employment, temporarily or permanently.
- You may leave a job involuntarily through a
 - layoff,
 - disabling accident or injury,
 - firing.
- Leaving a job involuntarily means a sudden loss of income.
- Involuntary job loss may be compensated with

- severance,
- employment insurance,
- continuation of health and other benefits.
- Federal, state, and local laws address employment issues, including hiring, working conditions, compensation, and dismissal. Laws exist to protect workers.

? Exercise 16.3.1

What do you look for in a job? Record in My Notes or your personal finance journal the characteristics of a job that you value most when seeking a job and the characteristics that bother you the most or would cause you to consider leaving a job voluntarily. Take an online job satisfaction survey or collaborate with classmates to develop questions for a job satisfaction survey that you can administer to other students. What do you find are the top ten characteristics of a great job offering a lot of job satisfaction?

? Exercise 16.3.2

View the list of “Red Light” reasons for leaving a job—reasons you should not use in a job interview in which you are asked why you left your last job—at <https://www.snhu.edu/about-us/newsroom/leaving-a-job>. Have you ever cited one of those reasons as the reason you left your job? For each item on the list, brainstorm with classmates why it would be better not use it in a job interview. What does the item say about you as a worker or as an employee? What could you possibly do differently to prevent each “Red Light” item from being the reason you leave a job?

? Exercise 16.3.3

Record in My Notes or your personal finance journal the outcome of every job you have held. For each job, have a column for listing your reason(s) for taking it and another column listing your reason(s) for leaving it. Also, note what you liked most and least about each job. Do you notice any patterns emerging in the data about your job history? Is there anything about those patterns that you would like to change?

This page titled [16.3: Leaving a Job](#) is shared under a [CC BY-NC-SA 3.0](#) license and was authored, remixed, and/or curated by [Anonymous](#) via [source content](#) that was edited to the style and standards of the LibreTexts platform.

- **18.3: Leaving a Job** by Anonymous is licensed [CC BY-NC-SA 3.0](#). Original source: <https://2012books.lardbucket.org/books/individual-finance>.

Index

A

accounting equation
3.2: Accounting and Financial Statements

accrual accounting
3.2: Accounting and Financial Statements

active management
13.5: Diversification- Return with Less Risk

actual cash value
10.2: Insuring Your Property

adjustable life
10.4: Insuring Your Income

advisory dealing
13.8: Investing and Trading

ambiguity aversion
12.2: Investor Behavior

American Depository Receipt (ADR)
14.2: Stocks and Stock Markets

Anchoring
12.2: Investor Behavior

angel investor
14.2: Stocks and Stock Markets

annual percentage rate
7.3: Your Own Money- Savings

appraisal
9.3: Identify the Financing

arbitrage
12.3: Market Behavior

arbitrage opportunities
12.3: Market Behavior

arbitrageurs
12.3: Market Behavior

asset allocation
13.5: Diversification- Return with Less Risk

asset class
13.4: Measuring Return and Risk

assets
1.2: Individual or "Micro" Factors That Affect Financial Thinking
2.1: Introduction

ATM card
7.2: Your Own Money- Cash

audit
6.4: Record Keeping, Preparation, and Filing

authorized shares
14.2: Stocks and Stock Markets

automatic payments
7.2: Your Own Money- Cash

availability bias
12.2: Investor Behavior

B

balance sheet
3.2: Accounting and Financial Statements

balloon mortgage
9.3: Identify the Financing

bankruptcy
3.2: Accounting and Financial Statements

basic insurance
10.3: Insuring Your Health

basis point
14.9: Bond Strategies

Behavioral Interview
16.2: Finding a Job

benchmark
13.5: Diversification- Return with Less Risk

benchmarks
13.7: Investment Information

bias
12.2: Investor Behavior

bodily injury liability
10.2: Insuring Your Property

bond laddering
14.9: Bond Strategies

bonds
13.2: Investment and Markets- A Brief Overview

book value
14.4: Common Measures of Value

brokers
8.2: Consumer Purchases
13.8: Investing and Trading

budget
5.1: Introduction to Budgets

budget deficit
2.2: Income and Expenses

budget surplus
2.2: Income and Expenses

budget variance
5.5: Budget Variances

business cycle
1.3: Systemic or "Macro" Factors That Affect Financial Thinking

buyer's remorse
8.2: Consumer Purchases

buyout option
8.3: A Major Purchase- Buying a Car

C

callable
14.7: Bonds and Bond Markets

capital allocation
13.5: Diversification- Return with Less Risk

capital budget
5.3: Creating the Comprehensive Budget

capital gain
2.3: Assets

capital gains distribution
14.11: Mutual Funds
15.2: Mutual Funds

capital loss
2.3: Assets

capital market
1.3: Systemic or "Macro" Factors That Affect Financial Thinking

capital markets
7.3: Your Own Money- Savings

career path
16.1: Choosing a Job

cash account
13.8: Investing and Trading

cash accounting
3.2: Accounting and Financial Statements

cash flow statement
3.2: Accounting and Financial Statements

cash flows from financing
3.2: Accounting and Financial Statements

cash flows from investing
3.2: Accounting and Financial Statements

cash surrender value
10.4: Insuring Your Income

cash flow matching
14.9: Bond Strategies

Certificates of Deposit
7.3: Your Own Money- Savings

charge card
7.4: Other People's Money- Credit

checking account
7.2: Your Own Money- Cash

churning
13.8: Investing and Trading

closing costs
9.3: Identify the Financing

coinsurance
10.3: Insuring Your Health

collective bargaining agreement
16.2: Finding a Job

collision
10.2: Insuring Your Property

commercial property
15.3: Real Estate Investments

commodities
13.2: Investment and Markets- A Brief Overview

common stock
14.2: Stocks and Stock Markets

compensation
16.2: Finding a Job

comprehensive budget
5.3: Creating the Comprehensive Budget

comprehensive physical damage
10.2: Insuring Your Property

condominium
9.2: Identify the Product and the Market

conservative
5.2: The Budget Process

consumer price index (CPI)
1.3: Systemic or "Macro" Factors That Affect Financial Thinking

consumption tax
6.2: Sources of Taxation and Kinds of Taxes

convertible bond
14.7: Bonds and Bond Markets

conveyances
9.4: Purchasing and Owning Your Home

cooperative housing
9.2: Identify the Product and the Market

cost basis
6.3: The U.S. Federal Income Tax Process

cost of debt
2.4: Debt and Equity

cost of equity
2.4: Debt and Equity

coupon rate
14.7: Bonds and Bond Markets

coupons
14.7: Bonds and Bond Markets

covenants
13.2: Investment and Markets- A Brief Overview
14.7: Bonds and Bond Markets

credit card
7.4: Other People's Money- Credit

credit cycle
7.4: Other People's Money- Credit

credit market

1.3: Systemic or "Macro" Factors That Affect Financial Thinking

credit rating

7.4: Other People's Money- Credit

credit score

7.4: Other People's Money- Credit

credit unions

7.3: Your Own Money- Savings

creditor

3.2: Accounting and Financial Statements

cumulative preferred shares

14.2: Stocks and Stock Markets

currency risk

13.10: Investing Internationally- Risks and Regulations

current yield (bond)

14.8: Bond Value

custodial accounts

13.8: Investing and Trading

D

day trading

14.5: Equity Strategies

dealer

13.8: Investing and Trading

debenture

14.7: Bonds and Bond Markets

debit card

7.2: Your Own Money- Cash

debt

2.4: Debt and Equity

deductibles

10.3: Insuring Your Health

default risk

7.4: Other People's Money- Credit

14.7: Bonds and Bond Markets

deferred coupon bonds

14.7: Bonds and Bond Markets

defined benefit plan

11.3: Retirement Planning- Ways to Save

defined contribution

6.5: Taxes and Financial Planning

defined contribution retirement plans

11.3: Retirement Planning- Ways to Save

deflation

1.3: Systemic or "Macro" Factors That Affect Financial Thinking

demand deposit

7.3: Your Own Money- Savings

depression

1.3: Systemic or "Macro" Factors That Affect Financial Thinking

derivatives

13.2: Investment and Markets- A Brief Overview

direct account

7.2: Your Own Money- Cash

Direct Investment

14.5: Equity Strategies

15.3: Real Estate Investments

disability insurance

10.4: Insuring Your Income

discretionary trading

13.8: Investing and Trading

disposable income

3.2: Accounting and Financial Statements

diversification

2.5: Income and Risk

divestment

13.3: Investment Planning

dividend

6.3: The U.S. Federal Income Tax Process

13.2: Investment and Markets- A Brief Overview

dividend distributions

14.11: Mutual Funds

15.2: Mutual Funds

dividend payout rate

14.4: Common Measures of Value

dividend reinvestment

14.5: Equity Strategies

dividend yield

14.4: Common Measures of Value

dividends per share

14.4: Common Measures of Value

down payment

9.3: Identify the Financing

DPS

14.4: Common Measures of Value

due diligence

13.9: Ethics and Regulation

E

early payment

9.4: Purchasing and Owning Your Home

early payment penalty

9.4: Purchasing and Owning Your Home

earnest money

9.4: Purchasing and Owning Your Home

earnings per shares (EPS)

14.4: Common Measures of Value

efficient market theory

12.3: Market Behavior

employment rate

1.3: Systemic or "Macro" Factors That Affect Financial Thinking

endorsements

10.2: Insuring Your Property

equity

2.4: Debt and Equity

escrow

9.4: Purchasing and Owning Your Home

estate

11.4: Estate Planning

estate taxes

6.2: Sources of Taxation and Kinds of Taxes

excise tax

6.2: Sources of Taxation and Kinds of Taxes

executor

11.4: Estate Planning

executor of a will

11.4: Estate Planning

expected return

13.4: Measuring Return and Risk

expense ratio

14.11: Mutual Funds

15.2: Mutual Funds

expenses

2.2: Income and Expenses

extended replacement costs

10.2: Insuring Your Property

F

face value

14.7: Bonds and Bond Markets

Federal Employees Retirement System (FERS)

11.3: Retirement Planning- Ways to Save

financial advisors

1.5: Financial Planning Professionals

financial engineering

13.2: Investment and Markets- A Brief Overview

financial planning process

1.4: The Planning Process

financial ratios

3.3: Comparing and Analyzing Financial Statements

fixed interest rate

13.2: Investment and Markets- A Brief Overview

flexible savings account

10.3: Insuring Your Health

floating interest rate

13.2: Investment and Markets- A Brief Overview

foreclose

9.3: Identify the Financing

formularly

10.3: Insuring Your Health

framing

12.2: Investor Behavior

free cash flow

3.2: Accounting and Financial Statements

5.3: Creating the Comprehensive Budget

fundamental analysis

12.5: Behavioral Finance and Investment Strategies

G

general obligation bond

14.7: Bonds and Bond Markets

go public

14.2: Stocks and Stock Markets

grace period

7.4: Other People's Money- Credit

gross domestic product

1.3: Systemic or "Macro" Factors That Affect Financial Thinking

growth stock

14.3: Stock Value

guaranteed replacement costs

10.2: Insuring Your Property

H

health maintenance organization

10.3: Insuring Your Health

health reimbursement account

10.3: Insuring Your Health

health savings account

10.3: Insuring Your Health

holding period yield

14.8: Bond Value

holographic will

11.4: Estate Planning

home equity line of credit

9.3: Identify the Financing

home equity loan

9.3: Identify the Financing

I

Identity Theft

7.4: Other People's Money- Credit

immunization

14.9: Bond Strategies

income

2.2: Income and Expenses

income statement

3.2: Accounting and Financial Statements

index funds

13.2: Investment and Markets- A Brief Overview

14.11: Mutual Funds

15.2: Mutual Funds

index of leading economic indicators

13.7: Investment Information

indexing

14.5: Equity Strategies

Indirect Investment

15.3: Real Estate Investments

inflation

1.3: Systemic or "Macro" Factors That Affect Financial Thinking

inflation risk

14.8: Bond Value

initial public offering (IPO)

14.2: Stocks and Stock Markets

inside information

13.9: Ethics and Regulation

insider trading

13.9: Ethics and Regulation

installment credit

7.4: Other People's Money- Credit

interest

2.4: Debt and Equity

interest distributions

14.11: Mutual Funds

15.2: Mutual Funds

interest rate risk

7.5: Other People's Money- An Introduction to Debt

14.8: Bond Value

intermediary

7.3: Your Own Money- Savings

internal growth rate

14.4: Common Measures of Value

intestate

11.4: Estate Planning

investment grade bonds

14.7: Bonds and Bond Markets

investment policy statements

13.3: Investment Planning

investor profile

12.2: Investor Behavior

irrevocable living trust

11.4: Estate Planning

issue price

13.2: Investment and Markets- A Brief Overview

J

job accommodation

16.3: Leaving a Job

junk bonds

14.7: Bonds and Bond Markets

K

Keogh Plan

11.3: Retirement Planning- Ways to Save

L

labor market

1.3: Systemic or "Macro" Factors That Affect Financial Thinking

lease

8.3: A Major Purchase- Buying a Car

Lemon laws

8.3: A Major Purchase- Buying a Car

Liens

9.2: Identify the Product and the Market

life cycle investing

13.5: Diversification- Return with Less Risk

life insurance

10.4: Insuring Your Income

life stages

1.2: Individual or "Micro" Factors That Affect Financial Thinking

limit order

13.8: Investing and Trading

limited partnership

15.3: Real Estate Investments

line of credit

5.4: The Cash Budget and Other Specialized Budgets

liquidity

2.2: Income and Expenses

listed property

10.2: Insuring Your Property

living trust

11.4: Estate Planning

living will

11.4: Estate Planning

load fund

14.11: Mutual Funds

15.2: Mutual Funds

long position

13.8: Investing and Trading

loss aversion

12.2: Investor Behavior

M

major medical insurance

10.3: Insuring Your Health

managed care organizations

10.3: Insuring Your Health

manufacturer's suggested retail price

8.3: A Major Purchase- Buying a Car

margin account

13.8: Investing and Trading

margin call

13.8: Investing and Trading

margin requirement

13.8: Investing and Trading

market capitalization

14.2: Stocks and Stock Markets

market order

13.8: Investing and Trading

market timing

12.5: Behavioral Finance and Investment Strategies

13.5: Diversification- Return with Less Risk

matching strategies

14.9: Bond Strategies

maturity

13.2: Investment and Markets- A Brief Overview

mediatd

10.3: Insuring Your Health

medical payment coverage

10.2: Insuring Your Property

medicare

10.3: Insuring Your Health

mental accounting

12.2: Investor Behavior

mobile homes

9.2: Identify the Product and the Market

money market mutual funds

7.3: Your Own Money- Savings

money markets

7.3: Your Own Money- Savings

mortgage amortization

9.3: Identify the Financing

mortgage bond

14.7: Bonds and Bond Markets

mortgage factor

9.3: Identify the Financing

mortgage fund

9.4: Purchasing and Owning Your Home

municipal bonds

14.7: Bonds and Bond Markets

mutual fund

13.2: Investment and Markets- A Brief Overview

N

negative net worth

3.2: Accounting and Financial Statements

negligence

10.2: Insuring Your Property

net asset value (NAV)

14.11: Mutual Funds

15.2: Mutual Funds

net worth

3.2: Accounting and Financial Statements

Networking

16.2: Finding a Job

O

operating budget

5.3: Creating the Comprehensive Budget

operating cash flows

3.2: Accounting and Financial Statements

opportunity costs

2.2: Income and Expenses

options

13.2: Investment and Markets- A Brief Overview

Overconfidence

12.2: Investor Behavior

P

passive management

13.5: Diversification- Return with Less Risk

payday loan

7.4: Other People's Money- Credit

payment cap

9.3: Identify the Financing

Pension Benefit Guaranty Corporation (PBGC)

11.3: Retirement Planning- Ways to Save

pension plan

11.3: Retirement Planning- Ways to Save

points

9.3: Identify the Financing

Ponzi schemes

12.5: Behavioral Finance and Investment Strategies

power of attorney

11.4: Estate Planning

preferred provider organization

10.3: Insuring Your Health

preferred stock

14.2: Stocks and Stock Markets

price discrimination

8.2: Consumer Purchases

primary market

14.2: Stocks and Stock Markets

prime rate

7.5: Other People's Money- An Introduction to Debt

14.7: Bonds and Bond Markets

principal, interest, taxes, and insurance

9.2: Identify the Product and the Market

private equity

14.2: Stocks and Stock Markets

private mortgage insurance

9.3: Identify the Financing

private placement

14.7: Bonds and Bond Markets

probate

11.4: Estate Planning

progressive tax

6.2: Sources of Taxation and Kinds of Taxes

property damage liability

10.2: Insuring Your Property

property transfer tax

9.3: Identify the Financing

prospectus

14.11: Mutual Funds

15.2: Mutual Funds

Prudence

13.9: Ethics and Regulation

purchase and sale agreement

9.4: Purchasing and Owning Your Home

purchasing power

1.3: Systemic or "Macro" Factors That Affect
Financial Thinking

pyramid scheme

12.5: Behavioral Finance and Investment Strategies

Q

quantity discount

8.2: Consumer Purchases

R

Résumé

16.2: Finding a Job

rate cap

9.3: Identify the Financing

rating agencies

14.7: Bonds and Bond Markets

ratio analysis

3.3: Comparing and Analyzing Financial Statements

real estate investment trust (REIT)

15.3: Real Estate Investments

realtor

9.2: Identify the Product and the Market

recession

1.3: Systemic or "Macro" Factors That Affect
Financial Thinking

redeemable

13.2: Investment and Markets- A Brief Overview

refinancing

9.4: Purchasing and Owning Your Home

regressive tax

6.2: Sources of Taxation and Kinds of Taxes

reinvestment risk

14.8: Bond Value

replacement cost

10.2: Insuring Your Property

Representativeness

12.2: Investor Behavior

retained earnings

14.4: Common Measures of Value

retaliation

16.3: Leaving a Job

retention rate

14.4: Common Measures of Value

revenue bond

14.7: Bonds and Bond Markets

reverse mortgage

9.3: Identify the Financing

revocable living trust

11.4: Estate Planning

revolving credit

7.4: Other People's Money- Credit

rider

10.4: Insuring Your Income

risk

2.4: Debt and Equity

risk averse

13.3: Investment Planning

risk tolerance

13.3: Investment Planning

rollover

11.3: Retirement Planning- Ways to Save

Roth IRA

11.3: Retirement Planning- Ways to Save

S

sales tax

6.2: Sources of Taxation and Kinds of Taxes

savings income match plan for employees
(SIMPLE)

11.3: Retirement Planning- Ways to Save

scam

8.2: Consumer Purchases

secondary markets

14.2: Stocks and Stock Markets

security selection

13.5: Diversification- Return with Less Risk

senior debts

14.7: Bonds and Bond Markets

severance

16.3: Leaving a Job

short position

13.8: Investing and Trading

simple will

11.4: Estate Planning

simplified employee pension (SEP)

11.3: Retirement Planning- Ways to Save

social capital

16.2: Finding a Job

social security

11.3: Retirement Planning- Ways to Save

socially responsible investment

13.3: Investment Planning

specialized budgets

5.4: The Cash Budget and Other Specialized Budgets

speculative grade bonds

14.7: Bonds and Bond Markets

spread

14.9: Bond Strategies

standard deviation

13.4: Measuring Return and Risk

STAR Method

16.2: Finding a Job

stated dollar amount will

11.4: Estate Planning

statutory will

11.4: Estate Planning

stock exchange

13.2: Investment and Markets- A Brief Overview

Stocks

13.2: Investment and Markets- A Brief Overview

strict liability

10.2: Insuring Your Property

subordinated debt

14.7: Bonds and Bond Markets

sunk cost

2.2: Income and Expenses

sustainable growth

14.4: Common Measures of Value

syndicate

15.3: Real Estate Investments

T

tax avoidance

6.4: Record Keeping, Preparation, and Filing

tax brackets

6.2: Sources of Taxation and Kinds of Taxes

tax budget

5.4: The Cash Budget and Other Specialized Budgets

tax evasion

6.4: Record Keeping, Preparation, and Filing

technical analysis

12.5: Behavioral Finance and Investment Strategies

term insurance

10.4: Insuring Your Income

term structure of interest rates

14.8: Bond Value

termination

16.3: Leaving a Job

testamentary trust

11.4: Estate Planning

time deposits

7.3: Your Own Money- Savings

title insurance

9.3: Identify the Financing

title search

9.3: Identify the Financing

Traditional IRA

11.3: Retirement Planning- Ways to Save

traditional marital share will

11.4: Estate Planning

Treasury bills

14.7: Bonds and Bond Markets

treasury bonds

14.7: Bonds and Bond Markets

Treasury note

14.7: Bonds and Bond Markets

trust

6.3: The U.S. Federal Income Tax Process

11.4: Estate Planning

turnover ratio

14.11: Mutual Funds

15.2: Mutual Funds

U

umbrella policy

[10.2: Insuring Your Property](#)

unemployment rate

[1.3: Systemic or "Macro" Factors That Affect Financial Thinking](#)

uninsured motorist protection

[10.2: Insuring Your Property](#)

universal life

[10.4: Insuring Your Income](#)

V

value stock

[14.3: Stock Value](#)

variable life

[10.4: Insuring Your Income](#)

venture capital

[14.2: Stocks and Stock Markets](#)

vesting

[11.3: Retirement Planning- Ways to Save](#)

vicarious liability

[10.2: Insuring Your Property](#)

W

warranty

[8.3: A Major Purchase- Buying a Car](#)

Whistleblowers

[16.3: Leaving a Job](#)

whole life

[10.4: Insuring Your Income](#)

wills

[11.4: Estate Planning](#)

wrongful discharge

[16.3: Leaving a Job](#)

Y

yield curve

[14.8: Bond Value](#)

yield to maturity (YTM)

[14.8: Bond Value](#)

Detailed Licensing

Overview

Title: BUS 320: Concepts in Personal Finance (Buch)

Webpages: 162

Applicable Restrictions: Noncommercial

All licenses found:

- [CC BY-NC-SA 3.0](#): 56.2% (91 pages)
- [Public Domain](#): 23.5% (38 pages)
- [Undeclared](#): 18.5% (30 pages)
- [CC BY-NC-SA 4.0](#): 1.9% (3 pages)

By Page

- [BUS 320: Concepts in Personal Finance \(Buch\)](#) - *Undeclared*
 - [Front Matter](#) - *Undeclared*
 - [TitlePage](#) - *Undeclared*
 - [InfoPage](#) - *Undeclared*
 - [Table of Contents](#) - *Undeclared*
 - [Licensing](#) - *Undeclared*
 - [1: Personal Financial Planning](#) - *CC BY-NC-SA 3.0*
 - [1.1: Introduction](#) - *CC BY-NC-SA 3.0*
 - [1.2: Individual or "Micro" Factors That Affect Financial Thinking](#) - *CC BY-NC-SA 3.0*
 - [1.3: Systemic or "Macro" Factors That Affect Financial Thinking](#) - *CC BY-NC-SA 3.0*
 - [1.4: The Planning Process](#) - *CC BY-NC-SA 3.0*
 - [1.5: Financial Planning Professionals](#) - *CC BY-NC-SA 3.0*
 - [2: Basic Ideas of Finance](#) - *CC BY-NC-SA 3.0*
 - [2.1: Introduction](#) - *CC BY-NC-SA 3.0*
 - [2.2: Income and Expenses](#) - *CC BY-NC-SA 3.0*
 - [2.3: Assets](#) - *CC BY-NC-SA 3.0*
 - [2.4: Debt and Equity](#) - *CC BY-NC-SA 3.0*
 - [2.5: Income and Risk](#) - *CC BY-NC-SA 3.0*
 - [3: Financial Statements](#) - *CC BY-NC-SA 3.0*
 - [3.1: Introduction](#) - *CC BY-NC-SA 3.0*
 - [3.2: Accounting and Financial Statements](#) - *CC BY-NC-SA 3.0*
 - [3.3: Comparing and Analyzing Financial Statements](#) - *CC BY-NC-SA 3.0*
 - [3.4: Accounting Software-An Overview](#) - *CC BY-NC-SA 3.0*
 - [4: Your Own Situation](#) - *Undeclared*
 - [4.1: What is Money](#) - *CC BY-NC-SA 4.0*
 - [4.2: Analyzing Your Current Financial Situation](#) - *CC BY-NC-SA 4.0*
 - [4.3: Video- TED Wendy De La Rosa 10 Steps To Boost Your Financial Health](#) - *Undeclared*
 - [5: Financial Plans- Budgets](#) - *CC BY-NC-SA 3.0*
 - [5.1: Introduction to Budgets](#) - *CC BY-NC-SA 3.0*
 - [5.2: The Budget Process](#) - *CC BY-NC-SA 3.0*
 - [5.3: Creating the Comprehensive Budget](#) - *CC BY-NC-SA 3.0*
 - [5.4: The Cash Budget and Other Specialized Budgets](#) - *CC BY-NC-SA 3.0*
 - [5.5: Budget Variances](#) - *CC BY-NC-SA 3.0*
 - [5.6: Budgets, Financial Statements and Financial Decisions](#) - *CC BY-NC-SA 3.0*
 - [5.7: Alternate Perspective](#) - *Undeclared*
 - [5.7.1: Personal Budgeting](#) - *Public Domain*
 - [5.7.1.1: Making a Budget](#) - *Public Domain*
 - [5.7.1.2: Creating Your Budget](#) - *Public Domain*
 - [5.7.1.3: Understanding College Costs](#) - *Public Domain*
 - [5.7.1.4: Saving and Investing](#) - *Public Domain*
 - [5.7.2: Budgets and Saving](#) - *CC BY-NC-SA 4.0*
 - [5.7.3: Video- Can't Stick to a Budget? Try these tweaks Instead](#) - *Undeclared*
 - [6: Taxes and Tax Planning](#) - *CC BY-NC-SA 3.0*
 - [6.1: Introduction](#) - *CC BY-NC-SA 3.0*
 - [6.2: Sources of Taxation and Kinds of Taxes](#) - *CC BY-NC-SA 3.0*
 - [6.3: The U.S. Federal Income Tax Process](#) - *CC BY-NC-SA 3.0*
 - [6.4: Record Keeping, Preparation, and Filing](#) - *CC BY-NC-SA 3.0*
 - [6.5: Taxes and Financial Planning](#) - *CC BY-NC-SA 3.0*
 - [7: Financial Management](#) - *CC BY-NC-SA 3.0*
 - [7.1: Introduction](#) - *CC BY-NC-SA 3.0*

- 7.2: Your Own Money- Cash - *CC BY-NC-SA 3.0*
- 7.3: Your Own Money- Savings - *CC BY-NC-SA 3.0*
- 7.4: Other People's Money- Credit - *CC BY-NC-SA 3.0*
- 7.5: Other People's Money- An Introduction to Debt - *CC BY-NC-SA 3.0*
- 7.6: Alternate Perspectives - *Undeclared*
 - 7.6.1: Credit Reports - *Public Domain*
 - 7.6.1.1: Free Credit Reports - *Public Domain*
 - 7.6.1.2: Building a Better Credit Report - *Public Domain*
 - 7.6.2: Taxes - *Public Domain*
 - 7.6.2.1: After You've Filed Your Federal Taxes - *Public Domain*
 - 7.6.2.2: Business Tax Information - *Public Domain*
 - 7.6.2.3: Filing Your Federal Taxes - *Public Domain*
 - 7.6.2.4: Frequently Requested Tax Benefits - *Public Domain*
 - 7.6.2.5: Get Help with Your Taxes - *Public Domain*
 - 7.6.3: Credit Cards Auto Loans and Other Personal Debt - *Undeclared*
 - 7.6.4: Banks and Financial Institutions - *Undeclared*
- 8: Consumer Strategies - *CC BY-NC-SA 3.0*
 - 8.1: Introduction - *CC BY-NC-SA 3.0*
 - 8.2: Consumer Purchases - *CC BY-NC-SA 3.0*
 - 8.3: A Major Purchase- Buying a Car - *CC BY-NC-SA 3.0*
- 9: Buying a Home - *CC BY-NC-SA 3.0*
 - 9.1: Introduction - *CC BY-NC-SA 3.0*
 - 9.2: Identify the Product and the Market - *CC BY-NC-SA 3.0*
 - 9.3: Identify the Financing - *CC BY-NC-SA 3.0*
 - 9.4: Purchasing and Owning Your Home - *CC BY-NC-SA 3.0*
 - 9.5: Alternate Perspectives - *Undeclared*
 - 9.5.1: Buying a Home - *Undeclared*
 - 9.5.2: Housing - *Public Domain*
 - 9.5.2.1: Buying a Home - *Public Domain*
 - 9.5.2.2: Mortgages - *Public Domain*
 - 9.5.2.3: Housing-Related Complaints - *Public Domain*
 - 9.5.3: Vehicles - *Public Domain*
 - 9.5.3.1: Buying a Car - *Public Domain*
 - 9.5.3.2: Buying a New Car - *Public Domain*
- 10: Personal Risk Management- Insurance - *CC BY-NC-SA 3.0*
- 10.1: Introduction - *CC BY-NC-SA 3.0*
- 10.2: Insuring Your Property - *CC BY-NC-SA 3.0*
- 10.3: Insuring Your Health - *CC BY-NC-SA 3.0*
- 10.4: Insuring Your Income - *CC BY-NC-SA 3.0*
- 10.5: Alternate Perspectives - *Undeclared*
 - 10.5.1: Insurance- What do you need? - *Undeclared*
- 11: Personal Risk Management- Retirement and Estate Planning - *CC BY-NC-SA 3.0*
 - 11.1: Introduction - *CC BY-NC-SA 3.0*
 - 11.2: Retirement Planning- Projecting Needs - *CC BY-NC-SA 3.0*
 - 11.3: Retirement Planning- Ways to Save - *CC BY-NC-SA 3.0*
 - 11.4: Estate Planning - *CC BY-NC-SA 3.0*
 - 11.5: Alternate Perspectives - *Undeclared*
 - 11.5.1: Insurance - *Public Domain*
 - 11.5.1.1: Understanding Your Health Coverage - *Public Domain*
 - 11.5.1.2: Buying Insurance - *Public Domain*
 - 11.5.1.3: Personal Insurance - *Public Domain*
 - 11.5.1.4: Property Insurance - *Public Domain*
 - 11.5.2: Retirement - *Public Domain*
 - 11.5.2.1: Retirement - *Public Domain*
 - 11.5.2.2: Types of Retirement Plans - *Public Domain*
 - 11.5.3: Estate Planning - *Public Domain*
 - 11.5.3.1: Getting Your Affairs in Order - *Public Domain*
 - 11.5.3.2: Estate and Gift Taxes - *Public Domain*
 - 11.5.3.3: Planning Your Own Funeral - *Public Domain*
 - 11.5.3.4: Saving and Investing - *Public Domain*
 - 11.5.4: Saving for Retirement - *Undeclared*
- 12: Behavioral Finance and Market Behavior - *CC BY-NC-SA 3.0*
 - 12.1: Introduction - *CC BY-NC-SA 3.0*
 - 12.2: Investor Behavior - *CC BY-NC-SA 3.0*
 - 12.3: Market Behavior - *CC BY-NC-SA 3.0*
 - 12.4: Extreme Market Behavior - *CC BY-NC-SA 3.0*
 - 12.5: Behavioral Finance and Investment Strategies - *CC BY-NC-SA 3.0*
- 13: Introduction to Investing - *CC BY-NC-SA 3.0*
 - 13.1: Introduction - *CC BY-NC-SA 3.0*
 - 13.2: Investment and Markets- A Brief Overview - *CC BY-NC-SA 3.0*
 - 13.3: Investment Planning - *CC BY-NC-SA 3.0*
 - 13.4: Measuring Return and Risk - *CC BY-NC-SA 3.0*

- 13.5: Diversification- Return with Less Risk - *CC BY-NC-SA 3.0*
- 13.6: Introduction- Investment Strategy - *CC BY-NC-SA 3.0*
- 13.7: Investment Information - *CC BY-NC-SA 3.0*
- 13.8: Investing and Trading - *CC BY-NC-SA 3.0*
- 13.9: Ethics and Regulation - *CC BY-NC-SA 3.0*
- 13.10: Investing Internationally- Risks and Regulations - *CC BY-NC-SA 3.0*
- 14: Investment Options and Opportunities - *CC BY-NC-SA 3.0*
 - 14.1: Stocks Overview (Introduction) - *CC BY-NC-SA 3.0*
 - 14.2: Stocks and Stock Markets - *CC BY-NC-SA 3.0*
 - 14.3: Stock Value - *CC BY-NC-SA 3.0*
 - 14.4: Common Measures of Value - *CC BY-NC-SA 3.0*
 - 14.5: Equity Strategies - *CC BY-NC-SA 3.0*
 - 14.6: Bonds Overview (Introduction) - *CC BY-NC-SA 3.0*
 - 14.7: Bonds and Bond Markets - *CC BY-NC-SA 3.0*
 - 14.8: Bond Value - *CC BY-NC-SA 3.0*
 - 14.9: Bond Strategies - *CC BY-NC-SA 3.0*
 - 14.10: Mutual Funds, Real Estate, Collectibles Overview (Introduction) - *CC BY-NC-SA 3.0*
 - 14.11: Mutual Funds - *CC BY-NC-SA 3.0*
 - 14.12: Alternate Perspectives - *Undeclared*
 - 14.12.1: Bonds - *Public Domain*
 - 14.12.2: Saving and Investing - *Public Domain*
 - 14.12.3: Stocks - *Public Domain*
 - 14.12.4: Mutual Funds - *Public Domain*
 - 14.12.5: Video- How does the stock market work - *Undeclared*
- 15: Other Investment Options - *Undeclared*
 - 15.1: Mutual Funds, Real Estate, Collectibles Overview (Introduction) - *CC BY-NC-SA 3.0*
 - 15.2: Mutual Funds - *CC BY-NC-SA 3.0*
 - 15.3: Real Estate Investments - *CC BY-NC-SA 3.0*
 - 15.4: Commodities and Collectibles - *CC BY-NC-SA 3.0*
 - 15.5: Alternate Perspectives - *Undeclared*
 - 15.5.1: Investing in Mutual Funds - *Undeclared*
- 16: Career Planning - *Undeclared*
 - 16.1: Choosing a Job - *CC BY-NC-SA 3.0*
 - 16.2: Finding a Job - *CC BY-NC-SA 3.0*
 - 16.3: Leaving a Job - *CC BY-NC-SA 3.0*
- Back Matter - *Undeclared*
 - Index - *Undeclared*
 - Glossary - *Undeclared*
 - Detailed Licensing - *Undeclared*
 - Detailed Licensing - *Undeclared*

Detailed Licensing

Overview

Title: BUS 320: Concepts in Personal Finance (Buch)

Webpages: 162

Applicable Restrictions: Noncommercial

All licenses found:

- [CC BY-NC-SA 3.0](#): 56.2% (91 pages)
- [Public Domain](#): 23.5% (38 pages)
- [Undeclared](#): 18.5% (30 pages)
- [CC BY-NC-SA 4.0](#): 1.9% (3 pages)

By Page

- [BUS 320: Concepts in Personal Finance \(Buch\)](#) - *Undeclared*
 - [Front Matter](#) - *Undeclared*
 - [TitlePage](#) - *Undeclared*
 - [InfoPage](#) - *Undeclared*
 - [Table of Contents](#) - *Undeclared*
 - [Licensing](#) - *Undeclared*
 - [1: Personal Financial Planning](#) - *CC BY-NC-SA 3.0*
 - [1.1: Introduction](#) - *CC BY-NC-SA 3.0*
 - [1.2: Individual or "Micro" Factors That Affect Financial Thinking](#) - *CC BY-NC-SA 3.0*
 - [1.3: Systemic or "Macro" Factors That Affect Financial Thinking](#) - *CC BY-NC-SA 3.0*
 - [1.4: The Planning Process](#) - *CC BY-NC-SA 3.0*
 - [1.5: Financial Planning Professionals](#) - *CC BY-NC-SA 3.0*
 - [2: Basic Ideas of Finance](#) - *CC BY-NC-SA 3.0*
 - [2.1: Introduction](#) - *CC BY-NC-SA 3.0*
 - [2.2: Income and Expenses](#) - *CC BY-NC-SA 3.0*
 - [2.3: Assets](#) - *CC BY-NC-SA 3.0*
 - [2.4: Debt and Equity](#) - *CC BY-NC-SA 3.0*
 - [2.5: Income and Risk](#) - *CC BY-NC-SA 3.0*
 - [3: Financial Statements](#) - *CC BY-NC-SA 3.0*
 - [3.1: Introduction](#) - *CC BY-NC-SA 3.0*
 - [3.2: Accounting and Financial Statements](#) - *CC BY-NC-SA 3.0*
 - [3.3: Comparing and Analyzing Financial Statements](#) - *CC BY-NC-SA 3.0*
 - [3.4: Accounting Software-An Overview](#) - *CC BY-NC-SA 3.0*
 - [4: Your Own Situation](#) - *Undeclared*
 - [4.1: What is Money](#) - *CC BY-NC-SA 4.0*
 - [4.2: Analyzing Your Current Financial Situation](#) - *CC BY-NC-SA 4.0*
 - [4.3: Video- TED Wendy De La Rosa 10 Steps To Boost Your Financial Health](#) - *Undeclared*
 - [5: Financial Plans- Budgets](#) - *CC BY-NC-SA 3.0*
 - [5.1: Introduction to Budgets](#) - *CC BY-NC-SA 3.0*
 - [5.2: The Budget Process](#) - *CC BY-NC-SA 3.0*
 - [5.3: Creating the Comprehensive Budget](#) - *CC BY-NC-SA 3.0*
 - [5.4: The Cash Budget and Other Specialized Budgets](#) - *CC BY-NC-SA 3.0*
 - [5.5: Budget Variances](#) - *CC BY-NC-SA 3.0*
 - [5.6: Budgets, Financial Statements and Financial Decisions](#) - *CC BY-NC-SA 3.0*
 - [5.7: Alternate Perspective](#) - *Undeclared*
 - [5.7.1: Personal Budgeting](#) - *Public Domain*
 - [5.7.1.1: Making a Budget](#) - *Public Domain*
 - [5.7.1.2: Creating Your Budget](#) - *Public Domain*
 - [5.7.1.3: Understanding College Costs](#) - *Public Domain*
 - [5.7.1.4: Saving and Investing](#) - *Public Domain*
 - [5.7.2: Budgets and Saving](#) - *CC BY-NC-SA 4.0*
 - [5.7.3: Video- Can't Stick to a Budget? Try these tweaks Instead](#) - *Undeclared*
 - [6: Taxes and Tax Planning](#) - *CC BY-NC-SA 3.0*
 - [6.1: Introduction](#) - *CC BY-NC-SA 3.0*
 - [6.2: Sources of Taxation and Kinds of Taxes](#) - *CC BY-NC-SA 3.0*
 - [6.3: The U.S. Federal Income Tax Process](#) - *CC BY-NC-SA 3.0*
 - [6.4: Record Keeping, Preparation, and Filing](#) - *CC BY-NC-SA 3.0*
 - [6.5: Taxes and Financial Planning](#) - *CC BY-NC-SA 3.0*
 - [7: Financial Management](#) - *CC BY-NC-SA 3.0*
 - [7.1: Introduction](#) - *CC BY-NC-SA 3.0*

- 7.2: Your Own Money- Cash - *CC BY-NC-SA 3.0*
- 7.3: Your Own Money- Savings - *CC BY-NC-SA 3.0*
- 7.4: Other People's Money- Credit - *CC BY-NC-SA 3.0*
- 7.5: Other People's Money- An Introduction to Debt - *CC BY-NC-SA 3.0*
- 7.6: Alternate Perspectives - *Undeclared*
 - 7.6.1: Credit Reports - *Public Domain*
 - 7.6.1.1: Free Credit Reports - *Public Domain*
 - 7.6.1.2: Building a Better Credit Report - *Public Domain*
 - 7.6.2: Taxes - *Public Domain*
 - 7.6.2.1: After You've Filed Your Federal Taxes - *Public Domain*
 - 7.6.2.2: Business Tax Information - *Public Domain*
 - 7.6.2.3: Filing Your Federal Taxes - *Public Domain*
 - 7.6.2.4: Frequently Requested Tax Benefits - *Public Domain*
 - 7.6.2.5: Get Help with Your Taxes - *Public Domain*
 - 7.6.3: Credit Cards Auto Loans and Other Personal Debt - *Undeclared*
 - 7.6.4: Banks and Financial Institutions - *Undeclared*
- 8: Consumer Strategies - *CC BY-NC-SA 3.0*
 - 8.1: Introduction - *CC BY-NC-SA 3.0*
 - 8.2: Consumer Purchases - *CC BY-NC-SA 3.0*
 - 8.3: A Major Purchase- Buying a Car - *CC BY-NC-SA 3.0*
- 9: Buying a Home - *CC BY-NC-SA 3.0*
 - 9.1: Introduction - *CC BY-NC-SA 3.0*
 - 9.2: Identify the Product and the Market - *CC BY-NC-SA 3.0*
 - 9.3: Identify the Financing - *CC BY-NC-SA 3.0*
 - 9.4: Purchasing and Owning Your Home - *CC BY-NC-SA 3.0*
 - 9.5: Alternate Perspectives - *Undeclared*
 - 9.5.1: Buying a Home - *Undeclared*
 - 9.5.2: Housing - *Public Domain*
 - 9.5.2.1: Buying a Home - *Public Domain*
 - 9.5.2.2: Mortgages - *Public Domain*
 - 9.5.2.3: Housing-Related Complaints - *Public Domain*
 - 9.5.3: Vehicles - *Public Domain*
 - 9.5.3.1: Buying a Car - *Public Domain*
 - 9.5.3.2: Buying a New Car - *Public Domain*
- 10: Personal Risk Management- Insurance - *CC BY-NC-SA 3.0*
- 10.1: Introduction - *CC BY-NC-SA 3.0*
- 10.2: Insuring Your Property - *CC BY-NC-SA 3.0*
- 10.3: Insuring Your Health - *CC BY-NC-SA 3.0*
- 10.4: Insuring Your Income - *CC BY-NC-SA 3.0*
- 10.5: Alternate Perspectives - *Undeclared*
 - 10.5.1: Insurance- What do you need? - *Undeclared*
- 11: Personal Risk Management- Retirement and Estate Planning - *CC BY-NC-SA 3.0*
 - 11.1: Introduction - *CC BY-NC-SA 3.0*
 - 11.2: Retirement Planning- Projecting Needs - *CC BY-NC-SA 3.0*
 - 11.3: Retirement Planning- Ways to Save - *CC BY-NC-SA 3.0*
 - 11.4: Estate Planning - *CC BY-NC-SA 3.0*
 - 11.5: Alternate Perspectives - *Undeclared*
 - 11.5.1: Insurance - *Public Domain*
 - 11.5.1.1: Understanding Your Health Coverage - *Public Domain*
 - 11.5.1.2: Buying Insurance - *Public Domain*
 - 11.5.1.3: Personal Insurance - *Public Domain*
 - 11.5.1.4: Property Insurance - *Public Domain*
 - 11.5.2: Retirement - *Public Domain*
 - 11.5.2.1: Retirement - *Public Domain*
 - 11.5.2.2: Types of Retirement Plans - *Public Domain*
 - 11.5.3: Estate Planning - *Public Domain*
 - 11.5.3.1: Getting Your Affairs in Order - *Public Domain*
 - 11.5.3.2: Estate and Gift Taxes - *Public Domain*
 - 11.5.3.3: Planning Your Own Funeral - *Public Domain*
 - 11.5.3.4: Saving and Investing - *Public Domain*
 - 11.5.4: Saving for Retirement - *Undeclared*
- 12: Behavioral Finance and Market Behavior - *CC BY-NC-SA 3.0*
 - 12.1: Introduction - *CC BY-NC-SA 3.0*
 - 12.2: Investor Behavior - *CC BY-NC-SA 3.0*
 - 12.3: Market Behavior - *CC BY-NC-SA 3.0*
 - 12.4: Extreme Market Behavior - *CC BY-NC-SA 3.0*
 - 12.5: Behavioral Finance and Investment Strategies - *CC BY-NC-SA 3.0*
- 13: Introduction to Investing - *CC BY-NC-SA 3.0*
 - 13.1: Introduction - *CC BY-NC-SA 3.0*
 - 13.2: Investment and Markets- A Brief Overview - *CC BY-NC-SA 3.0*
 - 13.3: Investment Planning - *CC BY-NC-SA 3.0*
 - 13.4: Measuring Return and Risk - *CC BY-NC-SA 3.0*

- 13.5: Diversification- Return with Less Risk - *CC BY-NC-SA 3.0*
- 13.6: Introduction- Investment Strategy - *CC BY-NC-SA 3.0*
- 13.7: Investment Information - *CC BY-NC-SA 3.0*
- 13.8: Investing and Trading - *CC BY-NC-SA 3.0*
- 13.9: Ethics and Regulation - *CC BY-NC-SA 3.0*
- 13.10: Investing Internationally- Risks and Regulations - *CC BY-NC-SA 3.0*
- 14: Investment Options and Opportunities - *CC BY-NC-SA 3.0*
 - 14.1: Stocks Overview (Introduction) - *CC BY-NC-SA 3.0*
 - 14.2: Stocks and Stock Markets - *CC BY-NC-SA 3.0*
 - 14.3: Stock Value - *CC BY-NC-SA 3.0*
 - 14.4: Common Measures of Value - *CC BY-NC-SA 3.0*
 - 14.5: Equity Strategies - *CC BY-NC-SA 3.0*
 - 14.6: Bonds Overview (Introduction) - *CC BY-NC-SA 3.0*
 - 14.7: Bonds and Bond Markets - *CC BY-NC-SA 3.0*
 - 14.8: Bond Value - *CC BY-NC-SA 3.0*
 - 14.9: Bond Strategies - *CC BY-NC-SA 3.0*
 - 14.10: Mutual Funds, Real Estate, Collectibles Overview (Introduction) - *CC BY-NC-SA 3.0*
 - 14.11: Mutual Funds - *CC BY-NC-SA 3.0*
 - 14.12: Alternate Perspectives - *Undeclared*
 - 14.12.1: Bonds - *Public Domain*
 - 14.12.2: Saving and Investing - *Public Domain*
 - 14.12.3: Stocks - *Public Domain*
 - 14.12.4: Mutual Funds - *Public Domain*
 - 14.12.5: Video- How does the stock market work - *Undeclared*
- 15: Other Investment Options - *Undeclared*
 - 15.1: Mutual Funds, Real Estate, Collectibles Overview (Introduction) - *CC BY-NC-SA 3.0*
 - 15.2: Mutual Funds - *CC BY-NC-SA 3.0*
 - 15.3: Real Estate Investments - *CC BY-NC-SA 3.0*
 - 15.4: Commodities and Collectibles - *CC BY-NC-SA 3.0*
 - 15.5: Alternate Perspectives - *Undeclared*
 - 15.5.1: Investing in Mutual Funds - *Undeclared*
- 16: Career Planning - *Undeclared*
 - 16.1: Choosing a Job - *CC BY-NC-SA 3.0*
 - 16.2: Finding a Job - *CC BY-NC-SA 3.0*
 - 16.3: Leaving a Job - *CC BY-NC-SA 3.0*
- Back Matter - *Undeclared*
 - Index - *Undeclared*
 - Glossary - *Undeclared*
 - Detailed Licensing - *Undeclared*
 - Detailed Licensing - *Undeclared*