

Beginning Chemistry

Theodore Chan
Fullerton College

This text is disseminated via the Open Education Resource (OER) LibreTexts Project (<https://LibreTexts.org>) and like the hundreds of other texts available within this powerful platform, it is freely available for reading, printing and "consuming." Most, but not all, pages in the library have licenses that may allow individuals to make changes, save, and print this book. Carefully consult the applicable license(s) before pursuing such effects.

Instructors can adopt existing LibreTexts texts or Remix them to quickly build course-specific resources to meet the needs of their students. Unlike traditional textbooks, LibreTexts' web based origins allow powerful integration of advanced features and new technologies to support learning.



The LibreTexts mission is to unite students, faculty and scholars in a cooperative effort to develop an easy-to-use online platform for the construction, customization, and dissemination of OER content to reduce the burdens of unreasonable textbook costs to our students and society. The LibreTexts project is a multi-institutional collaborative venture to develop the next generation of open-access texts to improve postsecondary education at all levels of higher learning by developing an Open Access Resource environment. The project currently consists of 14 independently operating and interconnected libraries that are constantly being optimized by students, faculty, and outside experts to supplant conventional paper-based books. These free textbook alternatives are organized within a central environment that is both vertically (from advance to basic level) and horizontally (across different fields) integrated.

The LibreTexts libraries are Powered by [NICE CXOne](#) and are supported by the Department of Education Open Textbook Pilot Project, the UC Davis Office of the Provost, the UC Davis Library, the California State University Affordable Learning Solutions Program, and Merlot. This material is based upon work supported by the National Science Foundation under Grant No. 1246120, 1525057, and 1413739.

Any opinions, findings, and conclusions or recommendations expressed in this material are those of the author(s) and do not necessarily reflect the views of the National Science Foundation nor the US Department of Education.

Have questions or comments? For information about adoptions or adaptations contact info@LibreTexts.org. More information on our activities can be found via Facebook (<https://facebook.com/Libretexts>), Twitter (<https://twitter.com/libretexts>), or our blog (<http://Blog.Libretexts.org>).

This text was compiled on 02/17/2025

TABLE OF CONTENTS

Licensing

1: What Is Chemistry?

- 1.1: Prelude to Chemistry
- 1.2: Basic Definitions
- 1.3: Chemistry as a Science
- 1.E: What Is Chemistry? (Exercises)

2: Measurements

- 2.1: Prelude to Measurements
- 2.2: Expressing Numbers
- 2.3: Expressing Units
- 2.4: Significant Figures
- 2.5: Converting Units
- 2.6: Other Units - Temperature and Density
- 2.E: Measurements (Exercises)

3: Atoms

- 3.1: Prelude to Atoms
- 3.2: Atomic Theory
- 3.3: Masses of Atoms and Molecules
- 3.4: Periodic Law
 - 3.4.1: Modern Periodic Table- Periods and Groups
- 3.5: Metals
- 3.6: Nonmetals
- 3.7: Metalloids
- 3.E: Atoms (Exercises)

4: Electronic Structure

- 4.1: Prelude to Electronic Structure
- 4.2: Light
- 4.3: Atomic Emission Spectra
- 4.4: Bohr's Atomic Model
- 4.5: Quantum Mechanics
- 4.6: Quantum Mechanical Atomic Model
- 4.7: Energy Level
- 4.8: Orbitals
- 4.9: Aufbau Principle
- 4.10: Pauli Exclusion Principle
- 4.11: Hund's Rule and Orbital Filling Diagrams
- 4.12: Electron Configurations
- 4.13: Valence Electrons
- 4.14: Noble Gas Configuration
- 4.15: Periodic Trends- Atomic Radius
- 4.16: Periodic Trends - Ionization Energy
- 4.17: Electron Shielding

- 4.18: Periodic Trends - Electron Affinity
- 4.19: Periodic Trends - Metallic and Nonmetallic Character
- 4.E: Electronic Structure (Exercises)

5: Chemical Bonds

- 5.1: Prelude to Chemical Bonds
- 5.2: Lewis Electron Dot Diagrams
- 5.3: Ions and Ionic Compounds
- 5.4: Electron Transfer - Ionic Bonds
- 5.5: Periodic Trends- Electronegativity
- 5.6: Covalent Bonds
- 5.7: Molecules and Chemical Nomenclature
- 5.8: Other Aspects of Covalent Bonds
- 5.9: Violations of the Octet Rule
- 5.10: Molecular Shapes
- 5.11: Acids
- 5.E: Chemical Bonds (Exercises)

6: Chemical Reactions and Equations

- 6.1: Prelude to Chemical Reactions
- 6.2: The Chemical Equation
- 6.3: Types of Chemical Reactions - Single and Double Replacement Reactions
- 6.4: Composition, Decomposition, and Combustion Reactions
- 6.E: Chemical Reactions and Equations (Exercises)

7: Stoichiometry and the Mole

- 7.1: Introduction
- 7.2: Stoichiometry
- 7.3: The Mole
- 7.4: The Mole in Chemical Reactions
- 7.5: Mole-Mass and Mass-Mass Calculations
- 7.6: Yields
- 7.7: Limiting Reagents
- 7.E: Stoichiometry and the Mole (Exercises)

8: Gases

- 8.1: Prelude to Gases
- 8.2: Kinetic Theory of Gases
- 8.3: Pressure
- 8.4: Gas Laws
- 8.5: Other Gas Laws
- 8.6: The Ideal Gas Law and Some Applications
- 8.7: Gas Mixtures
- 8.E: Gases (Exercises)

9: Energy and Chemistry

- 9.1: Introduction
- 9.2: Energy
- 9.3: Work and Heat
- 9.4: Enthalpy and Chemical Reactions

- 9.5: Stoichiometry Calculations Using Enthalpy
- 9.6: Hess's Law
- 9.7: Formation Reactions
- 9.E: Energy and Chemistry (Exercises)

10: Solids and Liquids

- 10.1: Prelude to Solids and Liquids
- 10.2: Intermolecular Forces
- 10.3: Phase Transitions - Melting, Boiling, and Subliming
- 10.4: Properties of Liquids
- 10.5: Solids
- 10.E: Solids and Liquids (Exercises)

11: Solutions

- 11.1: Prelude to Solutions
- 11.2: Definitions
- 11.3: Ionic Equations - A Closer Look
- 11.4: Quantitative Units of Concentration
- 11.5: Dilutions and Concentrations
- 11.6: Concentrations as Conversion Factors
- 11.7: Colligative Properties of Solutions
- 11.8: Colligative Properties of Ionic Solutes
- 11.E: Solutions (Exercises)

12: Kinetics

- 12.1: Chemical Reaction Rate
- 12.2: Collision Theory
- 12.3: Activation Energy
- 12.4: Potential Energy Diagrams
- 12.5: Activated Complex
- 12.6: Factors Affecting Reaction Rate
- 12.7: Catalysts
- 12.8: Rate Law and Specific Rate Constant
- 12.9: Order of Reaction
- 12.10: Determining the Rate Law from Experimental Data
- 12.11: Reaction Mechanisms and the Elementary Step
- 12.12: Reaction Intermediate
- 12.13: Molecularity
- 12.14: Rate-Determining Step
- 12.15: Mechanisms and Potential Energy Diagrams

13: Chemical Equilibrium

- 13.1: Prelude to Chemical Equilibrium
- 13.2: Chemical Equilibrium
- 13.3: The Equilibrium Constant
- 13.4: Shifting Equilibria - Le Chatelier's Principle
- 13.5: Calculating Equilibrium Constant Values
- 13.6: Some Special Types of Equilibria
- 13.7: End-of-Chapter Material

14: Acids and Bases

- 14.1: Introduction
- 14.2: Arrhenius Acids and Bases
- 14.3: Brønsted-Lowry Acids and Bases
- 14.4: Neutralization Reactions
- 14.5: Acid-Base Titrations
- 14.6: Strong and Weak Acids and Bases and their Salts
- 14.7: Autoionization of Water
- 14.8: The pH Scale
- 14.9: Buffers
- 14.E: Acids and Bases (Exercises)

15: Oxidation and Reduction

- 15.1: Introduction to Oxidation and Reduction
- 15.2: Oxidation-Reduction Reactions
- 15.3: Balancing Redox Reactions
- 15.4: Applications of Redox Reactions - Voltaic Cells
- 15.5: Electrolysis
- 15.E: Oxidation-Reduction Reaction (Exercises)

16: Nuclear Chemistry

- 16.1: Prelude to Nuclear Chemistry
- 16.2: Radioactivity
- 16.3: Half-Life
- 16.4: Units of Radioactivity
- 16.5: Uses of Radioactive Isotopes
- 16.6: Nuclear Energy
- 16.E: Nuclear Chemistry (Exercises)

17: Organic Chemistry

- 17.1: Prelude to Organic Chemistry
- 17.2: Hydrocarbons
- 17.3: Branched Hydrocarbons
- 17.4: Alkyl Halides and Alcohols
- 17.5: Other Oxygen-Containing Functional Groups
- 17.6: Other Functional Groups
- 17.7: Polymers
- 17.E: Organic Chemistry (Exercises)

18: Biochemistry

- 18.1: Monosaccharides
- 18.2: Disaccharides
- 18.3: Polysaccharides
- 18.4: Amino Acids
- 18.5: Peptides
- 18.6: Proteins
- 18.7: Enzymes
- 18.8: Triglycerides
- 18.9: Phospholipids
- 18.10: Waxes

- [18.11: Nucleic Acids](#)
- [18.12: DNA and RNA](#)
- [18.13: Genetic Code](#)
- [18.14: Protein Synthesis](#)

[Index](#)

[Glossary](#)

[Detailed Licensing](#)

[Detailed Licensing](#)

Licensing

A detailed breakdown of this resource's licensing can be found in [Back Matter/Detailed Licensing](#).

CHAPTER OVERVIEW

1: What Is Chemistry?

What is chemistry? Simply put, chemistry is the study of the interactions of matter with other matter and with energy. This seems straightforward enough. However, the definition of chemistry includes a wide range of topics that must be understood to gain a mastery of the topic or even take additional courses in chemistry. In this book, we will lay the foundations of chemistry in a topic-by-topic fashion to provide you with the background you need to successfully understand chemistry.

[1.1: Prelude to Chemistry](#)

[1.2: Basic Definitions](#)

[1.3: Chemistry as a Science](#)

[1.E: What Is Chemistry? \(Exercises\)](#)

This page titled [1: What Is Chemistry?](#) is shared under a [CC BY-NC-SA 3.0](#) license and was authored, remixed, and/or curated by [Theodore Chan](#) via [source content](#) that was edited to the style and standards of the LibreTexts platform.

1.1: Prelude to Chemistry

If you are reading these words, you are likely starting a chemistry course. Get ready for a fantastic journey through a world of wonder, delight, and knowledge. One of the themes of this book is "chemistry is everywhere," and indeed it is; you would not be alive if it were not for chemistry, because your body is a big chemical machine.



Figure 1.1.1 © Thinkstock

6 images showing a volcanic eruption, large dinner spread, explosion, red wine, a pool of large fish, and molecules are laid out together.

If you do not believe it, do not worry. Every chapter in this book contains examples that will show you how chemistry is, in fact, everywhere. So enjoy the ride, and enjoy chemistry.

This page titled [1.1: Prelude to Chemistry](#) is shared under a [CC BY-NC-SA 3.0](#) license and was authored, remixed, and/or curated by [Theodore Chan](#) via [source content](#) that was edited to the style and standards of the LibreTexts platform.

- **1.1: Prelude to Chemistry** by Anonymous is licensed [CC BY-NC-SA 3.0](#). Original source: <https://2012books.lardbucket.org/books/beginning-chemistry>.

1.2: Basic Definitions

Learning Objective

- Learn the basic terms used to describe matter

The definition of chemistry—the study of the interactions of matter with other matter and with energy—uses some terms that should also be defined. We start the study of chemistry by defining basic terms.

Matter

Matter is anything that has mass and takes up space. A book is matter, a computer is matter, food is matter, and dirt in the ground is matter. Sometimes matter may be difficult to identify. For example, air is matter, but because it is so thin compared to other matter (e.g., a book, a computer, food, and dirt), we sometimes forget that air has mass and takes up space. Things that are not matter include thoughts, ideas, emotions, and hopes.

✓ Example 1.2.1

Which of the following is matter and not matter?

- a hot dog
- love
- a tree

Solution

- A hot dog has mass and takes up space, so it is matter.
- Love is an emotion, and emotions are not matter.
- A tree has mass and takes up space, so it is matter.

? Exercise 1.2.1

Which of the following is matter and not matter?

- the moon
- an idea for a new invention

Answer a

The moon is matter.

Answer b

The invention itself may be matter, but the idea for it is not.

To understand matter and how it changes, we need to be able to describe matter. There are two basic ways to describe matter: physical properties and chemical properties.

Physical properties

Physical properties are characteristics that describe matter as it exists. Some physical characteristics of matter are shape, color, size, and temperature. An important physical property is the **phase** (or **state**) of matter. The three fundamental phases of matter are solid, liquid, and gas (Figure 1.2.1).



Figure 1.2.1: The Phases of Matter. Chemistry recognizes three fundamental phases of matter: solid (left), liquid (middle), and gas (right). (CC BY-SA 3.0; Spirit469)

The solid state depicted is an ice sculpture of an angel, the liquid state is a drop of water, and the gas is clouds made of water vapor.

Chemical Properties

Chemical properties are characteristics of matter that describe how matter changes form in the presence of other matter. Does a sample of matter burn? Burning is a chemical property. Does it behave violently when put in water? This reaction is a chemical property as well (Figure 1.2.2). In the following chapters, we will see how descriptions of physical and chemical properties are important aspects of chemistry.



Figure 1.2.2: Chemical Properties. The fact that this match burns is a chemical property of the match. (Sebastian Ritter (Rise0011)).

Physical Change

A physical change occurs when a sample of matter changes one or more of its physical properties. For example, a solid may melt (Figure 1.2.3), or alcohol in a thermometer may change volume as the temperature changes. A physical change does not affect the chemical composition of matter.



Figure 1.2.2: Physical Changes: The solid ice melts into liquid water—a physical change. A time-lapse animation of ice cubes melting in a glass over 50 minutes. (Public Domain; Moussa).

Chemical Change

Chemical change is the process of demonstrating a chemical property, such as the burning match in Figure 1.2.2 "Chemical Properties". As the matter in the match burns, its chemical composition changes, and new forms of matter with new physical properties are created. Note that chemical changes are frequently accompanied by physical changes, as the new matter will likely have different physical properties from the original matter.

✓ Example 1.2.2

Describe each process as a physical change or a chemical change.

- Water in the air turns into snow.
- A person's hair is cut.
- Bread dough becomes fresh bread in an oven.

Solution

- Because the water is going from a gas phase to a solid phase, this is a physical change.
- Your long hair is being shortened. This is a physical change.
- Because of the oven's temperature, chemical changes are occurring in the bread dough to make fresh bread. These are chemical changes. (In fact, a lot of cooking involves chemical changes.)

? Exercise 1.2.2

Identify each process as a physical change or a chemical change.

- A fire is raging in a fireplace.
- Water is warmed to make a cup of coffee.

Answer a

chemical change

Answer b

physical change

Substance

A sample of matter that has the same physical and chemical properties throughout is called a substance. Sometimes the phrase *pure substance* is used, but the word *pure* isn't needed. The definition of the term *substance* is an example of how chemistry has a specific definition for a word that is used in everyday language with a different, vaguer definition. Here, we will use the term *substance* with its strict chemical definition.

Chemistry recognizes two different types of substances: elements and compounds.

Element

An element is the simplest type of chemical substance; it cannot be broken down into simpler chemical substances by ordinary chemical means. There are 118 elements known to science, of which 80 are stable. (The other elements are radioactive, a condition we will consider in Chapter 15.) Each element has its own unique set of physical and chemical properties. Examples of elements include iron, carbon, and gold.

Compound

A compound is a combination of more than one element. The physical and chemical properties of a compound are different from the physical and chemical properties of its constituent elements; that is, it behaves as a completely different substance. There are over 50 million compounds known, and more are being discovered daily. Examples of compounds include water, penicillin, and sodium chloride (the chemical name for common table salt).

Mixtures

Physical combinations of more than one substance are called mixtures. Elements and compounds are not the only ways in which matter can be present. We frequently encounter objects that are physical combinations of more than one element or compound—mixtures. There are two types of mixtures.

Heterogeneous Mixture

A heterogeneous mixture is a mixture composed of two or more substances. It is easy to tell, sometimes by the naked eye, that more than one substance is present.

Homogeneous Mixture/ Solution

A homogeneous mixture is a combination of two or more substances that is so intimately mixed, that the mixture behaves as a single substance. Another word for a homogeneous mixture is a solution. Thus, a combination of salt and steel wool is a heterogeneous mixture because it is easy to see which particles of the matter are salt crystals and which are steel wool. On the other hand, if you take salt crystals and dissolve them in water, it is very difficult to tell that you have more than one substance present just by looking—even if you use a powerful microscope. The salt dissolved in water is a homogeneous mixture, or a solution (Figure 1.2.3).



Figure 1.2.3: Types of Mixtures © Thinkstock. On the left, the combination of two substances is a heterogeneous mixture because the particles of the two components look different. On the right, the salt crystals have dissolved in the water so finely that you cannot tell that salt is present. The homogeneous mixture appears like a single substance.

✓ Example 1.2.3

Identify the following combinations as heterogeneous mixtures or homogenous mixtures.

- soda water (carbon dioxide is dissolved in water)
- a mixture of iron metal filings and sulfur powder (both iron and sulfur are elements)

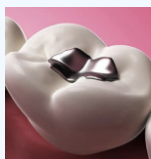
Solution

- Because carbon dioxide is dissolved in water, we can infer from the behavior of salt crystals dissolved in water that carbon dioxide dissolved in water is (also) a homogeneous mixture.
- Assuming that the iron and sulfur are simply mixed together, it should be easy to see what is iron and what is sulfur, so this is a heterogeneous mixture.

? Exercise 1.2.3

Identify the following combinations as heterogeneous mixtures or homogenous mixtures.

- the human body
- an amalgam, a combination of some other metals dissolved in a small amount of mercury, usually used for filling a cavity in a tooth (see image below).



Answer a

heterogeneous mixture

Answer b

homogeneous mixture

There are other descriptors that we can use to describe matter, especially elements. We can usually divide elements into metals and nonmetals, and each set shares certain (but not always all) properties.

Metal

A metal is an element that conducts electricity and heat well and is shiny, silvery, solid, ductile, and malleable. At room temperature, metals are solid (although mercury is a well-known exception). A metal is ductile because it can be drawn into thin wires (a property called *ductility*); and malleable because it can be pounded into thin sheets (a property called *malleability*).

Nonmetal

A non-metal is an element that is brittle when solid, and does not conduct electricity or heat very well. Non-metals cannot be made into thin sheets or wires (Figure 1.2.4). Nonmetals also exist in a variety of phases and colors at room temperature.

Semi-metals

Some elements have properties of both metals and nonmetals and are called semi-metals (or metalloids). We will see later how these descriptions can be assigned rather easily to various elements.



Figure 1.2.4: Semimetals © Thinkstock. On the left is some elemental mercury, the only metal that exists as a liquid at room temperature. It has all the other expected properties of a metal. On the right, elemental sulfur is a yellow nonmetal that usually is found as a powder.

Describing Matter Flowchart

"Describing Matter" is a flowchart of the relationships among the different ways of describing matter.

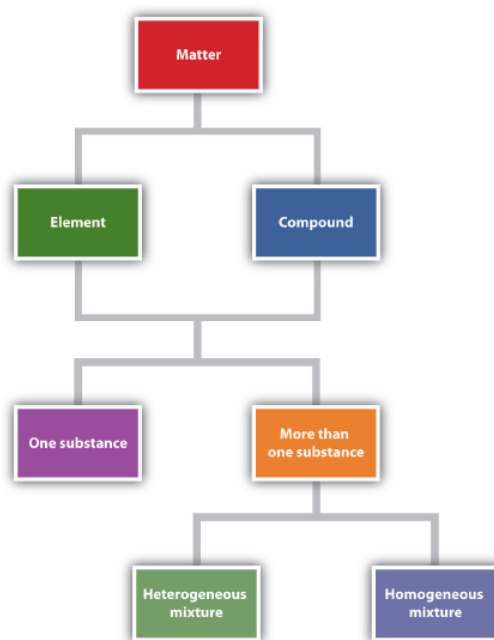


Figure 1.2.5: Describing Matter. This flowchart shows how matter can be described.

Matter forks into element & compound which fork into 1 substance & more than 1 substance. More than 1 substance is homogenous or heterogenous.

✓ Example 1.2.1: Chemistry is Everywhere: In the Morning

Most people have a morning ritual, a process that they go through every morning to get ready for the day. Chemistry appears in many of these activities.

- If you take a shower or bath in the morning, you probably use soap, shampoo, or both. These items contain chemicals that interact with the oil and dirt on your body and hair to remove them and wash them away. Many of these products also contain chemicals that make you smell good; they are called *fragrances*.
- When you brush your teeth in the morning, you usually use toothpaste, a form of soap, to clean your teeth. Toothpastes typically contain tiny, hard particles called *abrasives* that physically scrub your teeth. Many toothpastes also contain fluoride, a substance that chemically interacts with the surface of the teeth to help prevent cavities.
- Perhaps you take vitamins, supplements, or medicines every morning. Vitamins and other supplements contain chemicals your body needs in small amounts to function properly. Medicines are chemicals that help combat diseases and promote health.
- Perhaps you make some fried eggs for breakfast. Frying eggs involves heating them enough so that a chemical reaction occurs to cook the eggs.
- After you eat, the food in your stomach is chemically reacted so that the body (mostly the intestines) can absorb food, water, and other nutrients.
- If you drive or take the bus to school or work, you are using a vehicle that probably burns gasoline, a material that burns fairly easily and provides energy to power the vehicle. Recall that burning is a chemical change.

These are just a few examples of how chemistry impacts your everyday life. And we haven't even made it to lunch yet!



Figure 1.2.6: Chemistry in Real Life © Thinkstock. Examples of chemistry can be found everywhere—in personal hygiene products, food, and motor vehicles.

Personal hygiene products (left), food (middle), and motor vehicles (right) images next to one another.

Key Takeaways

- Chemistry is the study of matter and its interactions with other matter and energy.
- Matter is anything that has mass and takes up space.
- Matter can be described in terms of physical properties and chemical properties.
- Physical properties and chemical properties of matter can change.
- Matter is composed of elements and compounds.
- Combinations of different substances are called mixtures.
- Elements can be described as metals, nonmetals, and semi-metals.

This page titled [1.2: Basic Definitions](#) is shared under a [CC BY-NC-SA 3.0](#) license and was authored, remixed, and/or curated by [Theodore Chan](#) via [source content](#) that was edited to the style and standards of the LibreTexts platform.

- [1.2: Basic Definitions](#) by Anonymous is licensed [CC BY-NC-SA 3.0](#). Original source: <https://2012books.lardbucket.org/books/beginning-chemistry/>.

1.3: Chemistry as a Science

Learning Objective

- Learn what science is and how it works.

Chemistry is a branch of science. Although science itself is difficult to define exactly, the following definition can serve as a starting point. Science is the process of knowing about the natural universe through observation and experiment. Science is not the only process of knowing (e.g., the ancient Greeks simply sat and *thought*), but it has evolved over more than 350 years into the best process that humanity has devised, to date, to learn about the universe around us.

The process of science is usually stated as the *scientific method*, which is rather naively described as follows:

1. state a hypothesis,
2. test the hypothesis, and
3. refine the hypothesis

In actuality, the process is not that simple. (For example, a scientist does not go into their lab every day and exclaim, "I am going to state a hypothesis today and spend the day testing it!") The process is not that simple because science and scientists have a body of knowledge that has already been identified as coming from the highest level of understanding, and most scientists build from that body of knowledge.

An educated guess about how the natural universe works is called a **hypothesis**. A scientist who is familiar with how part of the natural universe works—say, a chemist—is interested in furthering that knowledge. That person makes a reasonable guess—a hypothesis—that is designed to see if the universe works in a new way as well. Here's an example of a hypothesis: "if I mix one part of hydrogen with one part of oxygen, I can make a substance that contains both elements."

For a hypothesis to be termed a scientific hypothesis, it has to be something that can be supported or refuted through carefully crafted experimentation or observation.

Most good hypotheses are grounded in previously understood knowledge and represent a testable extension of that knowledge. The scientist then devises ways to test if that hypothesis is correct or not. That is, the scientist plans experiments. **Experiments are tests of the natural universe to see if a guess (hypothesis) is correct.** An experiment to test our previous hypothesis would be to actually mix hydrogen and oxygen and see what happens. Most experiments include observations of small, well-defined parts of the natural universe designed to see results of the experiments.

A Scientific Hypothesis

A hypothesis is often written in the form of an if/then statement that gives a possibility (if) and explains what may happen because of the possibility (then). For example, if eating elemental sulfur repels ticks, then someone that is eating sulfur every day will not get ticks.



Why do we have to do experiments? Why do we have to test? Because the natural universe is not always so obvious, experiments are necessary. For example, it is fairly obvious that if you drop an object from a height, it will fall. Several hundred years ago (coincidentally, near the inception of modern science), the concept of gravity explained that test. However, is it obvious that the entire natural universe is composed of only about 115 fundamental chemical building blocks called elements? This wouldn't seem

true if you looked at the world around you and saw all the different forms matter can take. In fact, the concept of *the element* is only about 200 years old, and the last naturally occurring element was identified about 80 years ago. It took decades of tests and millions of experiments to establish what the elements actually are. These are just two examples; a myriad of such examples exists in chemistry and science in general.

When enough evidence has been collected to establish a general principle of how the natural universe works, the evidence is summarized in a theory. A theory is a general statement that explains a large number of observations. "All matter is composed of atoms" is a general statement, a theory, that explains many observations in chemistry. A theory is a very powerful statement in science. There are many statements referred to as "the theory of _____" or the "_____ theory" in science (where the blanks represent a word or concept). When written in this way, theories indicate that science has an overwhelming amount of evidence of its correctness. We will see several theories in the course of this text.

A specific statement that is thought to never be violated by the entire natural universe is called a law. A scientific law is the highest understanding of the natural universe that science has and is thought to be inviolate. The fact that all matter attracts all other matter—the law of gravitation—is one such law. Note that the terms *theory* and *law* used in science have slightly different meanings from those in common usage; where theory is often used to mean hypothesis ("I have a theory..."), and a law is an arbitrary limitation that can be broken but with potential consequences (such as speed limits). Here again, science uses these terms differently, and it is important to apply their proper definitions when you use these words in science. (Figure 1.3.1)



Figure 1.3.1: Defining a law. Does this graffiti mean "law" the way science defines "law"? (CC BY-SA-NC-ND; Koppenbadger).

There is an additional phrase in our definition of science: "the natural universe." Science is concerned *only* with the natural universe. What is the natural universe? It's anything that occurs around us, well, naturally. Stars, planets, the appearance of life on earth; as well as how animals, plants, and other matter function are all part of the natural universe. Science is concerned with that—and *only* that.

Of course, there are other things that concern us. For example, is the English language part of science? Most of us can easily answer no; English is not science. English is certainly worth knowing (at least for people in predominantly English-speaking countries), but why isn't it science? English, or any human language, is not science because ultimately it is *contrived*; it is made up. Think of it: the word spelled b-l-u-e represents a certain color, and we all agree what color that is. But what if we used the word h-a-r-d to describe that color? (Figure 1.3.2) That would be fine—as long as everyone agreed. Anyone who has learned a second language must initially wonder why a certain word is used to describe a certain concept; ultimately, the speakers of that language agreed that a particular word would represent a particular concept. It was contrived.

That doesn't mean language isn't worth knowing. It is very important in society. But it's not *science*. Science deals only with what occurs naturally.




Figure 1.3.2: English Is Not Science. How would you describe this color? Blue or hard? Either way, you're not doing science.

✓ Example 1.3.1: Identifying Science

Which of the following fields would be considered science?

- a. geology, the study of the earth
- b. ethics, the study of morality
- c. political science, the study of governance
- d. biology, the study of living organisms

Solution

- a. Because the earth is a natural object, the study of it is indeed considered part of science.
- b. Ethics is a branch of philosophy that deals with right and wrong. Although these are useful concepts, they are not science.
- c. There are many forms of government, but all are created by humans. Despite the fact that the word *science* appears in its name, political science is not true science.
- d. Living organisms are part of the natural universe, so the study of them is part of science.

? Exercise 1.3.1

Which is part of science, and which is not?

- a. dynamics, the study of systems that change over time
- b. aesthetics, the concept of beauty

Answer A

science

Answer B

not science

The field of science has gotten so big that it is common to separate it into more specific fields. First, there is mathematics, the language of science. All scientific fields use mathematics to express themselves—some more than others. Physics and astronomy are scientific fields concerned with the fundamental interactions between matter and energy. Chemistry, as defined previously, is the study of the interactions of matter with other matter and with energy. Biology is the study of living organisms, while geology is the study of the earth. Other sciences can be named as well. Understand that these fields are not always completely separate; the boundaries between scientific fields are not always readily apparent. A scientist may be labeled a biochemist if he or she studies the chemistry of biological organisms.

Finally, understand that science can be either qualitative or quantitative. Qualitative implies a description of the quality of an object. For example, physical properties are generally qualitative descriptions: sulfur is yellow, your math book is heavy, or that statue is pretty. A quantitative description represents the specific amount of something; it means knowing how much of something is present, usually by counting or measuring it. Some quantitative descriptions include: 25 students in a class, 650 pages in a book, or a velocity of 66 miles per hour. Quantitative expressions are very important in science; they are also very important in chemistry.

✓ Example 1.3.2: qualitative vs. quantitative Descriptions

Identify each statement as either a qualitative description or a quantitative description.

- a. Gold metal is yellow.
- b. A ream of paper has 500 sheets in it.
- c. The weather outside is snowy.
- d. The temperature outside is 24 degrees Fahrenheit.

Solution

- a. Because we are describing a physical property of gold, this statement is qualitative.
- b. This statement mentions a specific amount, so it is quantitative.
- c. The word *snowy* is a description of how the day is; therefore, it is a qualitative statement.
- d. In this case, the weather is described with a specific quantity—the temperature. Therefore, it is quantitative.

? Exercise 1.3.2

Are these qualitative or quantitative statements?

- a. Roses are red, and violets are blue.
- b. Four score and seven years ago....

Answer A

qualitative

Answer B

quantitative

📌 Food and Drink Application: Carbonated Beverages

Some of the simple chemical principles discussed in this chapter can be illustrated with carbonated beverages: sodas, beer, and sparkling wines. Each product is produced in a different way, but they all have one thing in common: they are solutions of carbon dioxide dissolved in water.

Carbon dioxide is a compound composed of carbon and oxygen. Under normal conditions, it is a gas. If you cool it down enough, it becomes a solid known as dry ice. Carbon dioxide is an important compound in the cycle of life on earth.

Even though it is a gas, carbon dioxide can dissolve in water, just like sugar or salt can dissolve in water. When that occurs, we have a homogeneous mixture, or a solution, of carbon dioxide in water. However, very little carbon dioxide can dissolve in water. If the atmosphere were pure carbon dioxide, the solution would be only about 0.07% carbon dioxide. In reality, the air is only about 0.03% carbon dioxide, so the amount of carbon dioxide in water is reduced proportionally.

However, when soda and beer are made, manufacturers do two important things: they use pure carbon dioxide gas, and they use it at very high pressures. With higher pressures, more carbon dioxide can dissolve in the water. When the soda or beer container is sealed, the high pressure of carbon dioxide gas remains inside the package. (Of course, there are more ingredients in soda and beer besides carbon dioxide and water.)

When you open a container of soda or beer, you hear a distinctive *hiss* as the excess carbon dioxide gas escapes. But something else happens as well. The carbon dioxide in the solution comes out of solution as a bunch of tiny bubbles. These bubbles impart a pleasing sensation in the mouth, so much so that the soda industry sold over 225 *billion* servings of soda in the United States alone in 2009.

Some sparkling wines are made in the same way—by forcing carbon dioxide into regular wine. Some sparkling wines (including champagne) are made by sealing a bottle of wine with some yeast in it. The yeast *ferments*, a process by which the yeast converts sugars into energy and excess carbon dioxide. The carbon dioxide produced by the yeast dissolves in the wine. Then, when the champagne bottle is opened, the increased pressure of carbon dioxide is released, and the drink bubbles just like an expensive glass of soda.



Figure 1.3.3: Carbonated Beverages © Thinkstock. Soda, beer, and sparkling wine take advantage of the properties of a solution of carbon dioxide in water.

Soda (left), beer (middle) and sparkling wine (right) images next to one another.

Key Takeaways

- Science is a process of knowing about the natural universe through observation and experiment.
- Scientists go through a rigorous process to determine new knowledge about the universe; this process is generally referred to as the scientific method.
- Science is broken down into various fields, of which chemistry is one.
- Science, including chemistry, is both qualitative and quantitative.

This page titled [1.3: Chemistry as a Science](#) is shared under a [CC BY-NC-SA 3.0](#) license and was authored, remixed, and/or curated by [Theodore Chan](#) via [source content](#) that was edited to the style and standards of the LibreTexts platform.

- [1.3: Chemistry as a Science](#) by Anonymous is licensed [CC BY-NC-SA 3.0](#). Original source: <https://2012books.lardbucket.org/books/beginning-chemistry>.

1.E: What Is Chemistry? (Exercises)

1.1: Basic Definitions

Q1.1.1

1. Identify each as either matter or not matter.

- a book
- hate
- light
- a car
- a fried egg

Q1.1.2

1. Give an example of matter in each phase: solid, liquid, or gas.

2. Does each statement represent a physical property or a chemical property?

- Sulfur is yellow.
- Steel wool burns when ignited by a flame.
- A gallon of milk weighs over eight pounds.

3. Does each statement represent a physical property or a chemical property?

- A pile of leaves slowly rots in the backyard.
- In the presence of oxygen, hydrogen can interact to make water.
- Gold can be stretched into very thin wires.

4. Does each statement represent a physical change or a chemical change?

- Water boils and becomes steam.
- Food is converted into usable form by the digestive system.
- The alcohol in many thermometers freezes at about -40 degrees Fahrenheit.

5. Does each statement represent a physical change or a chemical change?

- Graphite, a form of elemental carbon, can be turned into diamond, another form of carbon, at very high temperatures and pressures.
- The house across the street has been painted a new color.
- The elements sodium and chlorine come together to make a new substance called sodium chloride.

6. What is the difference between a homogeneous mixture and a heterogeneous mixture?

7. Distinguish between an element and a compound. About how many of each are known?

8. Identify each as a heterogeneous mixture or a homogeneous mixture.

- Salt is mixed with pepper.
- Sugar is dissolved in water.
- Pasta is cooked in boiling water.

9. Identify each as a heterogeneous mixture or a homogeneous mixture.

- air
- dirt
- a television set

10. In Exercise 8, which choices are also solutions?

11. In Exercise 9, which choices are also solutions?

12. Why is oxygen considered a nonmetal?

13. Why is iron considered a metal?

14. What properties do semimetals have?

15. Distinguish between a metal and a nonmetal.

16. Pure silicon is shiny and silvery but does not conduct electricity or heat well. Of these properties, how does silicon behave as a metal? How does silicon behave as a nonmetal?

17. Elemental carbon is a black, dull-looking solid that conducts heat and electricity well. It is very brittle and cannot be made into thin sheets or long wires. Of these properties, how does carbon behave as a metal? How does carbon behave as a nonmetal?

Answers

1.
 - a. matter
 - b. not matter
 - c. not matter
 - d. matter
 - e. matter
3.
 - a. chemical change
 - b. chemical property
 - c. physical property
5.
 - a. physical change
 - b. physical change
 - c. chemical change
7. An element is a fundamental chemical part of a substance; there are about 115 known elements. A compound is a combination of elements that acts as a different substance; there are over 50 million known substances.
9.
 - a. homogeneous
 - b. heterogeneous
 - c. heterogeneous
11. Choice "a" is a solution.
13. Iron is a metal because it is solid, is shiny, and conducts electricity and heat well.
15. Metals are typically shiny, conduct electricity and heat well, and are malleable and ductile; nonmetals are a variety of colors and phases, are brittle in the solid phase, and do not conduct heat or electricity well.
17. Carbon behaves as a metal because it conducts heat and electricity well. It is a nonmetal because it is black and brittle and cannot be made into sheets or wires.

1.2: Chemistry as a Science

1. Describe the scientific method.
2. "A hypothesis is just a guess"—is this an inadequate definition?
3. Why do scientists need to perform experiments?
4. What is the scientific definition of a theory? How is this word misused in general conversation?
5. What is the scientific definition of a law? How does it differ from the everyday definition of a law?
6. Name an example of a field that is not considered a science.
7. Which of the following fields are studies of the natural universe?
 - a. biophysics (a mix of biology and physics)
 - b. art
 - c. business
8. Which of the following fields are studies of the natural universe?
 - a. accounting
 - b. geochemistry (a mix of geology and chemistry)
 - c. astronomy (the study of stars and planets [but not the earth])
9. Which of these statements are qualitative descriptions?
 - a. Titanic was the largest passenger ship build at that time.
 - b. The population of the United States is about 306,000,000 people.
 - c. The peak of Mount Everest is 29,035 feet above sea level.

10. Which of these statements are qualitative descriptions?
 - a. A regular movie ticket in Cleveland costs \$6.00.
 - b. The weather in the Democratic Republic of the Congo is the wettest in all of Africa.
 - c. The deepest part of the Pacific Ocean is the Mariana Trench.
11. Of the statements in Exercise 9, which are quantitative?
12. Of the statements in Exercise 10, which are quantitative?

Answers

1. Simply stated, the scientific method includes three steps: (1) stating a hypothesis, (2) testing the hypothesis, and (3) refining the hypothesis.
3. Scientists perform experiments to test their hypotheses because sometimes the nature of natural universe is not obvious.
5. A scientific law is a specific statement that is thought to be never violated by the entire natural universe. Everyday laws are arbitrary limits that society puts on its members.
7.
 - a. yes
 - b. no
 - c. no
9.
 - a. qualitative
 - b. not qualitative
 - c. not qualitative
11. Statements b and c are quantitative.

This page titled [1.E: What Is Chemistry? \(Exercises\)](#) is shared under a [CC BY-NC-SA 3.0](#) license and was authored, remixed, and/or curated by [Theodore Chan](#) via [source content](#) that was edited to the style and standards of the LibreTexts platform.

- [1.E: What Is Chemistry? \(Exercises\)](#) by Anonymous is licensed [CC BY-NC-SA 3.0](#). Original source: <https://2012books.lardbucket.org/books/beginning-chemistry>.

CHAPTER OVERVIEW

2: Measurements

In 1983, an Air Canada airplane had to make an emergency landing because it unexpectedly ran out of fuel; ground personnel had filled the fuel tanks with a certain number of pounds of fuel, not kilograms of fuel. In 1999, the Mars Climate Orbiter spacecraft was lost whilst attempting to orbit Mars because the thrusters were programmed in terms of English units, even though the engineers built the spacecraft using metric units. In 1993, a nurse mistakenly administered 23 units of morphine to a patient rather than the "2–3" units prescribed (the patient ultimately survived). These incidents occurred because people were not paying attention to quantities.

Chemistry, like all sciences, is quantitative. It deals with *quantities*, things that have amounts and units. Dealing with quantities is very important in chemistry, as is relating quantities to each other. In this chapter, we will discuss how we deal with numbers and units, including how they are combined and manipulated.

[2.1: Prelude to Measurements](#)

[2.2: Expressing Numbers](#)

[2.3: Expressing Units](#)

[2.4: Significant Figures](#)

[2.5: Converting Units](#)

[2.6: Other Units - Temperature and Density](#)

[2.E: Measurements \(Exercises\)](#)

This page titled [2: Measurements](#) is shared under a [CC BY-NC-SA 3.0](#) license and was authored, remixed, and/or curated by [Theodore Chan](#) via [source content](#) that was edited to the style and standards of the LibreTexts platform.

2.1: Prelude to Measurements

Data suggest that a male child will weigh 50% of his adult weight at about 11 years of age. However, he will reach 50% of his adult height at only 2 years of age. It is obvious, then, that people eventually stop growing up but continue to grow out. Data also suggest that the average human height has been increasing over time. In industrialized countries, the average height of people increased 5.5 inches from 1810 to 1984. Most scientists attribute this simple, basic measurement of the human body to better health and nutrition.

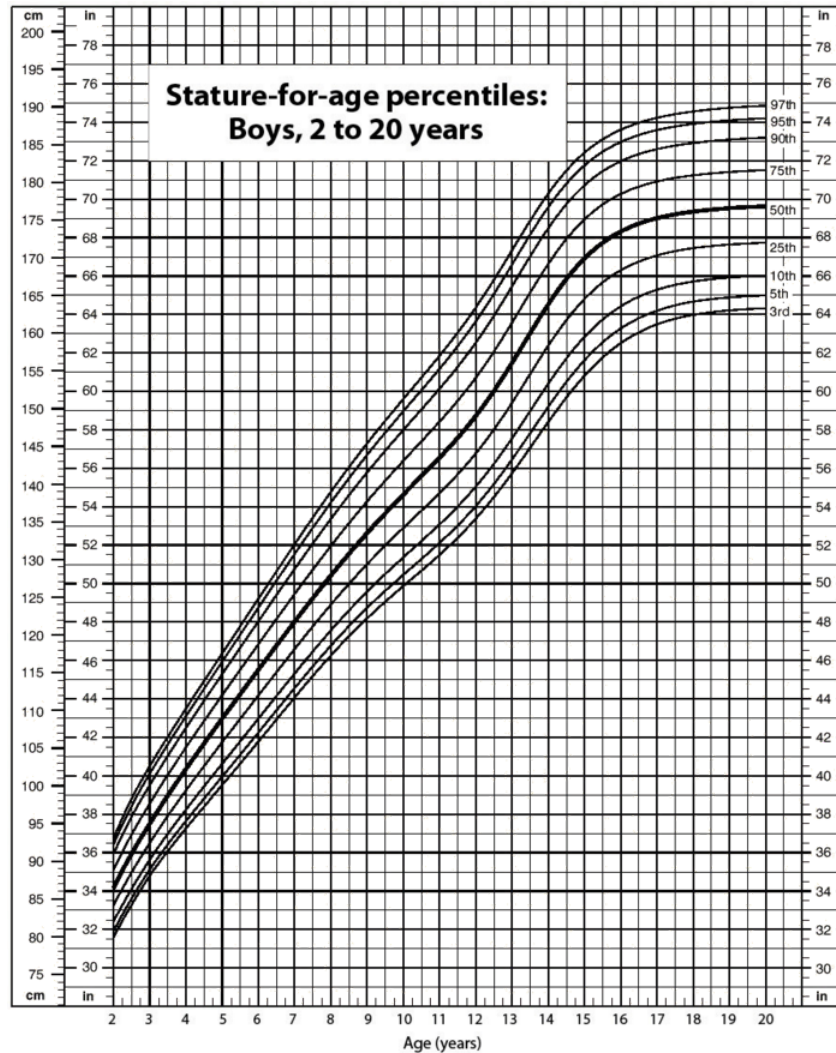


Figure 2.1.1: Human body measurement. Source: Chart courtesy of [Centers for Disease Control and Prevention](#)(opens in new window).

This page titled [2.1: Prelude to Measurements](#) is shared under a [CC BY-NC-SA 3.0](#) license and was authored, remixed, and/or curated by [Theodore Chan](#) via [source content](#) that was edited to the style and standards of the LibreTexts platform.

- [2.1: Prelude to Measurements](#) by Anonymous is licensed [CC BY-NC-SA 3.0](#). Original source: <https://2012books.lardbucket.org/books/beginning-chemistry>.

2.2: Expressing Numbers

Learning Objective

- Learn to express numbers properly

Quantities have two parts: the number and the unit. The number tells "how many." It is important to be able to express numbers properly so that the quantities can be communicated properly.

Standard Notation

Standard notation is the straightforward expression of a number. Numbers such as 17, 101.5, and 0.00446 are expressed in standard notation. For relatively small numbers, standard notation is fine. However, for very large numbers, such as 306,000,000, or for very small numbers, such as 0.000000419, standard notation can be cumbersome because of the number of zeros needed to place nonzero numbers in the proper position.

Scientific Notation

Scientific notation is an expression of a number using powers of 10. Powers of 10 are used to express numbers that have many zeros:

Table shows the powers of 10. Left side has 10 to a specific power and right side has the equation for the specified power.

10^0	$= 1$
10^1	$= 10$
10^2	$= 100 = 10 \times 10$
10^3	$= 1,000 = 10 \times 10 \times 10$
10^4	$= 10,000 = 10 \times 10 \times 10 \times 10$

and so forth.

The raised number to the right of the 10 indicates the number of factors of 10 in the original number. (Scientific notation is sometimes called *exponential notation*.) The exponent's value is equal to the number of zeros in the number expressed in standard notation.

Small numbers can also be expressed in scientific notation but with negative exponents:

Table shows the powers of 10 with negative exponents. Left side has 10 to a specific power and right side has the equation for the specified power.

10^{-1}	$= 0.1 = 1/10$
10^{-2}	$= 0.01 = 1/100$
10^{-3}	$= 0.001 = 1/1,000$
10^{-4}	$= 0.0001 = 1/10,000$

and so forth. Again, the value of the exponent is equal to the number of zeros in the denominator of the associated fraction. A negative exponent implies a decimal number less than one.

A number is expressed in scientific notation by writing the first nonzero digit, then a decimal point, and then the rest of the digits. The part of a number in scientific notation that is multiplied by a power of 10 is called the *coefficient*. We determine the power of 10 needed to make that number into the original number and multiply the written number by the proper power of 10. For example, to write 79,345 in scientific notation,

$$79,345 = 7.9345 \times 10,000 = 7.9345 \times 10^4$$

Thus, the number in scientific notation is 7.9345×10^4 . For small numbers, the same process is used, but the exponent for the power of 10 is negative:

$$0.000411 = 4.11 \times \frac{1}{10,000} = 4.11 \times 10^{-4}$$

Typically, the extra zero digits at the end or the beginning of a number are not included (Figure 2.2.1).



Figure 2.2.1: "The Blue Marble" is a famous photograph of the Earth taken on December 7, 1972, by the crew of the Apollo 17 spacecraft en route to the Moon at a distance of about 29,000 kilometers. This is $2.9 \times 10^4 \text{ km}$. It shows Africa, Antarctica, and the Arabian Peninsula. The earth is about 93,000,000 miles from the sun. In scientific notation, this is $9.3 \times 10^7 \text{ miles}$. (Public Domain; NASA/Apollo 17 crew; taken by either Harrison Schmitt or Ron Evans.)

✓ Example 2.2.1: Expressing Numbers in Scientific Notation

Express these numbers in scientific notation.

- 306,000
- 0.00884
- 2,760,000
- 0.000000559

Solution

- The number 306,000 is 3.06 times 100,000, or 3.06 times 10^5 . In scientific notation, the number is 3.06×10^5 .
- The number 0.00884 is 8.84 times 1/1,000, which is 8.84 times 10^{-3} . In scientific notation, the number is 8.84×10^{-3} .
- The number 2,760,000 is 2.76 times 1,000,000, which is the same as 2.76 times 10^6 . In scientific notation, the number is written as 2.76×10^6 . Note that we omit the zeros at the end of the original number.
- The number 0.000000559 is 5.59 times 1/10,000,000, which is 5.59 times 10^{-7} . In scientific notation, the number is written as 5.59×10^{-7} .

? Exercise 2.2.1

Express these numbers in scientific notation.

- 23,070
- 0.0009706

Answer a

$$2.307 \times 10^4$$

Answer b

$$9.706 \times 10^{-4}$$

Another way to determine the power of 10 in scientific notation is to count the number of places you need to move the decimal point to get a numerical value between 1 and 10. The number of places equals the power of 10. This number is positive if you move the decimal point to the right and negative if you move the decimal point to the left:

$$\begin{array}{ccccccc} 56,900 & = & 5.69 & \times & 10^4 & & 0.000028 & = & 2.8 & \times & 10^{-5} \\ \swarrow \swarrow \swarrow \swarrow & & & & & & \nearrow \nearrow \nearrow \nearrow & & & & \\ 4 & 3 & 2 & 1 & & & 1 & 2 & 3 & 4 & 5 \end{array}$$

56900 can be written as 5.69 times 10 to the fourth power. 0.000028 can be written as 2.8 times 10 to the negative fifth power.

Many quantities in chemistry are expressed in scientific notation. When performing calculations, you may have to enter a number in scientific notation into a calculator. Be sure you know how to correctly enter a number in scientific notation into your calculator. Different models of calculators require different actions for properly entering scientific notation. If in doubt, consult your instructor immediately (Figure 2.2.2).




Figure 2.2.2: This calculator shows only the coefficient and the power of 10 to represent the number in scientific notation. Thus, the number being displayed is 3.84951×10^{18} , or 3,849,510,000,000,000,000. Source: "Casio" Asim Bijarani is licensed under Creative Commons Attribution 2.0 Generic.

Key Takeaways

- Standard notation expresses a number normally.
- Scientific notation expresses a number as a coefficient times a power of 10.
- The power of 10 is positive for numbers greater than 1 and negative for numbers between 0 and 1.

This page titled [2.2: Expressing Numbers](#) is shared under a [CC BY-NC-SA 3.0](#) license and was authored, remixed, and/or curated by [Theodore Chan](#) via [source content](#) that was edited to the style and standards of the LibreTexts platform.

- [2.2: Expressing Numbers](#) by Anonymous is licensed [CC BY-NC-SA 3.0](#). Original source: <https://2012books.lardbucket.org/books/beginning-chemistry>.

2.3: Expressing Units

Learning Objective

- Learn the units that go with various quantities
- Express units using their abbreviations
- Make new units by combining numerical prefixes with units

A number indicates "how much," but the unit indicates "of what." The "of what" is important when communicating a quantity. For example, if you were to ask a friend how close you are to Lake Erie and your friend says "six," then your friend isn't giving you complete information. Six *what*? Six miles? Six inches? Six city blocks? The actual distance to the lake depends on what units you use.

Chemistry, like most sciences, uses the International System of Units, or SI for short. (The letters SI stand for the French "le Système International d'unités.") SI specifies certain units for various types of quantities, based on seven fundamental units. We will use most of the fundamental units in chemistry. Initially, we will deal with three fundamental units. The **meter** (m) is the SI unit of length. It is a little longer than a yard (Figure 2.3.1). The SI unit of mass is the **kilogram** (kg), which is about 2.2 pounds (lb). The SI unit of time is the **second** (s).

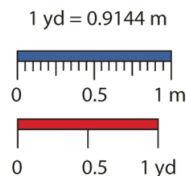


Figure 2.3.1: The Meter. The SI standard unit of length, the meter, is a little longer than a yard.

To express a quantity, you need to combine a number with a unit. If you have a length that is 2.4 m, then you express that length as simply 2.4 m. A time of 15,000 s can be expressed as 1.5×10^4 s in scientific notation.

Sometimes, a given unit is not an appropriate size to easily express a quantity. For example, the width of a human hair is very small, and it doesn't make much sense to express it in meters. SI also defines a series of *numerical prefixes*, referring to multiples or fractions of a fundamental unit, to make a unit more conveniently sized for a specific quantity. Table 2.3.1 lists the prefixes, their abbreviations, and their multiplicative factors. Some of the prefixes, such as kilo-, mega-, and giga-, represent more than one of the fundamental unit, while other prefixes, such as centi-, milli-, and micro-, represent fractions of the original unit. Note, too, that once again we are using powers of 10. Each prefix is a multiple of or fraction of a power of 10.

Table 2.3.1: Multiplicative Prefixes for SI Units

Prefix	Abbreviation	Multiplicative Amount	Power of Ten
giga-	G	$1,000,000,000 \times$	$10^9 \times$
mega-	M	$1,000,000 \times$	$10^6 \times$
kilo-	k	$1,000 \times$	$10^3 \times$
deci-	d	$1/10 \times$	\times
centi-	c	$1/100 \times$	\times
milli-	m	$1/1,000 \times$	\times
micro-	μ^*	$1/1,000,000 \times$	\times
nano-	n	$1/1,000,000,000 \times$	\times
pico-	p	$1/1,000,000,000,000 \times$	\times
* The letter μ is the Greek letter lowercase equivalent to an m and is called "mu" (pronounced "myoo").			

To use the fractions to generate new units, simply combine the prefix with the unit itself; the abbreviation for the new unit is the combination of the abbreviation for the prefix and the abbreviation of the unit. For example, the kilometer (km) is $1,000 \times$ meter, or 1,000 m. Thus, 5 kilometers (5 km) is equal to 5,000 m. Similarly, a millisecond (ms) is $1/1,000 \times$ second, or one-thousandth of a second. Thus, 25 ms is 25 thousandths of a second. You will need to become proficient in combining prefixes and units. (You may recognize that one of our fundamental units, the kilogram, automatically has a prefix-unit combination. The word *kilogram* means 1,000 g.)

In addition to the fundamental units, SI also allows for derived units based on a fundamental unit or units. There are many derived units used in science. For example, the derived unit for area comes from the idea that area is defined as width times height. Because both width and height are lengths, they both have the fundamental unit of meter, so the unit of area is meter \times meter, or meter² (m²). This is sometimes spoken as "square meters." A unit with a prefix can also be used to derive a unit for area, so we can also have cm², mm², or km² as acceptable units for area.




Figure 2.3.2: The Liter. The SI unit of volume, the liter, is slightly larger than 1 quart.

Volume is defined as length times width times height, so it has units of meter \times meter \times meter, or meter³ (m³)—sometimes spoken as "cubic meters." The cubic meter is a rather large unit, however, so another unit is defined that is somewhat more manageable: the liter (L). A liter is $1/1,000$ th of a cubic meter and is a little more than 1 quart in volume (Figure 2.3.2). Prefixes can also be used with the liter unit, so we can speak of milliliters ($1/1,000$ th of a liter; mL) and kiloliters (1,000 L; kL).

Another definition of a liter is one-tenth of a meter cubed. Because one-tenth of a meter is 10 cm, then a liter is equal to 1,000 cm³ (Figure 2.3.3). Because 1 L equals 1,000 mL, we conclude that 1 mL equals 1 cm³; thus, these units are interchangeable.

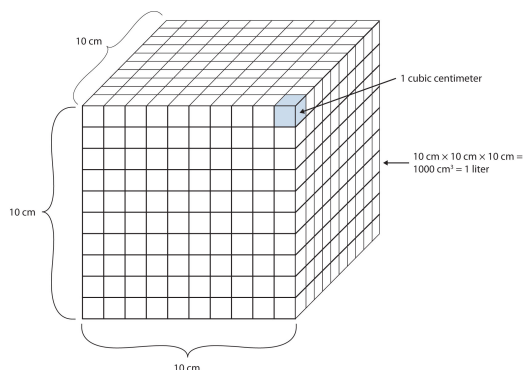


Figure 2.3.3: The size of one liter equals $1,000 \text{ cm}^3$, so 1 cm^3 is the same as 1 mL.

Units are not only multiplied together—they can also be divided. For example, if you are traveling at one meter for every second of time elapsed, your velocity is 1 meter per second, or 1 m/s. The word *per* implies division, so velocity is determined by dividing a distance quantity by a time quantity. Other units for velocity include kilometers per hour (km/h) or even micrometers per nanosecond ($\mu\text{m}/\text{ns}$). Later, we will see other derived units that can be expressed as fractions.

✓ Example 2.3.1

- A human hair has a diameter of about $6.0 \times 10^{-5} \text{ m}$. Suggest an appropriate unit for this measurement and write the diameter of a human hair in terms of that unit.
- What is the velocity of a car if it goes 25 m in 5.0 s?

Solution

- The scientific notation 10^{-5} is close to 10^{-6} , which defines the micro- prefix. Let us use micrometers as the unit for hair diameter. The number 6.0×10^{-5} can be written as 60×10^{-6} , and a micrometer is 10^{-6} m , so the diameter of a human hair is about 60 μm .
- If velocity is defined as a distance quantity divided by a time quantity, then velocity is 25 meters/5.0 seconds. Dividing the numbers gives us $25/5.0 = 5.0$, and dividing the units gives us meters/second, or m/s. The velocity is 5.0 m/s.

? Exercise 2.3.1

- Express the volume of an Olympic-sized swimming pool, 2,500,000 L, in more appropriate units.
- A common garden snail moves about 6.1 m in 30 min. What is its velocity in meters per minute (m/min)?

Answer a

- 2.5 ML

Answer b

- 0.203 m/min

Key Takeaways

- Numbers tell "how much," and units tell "of what."
- Chemistry uses a set of fundamental units and derived units from SI units.
- Chemistry uses a set of prefixes that represent multiples or fractions of units.
- Units can be multiplied and divided to generate new units for quantities.

This page titled 2.3: Expressing Units is shared under a CC BY-NC-SA 3.0 license and was authored, remixed, and/or curated by Theodore Chan via source content that was edited to the style and standards of the LibreTexts platform.

- 2.3: Expressing Units by Anonymous is licensed CC BY-NC-SA 3.0. Original source: <https://2012books.lardbucket.org/books/beginning-chemistry>.



2.4: Significant Figures

Learning Objective

- Apply the concept of significant figures to limit a measurement to the proper number of digits.
- Recognize the number of significant figures in a given quantity.
- Limit mathematical results to the proper number of significant figures.

If you use a calculator to evaluate the expression $337/217$, you will get the following:

$$337 \div 217 = 1.5529953917$$

and so on for many more digits. Although this answer is correct, it is somewhat presumptuous. You start with two values that each have three digits, and the answer has *twelve* digits? That does not make much sense from a strict numerical point of view.

Consider using a ruler to measure the width of an object, as shown in Figure 2.4.1. The object is definitely more than 1 cm long, so we know that the first digit in our measurement is 1. We see by counting the tick marks on the ruler that the object is at least three ticks after the 1. If each tick represents 0.1 cm, then we know the object is at least 1.3 cm wide. But our ruler does not have any more ticks between the 0.3 and the 0.4 marks, so we can't know exactly how much the next decimal place is. But with a practiced eye we can estimate it. Let us estimate it as about six-tenths of the way between the third and fourth tick marks, which estimates our hundredths place as 6, so we identify a measurement of 1.36 cm for the width of the object.

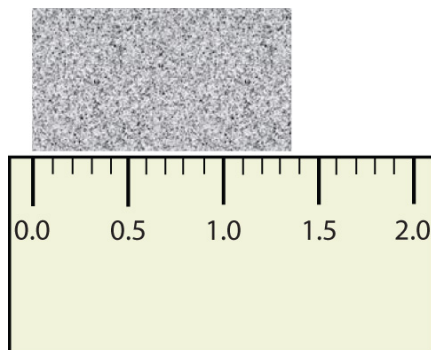


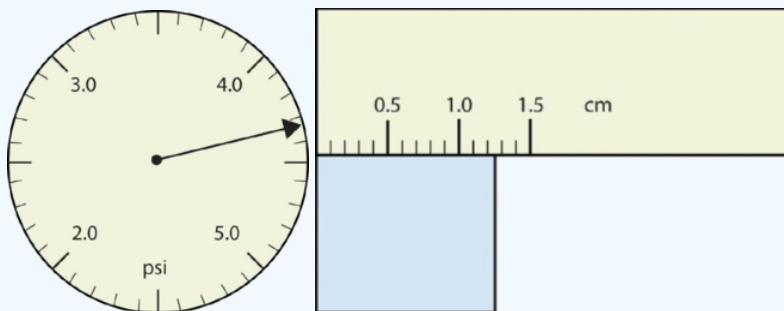
Figure 2.4.1: Expressing Width. What is the proper way to express the width of this object?

Does it make any sense to try to report a thousandths place for the measurement? No, it doesn't; we are not exactly sure of the hundredths place (after all, it was an estimate only), so it would be fruitless to estimate a thousandths place. Our best measurement, then, stops at the hundredths place, and we report 1.36 cm as proper measurement.

This concept of reporting the proper number of digits in a measurement or a calculation is called significant figures. Significant figures (sometimes called significant digits) represent the limits of what values of a measurement or a calculation we are sure of. The convention for a measurement is that the quantity reported should be all known values and the first estimated value. The conventions for calculations are discussed as follows.

✓ Example 2.4.1

Use each diagram to report a measurement to the proper number of significant figures.

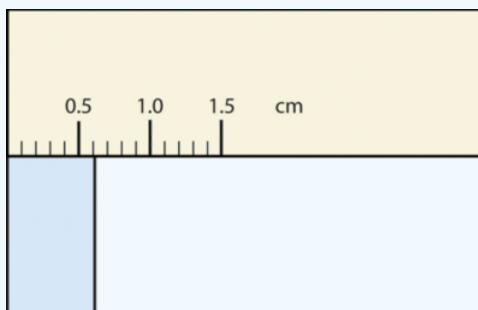


Solution

1. The arrow is between 4.0 and 5.0, so the measurement is at least 4.0. The arrow is between the third and fourth small tick marks, so it's at least 0.3. We will have to estimate the last place. It looks like about one-third of the way across the space, so let us estimate the hundredths place as 3. Combining the digits, we have a measurement of 4.33 psi (psi stands for "pounds per square inch" and is a unit of pressure, like air in a tire). We say that the measurement is reported to three significant figures.
2. The rectangle is at least 1.0 cm wide but certainly not 2.0 cm wide, so the first significant digit is 1. The rectangle's width is past the second tick mark but not the third; if each tick mark represents 0.1, then the rectangle is at least 0.2 in the next significant digit. We have to estimate the next place because there are no markings to guide us. It appears to be about halfway between 0.2 and 0.3, so we will estimate the next place to be a 5. Thus, the measured width of the rectangle is 1.25 cm. Again, the measurement is reported to three significant figures.

? Exercise 2.4.1

What would be the reported width of this rectangle?



Answer

0.63 cm

In many cases, you will be given a measurement. How can you tell by looking what digits are significant? For example, the reported population of the United States is 306,000,000. Does that mean that it is *exactly* three hundred six million, or is some estimation occurring?

The following conventions dictate which numbers in a reported measurement are significant and which are not significant:

1. Any nonzero digit is significant.
2. Any zeros between nonzero digits (i.e., embedded zeros) are significant.
3. Zeros at the end of a number without a decimal point (i.e., trailing zeros) are not significant; they serve only to put the significant digits in the correct positions. However, zeros at the end of any number with a decimal point are significant.
4. Zeros at the beginning of a decimal number (i.e., leading zeros) are not significant; again, they serve only to put the significant digits in the correct positions.

So, by these rules, the population figure of the United States has only three significant figures: the 3, the 6, and the zero between them. The remaining six zeros simply put the 306 in the millions position. (See Figure 2.4.2 for another example.)



Figure 2.4.2: Significant Figures. How many of the numbers in this display are actually significant? (Public Domain.)

✓ Example 2.4.2

Give the number of significant figures in each measurement.

- 36.7 m
- 0.006606 s
- 2,002 kg
- 306,490,000 people

Solution

- By rule 1, all nonzero digits are significant, so this measurement has three significant figures.
- By rule 4, the first three zeros are not significant, but by rule 2 the zero between the sixes is; therefore, this number has four significant figures.
- By rule 2, the two zeros between the twos are significant, so this measurement has four significant figures.
- The four trailing zeros in the number are not significant, but the other five numbers are, so this number has five significant figures.

? Exercise 2.4.2

Give the number of significant figures in each measurement.

- 0.000601 m
- 65.080 kg

Answer a

three significant figures

Answer b

five significant figures

How are significant figures handled in calculations? It depends on what type of calculation is being performed. If the calculation is an addition or a subtraction, the rule is as follows: limit the reported answer to the rightmost column that all numbers have significant figures in common. For example, if you were to add 1.2 and 4.21, we note that the first number stops its significant figures in the tenths column, while the second number stops its significant figures in the hundredths column. We therefore limit our answer to the tenths column.

$$\begin{array}{r}
 1.2 \\
 4.21 \\
 \hline
 5.61 \\
 \uparrow \text{ limit final answer to the tenths column: } 5.6
 \end{array}$$

We drop the last digit—the 1—because it is not significant to the final answer.

The dropping of positions in sums and differences brings up the topic of rounding. Although there are several conventions, in this text we will adopt the following rule: the final answer should be rounded up if the first dropped digit is 5 or greater, and rounded down if the first dropped digit is less than 5.

$$77.2$$

$$\underline{10.46}$$

$$87.66$$

↑ limit final answer to the tenths column and round up: 87.7

✓ Example 2.4.3

Express the final answer to the proper number of significant figures.

a. $101.2 + 18.702 = ?$

b. $202.88 - 1.013 = ?$

Solution

a. If we use a calculator to add these two numbers, we would get 119.902. However, most calculators do not understand significant figures, and we need to limit the final answer to the tenths place. Thus, we drop the 02 and report a final answer of 119.9 (rounding down).

b. A calculator would answer 201.867. However, we have to limit our final answer to the hundredths place. Because the first number being dropped is 7, which is greater than 5, we round up and report a final answer of 201.87.

? Exercise 2.4.3

Express the answer for

$$3.445 + 90.83 - 72.4$$

to the proper number of significant figures.

Answer

$$21.9$$

If the operations being performed are multiplication or division, the rule is as follows: limit the answer to the number of significant figures that the data value with the *least* number of significant figures has. So if we are dividing 23 by 448, which have two and three significant figures respectively, we should limit the final reported answer to two significant figures (the lesser of two and three significant figures):

$$23 \div 448 = 0.051339286 \approx 0.051$$

The same rounding rules apply in multiplication and division as they do in addition and subtraction.

✓ Example 2.4.4: Significant Figures

Express the final answer to the proper number of significant figures.

a. $76.4 \times 180.4 = ?$

b. $934.9 \div 0.00455 = ?$

Solution

a. The first number has three significant figures, while the second number has four significant figures. Therefore, we limit our final answer to three significant figures: $76.4 \times 180.4 = 13,782.56 = 13,800$.

b. The first number has four significant figures, while the second number has three significant figures. Therefore, we limit our final answer to three significant figures: $934.9 \div 0.00455 = 205,472.5275... = 205,000$.

? Exercise 2.4.4

Express the final answer to the proper number of significant figures.

a. $22.4 \times 8.314 = ?$

b. $1.381 \div 6.02 = ?$

Answer a

186

Answer b

0.229

As you have probably realized by now, the biggest issue in determining the number of significant figures in a value is the zero. Is the zero significant or not? One way to unambiguously determine whether a zero is significant or not is to write a number in scientific notation. Scientific notation will include zeros in the coefficient of the number *only if they are significant*. Thus, the number 8.666×10^6 has four significant figures. However, the number 8.6660×10^6 has five significant figures. That last zero is significant; if it were not, it would not be written in the coefficient. So, when in doubt about expressing the number of significant figures in a quantity, use scientific notation and include the number of zeros that are truly significant.

Summary

- Significant figures in a quantity indicate the number of known values plus one place that is estimated.
- There are rules for which numbers in a quantity are significant and which are not significant.
- In calculations involving addition and subtraction, limit significant figures based on the rightmost place that all values have in common.
- In calculations involving multiplication and division, limit significant figures to the least number of significant figures in all the data values.

This page titled [2.4: Significant Figures](#) is shared under a [CC BY-NC-SA 3.0](#) license and was authored, remixed, and/or curated by [Theodore Chan](#) via [source content](#) that was edited to the style and standards of the LibreTexts platform.

- [2.4: Significant Figures](#) by Anonymous is licensed [CC BY-NC-SA 3.0](#). Original source: <https://2012books.lardbucket.org/books/beginning-chemistry>.

2.5: Converting Units

Learning Objective

- Convert from one unit to another unit of the same type.

In Section 2.2, we showed some examples of how to replace initial units with other units of the same type to get a numerical value that is easier to comprehend. In this section, we will formalize the process.

Consider a simple example: how many feet are there in 4 yards? Most people will almost automatically answer that there are 12 feet in 4 yards. How did you make this determination? Well, if there are 3 feet in 1 yard and there are 4 yards, then there are $4 \times 3 = 12$ feet in 4 yards.

This is correct, of course, but it is informal. Let us formalize it in a way that can be applied more generally. We know that 1 yard (yd) equals 3 feet (ft):

$$1 \text{ yd} = 3 \text{ ft}$$

In math, this expression is called an *equality*. The rules of algebra say that you can change (i.e., multiply or divide or add or subtract) the equality (as long as you do not divide by zero) and the new expression will still be an equality. For example, if we divide both sides by 2, we get:

$$\frac{1}{2} \text{ yd} = \frac{3}{2} \text{ ft}$$

We see that one-half of a yard equals 3/2, or one and a half, feet—something we also know to be true—so the above equation is still an equality. Going back to the original equality, suppose we divide both sides of the equation by 1 yard (number **and** unit):

$$\frac{1 \text{ yd}}{1 \text{ yd}} = \frac{3 \text{ ft}}{1 \text{ yd}}$$

The expression is still an equality, by the rules of algebra. The left fraction equals 1. It has the same quantity in the numerator and the denominator, so it must equal 1. The quantities in the numerator and denominator cancel, both the number *and* the unit:

$$\frac{1 \text{ yd}}{1 \text{ yd}} = \frac{3 \text{ ft}}{1 \text{ yd}}$$

When everything cancels in a fraction, the fraction reduces to 1:

$$1 = \frac{3 \text{ ft}}{1 \text{ yd}}$$

Conversion Factors

We have an expression that equals 1.

$$\frac{3 \text{ ft}}{1 \text{ yd}} = 1$$

This is a strange way to write 1, but it makes sense: 3 ft equal 1 yd, so the quantities in the numerator and denominator are the same quantity, just expressed with different units.

The expression

$$\frac{3 \text{ ft}}{1 \text{ yd}}$$

is called a conversion factor and it is used to formally change the unit of a quantity into another unit. (The process of converting units in such a formal fashion is sometimes called *dimensional analysis* or the *factor label method*.)

To see how this happens, let us start with the original quantity: 4 yd.

Now let us multiply this quantity by 1. When you multiply anything by 1, you do not change the value of the quantity. Rather than multiplying by just 1, let us write 1 as:

$$\frac{3 \text{ ft}}{1 \text{ yd}}$$

$$4 \text{ yd} \times \frac{3 \text{ ft}}{1 \text{ yd}}$$

The 4 yd term can be thought of as 4yd/1; that is, it can be thought of as a fraction with 1 in the denominator. We are essentially multiplying fractions. If the same thing appears in the numerator and denominator of a fraction, they cancel. In this case, what cancels is the unit *yard*:

$$4 \text{ yd} \times \frac{3 \text{ ft}}{1 \text{ yd}}$$

That is all that we can cancel. Now, multiply and divide all the numbers to get the final answer:

$$\frac{4 \times 3 \text{ ft}}{1} = \frac{12 \text{ ft}}{1} = 12 \text{ ft}$$

Again, we get an answer of 12 ft, just as we did originally. But in this case, we used a more formal procedure that is applicable to a variety of problems.

How many millimeters are in 14.66 m? To answer this, we need to construct a conversion factor between millimeters and meters and apply it correctly to the original quantity. We start with the definition of a millimeter, which is:

$$1 \text{ mm} = \frac{1}{1000 \text{ m}}$$

The 1/1000 is what the prefix *milli-* means. Most people are more comfortable working without fractions, so we will rewrite this equation by bringing the 1,000 into the numerator of the other side of the equation:

$$1000 \text{ mm} = 1 \text{ m}$$

Now we construct a conversion factor by dividing one quantity into both sides. But now a question arises: which quantity do we divide by? It turns out that we have two choices, and the two choices will give us different conversion factors, both of which equal 1:

$$\frac{1000 \text{ mm}}{1000 \text{ mm}} = \frac{1 \text{ m}}{1000 \text{ mm}}$$

or

$$\frac{1000 \text{ mm}}{1 \text{ m}} = \frac{1 \text{ m}}{1 \text{ m}}$$

$$1 = \frac{1 \text{ m}}{1000 \text{ mm}}$$

or

$$\frac{1000 \text{ mm}}{1 \text{ m}} = 1$$

Which conversion factor do we use? The answer is based on *what unit you want to get rid of in your initial quantity*. The original unit of our quantity is meters, which we want to convert to millimeters. Because the original unit is assumed to be in the numerator, to get rid of it, we want the meter unit in the *denominator*; then they will cancel. Therefore, we will use the second conversion factor. Canceling units and performing the mathematics, we get:

$$14.66 \text{ m} \times \frac{1000 \text{ mm}}{1 \text{ m}} = 14660 \text{ mm}$$

Note how *m* cancels, leaving *mm*, which is the unit of interest.

The ability to construct and apply proper conversion factors is a very powerful mathematical technique in chemistry. You need to master this technique if you are going to be successful in this and future courses.

✓ Example 2.5.1

- Convert 35.9 kL to liters.
- Convert 555 nm to meters.

Solution

- We will use the fact that 1 kL = 1,000 L. Of the two conversion factors that can be defined, the one that will work is 1000L/1kL. Applying this conversion factor, we get:

$$35.9 \text{ kL} \times \frac{1000 \text{ L}}{1 \text{ kL}} = 35,900 \text{ L}$$

- We will use the fact that 1 nm = 1/1,000,000,000 m, which we will rewrite as 1,000,000,000 nm = 1 m, or $10^9 \text{ nm} = 1 \text{ m}$. Of the two possible conversion factors, the appropriate one has the nm unit in the denominator:

$$\frac{1 \text{ m}}{10^9 \text{ nm}}$$

Applying this conversion factor, we get:

$$555 \text{ nm} \times \frac{1 \text{ m}}{10^9 \text{ nm}} = 0.000000555 \text{ m} = 5.55 \times 10^{-7} \text{ m}$$

In the final step, we expressed the answer in scientific notation.

? Exercise 2.5.1

- Convert 67.08 μL to liters.
- Convert 56.8 m to kilometers.

Answer a

$$6.708 \times 10^{-5} \text{ L}$$

Answer b

$$5.68 \times 10^{-2} \text{ km}$$

What if we have a derived unit that is the product of more than one unit, such as m^2 ? Suppose we want to convert square meters to square centimeters? The key is to remember that m^2 means $\text{m} \times \text{m}$, which means we have *two* meter units in our derived unit. That means we have to include *two* conversion factors, one for each unit. For example, to convert 17.6 m^2 to square centimeters, we perform the conversion as follows:

$$\begin{aligned} 17.6 \text{ m}^2 &= 17.6(\text{m} \times \text{m}) \times \frac{100 \text{ cm}}{1 \text{ m}} \times \frac{100 \text{ cm}}{1 \text{ m}} \\ &= 176000 \text{ cm} \times \text{cm} \\ &= 1.76 \times 10^5 \text{ cm}^2 \end{aligned} \tag{2.5.1}$$

✓ Example 2.5.2

How many cubic centimeters are in 0.883 m^3 ?

Solution

With an exponent of 3, we have three length units, so by extension we need to use three conversion factors between meters and centimeters. Thus, we have:

$$0.883 m^3 \times \frac{100 \text{ cm}}{1 \text{ m}} \times \frac{100 \text{ cm}}{1 \text{ m}} \times \frac{100 \text{ cm}}{1 \text{ m}} = 883000 \text{ cm}^3 = 8.83 \times 10^5 \text{ cm}^3$$

You should demonstrate to yourself that the three meter units do indeed cancel.

? Exercise 2.5.2

How many cubic millimeters are present in 0.0923 m^3 ?

Answer

$$9.23 \times 10^7 \text{ mm}^3$$

Suppose the unit you want to convert is in the denominator of a derived unit—what then? Then, in the conversion factor, the unit you want to remove must be in the *numerator*. This will cancel with the original unit in the denominator and introduce a new unit in the denominator. The following example illustrates this situation.

✓ Example 2.5.3

Convert 88.4 m/min to meters/second.

Solution

We want to change the unit in the denominator from minutes to seconds. Because there are 60 seconds in 1 minute ($60 \text{ s} = 1 \text{ min}$), we construct a conversion factor so that the unit we want to remove, minutes, is in the numerator: $1 \text{ min}/60 \text{ s}$. Apply and perform the math:

$$\frac{88.4 \text{ m}}{\text{min}} \times \frac{1 \text{ min}}{60 \text{ s}} = 1.47 \frac{\text{m}}{\text{s}}$$

Notice how the 88.4 automatically goes in the numerator. That's because any number can be thought of as being in the numerator of a fraction divided by 1.

? Exercise 2.5.3

Convert 0.203 m/min to meters/second.

Answer

$$0.00338 \text{ m/s}$$

or

$$3.38 \times 10^{-3} \text{ m/s}$$

Sometimes there will be a need to convert from one unit with one numerical prefix to another unit with a different numerical prefix. How do we handle those conversions? Well, you could memorize the conversion factors that interrelate all numerical prefixes. Or you can go the easier route: first convert the quantity to the base unit—the unit with no numerical prefix—using the definition of the original prefix. Then, convert the quantity in the base unit to the desired unit using the definition of the second prefix. You can do the conversion in two separate steps or as one long algebraic step. For example, to convert 2.77 kg to milligrams:

$$2.77 \text{ kg} \times \frac{1000 \text{ g}}{1 \text{ kg}} = 2770 \text{ g}$$

(convert to the base units of grams)

$$2770 \text{ g} \times \frac{1000 \text{ mg}}{1 \text{ g}} = 2770000 \text{ mg} = 2.77 \times 10^6 \text{ mg}$$

(convert to desired unit)

Alternatively, it can be done in a single multi-step process:

$$2.77 \text{ kg} \times \frac{1000 \text{ g}}{1 \text{ kg}} \times \frac{1000 \text{ mg}}{1 \text{ g}} = 2770000 \text{ mg}$$

$$= 2.77 \times 10^6 \text{ mg} \quad (2.5.2)$$

You get the same answer either way.

✓ Example 2.5.4

How many nanoseconds are in 368.09 μs ?

Solution

You can either do this as a one-step conversion from microseconds to nanoseconds or convert to the base unit first and then to the final desired unit. We will use the second method here, showing the two steps in a single line. Using the definitions of the prefixes *micro-* and *nano-*,

$$368.0 \mu\text{s} \times \frac{1 \text{ s}}{1000000 \mu\text{s}} \times \frac{1000000000}{1 \text{ s}} = 3.6809 \times 10^5 \text{ ns}$$

? Exercise 2.5.4

How many milliliters are in 607.8 kL?

Answer

$$6.078 \times 10^8 \text{ mL}$$

When considering the significant figures of a final numerical answer in a conversion, there is one important case where a number does not impact the number of significant figures in a final answer: the so-called **exact number**. An exact number is a number from a defined relationship, not a measured one. For example, the prefix *kilo-* means 1,000-*exactly* 1,000, no more or no less. Thus, in constructing the conversion factor:

$$\frac{1000 \text{ g}}{1 \text{ kg}}$$

neither the 1,000 nor the 1 enter into our consideration of significant figures. The numbers in the numerator and denominator are defined exactly by what the prefix *kilo-* means. Another way of thinking about it is that these numbers can be thought of as having an infinite number of significant figures, such as:

$$\frac{1000.0000000000 \dots \text{ g}}{1.0000000000 \dots \text{ kg}}$$

The other numbers in the calculation will determine the number of significant figures in the final answer.

✓ Example 2.5.5

A rectangular plot in a garden has the dimensions 36.7 cm by 128.8 cm. What is the area of the garden plot in square meters? Express your answer in the proper number of significant figures.

Solution

Area is defined as the product of the two dimensions, which we then have to convert to square meters, and express our final answer to the correct number of significant figures—which in this case will be three.

$$36.7 \text{ cm} \times 128.8 \text{ cm} \times \frac{1 \text{ m}}{100 \text{ cm}} \times \frac{1 \text{ m}}{100 \text{ cm}} = 0.472696 \text{ m}^2 = 0.473 \text{ m}^2$$

The 1 and 100 in the conversion factors do not affect the determination of significant figures because they are exact numbers, defined by the centi- prefix.

? Exercise 2.5.5

What is the volume of a block in cubic meters with the dimensions $2.1 \text{ cm} \times 34.0 \text{ cm} \times 118 \text{ cm}$?

Answer

0.0084 m^3

📌 Chemistry is Everywhere: The Gimli Glider

On July 23, 1983, an Air Canada Boeing 767 jet had to glide to an emergency landing at Gimli Industrial Park Airport in Gimli, Manitoba, because it unexpectedly ran out of fuel during flight. There was no loss of life in the course of the emergency landing, only some minor injuries associated in part with the evacuation of the craft after landing. For the remainder of its operational life (the plane was retired in 2008), the aircraft was nicknamed "the Gimli Glider."



The Gimli Glider is the Boeing 767 that ran out of fuel and glided to safety at Gimli Airport. The aircraft ran out of fuel because of confusion over the units used to express the amount of fuel. Source: Photo courtesy of Will F., (CC BY-SA 2.5; Aero Icarus).

The 767 took off from Montreal on its way to Ottawa, ultimately heading for Edmonton, Canada. About halfway through the flight, all the engines on the plane began to shut down because of a lack of fuel. When the final engine cut off, all electricity (which was generated by the engines) was lost; the plane became, essentially, a powerless glider. Captain Robert Pearson was an experienced glider pilot, although he had never flown a glider the size of a 767. First Officer Maurice Quintal quickly determined that the aircraft would not be able to make it to Winnipeg, the next large airport. He suggested his old Royal Air Force base at Gimli Station, one of whose runways was still being used as a community airport. Between the efforts of the pilots and the flight crew, they managed to get the airplane safely on the ground (although with buckled landing gear) and all passengers off safely.

What happened? At the time, Canada was transitioning from the older English system to the metric system. The Boeing 767s were the first aircraft whose gauges were calibrated in the metric system of units (liters and kilograms) rather than the English system of units (gallons and pounds). Thus, when the fuel gauge read 22,300, the gauge meant kilograms, but the ground crew mistakenly fueled the plane with 22,300 *pounds* of fuel. This ended up being just less than half of the fuel needed to make the trip, causing the engines to quit about halfway to Ottawa. Quick thinking and extraordinary skill saved the lives of 61 passengers and 8 crew members—an incident that would not have occurred if people were watching their units.

Key Takeaways

- Units can be converted to other units using the proper conversion factors.
- Conversion factors are constructed from equalities that relate two different units.
- Conversions can be a single step or multi-step.
- Unit conversion is a powerful mathematical technique in chemistry that must be mastered.
- Exact numbers do not affect the determination of significant figures.

This page titled [2.5: Converting Units](#) is shared under a [CC BY-NC-SA 3.0](#) license and was authored, remixed, and/or curated by [Theodore Chan](#) via [source content](#) that was edited to the style and standards of the LibreTexts platform.

- **2.5: Converting Units** by Anonymous is licensed [CC BY-NC-SA 3.0](#). Original source: <https://2012books.lardbucket.org/books/beginning-chemistry>.

2.6: Other Units - Temperature and Density

Learning Objective

- Learn about the various temperature scales that are commonly used in chemistry.
- Define density and use it as a conversion factor.

There are other units in chemistry that are important, and we will cover others over the course of the entire book. One of the fundamental quantities in science is temperature. Temperature is a measure of the average amount of energy of motion, or *kinetic energy*, a system contains. Temperatures are expressed using scales that use units called degrees, and there are several temperature scales in use. In the United States, the commonly used temperature scale is the *Fahrenheit scale* (symbolized by °F and spoken as "degrees Fahrenheit"). On this scale, the freezing point of liquid water (the temperature at which liquid water turns to solid ice) is 32°F, and the boiling point of water (the temperature at which liquid water turns to steam) is 212°F.

Science also uses other scales to express temperature. The Celsius scale (symbolized by °C and spoken as "degrees Celsius") is a temperature scale where 0°C is the freezing point of water and 100°C is the boiling point of water; the scale is divided into 100 divisions between these two landmarks and extended higher and lower. By comparing the Fahrenheit and Celsius scales, a conversion between the two scales can be determined:

$$^{\circ}\text{C} = (^{\circ}\text{F} - 32) \times \frac{5}{9} \quad (2.6.1)$$

$$^{\circ}\text{F} = (^{\circ}\text{C} \times \frac{9}{5}) + 32 \quad (2.6.2)$$

✓ Example 2.6.1: Conversions

- What is 98.6 °F in degrees Celsius?
- What is 25.0 °C in degrees Fahrenheit?

Solution

- Using Equation 2.6.1, we have

$$\begin{aligned} ^{\circ}\text{C} &= (98.6 - 32) \times \frac{5}{9} \\ &= 66.6 \times \frac{5}{9} \\ &= 37.0^{\circ}\text{C} \end{aligned}$$

- Using Equation 2.6.2, we have

$$\begin{aligned} ^{\circ}\text{F} &= \left(25.0 \times \frac{9}{5}\right) + 32 \\ &= 45.0 + 32 \\ &= 77.0^{\circ}\text{F} \end{aligned}$$

? Exercise 2.6.1

- Convert 0 °F to degrees Celsius.
- Convert 212 °C to degrees Fahrenheit.

Answer a

-17.8 °C

Answer b

414 °F

The fundamental unit of temperature (another fundamental unit of science, bringing us to four) in SI is the kelvin (K). The Kelvin temperature scale (note that the name of the scale capitalizes the word *Kelvin*, but the unit itself is lowercase) uses degrees that are the same size as the Celsius degree, but the numerical scale is shifted up by 273.15 units. That is, the conversion between the Kelvin and Celsius scales is as follows:

$$K = ^\circ C + 273.15$$

For most purposes, it is acceptable to use 273 instead of 273.15. Note that the Kelvin scale does not use the word *degrees*; a temperature of 295 K is spoken of as "two hundred ninety-five kelvins" and not "two hundred ninety-five degrees Kelvin."

The reason that the Kelvin scale is defined this way is because there exists a minimum possible temperature called absolute zero (zero kelvins). The Kelvin temperature scale is set so that 0 K is absolute zero, and temperature is counted upward from there. Normal room temperature is about 295 K, as seen in the following example.

✓ Example 2.6.2: Room Temperature

If normal room temperature is 72.0°F, what is room temperature in degrees Celsius and kelvin?

Solution

First, we use the formula to determine the temperature in degrees Celsius:

$$\begin{aligned} ^\circ C &= (72.0 - 32) \times \frac{5}{9} \\ &= 40.0 \times \frac{5}{9} \\ &= 22.2^\circ C \end{aligned}$$

Then we use the appropriate formula above to determine the temperature in the Kelvin scale:

$$\begin{aligned} K &= 22.2^\circ C + 273.15 \\ &= 295.4 K \end{aligned}$$

So, room temperature is about 295 K.

? Exercise 2.6.2

What is 98.6°F on the Kelvin scale?

Answer

310.2 K

Figure 2.6.1 compares the three temperature scales. Note that science uses the Celsius and Kelvin scales almost exclusively; virtually no practicing chemist expresses laboratory-measured temperatures with the Fahrenheit scale. In fact, the United States is one of the few countries in the world that still uses the Fahrenheit scale on a daily basis. The other two countries are Liberia and Myanmar (formerly Burma). People driving near the borders of Canada or Mexico may pick up local radio stations on the other side of the border that express the daily weather in degrees Celsius, so do not get confused by their weather reports.

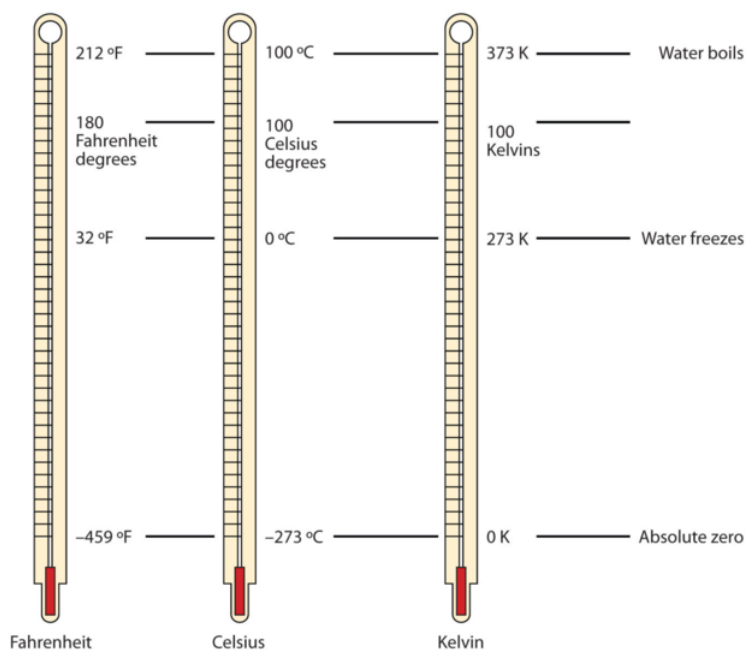


Figure 2.6.1: Fahrenheit, Celsius, and Kelvin Temperatures. A comparison of the three temperature scales.

Density

Density is a physical property that is defined as a substance's mass divided by its volume:

$$\text{density} = \frac{\text{mass}}{\text{volume}} \Rightarrow d = \frac{m}{v}$$

Density is usually a measured property of a substance, so its numerical value affects the significant figures in a calculation. Notice that density is defined in terms of two dissimilar units, mass and volume. That means that density overall has derived units, just like velocity. Common units for density include g/mL, g/cm³, g/L, kg/L, and even kg/m³. Densities for some common substances are listed in Table 2.6.1.

Table 2.6.1: Densities of Some Common Substances

Substance	Density (g/mL or g/cm ³)
water	1.0
gold	19.3
mercury	13.6
air	0.0012
cork	0.22–0.26
aluminum	2.7
iron	7.87

Because of how it is defined, density can act as a conversion factor for switching between units of mass and volume. For example, suppose you have a sample of aluminum that has a volume of 7.88 cm³. How can you determine what mass of aluminum you have without measuring it? You can use the volume to calculate it. If you multiply the given volume by the known density (from Table 2.6.1), the volume units will cancel and leave you with mass units, telling you the mass of the sample:

$$7.88 \text{ cm}^3 \times \frac{2.7 \text{ g}}{\text{cm}^3} = 21 \text{ g of aluminium}$$

where we have limited our answer to two significant figures.

✓ Example 2.6.3: Mercury

What is the mass of 44.6 mL of mercury?

Solution

Use the density from Table 2.6.1 "Densities of Some Common Substances" as a conversion factor to go from volume to mass:

$$44.6 \text{ mL} \times \frac{13.6 \text{ g}}{\text{mL}} = 607 \text{ g}$$

The mass of the mercury is 607 g.

? Exercise 2.6.3

What is the mass of 25.0 cm³ of iron?

Answer

197 g

Density can also be used as a conversion factor to convert mass to volume—but care must be taken. We have already demonstrated that the number that goes with density normally goes in the numerator when density is written as a fraction. Take the density of gold, for example:

$$d = 19.3 \text{ g/mL} = \frac{19.3 \text{ g}}{\text{mL}}$$

Although this was not previously pointed out, it can be assumed that there is a 1 in the denominator:

$$d = 19.3 \text{ g/mL} = \frac{19.3 \text{ g}}{\text{mL}}$$

That is, the density value tells us that we have 19.3 grams for every 1 milliliter of volume, and the 1 is an exact number. When we want to use density to convert from mass to volume, the numerator and denominator of density need to be switched—that is, we must take the *reciprocal* of the density. In so doing, we move not only the units, but also the numbers:

$$\frac{1}{d} = \frac{1 \text{ mL}}{19.3 \text{ g}}$$

This reciprocal density is still a useful conversion factor, but now the mass unit will cancel and the volume unit will be introduced. Thus, if we want to know the volume of 45.9 g of gold, we would set up the conversion as follows:

$$45.9 \text{ g} \times \frac{1 \text{ mL}}{19.3 \text{ g}} = 2.38 \text{ mL}$$

Note how the mass units cancel, leaving the volume unit, which is what we are looking for.

✓ Example 2.6.4: Calculating Volume from Density

A cork stopper from a bottle of wine has a mass of 3.78 g. If the density of cork is 0.22 g/cm³, what is the volume of the cork?

Solution

To use density as a conversion factor, we need to take the reciprocal so that the mass unit of density is in the denominator. Taking the reciprocal, we find:

$$\frac{1}{d} = \frac{1 \text{ cm}^3}{0.22 \text{ g}}$$

We can use this expression as the conversion factor. So

$$3.78 \text{ g} \times \frac{1 \text{ cm}^3}{0.22 \text{ g}} = 17.2 \text{ cm}^3$$

? Exercise 2.6.4

What is the volume of 3.78 g of gold?

Answer

0.196 cm³

Care must be used with density as a conversion factor. Make sure the mass units are the same, or the volume units are the same, before using density to convert to a different unit. Often, the unit of the given quantity must be first converted to the appropriate unit before applying density as a conversion factor.

📌 Food and Drink Application: Cooking Temperatures

Because degrees Fahrenheit is the common temperature scale in the United States, kitchen appliances, such as ovens, are calibrated in that scale. A cool oven may be only 150°F, while a cake may be baked at 350°F and a chicken roasted at 400°F. The broil setting on many ovens is 500°F, which is typically the highest temperature setting on a household oven.

People who live at high altitudes, typically 2,000 ft above sea level or higher, are sometimes urged to use slightly different cooking instructions on some products, such as cakes and bread, because water boils at a lower temperature the higher in altitude you go, meaning that foods cook slower. For example, in Cleveland water typically boils at 212°F (100°C), but in Denver, the Mile-High City, water boils at about 200°F (93.3°C), which can significantly lengthen cooking times. Good cooks need to be aware of this.



A meat thermometer with a dial. Notice the markings for Fahrenheit (outer scale) and Celsius (inner scale) temperatures. Recipes for cooking food in an oven can use very different numbers, depending on the country you're in. (CC BY2.0 [Bev Sykes](#))

At the other end is pressure cooking. A pressure cooker is a closed vessel that allows steam to build up additional pressure, which increases the temperature at which water boils. A good pressure cooker can get to temperatures as high as 252°F (122°C); at these temperatures, food cooks much faster than it normally would. Great care must be used with pressure cookers because of the high pressure and high temperature. (When a pressure cooker is used to sterilize medical instruments, it is called an *autoclave*.)

Other countries use the Celsius scale for everyday purposes. Therefore, oven dials in their kitchens are marked in degrees Celsius. It can be confusing for US cooks to use ovens abroad—a 425°F oven in the United States is equivalent to a 220°C oven in other countries. These days, many oven thermometers are marked with both temperature scales.

Key Takeaways

- Chemistry uses the Celsius and Kelvin scales to express temperatures.
- A temperature on the Kelvin scale is the Celsius temperature plus 273.15.
- The minimum possible temperature is absolute zero and is assigned 0 K on the Kelvin scale.
- Density relates the mass and volume of a substance.
- Density can be used to calculate volume from a given mass or mass from a given volume.

This page titled [2.6: Other Units - Temperature and Density](#) is shared under a [CC BY-NC-SA 3.0](#) license and was authored, remixed, and/or curated by [Theodore Chan](#) via [source content](#) that was edited to the style and standards of the LibreTexts platform.

- **2.6: Other Units - Temperature and Density** by Anonymous is licensed [CC BY-NC-SA 3.0](#). Original source: <https://2012books.lardbucket.org/books/beginning-chemistry>.

2.E: Measurements (Exercises)

2.1: Expressing Numbers

1. Express these numbers in scientific notation.

- a. 56.9
- b. 563,100
- c. 0.0804
- d. 0.00000667

2. Express these numbers in scientific notation.

- a. -890,000
- b. 602,000,000,000
- c. 0.0000004099
- d. 0.000000000000011

3. Express these numbers in scientific notation.

- a. 0.00656
- b. 65,600
- c. 4,567,000
- d. 0.000005507

4. Express these numbers in scientific notation.

- a. 65
- b. -321.09
- c. 0.000077099
- d. 0.000000000218

5. Express these numbers in standard notation.

- a. 1.381×10^5
- b. 5.22×10^{-7}
- c. 9.998×10^4

6. Express these numbers in standard notation.

- a. 7.11×10^{-2}
- b. 9.18×10^2
- c. 3.09×10^{-10}

7. Express these numbers in standard notation.

- a. 8.09×10^0
- b. 3.088×10^{-5}
- c. -4.239×10^2

8. Express these numbers in standard notation.

- a. 2.87×10^{-8}
- b. 1.78×10^{11}
- c. 1.381×10^{-23}

9. These numbers are not written in proper scientific notation. Rewrite them so that they are in proper scientific notation.

- a. 72.44×10^3
- b. $9,943 \times 10^{-5}$
- c. $588,399 \times 10^2$

10. These numbers are not written in proper scientific notation. Rewrite them so that they are in proper scientific notation.

-

- a. 0.000077×10^{-7}
- b. 0.000111×10^8
- c. $602,000 \times 10^{18}$

11. These numbers are not written in proper scientific notation. Rewrite them so that they are in proper scientific notation.

- a. 345.1×10^2
- b. 0.234×10^{-3}
- c. $1,800 \times 10^{-2}$

12. These numbers are not written in proper scientific notation. Rewrite them so that they are in proper scientific notation.

- a. $8,099 \times 10^{-8}$
- b. 34.5×10^0
- c. 0.000332×10^4

13. Write these numbers in scientific notation by counting the number of places the decimal point is moved.

- a. 123,456.78
- b. 98,490
- c. 0.000000445

14. Write these numbers in scientific notation by counting the number of places the decimal point is moved.

- a. 0.000552
- b. 1,987
- c. 0.00000000887

15. Use your calculator to evaluate these expressions. Express the final answer in proper scientific notation.

- a. $456 \times (7.4 \times 10^8) = ?$
- b. $(3.02 \times 10^5) \div (9.04 \times 10^{15}) = ?$
- c. $0.0044 \times 0.000833 = ?$

16. Use your calculator to evaluate these expressions. Express the final answer in proper scientific notation.

- a. $98,000 \times 23,000 = ?$
- b. $98,000 \div 23,000 = ?$
- c. $(4.6 \times 10^{-5}) \times (2.09 \times 10^3) = ?$

17. Use your calculator to evaluate these expressions. Express the final answer in proper scientific notation.

- a. $45 \times 132 \div 882 = ?$
- b. $[(6.37 \times 10^4) \times (8.44 \times 10^{-4})] \div (3.2209 \times 10^{15}) = ?$

18. Use your calculator to evaluate these expressions. Express the final answer in proper scientific notation.

- a. $(9.09 \times 10^8) \div [(6.33 \times 10^9) \times (4.066 \times 10^{-7})] = ?$
- b. $9,345 \times 34.866 \div 0.00665 = ?$

Answers

- 1.
 - a. 5.69×10^1
 - b. 5.631×10^5
 - c. 8.04×10^{-2}
 - d. 6.67×10^{-6}
- 3.
 - a. 6.56×10^{-3}
 - b. 6.56×10^4
 - c. 4.567×10^6
 - d. 5.507×10^{-6}
- 5.
 - a. 138,100
 - b. 0.000000522
 - c. 99,980

7. a. 8.09
b. 0.00003088
c. -423.9
9. a. 7.244×10^4
b. 9.943×10^{-2}
c. 5.88399×10^7
11. a. 3.451×10^4
b. 2.34×10^{-4}
c. 1.8×10^1
13. a. 1.2345678×10^5
b. 9.849×10^4
c. 4.45×10^{-7}
15. a. 3.3744×10^{11}
b. 3.3407×10^{-11}
c. 3.665×10^{-6}
17. a. 6.7346×10^0
b. 1.6691×10^{-14}

2.2: Expressing Units

1. Identify the unit in each quantity.

- 2 boxes of crayons
- 3.5 grams of gold

2. Identify the unit in each quantity.

- 32 oz of cheddar cheese
- 0.045 cm^3 of water

3. Identify the unit in each quantity.

- 9.58 s (the current world record in the 100 m dash)
- 6.14 m (the current world record in the pole vault)

4. Identify the unit in each quantity.

- 2 dozen eggs
- 2.4 km/s (the escape velocity of the moon, which is the velocity you need at the surface to escape the moon's gravity)

5. Indicate what multiplier each prefix represents.

- k
- m
- M

6. Indicate what multiplier each prefix represents.

- c
- G
- μ

7. Give the prefix that represents each multiplier.

- $1/1,000\text{th} \times$
- $1,000 \times$
- $1,000,000,000 \times$

8. Give the prefix that represents each multiplier.

- $1/1,000,000,000\text{th} \times$

- $1/100^{\text{th}} \times$
- $1,000,000 \times$

a. 9. Complete the following table with the missing information.

Table with Units on the right and Abbreviation on the left side. Missing units on the second and third rows on the right side of the table.
Missing abbreviations on the first and fourth rows on the left side of the table.

Unit	Abbreviation
kilosecond	
	mL
	Mg
centimeter	

b. 10. Complete the following table with the missing information.

Table with Units on the right and Abbreviation on the left side. Missing units on the third and fourth rows on the right side of the table.
Missing abbreviations on the first, second, and fifth row on the left side of the table.

Unit	Abbreviation
kilometer per second	
second	
	cm^3
	μL
nanosecond	

11. Express each quantity in a more appropriate unit. There may be more than one acceptable answer.

- $3.44 \times 10^{-6} \text{ s}$
- 3,500 L
- 0.045 m

12. Express each quantity in a more appropriate unit. There may be more than one acceptable answer.

- 0.000066 m/s (Hint: you need consider only the unit in the numerator.)
- $4.66 \times 10^6 \text{ s}$
- 7,654 L

13. Express each quantity in a more appropriate unit. There may be more than one acceptable answer.

- 43,600 mL
- 0.0000044 m
- 1,438 ms

14. Express each quantity in a more appropriate unit. There may be more than one acceptable answer.

- 0.000000345 m^3
- 47,000,000 mm^3
- 0.00665 L

15. Multiplicative prefixes are used for other units as well, such as computer memory. The basic unit of computer memory is the byte (b). What is the unit for one million bytes?

16. You may have heard the terms *microscale* or *nanoscale* to represent the sizes of small objects. What units of length do you think are useful at these scales? What fractions of the fundamental unit of length are these units?

17. Acceleration is defined as a change in velocity per time. Propose a unit for acceleration in terms of the fundamental SI units.

18. Density is defined as the mass of an object divided by its volume. Propose a unit of density in terms of the fundamental SI units.

Answers

1.
 - boxes of crayons
 - grams of gold
3.
 - seconds
 - meters
5.
 - 1,000 x
 - 1/1,000 x
 - 1,000,000 x
7.
 - milli-
 - kilo-
 - giga-
- 9.

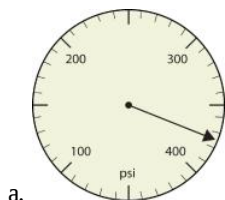
Table with Units on the right and Abbreviation on the left side.

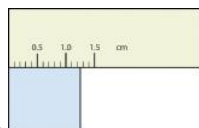
a. Unit	Abbreviation
a. kilosecond	a. ks
a. milliliter	a. mL
a. megagram	a. Mg
a. centimeter	a. cm

11.
 - 3.44 μs
 - 3.5 kL
 - 4.5 cm
13.
 - 43.6 mL
 - 4.4 m
 - 1.438 s
15. megabytes (Mb)
17. meters/second²

2.3: Significant Figures


1. Express each measurement to the correct number of significant figures.



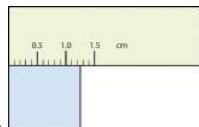


b.

2. Express each measurement to the correct number of significant figures.



a.



b.

3. How many significant figures do these numbers have?

- 23
- 23.0
- 0.00023
- 0.0002302

4. How many significant figures do these numbers have?

- 5.44×10^8
- 1.008×10^{-5}
- 43.09
- 0.0000001381

5. How many significant figures do these numbers have?

- 765,890
- 765,890.0
- 1.2000×10^5
- 0.0005060

6. How many significant figures do these numbers have?

- 0.009
- 0.0000009
- 65,444
- 65,040

7. Compute and express each answer with the proper number of significant figures, rounding as necessary.

- $56.0 + 3.44 = ?$
- $0.00665 + 1.004 = ?$
- $45.99 - 32.8 = ?$
- $45.99 - 32.8 + 75.02 = ?$

8. Compute and express each answer with the proper number of significant figures, rounding as necessary.

- $1.005 + 17.88 = ?$
- $56,700 - 324 = ?$
- $405,007 - 123.3 = ?$
- $55.5 + 66.66 - 77.777 = ?$

9. Compute and express each answer with the proper number of significant figures, rounding as necessary.

- $56.7 \times 66.99 = ?$

- $1.001 \div 77 = ?$
- $1.001 \div 77.0 = ?$
- $6.022 \times 1.89 = ?$

10. Compute and express each answer with the proper number of significant figures, rounding as necessary.

- $0.000440 \times 17.22 = ?$
- $203,000 \div 0.044 = ?$
- $67 \times 85.0 \times 0.0028 = ?$
- $999,999 \div 3,310 = ?$

11. Write the number 87,449 in scientific notation with four significant figures.

12. Write the number 306,000,000 in scientific notation to the proper number of significant figures.

13. Write the number 0.000066600 in scientific notation with five significant figures.

14. Write the number 0.0000558 in scientific notation with two significant figures.

15. Perform each calculation and limit each answer to three significant figures.

- $67,883 \times 0.004321 = ?$
- $(9.67 \times 10^3) \times 0.0055087 = ?$

16. Perform each calculation and limit each answer to four significant figures.

- $18,900 \times 76.33 \div 0.00336 = ?$
- $0.77604 \div 76,003 \times 8.888 = ?$

Answers

1.

a. 375 psi

b. 1.35 cm

3.

- two
- three
- two
- four

5.

- five
- seven
- five
- four

7.

- 59.4
- 1.011
- 13.2
- 88.2

9.

- 3.80×10^3
- 0.013
- 0.0130
- 11.4

11.

- 8.745×10^4

13.

- 6.6600×10^{-5}

15.

- 293
- 53.3

2.4: Converting Units

1. Write the two conversion factors that exist between the two given units.

- milliliters and liters
- microseconds and seconds
- kilometers and meters

2. Write the two conversion factors that exist between the two given units.

- kilograms and grams
- milliseconds and seconds
- centimeters and meters

3. Perform the following conversions.

- 5.4 km to meters
- 0.665 m to millimeters
- 0.665 m to kilometers

4. Perform the following conversions.

- 90.6 mL to liters
- 0.00066 ML to liters
- 750 L to kiloliters

5. Perform the following conversions.

- 17.8 μg to grams
- 7.22×10^2 kg to grams
- 0.00118 g to nanograms

6. Perform the following conversions.

- 833 ns to seconds
- 5.809 s to milliseconds
- 2.77×10^6 s to megaseconds

7. Perform the following conversions.

- 9.44 m^2 to square centimeters
- $3.44 \times 10^8 \text{ mm}^3$ to cubic meters

8. Perform the following conversions.

- 0.00444 cm^3 to cubic meters
- $8.11 \times 10^2 \text{ m}^2$ to square nanometers

9. Why would it be inappropriate to convert square centimeters to cubic meters?

10. Why would it be inappropriate to convert from cubic meters to cubic seconds?

11. Perform the following conversions.
 - a. 45.0 m/min to meters/second
 - b. 0.000444 m/s to micrometers/second
 - c. 60.0 km/h to kilometers/second
12. Perform the following conversions.
 - a. 3.4×10^2 cm/s to centimeters/minute
 - b. 26.6 mm/s to millimeters/hour
 - c. 13.7 kg/L to kilograms/milliliters
13. Perform the following conversions.
 - a. 0.674 kL to milliliters
 - b. 2.81×10^{12} mm to kilometers
 - c. 94.5 kg to milligrams
14. Perform the following conversions.
 - a. 6.79×10^{-6} kg to micrograms
 - b. 1.22 mL to kiloliters
 - c. 9.508×10^{-9} ks to milliseconds
15. Perform the following conversions.
 - a. 6.77×10^{14} ms to kiloseconds
 - b. 34,550,000 cm to kilometers
16. Perform the following conversions.
 - a. 4.701×10^{15} mL to kiloliters
 - b. 8.022×10^{-11} ks to microseconds
17. Perform the following conversions. Note that you will have to convert units in both the numerator and the denominator.
 - a. 88 ft/s to miles/hour (Hint: use 5,280 ft = 1 mi.)
 - b. 0.00667 km/h to meters/second
18. Perform the following conversions. Note that you will have to convert units in both the numerator and the denominator.
 - a. 3.88×10^2 mm/s to kilometers/hour
 - b. 1.004 kg/L to grams/milliliter
19. What is the area in square millimeters of a rectangle whose sides are 2.44 cm \times 6.077 cm? Express the answer to the proper number of significant figures.
20. What is the volume in cubic centimeters of a cube with sides of 0.774 m? Express the answer to the proper number of significant figures.
21. The formula for the area of a triangle is $\frac{1}{2} \times \text{base} \times \text{height}$. What is the area of a triangle in square centimeters if its base is 1.007 m and its height is 0.665 m? Express the answer to the proper number of significant figures.
22. The formula for the area of a triangle is $\frac{1}{2} \times \text{base} \times \text{height}$. What is the area of a triangle in square meters if its base is 166 mm and its height is 930.0 mm? Express the answer to the proper number of significant figures.

Answers

1.

a. $\frac{1000mL}{1L} \text{ and } \frac{1L}{1000mL}$

b.

$$\frac{1000000\mu s}{1s} \text{ and } \frac{1s}{1000000\mu s}$$

c.

$$\frac{1000m}{1km} \text{ and } \frac{1km}{1000m}$$

3. a. 5,400 m

b. 665 mm

c. 6.65×10^{-4} km

5. a. 1.78×10^{-5} g

b. 7.22×10^5 g

c. 1.18×10^6 ng

7.

a. 94,400 cm²

b. 0.344 m³

9.

a. One is a unit of area, and the other is a unit of volume.

11. a. 0.75 m/s

b. 444 μm/s

c. 1.666×10^{-2} km/s

- 1. 674,000 mL
- 2. 2.81×10^6 km
- 3. 9.45×10^7 mg

-
- 1. 6.77×10^8 ks
- 2. 345.5 km

-
- 1. 6.0×10^1 mi/h
- 2. 0.00185 m/s

-
- a. 1.48×10^3 mm²

b.

c. 3.35×10^3 cm²

2.5: Other Units - Temperature and Density

a. Perform the following conversions.

b. 255°F to degrees Celsius

c. -255°F to degrees Celsius

d. 50.0°C to degrees Fahrenheit

e. -50.0°C to degrees Fahrenheit

• a. Perform the following conversions.

• 1,065°C to degrees Fahrenheit

• -222°C to degrees Fahrenheit

• 400.0°F to degrees Celsius

• 200.0°F to degrees Celsius

- a. Perform the following conversions.
 - 100.0°C to kelvins
 - -100.0°C to kelvins
 - 100 K to degrees Celsius
 - 300 K to degrees Celsius
- a. Perform the following conversions.
 - 1,000.0 K to degrees Celsius
 - 50.0 K to degrees Celsius
 - 37.0°C to kelvins
 - -37.0°C to kelvins
- a. Convert 0 K to degrees Celsius. What is the significance of the temperature in degrees Celsius?
- b. Convert 0 K to degrees Fahrenheit. What is the significance of the temperature in degrees Fahrenheit?
- c. The hottest temperature ever recorded on the surface of the earth was 136°F in Libya in 1922. What is the temperature in degrees Celsius and in kelvins?
- d. The coldest temperature ever recorded on the surface of the earth was -128.6°F in Vostok, Antarctica, in 1983. What is the temperature in degrees Celsius and in kelvins?
- e. Give at least three possible units for density.
- f. What are the units when density is inverted? Give three examples.
- g. A sample of iron has a volume of 48.2 cm³. What is its mass?
- h. A sample of air has a volume of 1,015 mL. What is its mass?
- i. The volume of hydrogen used by the *Hindenburg*, the German airship that exploded in New Jersey in 1937, was 2.000×10^8 L. If hydrogen gas has a density of 0.0899 g/L, what mass of hydrogen was used by the airship?
- j. The volume of an Olympic-sized swimming pool is 2.50×10^9 cm³. If the pool is filled with alcohol ($d = 0.789$ g/cm³), what mass of alcohol is in the pool?
- k. A typical engagement ring has 0.77 cm³ of gold. What mass of gold is present?
- l. A typical mercury thermometer has 0.039 mL of mercury in it. What mass of mercury is in the thermometer?
- m. What is the volume of 100.0 g of lead if lead has a density of 11.34 g/cm³?
- n. What is the volume of 255.0 g of uranium if uranium has a density of 19.05 g/cm³?
- o. What is the volume in liters of 222 g of neon if neon has a density of 0.900 g/L?
- p. What is the volume in liters of 20.5 g of sulfur hexafluoride if sulfur hexafluoride has a density of 6.164 g/L?
- 17. Which has the greater volume, 100.0 g of iron ($d = 7.87$ g/cm³) or 75.0 g of gold ($d = 19.3$ g/cm³)?
- 18. Which has the greater volume, 100.0 g of hydrogen gas ($d = 0.0000899$ g/cm³) or 25.0 g of argon gas ($d = 0.00178$ g/cm³)?

Answers

1. 124°C
 2. -159°C
 3. 122°F
 4. -58°F
- - 1. 373 K
 - 2. 173 K
 - 3. -173°C
 - 4. 27°C
 -
 - a. -273°C. This is the lowest possible temperature in degrees Celsius.

- b.
- c. 57.8°C; 331 K
- d.
- e. g/mL, g/L, and kg/L (answers will vary)
- f.
- g. 379 g
- h.
- i. 1.80×10^7 g
- j.
- k. 15 g
- l.
- m. 8.818 cm³
- n.
- o. 247 L
- p.
- q. The 100.0 g of iron has the greater volume

Additional Exercises

- a. Evaluate $0.00000000552 \times 0.000000006188$ and express the answer in scientific notation. You may have to rewrite the original numbers in scientific notation first.
- b. Evaluate $333,999,500,000 \div 0.0000000003396$ and express the answer in scientific notation. You may need to rewrite the original numbers in scientific notation first.
- c. Express the number 6.022×10^{23} in standard notation.
- d. Express the number 6.626×10^{-34} in standard notation.
- e. When powers of 10 are multiplied together, the powers are added together. For example, $10^2 \times 10^3 = 10^{2+3} = 10^5$. With this in mind, can you evaluate $(4.506 \times 10^4) \times (1.003 \times 10^2)$ without entering scientific notation into your calculator?
- f. When powers of 10 are divided into each other, the bottom exponent is subtracted from the top exponent. For example, $10^5/10^3 = 10^{5-3} = 10^2$. With this in mind, can you evaluate $(8.552 \times 10^6) \div (3.129 \times 10^3)$ without entering scientific notation into your calculator?
- g. Consider the quantity two dozen eggs. Is the number in this quantity "two" or "two dozen"? Justify your choice.
- h. Consider the quantity two dozen eggs. Is the unit in this quantity "eggs" or "dozen eggs"? Justify your choice.
- i. Fill in the blank: 1 km = _____ μm .
- j. Fill in the blank: 1 Ms = _____ ns.
- k. Fill in the blank: 1 cL = _____ ML.
- l. Fill in the blank: 1 mg = _____ kg.
- m. Express 67.3 km/h in meters/second.
- n. Express 0.00444 m/s in kilometers/hour.
- o. Using the idea that 1.602 km = 1.000 mi, convert a speed of 60.0 mi/h into kilometers/hour.
- p. Using the idea that 1.602 km = 1.000 mi, convert a speed of 60.0 km/h into miles/hour.
- q. Convert 52.09 km/h into meters/second.

- r. Convert 2.155 m/s into kilometers/hour.
 - s. Use the formulas for converting degrees Fahrenheit into degrees Celsius to determine the relative size of the Fahrenheit degree over the Celsius degree.
 - t. Use the formulas for converting degrees Celsius into kelvins to determine the relative size of the Celsius degree over kelvins.
 - u. What is the mass of 12.67 L of mercury?
 - v. What is the mass of 0.663 m^3 of air?
 - w. What is the volume of 2.884 kg of gold?
 - x. What is the volume of 40.99 kg of cork? Assume a density of 0.22 g/cm^3 .
-
- a. 3.42×10^{-18}
 - b.
 - c. 602,200,000,000,000,000,000,000
 - d.
 - e. 4.520×10^6
 - f.
 - g. The quantity is two; dozen is the unit.
 - h.
 - i. 1,000,000,000
 - j.
 - k. $1/100,000,000$
 - l.
 - m. 18.7 m/s
 - n.
 - o. 96.1 km/h
 - p.
 - q. 14.47 m/s
 - r.
 - s. One Fahrenheit degree is nine-fifths the size of a Celsius degree.
 - t.
 - u. $1.72 \times 10^5 \text{ g}$
 - v.
 - w. 149 mL

This page titled [2.E: Measurements \(Exercises\)](#) is shared under a [CC BY-NC-SA 3.0](#) license and was authored, remixed, and/or curated by [Theodore Chan](#) via [source content](#) that was edited to the style and standards of the LibreTexts platform.

- [2.E: Measurements \(Exercises\)](#) by Anonymous is licensed [CC BY-NC-SA 3.0](#). Original source: <https://2012books.lardbucket.org/books/beginning-chemistry>.

CHAPTER OVERVIEW

3: Atoms

The basic building block of all matter is the atom. Curiously, the idea of atoms was first proposed in the fifth century BCE, when the Greek philosophers Leucippus and Democritus proposed their existence in a surprisingly modern fashion. However, their ideas never took hold among their contemporaries, and it wasn't until the early 1800s that evidence amassed to make scientists reconsider the idea. Today, the concept of the atom is central to the study of matter.

[3.1: Prelude to Atoms](#)

[3.2: Atomic Theory](#)

[3.3: Masses of Atoms and Molecules](#)

[3.4: Periodic Law](#)

[3.4.1: Modern Periodic Table- Periods and Groups](#)

[3.5: Metals](#)

[3.6: Nonmetals](#)

[3.7: Metalloids](#)

[3.E: Atoms \(Exercises\)](#)

This page titled [3: Atoms](#) is shared under a [CC BY-NC-SA 3.0](#) license and was authored, remixed, and/or curated by [Theodore Chan](#) via [source content](#) that was edited to the style and standards of the LibreTexts platform.

3.1: Prelude to Atoms

Although not an SI unit, the angstrom (Å) is a useful unit of length. It is one ten-billionth of a meter, or 10^{-10} m. Why is it a useful unit? The ultimate particles that compose all matter are about 10^{-10} m in size, or about 1 Å. This makes the angstrom a natural—though not approved—unit for describing these particles.

The angstrom unit is named after Anders Jonas Ångström, a nineteenth-century Swedish physicist. Ångström's research dealt with light being emitted by glowing objects, including the sun. Ångström studied the brightness of the different colors of light that the sun emitted and was able to deduce that the sun is composed of the same kinds of matter that are present on the earth. By extension, we now know that all matter throughout the universe is similar to the matter that exists on our own planet.



Anders Jonas Ångstrom, a Swedish physicist, studied the light coming from the sun. His contributions to science were sufficient to have a tiny unit of length named after him, the angstrom, which is one ten-billionth of a meter.

Source: Photo of the sun courtesy of NASA's Solar Dynamics Observatory.

This page titled 3.1: Prelude to Atoms is shared under a [CC BY-NC-SA 3.0](#) license and was authored, remixed, and/or curated by [Theodore Chan](#) via [source content](#) that was edited to the style and standards of the LibreTexts platform.

- **3.1: Prelude to Atoms, Molecules, and Ions** by Anonymous is licensed [CC BY-NC-SA 3.0](#). Original source: <https://2012books.lardbucket.org/books/beginning-chemistry>.

3.2: Atomic Theory

Learning Objectives

- State the modern atomic theory.
- Learn how atoms are constructed.

The smallest piece of an element that maintains the identity of that element is called an atom. Individual atoms are extremely small. It would take about fifty million atoms in a row to make a line that is 1 cm long. The period at the end of a printed sentence has several million atoms in it. Atoms are so small that it is difficult to believe that all matter is made from atoms—but it is.

The concept that atoms play a fundamental role in chemistry is formalized by the modern atomic theory, first stated by John Dalton, an English scientist, in 1808. It consists of three parts:

1. All matter is composed of atoms.
2. Atoms of the same element are the same; atoms of different elements are different.
3. Atoms combine in whole-number ratios to form compounds.

These concepts form the basis of chemistry. Although the word *atom* comes from a Greek word that means "indivisible," we understand now that atoms themselves are composed of smaller parts called *subatomic particles*. The first part to be discovered was the electron, a tiny subatomic particle with a negative charge. It is often represented as e^- , with the right superscript showing the negative charge. Later, two larger particles were discovered. The proton is a more massive (but still tiny) subatomic particle with a positive charge, represented as p^+ . The neutron is a subatomic particle with about the same mass as a proton, but no charge. It is represented as either n or n^0 . We now know that all atoms of all elements are composed of electrons, protons, and (with one exception) neutrons. Table 3.2.1 summarizes the properties of these three subatomic particles.

Table 3.2.1: Properties of the Three Subatomic Particles

Name	Symbol	Mass (approx.; kg)	Charge
Proton	p^+	1.6×10^{-27}	1+
Neutron	n, n^0	1.6×10^{-27}	none
Electron	e^-	9.1×10^{-31}	1-

How are these particles arranged in atoms? They are not arranged at random. Experiments by Ernest Rutherford in England in the 1910s pointed to a nuclear model with atoms that has the protons and neutrons in a central nucleus with the electrons in orbit about the nucleus. The relatively massive protons and neutrons are collected in the center of an atom, in a region called the nucleus of the atom (plural *nuclei*). The electrons are outside the nucleus and spend their time orbiting in space about the nucleus. (Figure 3.2.1).

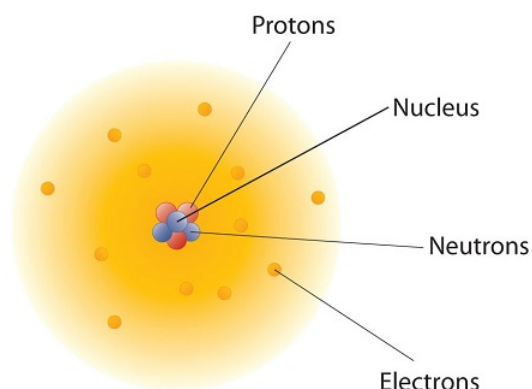


Figure 3.2.1: The Structure of the Atom. Atoms have protons and neutrons in the center, making the nucleus, while the electrons orbit the nucleus.

The modern atomic theory states that atoms of one element are the same, while atoms of different elements are different. What makes atoms of different elements different? The fundamental characteristic that all atoms of the same element share is the *number*

of protons. All atoms of hydrogen have one and only one proton in the nucleus; all atoms of iron have 26 protons in the nucleus. This number of protons is so important to the identity of an atom that it is called the atomic number. The number of protons in an atom is the atomic number of the element. Thus, hydrogen has an atomic number of 1, while iron has an atomic number of 26. Each element has its own characteristic atomic number.

Atoms of the same element can have different numbers of neutrons, however. Atoms of the same element (i.e., atoms with the same number of protons) with different numbers of neutrons are called isotopes. Most naturally occurring elements exist as isotopes. For example, most hydrogen atoms have a single proton in their nucleus. However, a small number (about one in a million) of hydrogen atoms have a proton and a neutron in their nuclei. This particular isotope of hydrogen is called deuterium. A very rare form of hydrogen has one proton and two neutrons in the nucleus; this isotope of hydrogen is called tritium. The sum of the number of protons and neutrons in the nucleus is called the mass number of the isotope.

Neutral atoms have the same number of electrons as they have protons, so their overall charge is zero. However, as we shall see later, this will not always be the case.

✓ Example 3.2.1

- The most common carbon atoms have six protons and six neutrons in their nuclei. What are the atomic number and the mass number of these carbon atoms?
- An isotope of uranium has an atomic number of 92 and a mass number of 235. What are the number of protons and neutrons in the nucleus of this atom?

Solution

- If a carbon atom has six protons in its nucleus, its atomic number is 6. If it also has six neutrons in the nucleus, then the mass number is $6 + 6$, or 12.
- If the atomic number of uranium is 92, then that is the number of protons in the nucleus. Because the mass number is 235, then the number of neutrons in the nucleus is $235 - 92$, or 143.

? Exercise 3.2.1

The number of protons in the nucleus of a tin atom is 50, while the number of neutrons in the nucleus is 68. What are the atomic number and the mass number of this isotope?

Answer

Atomic number = 50, mass number = 118

When referring to an atom, we simply use the element's name: the term *sodium* refers to the element as well as an atom of sodium. But it can be unwieldy to use the name of elements all the time. Instead, chemistry defines a symbol for each element. The atomic symbol is a one- or two-letter representation of the name of an element. By convention, the first letter of an element's symbol is always capitalized, while the second letter (if present) is lowercase. Thus, the symbol for hydrogen is H, the symbol for sodium is Na, and the symbol for nickel is Ni. Most symbols come from the English name of the element, although some symbols come from an element's Latin name. (The symbol for sodium, Na, comes from its Latin name, *natrium*.) Table 3.2.2 lists some common elements and their symbols. You should memorize the symbols in Table 3.2.2, as this is how we will be representing elements throughout chemistry.

Table 3.2.2: Names and Symbols of Common Elements

Element Name	Symbol	Element Name	Symbol
Aluminum	Al	Mercury	Hg
Argon	Ar	Molybdenum	Mo
Arsenic	As	Neon	Ne
Barium	Ba	Nickel	Ni
Beryllium	Be	Nitrogen	N

Element Name	Symbol	Element Name	Symbol
Bismuth	Bi	Oxygen	O
Boron	B	Palladium	Pd
Bromine	Br	Phosphorus	P
Calcium	Ca	Platinum	Pt
Carbon	C	Potassium	K
Chlorine	Cl	Radium	Ra
Chromium	Cr	Radon	Rn
Cobalt	Co	Rubidium	Rb
Copper	Cu	Scandium	Sc
Fluorine	F	Selenium	Se
Gallium	Ga	Silicon	Si
Germanium	Ge	Silver	Ag
Gold	Au	Sodium	Na
Helium	He	Strontium	Sr
Hydrogen	H	Sulfur	S
Iodine	I	Tantalum	Ta
Iridium	Ir	Tin	Sn
Iron	Fe	Titanium	Ti
Krypton	Kr	Tungsten	W
Lead	Pb	Uranium	U
Lithium	Li	Xenon	Xe
Magnesium	Mg	Zinc	Zn
Manganese	Mn	Zirconium	Zr

The elements are grouped together in a special chart called the periodic table of all the elements. A simple periodic table is shown in Figure 3.2.2, while one may view a more extensive periodic table from another source. The elements on the periodic table are listed in order of ascending atomic number. The periodic table has a special shape that will become important to us when we consider the organization of electrons in atoms (Chapter 8). One immediate use of the periodic table helps us identify metals and nonmetals. Nonmetals are in the upper right-hand corner of the periodic table, on one side of the heavy line splitting the right-side part of the chart. All other elements are metals.

58 Ce 140.116	59 Pr 140.50765	60 Nd 144.24	61 Pm (145)	62 Sm 150.36	63 Eu 151.964	64 Gd 157.25	65 Tb 158.92534	66 Dy 162.50	67 Ho 164.93032	68 Er 167.26	69 Tm 168.93421	70 Yb 173.04	71 Lu 174.967
90 Th 232.0381	91 Pa 231.035888	92 U 238.0289	93 Np (237)	94 Pu (244)	95 Am (243)	96 Cm (247)	97 Bk (247)	98 Cf (251)	99 Es (252)	100 Fm (257)	101 Md (258)	102 No (259)	103 Lr (262)

There is an easy way to represent isotopes using the atomic symbols. We use the construction:

$$\frac{A}{Z}X$$

where X is the symbol of the element, A is the mass number, and Z is the atomic number. Thus, for the isotope of carbon that has 6 protons and 6 neutrons, the symbol is:



where C is the symbol for the element, 6 represents the atomic number, and 12 represents the mass number.

✓ Example 3.2.2

- a. What is the symbol for an isotope of uranium that has an atomic number of 92 and a mass number of 235?
b. How many protons and neutrons are in ${}^{56}_{26}\text{Fe}$

Solution

- The symbol for this isotope is ${}^{235}_{92}\text{U}$
- This iron atom has 26 protons and $56 - 26 = 30$ neutrons.

? Exercise 3.2.2

How many protons are in ${}_{11}^{23}\text{Na}$

Answer

11 protons

It is also common to state the mass number after the name of an element to indicate a particular isotope. *Carbon-12* represents an isotope of carbon with 6 protons and 6 neutrons, while *uranium-238* is an isotope of uranium that has 146 neutrons.

Key Takeaways

- Chemistry is based on the modern atomic theory, which states that all matter is composed of atoms.
- Atoms themselves are composed of protons, neutrons, and electrons.
- Each element has its own atomic number, which is equal to the number of protons in its nucleus.
- Isotopes of an element contain different numbers of neutrons.
- Elements are represented by an atomic symbol.
- The periodic table is a chart that organizes all the elements.

This page titled [3.2: Atomic Theory](#) is shared under a [CC BY-NC-SA 3.0](#) license and was authored, remixed, and/or curated by [Theodore Chan](#) via [source content](#) that was edited to the style and standards of the LibreTexts platform.

- [3.2: Atomic Theory](#) by Anonymous is licensed [CC BY-NC-SA 3.0](#). Original source: <https://2012books.lardbucket.org/books/beginning-chemistry/>.

3.3: Masses of Atoms and Molecules

Learning Objective

- Express the masses of atoms and molecules.

Because matter is defined as anything that has mass and takes up space, it should not be surprising to learn that atoms and molecules have mass.

Individual atoms and molecules, however, are very small, and the masses of individual atoms and molecules are also very small. For macroscopic objects, we use units such as grams and kilograms to state their masses, but these units are much too big to comfortably describe the masses of individual atoms and molecules. Another scale is needed.

Atomic Mass Unit

The atomic mass unit (u; some texts use amu, but this older style is no longer accepted) is defined as one-twelfth of the mass of a carbon-12 atom, an isotope of carbon that has six protons and six neutrons in its nucleus. By this scale, the mass of a proton is 1.00728 u, the mass of a neutron is 1.00866 u, and the mass of an electron is 0.000549 u. There will not be much error if you estimate the mass of an atom by simply counting the total number of protons and neutrons in the nucleus (i.e., identify its mass number) and ignore the electrons. Thus, the mass of carbon-12 is about 12 u, the mass of oxygen-16 is about 16 u, and the mass of uranium-238 is about 238 u. More exact masses are found in scientific references—for example, the exact mass of uranium-238 is 238.050788 u, so you can see that we are not far off by using the whole-number value as the mass of the atom.

What is the mass of an element? This is somewhat more complicated because most elements exist as a mixture of isotopes, each of which has its own mass. Thus, although it is easy to speak of the mass of an atom, when talking about the mass of an element, we must take the isotopic mixture into account.

Atomic Mass

The atomic mass of an element is a weighted average of the masses of the isotopes that compose an element. What do we mean by a weighted average? Well, consider an element that consists of two isotopes, 50% with mass 10 u and 50% with mass 11 u. A weighted average is found by multiplying each mass by its fractional occurrence (in decimal form) and then adding all the products. The sum is the weighted average and serves as the formal atomic mass of the element. In this example, we have the following:

$0.50 \times 10 \text{ u}$	$= 5.0 \text{ u}$
$0.50 \times 11 \text{ u}$	$= 5.5 \text{ u}$
Sum	$= 10.5 \text{ u} = \text{the atomic mass of our element}$

Note that no atom in our hypothetical element has a mass of 10.5 u; rather, that is the average mass of the atoms, weighted by their percent occurrence.

This example is similar to a real element. Boron exists as about 20% boron-10 (five protons and five neutrons in the nuclei) and about 80% boron-11 (five protons and six neutrons in the nuclei). The atomic mass of boron is calculated similarly to what we did for our hypothetical example, but the percentages are different:

$0.20 \times 10 \text{ u}$	$= 2.0 \text{ u}$
$0.80 \times 11 \text{ u}$	$= 8.8 \text{ u}$
Sum	$= 10.8 \text{ u} = \text{the atomic mass of boron}$

Thus, we use 10.8 u for the atomic mass of boron.

Virtually all elements exist as mixtures of isotopes, so atomic masses may vary significantly from whole numbers. Table 3.3.1 lists the atomic masses of some elements. The atomic masses in Table 3.3.1 are listed to three decimal places where possible, but in most cases, only one or two decimal places are needed. Note that many of the atomic masses, especially the larger ones, are not

very close to whole numbers. This is, in part, the effect of an increasing number of isotopes as the atoms increase in size. (The record number is 10 isotopes for tin.)

Table 3.3.1: Selected Atomic Masses of Some Elements

Element Name	Atomic Mass (u)	Element Name	Atomic Mass (u)
Aluminum	26.981	Molybdenum	95.94
Argon	39.948	Neon	20.180
Arsenic	74.922	Nickel	58.693
Barium	137.327	Nitrogen	14.007
Beryllium	9.012	Oxygen	15.999
Bismuth	208.980	Palladium	106.42
Boron	10.811	Phosphorus	30.974
Bromine	79.904	Platinum	195.084
Calcium	40.078	Potassium	39.098
Carbon	12.011	Radium	n/a
Chlorine	35.453	Radon	n/a
Cobalt	58.933	Rubidium	85.468
Copper	63.546	Scandium	44.956
Fluorine	18.998	Selenium	78.96
Gallium	69.723	Silicon	28.086
Germanium	72.64	Silver	107.868
Gold	196.967	Sodium	22.990
Helium	4.003	Strontium	87.62
Hydrogen	1.008	Sulfur	32.065
Iodine	126.904	Tantalum	180.948
Iridium	192.217	Tin	118.710
Iron	55.845	Titanium	47.867
Krypton	83.798	Tungsten	183.84
Lead	207.2	Uranium	238.029
Lithium	6.941	Xenon	131.293
Magnesium	24.305	Zinc	65.409
Manganese	54.938	Zirconium	91.224
Mercury	200.59	Molybdenum	95.94

Note: Atomic mass is given to three decimal places, if known.

Molecular Mass

Now that we understand that atoms have mass, it is easy to extend the concept to the mass of molecules. The molecular mass is the sum of the masses of the atoms in a molecule. This may seem like a trivial extension of the concept, but it is important to count the

number of each type of atom in the molecular formula. Also, although each atom in a molecule is a particular isotope, we use the weighted average, or atomic mass, for each atom in the molecule.

For example, if we were to determine the molecular mass of dinitrogen trioxide, N_2O_3 , we would need to add the atomic mass of nitrogen two times with the atomic mass of oxygen three times:

2 N masses = $2 \times 14.007 \text{ u}$	= 28.014 u
3 O masses = $3 \times 15.999 \text{ u}$	= 47.997 u
Total	= 76.011 u = the molecular mass of N_2O_3

We would not be far off if we limited our numbers to one or even two decimal places.

✓ Example 3.3.1

What is the molecular mass of each substance?

- NBr_3
- C_2H_6

Solution

Add one atomic mass of nitrogen and three atomic masses of bromine:

Solutions to Example 3.4.1

1 N mass	= 14.007 u
3 Br masses = $3 \times 79.904 \text{ u}$	= 239.712 u
Total	= 253.719 u = the molecular mass of NBr_3

Add two atomic masses of carbon and six atomic masses of hydrogen:

Solutions to Example 3.4.1

2 C masses = $2 \times 12.011 \text{ u}$	= 24.022 u
6 H masses = $6 \times 1.008 \text{ u}$	= 6.048 u
Total	= 30.070 u = the molecular mass of C_2H_6

The compound C_2H_6 also has a common name—ethane.

? Exercise 3.3.1

What is the molecular mass of each substance?

- SO_2
- (PF_3)

Answer a

64.063 u

Answer b

87.968 u

✓ Chemistry is Everywhere: Sulfur Hexafluoride

On March 20, 1995, the Japanese terrorist group Aum Shinrikyo (Sanskrit for "Supreme Truth") released some sarin gas in the Tokyo subway system; twelve people were killed, and thousands were injured (Figure 3.3.2a). Sarin (molecular formula $C_4H_{10}FPO_2$) is a nerve toxin that was first synthesized in 1938. It is regarded as one of the most deadly toxins known, estimated to be about 500 times more potent than cyanide. Scientists and engineers who study the spread of chemical weapons such as sarin (yes, there are such scientists) would like to have a similar less dangerous chemical to study, indeed one that is nontoxic, so they are not at risk themselves.

Sulfur hexafluoride is used as a model compound for sarin. SF_6 (a molecular model of which is shown Figure 3.3.2b) has a similar molecular mass (about 146 u) as sarin (about 140 u), so it has similar physical properties in the vapor phase. Sulfur hexafluoride is also very easy to accurately detect, even at low levels, and it is not a normal part of the atmosphere, so there is little potential for contamination from natural sources. Consequently, SF_6 is also used as an aerial tracer for ventilation systems in buildings. It is nontoxic and very chemically inert, so workers do not have to take special precautions other than watching for asphyxiation.

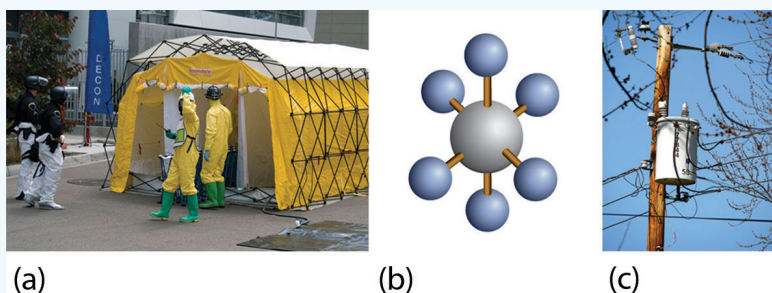


Figure 3.3.2: Sarin and Sulfur Hexafluoride © Thinkstock. (a) Properly protected workers clear out the Tokyo subway after the nerve toxin sarin was released. (b) A molecular model of SF_6 . (c) A high-voltage electrical switchgear assembly that would be filled with SF_6 as a spark suppressant.

Sulfur hexafluoride also has another interesting use: a spark suppressant in high-voltage electrical equipment. High-pressure SF_6 gas is used in place of older oils that may have contaminants that are not environmentally friendly (Figure 3.3.2c).

Key Takeaways

- The atomic mass unit (u) is a unit that describes the masses of individual atoms and molecules.
- The atomic mass is the weighted average of the masses of all isotopes of an element.
- The molecular mass is the sum of the masses of the atoms in a molecule.

This page titled [3.3: Masses of Atoms and Molecules](#) is shared under a [CC BY-NC-SA 3.0](#) license and was authored, remixed, and/or curated by Theodore Chan via [source content](#) that was edited to the style and standards of the LibreTexts platform.

- [3.4: Masses of Atoms and Molecules](#) by Anonymous is licensed [CC BY-NC-SA 3.0](#). Original source: <https://2012books.lardbucket.org/books/beginning-chemistry>.

3.4: Periodic Law



Figure 3.4.1: Copy and Paste Caption here. (Credit: Christopher Fynn; Source: [Flickr, Mysore - Fruit vendor](#)(opens in new window) [www.flickr.com]; License: CC-BY 2.0)

How are these items related to one another?

We have all enjoyed looking around a market for delicious foods to eat later at home. When you get to the market you know you need to get fruits, vegetables and grains to ensure you eat a balanced diet. In the market, these items are all grouped together to make it easier to find the type of fruit, vegetable or grain you are looking for; it would be inconvenient if the different fruits were all scattered in different places. The periodic table is organized in a similar way, ensuring similar elements are found in the same group or period.

The Periodic Law

When Mendeleev put his periodic table together, nobody knew about the existence of the nucleus. It was not until 1911 that Rutherford conducted his gold foil experiment that demonstrated the presence of the nucleus in the atom. Just two years later, in 1913, English physicist Henry Moseley (1887-1915) examined x-ray spectra of a number of chemical elements. He would shoot x-rays through crystals of the element and study the wavelengths of the radiation that he detected. Moseley found that there was a relationship between wavelength and atomic number. His results led to the definition of atomic number as the number of protons contained in the nucleus of each atom. He then realized that the elements of the periodic table should be arranged in order of increasing atomic number, rather than increasing atomic mass.

Group →	1	2	3	4	5	6	7	8	9	10	11	12	13	14	15	16	17	18
↓ Period																		
1	1 H																	2 He
2	3 Li	4 Be											5 B	6 C	7 N	8 O	9 F	10 Ne
3	11 Na	12 Mg											13 Al	14 Si	15 P	16 S	17 Cl	18 Ar
4	19 K	20 Ca	21 Sc	22 Ti	23 V	24 Cr	25 Mn	26 Fe	27 Co	28 Ni	29 Cu	30 Zn	31 Ga	32 Ge	33 As	34 Se	35 Br	36 Kr
5	37 Rb	38 Sr	39 Y	40 Zr	41 Nb	42 Mo	43 Tc	44 Ru	45 Rh	46 Pd	47 Ag	48 Cd	49 In	50 Sn	51 Sb	52 Te	53 I	54 Xe
6	55 Cs	56 Ba		72 Hf	73 Ta	74 W	75 Re	76 Os	77 Ir	78 Pt	79 Au	80 Hg	81 Tl	82 Pb	83 Bi	84 Po	85 At	86 Rn
7	87 Fr	88 Ra		104 Rf	105 Db	106 Sg	107 Bh	108 Hs	109 Mt	110 Ds	111 Rg	112 Cn	113 Nh	114 Fl	115 Uup	116 Uuq	117 Uus	118 Uuo
Lanthanides																		
	57 La	58 Ce	59 Pr	60 Nd	61 Pm	62 Sm	63 Eu	64 Gd	65 Tb	66 Dy	67 Ho	68 Er	69 Tm	70 Yb	71 Lu			
Actinides																		
	89 Ac	90 Th	91 Pa	92 U	93 Np	94 Pu	95 Am	96 Cm	97 Bk	98 Cf	99 Es	100 Fm	101 Md	102 No	103 Lr			

Figure 3.4.2 (Credit: User:Cepheus/Wikimedia Commons; Source: [Commons Wikimedia, Periodic Table](#)(opens in new window) [commons.wikimedia.org]; License: Public Domain)

When ordered by atomic number, the discrepancies within Mendeleev's table disappeared. Tellurium has an atomic number of 52, while iodine has an atomic number of 53. So even though tellurium does indeed have a greater atomic mass than iodine, it is properly placed before iodine in the periodic table. Mendeleev and Moseley are credited with being most responsible for the modern **periodic law**: When elements are arranged in order of increasing atomic number, there is a periodic repetition of their chemical and physical properties. The result is the periodic table as we know it today. Each new horizontal row of the periodic table corresponds to the beginning of a new **period** because a new principal energy level is being filled with electrons. Elements with similar chemical properties appear at regular intervals, within the vertical columns called **groups**.



Summary

- Elements of the periodic table are arranged in order of increasing atomic number.
- The periodic law states: "When elements are arranged in order of increasing atomic number, there is a periodic repetition of their chemical and physical properties."

Review

1. Did Mendeleev know about the nucleus of an atom?
2. Who discovered the relationship between wavelength of X-rays and atomic number?
3. What did Moseley conclude from his research?
4. What is the "periodic law"?
5. What do the vertical columns (groups) in the periodic table represent?

This page titled [3.4: Periodic Law](#) is shared under a [CK-12](#) license and was authored, remixed, and/or curated by [Theodore Chan](#) via [source content](#) that was edited to the style and standards of the LibreTexts platform.

- **6.3: Periodic Law** by [CK-12 Foundation](#) is licensed [CK-12](#). Original source: <https://flexbooks.ck12.org/cbook/ck-12-chemistry-flexbook-2.0/>.

3.4.1: Modern Periodic Table- Periods and Groups



Figure 3.4.1.1 (Copyright; author via source)

How has the English dictionary evolved over time?

Language changes with time. New words enter the language and old words often disappear from lack of use. Dictionaries are published so that people can keep up with changes in language and know how to use words properly. These publications may be in print, as is the law dictionary below, or they may be electronic. Dictionaries can be found on the internet and apps are available for smartphones. Dictionaries are invaluable for good, reliable communication.

The Modern Periodic Table

The periodic table has undergone extensive changes in the time since it was originally developed by Mendeleev and Moseley. Many new elements have been discovered, while others have been artificially synthesized. Each fits properly into a **group** of elements with similar properties. The periodic table is an arrangement of the elements in order of their atomic numbers, so that elements with similar properties appear in the same vertical column or group.

The figure below shows the most commonly used form of the periodic table. Each square shows the chemical symbol of the element along with its name. Notice that several of the symbols seem to be unrelated to the name of the element: Fe for iron, Pb for lead, etc. Most of these are the elements that have been known since ancient times and have symbols based on their Latin names. The atomic number of each element is written above the symbol.

Group →	1	2	3	4	5	6	7	8	9	10	11	12	13	14	15	16	17	18
↓ Period																		
1	1 H																	2 He
2	3 Li	4 Be											5 B	6 C	7 N	8 O	9 F	10 Ne
3	11 Na	12 Mg											13 Al	14 Si	15 P	16 S	17 Cl	18 Ar
4	19 K	20 Ca	21 Sc	22 Ti	23 V	24 Cr	25 Mn	26 Fe	27 Co	28 Ni	29 Cu	30 Zn	31 Ga	32 Ge	33 As	34 Se	35 Br	36 Kr
5	37 Rb	38 Sr	39 Y	40 Zr	41 Nb	42 Mo	43 Tc	44 Ru	45 Rh	46 Pd	47 Ag	48 Cd	49 In	50 Sn	51 Sb	52 Te	53 I	54 Xe
6	55 Cs	56 Ba		72 Hf	73 Ta	74 W	75 Re	76 Os	77 Ir	78 Pt	79 Au	80 Hg	81 Tl	82 Pb	83 Bi	84 Po	85 At	86 Rn
7	87 Fr	88 Ra		104 Rf	105 Db	106 Sg	107 Bh	108 Hs	109 Mt	110 Ds	111 Rg	112 Cn	113 Nh	114 Fl	115 Uup	116 Lv	117 Uus	118 Uuo
	Lanthanides		57 La	58 Ce	59 Pr	60 Nd	61 Pm	62 Sm	63 Eu	64 Gd	65 Tb	66 Dy	67 Ho	68 Er	69 Tm	70 Yb	71 Lu	
	Actinides		89 Ac	90 Th	91 Pa	92 U	93 Np	94 Pu	95 Am	96 Cm	97 Bk	98 Cf	99 Es	100 Fm	101 Md	102 No	103 Lr	

Figure 3.4.1.2 (Credit: User:Cepheus/Wikimedia Commons; Source: [http://commons.wikimedia.org/wiki/File:Periodic_table.svg\(opens in new window\)](http://commons.wikimedia.org/wiki/File:Periodic_table.svg(opens in new window)); License: Public Domain)

A **period** is a horizontal row of the periodic table. There are seven periods in the periodic table, with each one beginning at the far left. A new period begins when a new principal energy level begins filling with electrons. Period 1 has only two elements (hydrogen and helium), while periods 2 and 3 have 8 elements. Periods 4 and 5 have 18 elements. Periods 6 and 7 have 32 elements, because the two bottom rows that are separate from the rest of the table belong to those periods. These two rows are pulled out in order to make the table itself fit more easily onto a single page.

A **group** is a vertical column of the periodic table, based on the organization of the outer shell electrons. There are a total of 18 groups. There are two different numbering systems that are commonly used to designate groups, and you should be familiar with both. The traditional system used in the United States involves the use of the letters A and B. The first two groups are 1A and 2A, while the last six groups are 3A through 8A. The middle groups use B in their titles. Unfortunately, there was a slightly different system in place in Europe. To eliminate confusion, the International Union of Pure and Applied Chemistry (IUPAC) decided that

the official system for numbering groups would be a simple 1 through 18 from left to right. Many periodic tables show both systems simultaneously.

Most recent depictions of the periodic table show an incomplete seventh period. In fact, many of those seventh period elements were not known before the early twentieth century. Many elements have been synthesized by bombarding known elements with sub-atomic particles such as neutrons or alpha particles. Uranium has been used in this manner to produce elements 93-100. Larger elements (atomic numbers 101 and above) are formed by fusing nuclei of smaller elements together.

These synthetic elements tend to be very unstable, often existing for less than a second, so little is known about them. Elements up to atomic number 112 are known (not in any detail, however), and some evidence for elements 113 and above had been put forth, with elements 114 and 116 being added to the table in 2011. In December 2015, the IUPAC verified the existence of four new elements 113, 115, 117, and 118 and approved their addition to the periodic table.

The following are the new element names and their origins:

- Element 113 was named Nihonium, symbol Nh, proposed by Japanese researchers after the Japanese word Nihon, which means Japan.
- A team of scientists from Russia and the United States named element 115, Moscovium, symbol Mc, after Moscow and element 117, Tennessine, symbol Ts, after Tennessee.
- The Russian team that discovered element 118 named it Oganesson, symbol Og, after Yuri Oganessian, a prolific element hunter.

These elements complete the seventh period or row of the periodic table.

The video below reviews groups and trends in the periodic table:



Watch the additional videos below to learn more about the newly identified and named chemical elements:

Element Name and Symbol: Nihonium (Nh)

Atomic Number: 113



Element Name and Symbol: Moscovium (Mc)

Atomic Number: 115



Element Name and Symbol: Tennessine (Ts)

Atomic Number: 117



Element Name and Symbol: Oganesson (Og)

Atomic Number: 118



Summary

- The periodic table is arranged in order of atomic number.
- A period is a horizontal row of the periodic table.
- A group is a vertical row of the periodic table.

Review

1. How is today's periodic table different from the one that Mendeleev published?
2. Are all the elements in today's periodic table naturally occurring? Explain your answer.
3. What is a "period"? What does it represent?
4. What is a "group"? What does it represent?
5. Why are there two different numbering systems for groups?

This page titled [3.4.1: Modern Periodic Table- Periods and Groups](#) is shared under a [CK-12](#) license and was authored, remixed, and/or curated by [Theodore Chan](#) via [source content](#) that was edited to the style and standards of the LibreTexts platform.

- [6.4: Modern Periodic Table- Periods and Groups](#) by [CK-12 Foundation](#) is licensed [CK-12](#). Original source: <https://flexbooks.ck12.org/cbook/ck-12-chemistry-flexbook-2.0/>.

3.5: Metals



Figure 3.5.1 (Credit: User:Brianac/Wikipedia; Source: <http://commons.wikimedia.org/wiki/File:Screws.jpg> (opens in new window); License: Public Domain)

Can you guess what types of metals these screws are made of?

Screws come in all sizes and shapes. They are all (well, almost all) made of some kind of metal. But they have differences in size, shape, and type of metal. Physical characteristics also differ. Some screws are long, and others are short. One screw may have a flat-head slot while another screw may have a Phillips-head. Some of the screws in the picture below are used to fasten things together, and others are used to hang heavy objects on a wall.

Chemists classify materials in many ways. We can sort elements on the basis of their electron arrangements. The way the electrons are distributed determines the chemical properties of the element. Another way is to classify elements based on physical properties. Some common physical properties are color, volume, and density. Other properties that allow us to sort on the basis of behavior are conduction of heat and electricity, malleability (the ability to be hammered into very thin sheets), ductility (the ability to be pulled into thin wires), melting point, and boiling point. Three broad classes of elements based on physical properties are metals, nonmetals, and metalloids.

Metals

A metal is an element that is a good conductor of heat and electricity. Metals are also malleable, which means that they can be hammered into very thin sheets without breaking. They are ductile, which means that they can be drawn into wires. When a fresh surface of any metal is exposed, it will be very shiny because it reflects light well. This is called luster. All metals are solid at room temperature with the exception of mercury (Hg), which is a liquid. Melting points of metals display a very wide variance. The melting point of mercury is -39°C , while the highest melting metal is tungsten (W), with a melting point of 3422°C . The elements in blue in the periodic table below are metals. About 80 percent of the elements are metals.

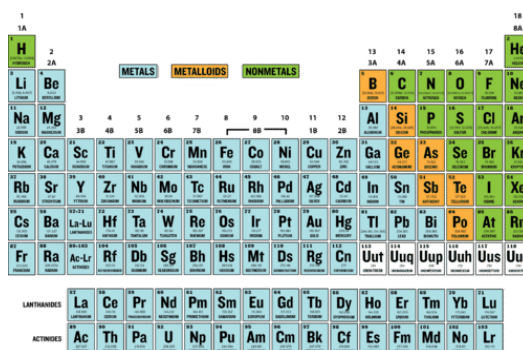


Figure 3.5.2 (Credit: Christopher Auyeung; Source: CK-12 Foundation; License: [CC BY-NC-SA 3.0](https://creativecommons.org/licenses/by-nc-sa/3.0/) (opens in new window))

Gold has been used by many civilizations for making jewelry (see figure below). This metal is soft and easily shaped into a variety of items. Since gold is very valuable and often used as currency, gold jewelry has also often represented wealth.




Figure 3.5.3: Gold jewelry. (Credit: User:Dorieo21/Wikimedia Commons; Source: http://commons.wikimedia.org/wiki/File:Gold_rings_and_beads_with_granulated_decoration.JPG (opens in new window); License: Public Domain)

Copper is a good conductor of electricity and is very flexible and ductile. This metal is widely used to conduct electric current in a variety of appliances, from lamps to stereo systems to complex electronic devices (see figure below).



Figure 3.5.4: Copper wire exposed. (Credit: Scott Ehardt; Source: http://commons.wikimedia.org/wiki/File:Stranded_lamp_wire.jpg (opens in new window); License: Public Domain)

Mercury is the only metal to exist as a liquid at room temperature (see figure below). This metal was extensively used in thermometers for decades until information about its toxicity became known. Mercury switches were once common, but are no longer used. However, new federally-mandated energy-efficient light bulbs that are now used contain trace amounts of mercury and represent a hazardous waste.



Figure 3.5.5: Pouring Mercury. (Credit: User:Bionerd/Wikimedia Commons and User:Materialschemist/Wikimedia Commons; Source: http://commons.wikimedia.org/wiki/File:Pouring_liquid_mercury_bionerd.jpg (opens in new window); License: CC BY 3.0 (opens in new window))



Summary

- Metals are good conductors of heat and electricity.
- Metals are malleable and ductile
- All metals are solids at room temperature with the exception of mercury
- Gold, silver, iron, and mercury are typical metals.

Review

1. What properties of an element are affected by electron distribution?
2. Define malleability.
3. Define ductility.
4. State one reason gold is used in jewelry.
5. Why is mercury no longer used in many devices?

This page titled [3.5: Metals](#) is shared under a [CK-12](#) license and was authored, remixed, and/or curated by [Theodore Chan](#) via [source content](#) that was edited to the style and standards of the LibreTexts platform.

- [6.5: Metals](#) by [CK-12 Foundation](#) is licensed [CK-12](#). Original source: <https://flexbooks.ck12.org/cbook/ck-12-chemistry-flexbook-2.0/>.



When we sort parts in our shop or garage, we often classify them in terms of common properties. One container might hold all the screws (possibly sub-divided by size and type). Another container would be for nails. Maybe there is a set of drawers for plumbing parts.

When you get finished, you could also have a collection of things that don't nicely fit a category. You define them in terms of what they are not. They are not electrical components, or sprinkler heads for the yard, or parts for the car. These parts may have some common properties, but are a variety of items.

Nonmetals

In the chemical world, these “spare parts” would be considered nonmetals, loosely defined as not having the properties of metals. A **nonmetal** is an element that is generally a poor conductor of heat and electricity. Most properties of nonmetals are the opposite of metals. There is a wider variation in properties among the nonmetals than among the metals. Nonmetals exist in all three states of matter. The majority are gases, such as nitrogen and oxygen. Bromine is a liquid. A few are solids, such as carbon and sulfur. In the solid state, nonmetals are **brittle**, meaning that they will shatter if struck with a hammer. The solids are not lustrous. Melting points are generally much lower than those of metals. The green elements in the table below are nonmetals.

The periodic table is color-coded to show the following categories:

- Metals (Blue):** Elements on the left side of the table, including groups 1, 2, and 3-10.
- Metalloids (Orange):** Elements along the diagonal line separating metals from nonmetals, including B, Si, Ge, As, Sb, Te, and Po.
- Nonmetals (Green):** Elements on the right side of the table, including groups 11-18.

The table also includes the following series:

- Lanthanides:** A series of 14 elements (La to Lu) shown below the main table.
- Actinides:** A series of 14 elements (Ac to Lr) shown below the main table.

Figure 3.6.2: Copy and Paste Caption here. (Credit: Christopher Auyeung; Source: CK-12 Foundation; License: [CC BY-NC-SA 3.0](#)(opens in new window))

Nonmetals have a wide variety of uses. Sulfur can be employed in gunpowder, fireworks, and matches to facilitate ignition (see Figure below). This element is also widely used as an insecticide, a fumigant, or a means of eliminating certain types of fungus. An important role for sulfur is the manufacture of rubber for tires and other materials. First discovered in 1839 by Charles Goodyear, the process of vulcanization makes the rubber more flexible and elastic as well as being more resistant to changes in temperature. A major use of sulfur is for the preparation of sulfur-containing compounds such as sulfuric acid.



Figure 3.6.3: Sulfur. (Credit: Ben Mills (Wikimedia: Benjah-bmm27); Source: <http://commons.wikimedia.org/wiki/File:Sulfur-sample.jpg>(opens in new window); License: Public Domain)

Bromine is a versatile compound, used mainly in manufacture of flame-retardant materials, especially important for children's clothing (see Figure below). For treatment of water in swimming pools and hot tubs, bromine is beginning to replace chlorine as a disinfectant because of its higher effectiveness. When incorporated into compounds, bromine atoms play important roles in pharmaceuticals for treatment of pain, cancer, and Alzheimer's disease.



Figure 3.6.4: Bromine. (Credit: User:Jurii/Wikimedia Commons; Source: <http://commons.wikimedia.org/wiki/File:Bromine-ampoule.jpg>(opens in new window); License: CC by 3.0(opens in new window))

Helium is one of the many nonmetals that is a gas. Other nonmetal gases include hydrogen, fluorine, chlorine, and all the group eighteen noble (or inert) gases. Helium is chemically non-reactive, so it is useful for applications such as balloons (see figure below) and lasers, where non-flammability is extremely important. Liquid helium exists at an extremely low temperature and can be used to cool superconducting magnets for imaging studies (MRI, magnetic resonance imaging). Leaks in vessels and many types of high-vacuum apparatus can be detected using helium. Inhaling helium changes the speed of sound, producing a higher pitch in your voice. This is definitely an unsafe practice and can lead to physical harm and death.



Figure 3.6.5: Blimp. (Credit: Derek Jensen (Wikimedia: Tysto); Source: <http://commons.wikimedia.org/wiki/File:Goodyear-blimp.jpg>(opens in new window); License: Public Domain)



Summary

- Nonmetals are generally poor conductors of heat and electricity.
- Properties of nonmetals are usually the opposite of properties of metals
- Nonmetals can be solid, liquid, or gas at room temperature depending upon the element.
- Sulfur, bromine, and helium are typical nonmetals.

Review

1. What are the properties of nonmetals?
2. List the states of matter in which nonmetals can exist and give one example of each state.
3. What are the physical properties and uses of sulfur?
4. What are the physical properties and uses of bromine?
5. What are the physical properties and uses of helium?

This page titled [3.6: Nonmetals](#) is shared under a [CK-12](#) license and was authored, remixed, and/or curated by [Theodore Chan](#) via [source content](#) that was edited to the style and standards of the LibreTexts platform.

- [6.6: Nonmetals](#) by [CK-12 Foundation](#) is licensed [CK-12](#). Original source: <https://flexbooks.ck12.org/cbook/ck-12-chemistry-flexbook-2.0/>.

3.7: Metalloids

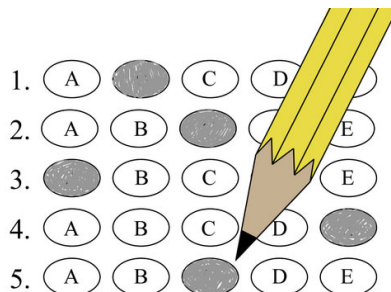


Figure 3.7.1 (Credit: Laura Guerin; Source: CK-12 Foundation; License: [CC BY-NC 3.0\(opens in new window\)](#))

Have you ever taken a multiple-choice test?

Most of the time the answers are specific choices – is the answer possibility a or possibility b? Quite often you can “think through” the choices to come up with the correct answer. More frustrating is the choice “none of the above.” You feel very uncertain checking that possibility.

Metalloids

Some elements are “none of the above.” They don’t fit neatly into the categories of metal or non-metal because of their characteristics. A **metalloid** is an element that has properties that are intermediate between those of metals and nonmetals. Metalloids can also be called semimetals. On the periodic table, the elements colored yellow, which generally border the stair-step line, are considered to be metalloids. Notice that aluminum borders the line, but it is considered to be a metal since all of its properties are like those of metals.

Figure 3.7.2 (Credit: Christopher Auyeung; Source: CK-12 Foundation; License: [CC BY-NC-SA 3.0\(opens in new window\)](#))



Examples of Metalloids

Silicon is a typical metalloid (see figure below). It has luster like a metal, but is brittle like a nonmetal. Silicon is used extensively in computer chips and other electronics because its electrical conductivity is in between that of a metal and a nonmetal.



Figure 3.7.3: Silicon. (Credit: User:Enricoros/Wikipedia; Source: <http://commons.wikimedia.org/wiki/File:SiliconCroda.jpg> (opens in new window); License: Public Domain)

Boron is a versatile element that can be incorporated into a number of compounds (see figure below). Borosilicate glass is extremely resistance to thermal shock. Extreme changes in the temperature of objects containing borosilicates will not create any damage to the material, unlike other glass compositions, which would crack or shatter. Because of their strength, boron filaments are used as light, high-strength materials for airplanes, golf clubs, and fishing rods. Sodium tetraborate is widely used in fiberglass as insulation and also is employed in many detergents and cleaners.




Figure 3.7.4: Boron. (Credit: User:Jurii/Wikimedia Commons; Source: <http://commons.wikimedia.org/wiki/File:Boron.jpg> (opens in new window); License: CC-SA;CC-BY 3.0)

Arsenic has long played a role in murder mysteries, being used to commit the foul deed (see figure below). This use of the material is not very smart since arsenic can be easily detected on autopsy. We find arsenic in pesticides, herbicides, and insecticides, but the use of arsenic for these applications is decreasing due to the toxicity of the metal. Its effectiveness as an insecticide has led arsenic to be used as a wood preservative.



Figure 3.7.5: Arsenic. (Credit: Aram Dulyan (Wikimedia: Aramgutang); Source: http://commons.wikimedia.org/wiki/File:Native_arsenic.jpg (opens in new window); License: Public Domain)

Antimony is a brittle, bluish-white metallic material that is a poor conductor of electricity (see figure below). Used with lead, antimony increases the hardness and strength of the mixture. This material plays an important role in the fabrication of electronic and semiconductor devices. About half of the antimony used industrially is employed in the production of batteries, bullets, and alloys.



Figure 3.7.6: Antimony. (Credit: Aram Dulyan (User:Aramgutang/Wikimedia Commons); Source: http://commons.wikimedia.org/wiki/File:Antimony_massive.jpg (opens in new window); License: Public Domain)

Summary

- Metalloids are elements with properties intermediate between those of metals and non-metals
- Silicon is a metalloid because it has luster, but is brittle.
- Boron, arsenic, and antimony are metalloids with a variety of uses.

Review

1. Define “metalloid.”
2. Why would it be difficult to decide whether or not an element was a metalloid based on its properties?
3. Why is silicon used extensively in electronics?
4. What are borosilicates used for?
5. Why is the use of arsenic as an insecticide decreasing?
6. What is a main application of antimony?

This page titled [3.7: Metalloids](#) is shared under a [CK-12](#) license and was authored, remixed, and/or curated by [Theodore Chan](#) via [source content](#) that was edited to the style and standards of the LibreTexts platform.

3.E: Atoms (Exercises)

3.1: Atomic Theory

1. List the three statements that make up the modern atomic theory.
2. Explain how atoms are composed.
3. Which is larger, a proton or an electron?
4. Which is larger, a neutron or an electron?
5. What are the charges for each of the three subatomic particles?
6. Where is most of the mass of an atom located?
7. Sketch a diagram of a boron atom, which has five protons and six neutrons in its nucleus.
8. Sketch a diagram of a helium atom, which has two protons and two neutrons in its nucleus.
9. Define *atomic number*. What is the atomic number for a boron atom?
10. What is the atomic number of helium?
11. Define *isotope* and give an example.
12. What is the difference between deuterium and tritium?
13. Which pair represents isotopes?

a. ${}^4_2\text{He}$ and ${}^3_2\text{He}$ (3.E.1)

b. ${}^{56}_{26}\text{Fe}$ and ${}^{56}_{25}\text{Mn}$ (3.E.2)

c. ${}^{28}_{14}\text{Si}$ and ${}^{31}_{15}\text{P}$ (3.E.3)

14. Which pair represents isotopes?

a. ${}^{40}_{20}\text{Ca}$ and ${}^{40}_{19}\text{K}$ (3.E.4)

b. ${}^{56}_{26}\text{Fe}$ and ${}^{56}_{28}\text{Fe}$ (3.E.5)

c. ${}^{238}_{92}\text{U}$ and ${}^{235}_{92}\text{U}$ (3.E.6)

15. Give complete symbols of each atom, including the atomic number and the mass number.

- a. an oxygen atom with 8 protons and 8 neutrons
- b. a potassium atom with 19 protons and 20 neutrons
- c. a lithium atom with 3 protons and 4 neutron

16. Give complete symbols of each atom, including the atomic number and the mass number.

- a. a magnesium atom with 12 protons and 12 neutrons
- b. a magnesium atom with 12 protons and 13 neutrons
- c. a xenon atom with 54 protons and 77 neutron

17. Americium-241 is an isotope used in smoke detectors. What is the complete symbol for this isotope?

18. Carbon-14 is an isotope used to perform radioactive dating tests on previously living material. What is the complete symbol for this isotope?

19. Give symbols for each element.

- a. sodium
- b. argon

- c. nitrogen
- d. radon

20. Give atomic symbols for each element.

- a. silver
- b. gold
- c. mercury
- d. iodine

21. Give the name of the element.

- a. Si
- b. Mn
- c. Fe
- d. Cr

22. Give the name of the element.

- a. F
- b. Cl
- c. Br
- d. I

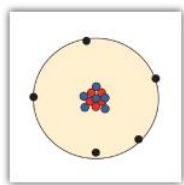
Answers

1. All matter is composed of atoms; atoms of the same element are the same, and atoms of different elements are different; atoms combine in whole-number ratios to form compounds.

3. A proton is larger than an electron.

5. proton: 1+; electron: 1-; neutron: 0

7.



9. The atomic number is the number of protons in a nucleus. Boron has an atomic number of five.

11. Isotopes are atoms of the same element but with different numbers of neutrons.



13. a. isotopes

b. not isotopes

c. not isotopes

15.



17.



19. a. Na

b. Ar

c. N

d. Rn

21. a. silicon

b. manganese

c. iron

d. chromium

3.2: Molecules and Chemical Nomenclature

1. Which of these formulas represent molecules? State how many atoms are in each molecule.

- a. Fe
- b. PCl_3
- c. P_4
- d. Ar

2. Which of these formulas represent molecules? State how many atoms are in each molecule.

- a. I_2
- b. He
- c. H_2O
- d. Al

3. What is the difference between CO and Co?

4. What is the difference between H_2O and H_2O_2 (hydrogen peroxide)?

5. Give the proper formula for each diatomic element.

6. In 1986, when Halley's comet last passed the earth, astronomers detected the presence of S_2 in their telescopes. Why is sulfur not considered a diatomic element?

7. What is the stem of fluorine used in molecule names? CF_4 is one example.

8. What is the stem of selenium used in molecule names? SiSe_2 is an example.

9. Give the proper name for each molecule.

- a. PF_3
- b. TeCl_2
- c. N_2O_3

10. Give the proper name for each molecule.
 - a. NO
 - b. CS₂
 - c. As₂O₃
11. Give the proper name for each molecule.
 - a. XeF₂
 - b. O₂F₂
 - c. SF₆
12. Give the proper name for each molecule.
 - a. P₄O₁₀
 - b. B₂O₃
 - c. P₂S₃
13. Give the proper name for each molecule.
 - a. N₂O
 - b. N₂O₄
 - c. N₂O₅
14. Give the proper name for each molecule.
 - a. SeO₂
 - b. Cl₂O
 - c. XeF₆
15. Give the proper formula for each name.
 - a. dinitrogen pentoxide
 - b. tetraboron tricarbide
 - c. phosphorus pentachloride
16. Give the proper formula for each name.
 - a. nitrogen triiodide
 - b. diarsenic trisulfide
 - c. iodine trichloride
17. Give the proper formula for each name.
 - a. dioxygen dichloride
 - b. dinitrogen trisulfide
 - c. xenon tetrafluoride
18. Give the proper formula for each name.
 - a. chlorine dioxide
 - b. selenium dibromide
 - c. dinitrogen trioxide
19. Give the proper formula for each name.
 - a. iodine trifluoride
 - b. xenon trioxide
 - c. disulfur decafluoride
20. Give the proper formula for each name.
 - a. germanium dioxide
 - b. carbon disulfide
 - c. diselenium dibromide

Answers

1. a. not a molecule

- b. a molecule; four atoms total
- c. a molecule; four atoms total
- 2.
- 3. CO is a compound of carbon and oxygen; Co is the element cobalt.
- 4.
- 5. H₂, O₂, N₂, F₂, Cl₂, Br₂, I₂
- 6.
- 7. fluor-
- 8.
- 9. a. phosphorus trifluoride
- b. tellurium dichloride
- c. dinitrogen trioxide
- 10.
- 11. a. xenon difluoride
- b. dioxygen difluoride
- c. sulfur hexafluoride
- 12.
- 13. a. dinitrogen monoxide
- b. dinitrogen tetroxide
- c. dinitrogen pentoxide
- 14.
- 15. a. N₂O₅
- b. B₄C₃
- c. PCl₅
- 16.
- 17. a. O₂Cl₂
- b. N₂S₃
- c. XeF₄
- 18.
- 19. a. IF₃
- b. XeO₃
- c. S₂F₁₀

3.3: Masses of Atoms and Molecules

- 1. Define *atomic mass unit*. What is its abbreviation?
- 2. Define *atomic mass*. What is its unit?
- 3. Estimate the mass, in whole numbers, of each isotope.
 - a. hydrogen-1
 - b. hydrogen-3
 - c. iron-56
- 4. Estimate the mass, in whole numbers, of each isotope.
 - a. phosphorus-31
 - b. carbon-14
 - c. americium-241
- 5. Determine the atomic mass of each element, given the isotopic composition.
 - a. lithium, which is 92.4% lithium-7 (mass 7.016 u) and 7.60% lithium-6 (mass 6.015 u)
 - b. oxygen, which is 99.76% oxygen-16 (mass 15.995 u), 0.038% oxygen-17 (mass 16.999 u), and 0.205% oxygen-18 (mass 17.999 u)
- 6. Determine the atomic mass of each element, given the isotopic composition.

- a. neon, which is 90.48% neon-20 (mass 19.992 u), 0.27% neon-21 (mass 20.994 u), and 9.25% neon-22 (mass 21.991 u)
 - b. uranium, which is 99.27% uranium-238 (mass 238.051 u) and 0.720% uranium-235 (mass 235.044 u)
7. How far off would your answer be from Exercise 5a if you used whole-number masses for individual isotopes of lithium?
 8. How far off would your answer be from Exercise 6b if you used whole-number masses for individual isotopes of uranium?
 9.
 - a. What is the atomic mass of an oxygen atom?
 - b. What is the molecular mass of oxygen in its elemental form?
 10.
 - a. What is the atomic mass of bromine?
 - b. What is the molecular mass of bromine in its elemental form?
 11. Determine the mass of each substance.
 - a. F₂
 - b. CO
 - c. CO₂
 12. Determine the mass of each substance.
 - a. Kr
 - b. KrF₄
 - c. PF₅
 13. Determine the mass of each substance.
 - a. Na
 - b. B₂O₃
 - c. S₂Cl₂
 14. Determine the mass of each substance.
 - a. IBr₃
 - b. N₂O₅
 - c. CCl₄
 15. Determine the mass of each substance.
 - a. GeO₂
 - b. IF₃
 - c. XeF₆
 16. Determine the mass of each substance.
 - a. NO
 - b. N₂O₄
 - c. Ca

Answers

1. The atomic mass unit is defined as one-twelfth of the mass of a carbon-12 atom. Its abbreviation is u.
- 2.
3.
 - a. 1
 - b. 3
 - c. 56
- 4.
5.
 - a. 6.940 u
 - b. 16.000 u
- 6.
7. We would get 6.924 u.
- 8.
9.
 - a. 15.999 u
 - b. 31.998 u
- 10.

11. a. 37.996 u
b. 28.010 u
c. 44.009 u
- 12.
13. a. 22.990 u
b. 69.619 u
c. 135.036 u
- 14.
15. a. 104.64 u
b. 183.898 u
c. 245.281 u

3.4: Ions and Ionic Compounds

1. Explain how cations form.
2. Explain how anions form.
3. Give the charge each atom takes when it forms an ion. If more than one charge is possible, list both.
 - a. K
 - b. O
 - c. Co
4. Give the charge each atom takes when it forms an ion. If more than one charge is possible, list both.
 - a. Ca
 - b. I
 - c. Fe
5. Give the charge each atom takes when it forms an ion. If more than one charge is possible, list both.
 - a. Ag
 - b. Au
 - c. Br
6. Give the charge each atom takes when it forms an ion. If more than one charge is possible, list both.
 - a. S
 - b. Na
 - c. H
7. Name the ions from Exercise 3.
8. Name the ions from Exercise 4.
9. Name the ions from Exercise 5.
10. Name the ions from Exercise 6.
11. Give the formula and name for each ionic compound formed between the two listed ions.
 - a. Mg^{2+} and Cl^{-}
 - b. Fe^{2+} and O^{2-}
 - c. Fe^{3+} and O^{2-}
12. Give the formula and name for each ionic compound formed between the two listed ions.
 - a. K^{+} and S^{2-}
 - b. Ag^{+} and Br^{-}
 - c. Sr^{2+} and N^{3-}
13. Give the formula and name for each ionic compound formed between the two listed ions.
 - a. Cu^{2+} and F^{-}
 - b. Ca^{2+} and O^{2-}
 - c. K^{+} and P^{3-}
14. Give the formula and name for each ionic compound formed between the two listed ions.
 - a. Na^{+} and N^{3-}

- b. Co^{2+} and I^-
 c. Au^{3+} and S^{2-}
15. Give the formula and name for each ionic compound formed between the two listed ions.
 a. K^+ and SO_4^{2-}
 b. NH_4^+ and S^{2-}
 c. NH_4^+ and PO_4^{3-}
16. Give the formula and name for each ionic compound formed between the two listed ions.
 a. Ca^{2+} and NO_3^-
 b. Ca^{2+} and NO_2^-
 c. Sc^{3+} and $\text{C}_2\text{H}_3\text{O}_2^-$
17. Give the formula and name for each ionic compound formed between the two listed ions.
 a. Pb^{4+} and SO_4^{2-}
 b. Na^+ and I_3^-
 c. Li^+ and $\text{Cr}_2\text{O}_7^{2-}$
18. Give the formula and name for each ionic compound formed between the two listed ions.
 a. NH_4^+ and N^{3-}
 b. Mg^{2+} and CO_3^{2-}
 c. Al^{3+} and OH^-
19. Give the formula and name for each ionic compound formed between the two listed ions.
 a. Ag^+ and SO_3^{2-}
 b. Na^+ and HCO_3^-
 c. Fe^{3+} and ClO_3^-
20. Give the formula and name for each ionic compound formed between the two listed ions.
 a. Rb^+ and O_2^{2-}
 b. Au^{3+} and HSO_4^-
 c. Sr^{2+} and NO_2^-
21. What is the difference between SO_3 and SO_3^{2-} ?
 22. What is the difference between NO_2 and NO_2^- ?

Answers

- Cations form by losing electrons.
-
- 1+
 - 2-
 - 2+, 3+
-
- 1+
 - 1+, 3+
 - 1-
-
- the potassium ion
 - the oxide ion
 - the cobalt(II) and cobalt(III) ions, respectively
-
- the silver ion
 - the gold(I) and gold(III) ions, respectively
 - the bromide ion

- 10.
11.
 - a. magnesium chloride, MgCl_2
 - b. iron(II) oxide, FeO
 - c. iron(III) oxide, Fe_2O_3
- 12.
13.
 - a. copper(II) fluoride, CuF_2
 - b. calcium oxide, CaO
 - c. potassium phosphide, K_3P
- 14.
15.
 - a. potassium sulfate, K_2SO_4
 - b. ammonium sulfide, $(\text{NH}_4)_2\text{S}$
 - c. ammonium phosphate, $(\text{NH}_4)_3\text{PO}_4$
- 16.
17.
 - a. lead(IV) sulfate, $\text{Pb}(\text{SO}_4)_2$
 - b. sodium triiodide, NaI_3
 - c. lithium dichromate, $\text{Li}_2\text{Cr}_2\text{O}_7$
- 18.
19.
 - a. silver sulfite, Ag_2SO_3
 - b. sodium hydrogen carbonate, NaHCO_3
 - c. iron(III) chlorate, $\text{Fe}(\text{ClO}_3)_3$
- 20.
21. SO_3 is sulfur trioxide, while SO_3^{2-} is the sulfite ion.

3.5: Acids

1. Give the formula for each acid.
 - a. perchloric acid
 - b. hydriodic acid
2. Give the formula for each acid.
 - a. hydrosulfuric acid
 - b. phosphorous acid
3. Name each acid.
 - a. $\text{HF}(\text{aq})$
 - b. $\text{HNO}_3(\text{aq})$
 - c. $\text{H}_2\text{C}_2\text{O}_4(\text{aq})$
4. Name each acid.
 - a. $\text{H}_2\text{SO}_4(\text{aq})$
 - b. $\text{H}_3\text{PO}_4(\text{aq})$
 - c. $\text{HCl}(\text{aq})$
5. Name an acid found in food.
6. Name some properties that acids have in common.

Answers

1.
 - a. $\text{HClO}_4(\text{aq})$
 - b. $\text{HI}(\text{aq})$
- 2.
3.
 - a. hydrofluoric acid
 - b. nitric acid

c. oxalic acid

4.

5. oxalic acid (answers will vary)

Additional Exercises

- How many electrons does it take to make the mass of one proton?
- How many protons does it take to make the mass of a neutron?
- Dalton's initial version of the modern atomic theory says that all atoms of the same element are the same. Is this actually correct? Why or why not?
- How are atoms of the same element the same? How are atoms of the same element different?
- Give complete atomic symbols for the three known isotopes of hydrogen.
- A rare isotope of helium has a single neutron in its nucleus. Write the complete atomic symbol of this isotope.
- Use its place on the periodic table to determine if indium, In, atomic number 49, is a metal or a nonmetal.
- Only a few atoms of astatine, At, atomic number 85, have been detected. On the basis of its position on the periodic table, would you expect it to be a metal or a nonmetal?
- Americium-241 is a crucial part of many smoke detectors. How many neutrons are present in its nucleus?
- Potassium-40 is a radioactive isotope of potassium that is present in the human body. How many neutrons are present in its nucleus?
- Determine the atomic mass of ruthenium from the given abundance and mass data.

Ruthenium-96	5.54%	95.907 u
Ruthenium-98	1.87%	97.905 u
Ruthenium-99	12.76%	98.906 u
Ruthenium-100	12.60%	99.904 u
Ruthenium-101	17.06%	100.906 u
Ruthenium-102	31.55%	101.904 u
Ruthenium-104	18.62%	103.905 u

- Determine the atomic mass of tellurium from the given abundance and mass data.

Tellurium-120	0.09%	119.904 u
Tellurium-122	2.55%	121.903 u
Tellurium-123	0.89%	122.904 u
Tellurium-124	4.74%	123.903 u
Tellurium-125	7.07%	124.904 u
Tellurium-126	18.84%	125.903 u
Tellurium-128	31.74%	127.904 u
Tellurium-130	34.08%	129.906 u

- One atomic mass unit has a mass of 1.6605×10^{-24} g. What is the mass of one atom of sodium?
- One atomic mass unit has a mass of 1.6605×10^{-24} g. What is the mass of one atom of uranium?
 - One atomic mass unit has a mass of 1.6605×10^{-24} g. What is the mass of one molecule of H_2O ?

- One atomic mass unit has a mass of 1.6605×10^{-24} g. What is the mass of one molecule of PF_5 ?
 - From their positions on the periodic table, will Cu and I form a molecular compound or an ionic compound?
18. From their positions on the periodic table, will N and S form a molecular compound or an ionic compound?
 19. Mercury is an unusual element in that when it takes a $1+$ charge as a cation, it always exists as the diatomic ion.
 - a. Propose a formula for the mercury(I) ion.
 - b. What is the formula of mercury(I) chloride?
 20. Propose a formula for hydrogen peroxide, a substance used as a bleaching agent. (Curiously, this compound does not behave as an acid, despite its formula. It behaves more like a classic nonmetal-nonmetal, molecular compound.)
 21. The uranyl cation has the formula UO_2^{2+} . Propose formulas and names for the ionic compounds between the uranyl cation and F^- , SO_4^{2-} , and PO_4^{3-} .
 22. The permanganate anion has the formula MnO_4^- . Propose formulas and names for the ionic compounds between the permanganate ion and K^+ , Ca^{2+} , and Fe^{3+} .

Answers

1. about 1,800 electrons
- 2.
3. It is not strictly correct because of the existence of isotopes.
- 4.
5. ${}^1_1\text{H}$, ${}^2_1\text{H}$, and ${}^3_1\text{H}$ (3.E.12)
- 6.
7. It is a metal.
- 8.
9. 146 neutrons
- 10.
11. 101.065 u
- 12.
13. 3.817×10^{-23} g
- 14.
15. 2.991×10^{-23} g
- 16.
17. ionic
- 18.
19.
 - a. Hg_2^{2+}
 - b. Hg_2Cl_2
- 20.
21. uranyl fluoride, UO_2F_2 ; uranyl sulfate, UO_2SO_4 ; uranyl phosphate, $(\text{UO}_2)_3(\text{PO}_4)_2$

This page titled [3.E: Atoms \(Exercises\)](#) is shared under a [CC BY-NC-SA 3.0](#) license and was authored, remixed, and/or curated by [Theodore Chan](#) via [source content](#) that was edited to the style and standards of the LibreTexts platform.

CHAPTER OVERVIEW

4: Electronic Structure

Atoms act the way that they do because of their structure. We already know that atoms are composed of protons, neutrons, and electrons. Protons and neutrons are located in the nucleus, and electrons orbit around the nucleus. But knowing structural details is key to understanding why atoms react the way they do. Virtually everything known about atoms ultimately comes from light. Before the composition of atoms (especially electrons) can be understood, the properties of light need to be understood.

- [4.1: Prelude to Electronic Structure](#)
- [4.2: Light](#)
- [4.3: Atomic Emission Spectra](#)
- [4.4: Bohr's Atomic Model](#)
- [4.5: Quantum Mechanics](#)
- [4.6: Quantum Mechanical Atomic Model](#)
- [4.7: Energy Level](#)
- [4.8: Orbitals](#)
- [4.9: Aufbau Principle](#)
- [4.10: Pauli Exclusion Principle](#)
- [4.11: Hund's Rule and Orbital Filling Diagrams](#)
- [4.12: Electron Configurations](#)
- [4.13: Valence Electrons](#)
- [4.14: Noble Gas Configuration](#)
- [4.15: Periodic Trends- Atomic Radius](#)
- [4.16: Periodic Trends - Ionization Energy](#)
- [4.17: Electron Shielding](#)
- [4.18: Periodic Trends - Electron Affinity](#)
- [4.19: Periodic Trends - Metallic and Nonmetallic Character](#)
- [4.E: Electronic Structure \(Exercises\)](#)

This page titled [4: Electronic Structure](#) is shared under a [CC BY-NC-SA 3.0](#) license and was authored, remixed, and/or curated by [Theodore Chan](#) via [source content](#) that was edited to the style and standards of the LibreTexts platform.

4.1: Prelude to Electronic Structure

Normal light microscopes can magnify objects up to about 1,500 times. Electron microscopes can magnify objects up to 1,000,000 times. Why can electron microscopes magnify images so much? A microscope's resolution depends on the wavelength of light used. The smaller the wavelength, the more a microscope can magnify. Light is a wave, and as such, it has a wavelength associated with it. The wavelength of visible light, which is detected by the eyes, varies from about 700 nm to about 400 nm.




Figure 4.1.1 Microscopes © Thinkstock (a) A simple light microscope can magnify up to 1,500 times. (b) An electron microscope can magnify up to 1,000,000 times. (c) Flu viruses imaged by an electron microscope. The virus is about 100 nm in diameter.

A startling conclusion of modern science is that electrons also act as waves. However, the wavelength of electrons is much, much shorter—about 0.5 to 1 nm. This allows electron microscopes to magnify 600–700 times more than light microscopes. This allows us to see even smaller features in a world that is invisible to the naked eye.

This page titled [4.1: Prelude to Electronic Structure](#) is shared under a [CC BY-NC-SA 3.0](#) license and was authored, remixed, and/or curated by [Theodore Chan](#) via [source content](#) that was edited to the style and standards of the LibreTexts platform.

- **8.1: Prelude to Electronic Structure** by Anonymous is licensed [CC BY-NC-SA 3.0](#). Original source: <https://2012books.lardbucket.org/books/beginning-chemistry>.

4.2: Light

Learning Objectives

- Describe light with its frequency and wavelength.
- Describe light as a particle of energy.

What is known as light is more properly called *electromagnetic radiation*. We know from experiments that light acts as a wave. As such, it can be described as having a frequency and a wavelength. The **wavelength** of light is the distance between corresponding points in two adjacent light cycles, and the **frequency** of light is the number of cycles of light that pass a given point in one second. Wavelength is typically represented by λ , the lowercase Greek letter *lambda*, while frequency is represented by ν , the lowercase Greek letter *nu* (although it looks like a Roman "vee," it is actually the Greek equivalent of the letter "en"). Wavelength has units of length (meters, centimeters, etc.), while frequency has units of *per second*, written as s^{-1} and sometimes called a *hertz* (Hz). Figure 4.2.1 - Characteristics of Light Waves, shows how these two characteristics are defined.

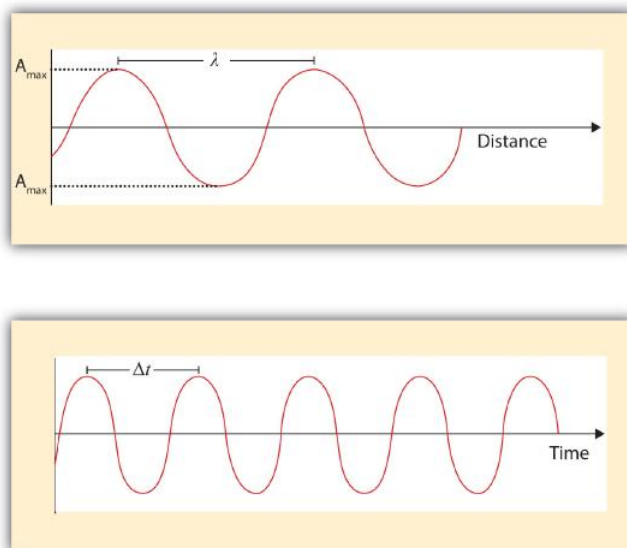


Figure 4.2.1: Characteristics of Light Waves. Light acts as a wave and can be described by a wavelength λ and a frequency ν .

One property of waves is that their speed is equal to their wavelength times their frequency. That means we have

$$\text{speed} = \lambda \nu$$

For light, however, speed is actually a universal constant when light is traveling through a vacuum (or, to a very good approximation, air). The measured speed of light (c) in a vacuum is 2.9979×10^8 m/s, or about 3.00×10^8 m/s. Thus, we have

$$c = \lambda \nu$$

Because the speed of light is a constant, the wavelength and the frequency of light are related to each other: as one increases, the other decreases and vice versa. We can use this equation to calculate what one property of light has to be when given the other property.

✓ Example 4.2.1

What is the frequency of light if its wavelength is 5.55×10^{-7} m?

Solution

We use the equation that relates the wavelength and frequency of light with its speed. We have

$$3.00 \times 10^8 \text{ m/s} = (5.55 \times 10^{-7} \text{ m}) \nu$$

We divide both sides of the equation by 5.55×10^{-7} m and get

$$\nu = 5.41 \times 10^{14} \text{ s}^{-1}$$

Note how the m units cancel, leaving s in the denominator. A unit in a denominator is indicated by a -1 power, s^{-1} , and read as "per second."

? Exercise 4.2.1

What is the wavelength of light if its frequency is $1.55 \times 10^{10} \text{ s}^{-1}$?

Answer

0.0194 m, or 19.4 mm

Light also behaves like a package of energy. It turns out that for light, the energy of the "package" of energy is proportional to its frequency. (For most waves, energy is proportional to wave amplitude, or the height of the wave.) The mathematical equation that relates the energy (E) of light to its frequency is

$$E = h\nu$$

where ν is the frequency of the light, and h is a constant called Planck's constant. Its value is $6.626 \times 10^{-34} \text{ J}\cdot\text{s}$ —a very small number that is another fundamental constant of our universe, like the speed of light. The units on Planck's constant may look unusual, but these units are required so that the algebra works out.

✓ Example 4.2.2

What is the energy of light if its frequency is $1.55 \times 10^{10} \text{ s}^{-1}$?

Solution

Using the formula for the energy of light, we have

$$E = (6.626 \times 10^{-34} \text{ J}\cdot\text{s})(1.55 \times 10^{10} \text{ s}^{-1})$$

Seconds are in the numerator and the denominator, so they cancel, leaving us with joules, the unit of energy. So

$$E = 1.03 \times 10^{-23} \text{ J}$$

This is an extremely small amount of energy—but this is for only one light wave.

? Exercise 4.2.2

What is the frequency of a light wave if its energy is $4.156 \times 10^{-20} \text{ J}$?

Answer

$$6.27 \times 10^{13} \text{ s}^{-1}$$

Because a light wave behaves like a little particle of energy, light waves have a particle-type name: the photon. It is not uncommon to hear light described as photons.

Wavelengths, frequencies, and energies of light span a wide range; the entire range of possible values for light is called the **electromagnetic spectrum**. We are mostly familiar with visible light, which is light having a wavelength range between about 400 nm and 700 nm. Light can have much longer and much shorter wavelengths than this, with corresponding variations in frequency and energy. Figure 4.2.2 shows the entire electromagnetic spectrum and how certain regions of the spectrum are labeled. You may already be familiar with some of these regions; they are all light—with different frequencies, wavelengths, and energies.

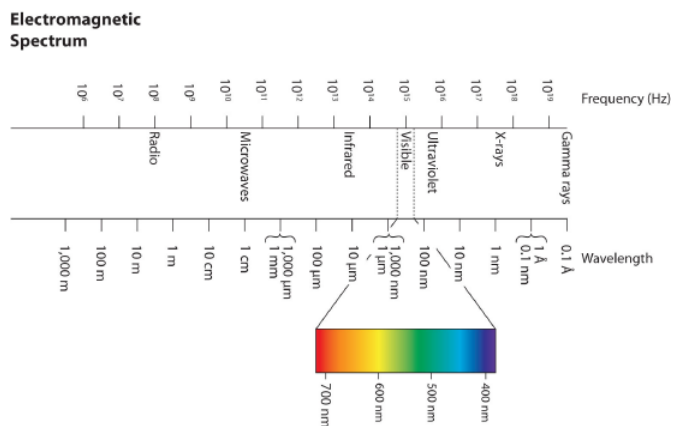


Figure 4.2.2: The Electromagnetic Spectrum. The electromagnetic spectrum, with its various regions labeled. The borders of each region are approximate.

Summary

Light acts like a wave, with a frequency and a wavelength. The frequency and wavelength of light are related by the speed of light, a constant. Light acts like a particle of energy, whose value is related to the frequency of light.

This page titled [4.2: Light](#) is shared under a [CC BY-NC-SA 3.0](#) license and was authored, remixed, and/or curated by [Theodore Chan](#) via [source content](#) that was edited to the style and standards of the LibreTexts platform.

- [8.2: Light](#) by Anonymous is licensed [CC BY-NC-SA 3.0](#). Original source: <https://2012books.lardbucket.org/books/beginning-chemistry>.

4.3: Atomic Emission Spectra



Figure 4.3.1 (Credit: Department of Defense Warrior Games; Source: [Commons Wikimedia, Archery at the 2017 Warrior Games](#) (opens in new window) [commons.wikimedia.org]; License: Public Domain)

How much energy does it take to shoot an arrow?

Archery as a sport or a means of defense has existed for centuries. At rest, there is no tension on the bowstring and no force on the arrow. When the string and arrow are pulled back, we now have a situation where kinetic energy (pulling of the string) has been converted to potential energy (the tension on the string). The archer releases the arrow and the potential energy is translated into kinetic energy as the arrow moves. It turns out that electrons behave the same way when energy is put into the system or released from the system.

Atomic Emission Spectra

The electrons in an atom tend to be arranged in such a way that the energy of the atom is as low as possible. The **ground state** of an atom is the lowest energy state of the atom. When those atoms are given energy, the electrons absorb the energy and move to a higher energy level. These energy levels of the electrons in atoms are quantized, meaning again that the electron must move from one energy level to another in discrete steps, rather than continuously. An **excited state** of an atom is a state where its potential energy is higher than the ground state. An atom in the excited state is not stable. When it returns back to the ground state, it releases the energy that it had previously gained in the form of electromagnetic radiation.

So how do atoms gain energy in the first place? One way is to pass an electric current through an enclosed sample of a gas at low pressure. Since the electron energy levels are unique for each element, every gas discharge tube will glow with a distinctive color, depending on the identity of the gas (see below).



Figure 4.3.2: Gas discharge tubes are enclosed glass tubes filled with a gas at low pressure, through which an electric current is passed. Electrons in the gaseous atoms first become excited, and then fall back to lower energy levels, emitting light of a distinctive color in the process. Shown are gas discharge tubes of helium, neon, argon, krypton, and xenon. (Credit: User:Jurii/Wikimedia Commons, Heinrich Pniok (Wikimedia: Alchemist-hp); Source: [Commons Wikimedia, Glowing noble gases](#)(opens in new window) [commons.wikimedia.org]; License: [CC by 3.0](#)(opens in new window))

"Neon" signs are familiar examples of gas discharge tubes. However, only signs that glow with the red-orange color seen in the figure are actually filled with neon. Signs of other colors contain different gases or mixtures of gases.

Scientists studied the distinctive pink color of the gas discharge created by hydrogen gas. When a narrow beam of this light was viewed through a prism, the light was separated into four lines of very specific wavelengths (and frequencies since λ and ν are inversely related). An **atomic emission spectrum** is the pattern of lines formed when light passes through a prism to separate it into the different frequencies of light it contains. The figure below shows the atomic emission spectrum of hydrogen.

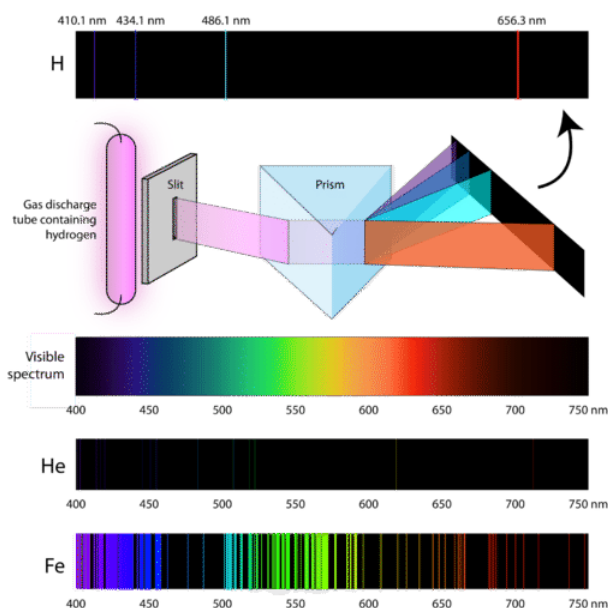


Figure 4.3.3: When light from a hydrogen gas discharge tube is passed through a prism, the light is split into four visible lines. Each of these spectral lines corresponds to a different electron transition from a higher energy state to a lower energy state. Every element has a unique atomic emission spectrum, as shown by the examples of helium (He) and iron (Fe). (Credit: Christopher Auyeung, using emission spectra available in the public domain; Source: CK-12 Foundation; H spectrum: [Commons Wikimedia, Emission Spectrum- H](#)(opens in new window) [commons.wikimedia.org]; visible spectrum: [Commons Wikimedia, Linear Visible Spectrum](#) (opens in new window) [commons.wikimedia.org]; He spectrum: [Commons Wikimedia, Helium Emission Spectrum](#)(opens in new window) [commons.wikimedia.org]; Fe spectrum: [Commons Wikimedia, Emission Spectrum-Fe](#)(opens in new window) [commons.wikimedia.org]; License: [CC BY-NC 3.0](#)(opens in new window))

Classical theory was unable to explain the existence of atomic emission spectra, also known as line-emission spectra. According to classical physics, a ground state atom would be able to absorb any amount of energy rather than only discrete amounts. Likewise, when the atoms relaxed back to a lower energy state, any amount of energy could be released. This would result in what is known as a **continuous spectrum**, where all wavelengths and frequencies are represented. White light viewed through a prism and a rainbow are examples of continuous spectra. Atomic emission spectra were more proof of the quantized nature of light and led to a new model of the atom based on quantum theory.



Summary

- Atomic emission spectra are produced when excited electrons return to the ground state.
- The emitted light of electrons corresponds to energies of the specific electrons.

Review

1. What is the ground state of an atom?
2. What is an excited state?

3. Why do we see emission lines when electrons return to the ground state?

This page titled [4.3: Atomic Emission Spectra](#) is shared under a [CK-12](#) license and was authored, remixed, and/or curated by [Theodore Chan](#) via [source content](#) that was edited to the style and standards of the LibreTexts platform.

- [5.5: Atomic Emission Spectra](#) by [CK-12 Foundation](#) is licensed [CK-12](#). Original source: <https://flexbooks.ck12.org/cbook/ck-12-chemistry-flexbook-2.0/>.

4.4: Bohr's Atomic Model



Figure 4.4.1 (Credit: Courtesy of the U.S. Department of Agriculture; Source: http://commons.wikimedia.org/wiki/File:Ladder_and_telegraph_pole.jpg (opens in new window); License: Public Domain)

How does this worker's energy change as he climbs up and down the ladder?

Climbing a ladder takes energy. At every step, you push yourself up against gravity, and accumulate potential energy. Coming back down releases that potential energy as you descend step by step. If you are not careful, you can release that potential energy all at once by falling off the ladder (never a good thing). In addition, you take the climb or descent in steps. There is no "in-between" position on the ladder—your foot either hits a rung, or it hits empty space, and you are in trouble until you find a rung to stand on.

Bohr's Atomic Model

Following the discoveries of hydrogen emission spectra and the photoelectric effect, the Danish physicist Niels Bohr (1885-1962) proposed a new model of the atom in 1915. Bohr proposed that electrons do not radiate energy as they orbit the nucleus, but exist in states of constant energy that he called **stationary states**. This means that the electrons orbit at fixed distances from the nucleus (see below). Bohr's work was primarily based on the emission spectra of hydrogen. This is also referred to as the planetary model of the atom. It explained the inner workings of the hydrogen atom. Bohr was awarded the Nobel Prize in physics in 1922 for his work.

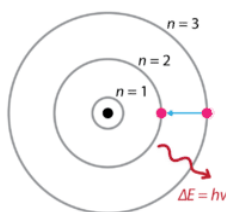



Figure 4.4.2: Bohr's atomic model hydrogen emission spectra. (Credit: Zachary Wilson; Source: CK-12 Foundation; License: [CC BY-NC 3.0](#) (opens in new window))

Bohr explained that electrons can be moved into different orbits with the addition of energy. When the energy is removed, the electrons return back to their ground state, emitting a corresponding amount of energy—a quantum of light, or photon. This was the basis for what later became known as **quantum theory**. This is a theory based on the principle that matter and energy have the properties of both particles and waves. It accounts for a wide range of physical phenomena, including the existence of discrete packets of energy and matter, the uncertainty principle, and the exclusion principle.

According to the Bohr model, often referred to as a **planetary model**, the electrons encircle the nucleus of the atom in specific allowable paths called orbits. When the electron is in one of these orbits, its energy is fixed. The ground state of the hydrogen atom, where its energy is lowest, is when the electron is in the orbit that is closest to the nucleus. The orbits that are further from the nucleus are all of successively greater energy. The electron is not allowed to occupy any of the spaces in between the orbits. An everyday analogy to the Bohr model is the rungs of a ladder. As you move up or down a ladder, you can only occupy specific rungs and cannot be in the spaces in between rungs. Moving up the ladder increases your potential energy, while moving down the ladder decreases your energy.

Bohr's work had a strong influence on our modern understanding of the inner workings of the atom. However, his model worked well as an explanation for the emissions of the hydrogen atom, but was seriously limited when applied to other atoms. Shortly after

Bohr published his planetary model of the atom, several new discoveries were made, which resulted in, yet again, a revised view of the atom.



Summary

- The Bohr model postulates that electrons orbit the nucleus at fixed energy levels.
- Orbits further from the nucleus exist at higher energy levels.
- When electrons return to a lower energy level, they emit energy in the form of light.

Review

1. When did Bohr propose his model of the atom?
2. What is a stationary state?
3. What is the ground state?
4. Can the electron occupy any space between the orbits?

This page titled [4.4: Bohr's Atomic Model](#) is shared under a [CK-12](#) license and was authored, remixed, and/or curated by [Theodore Chan](#) via [source content](#) that was edited to the style and standards of the LibreTexts platform.

- **5.6: Bohr's Atomic Model** by [CK-12 Foundation](#) is licensed [CK-12](#). Original source: <https://flexbooks.ck12.org/cbook/ck-12-chemistry-flexbook-2.0/>.

4.5: Quantum Mechanics

How do you study something that seemingly makes no sense?

We discuss electrons being in orbits, and it sounds like we can tell where an electron is at any moment. We can draw pictures of electrons in orbit, but the reality is that we just don't know exactly where they are. We will take a quick look at an area of science that even leaves scientists puzzled. When asked about quantum mechanics, Niels Bohr (who proposed the Bohr model of the atom) said, "Anyone who is not shocked by quantum theory has not understood it." Richard Feynman (one of the founders of modern quantum theory) stated, "I think I can safely say that nobody understands quantum theory." So, let's take a short trip into a land that challenges our everyday world...

Quantum Mechanics

The study of motion of large objects such as baseballs is called mechanics, or more specifically, classical mechanics. Because of the quantum nature of the electron and other tiny particles moving at high speeds, classical mechanics is inadequate to accurately describe their motion. **Quantum mechanics** is the study of the motion of objects that are atomic or subatomic in size and thus demonstrate wave-particle duality. In classical mechanics, the size and mass of the objects involved effectively obscures any quantum effects, so that such objects appear to gain or lose energies in any amounts. Particles whose motion is described by quantum mechanics gain or lose energy in the small pieces called **quanta**.

One of the fundamental (and hardest to understand) principles of quantum mechanics is that the electron is both a particle and a wave. In the everyday macroscopic world of things we can see, something cannot be both. But this duality can exist in the quantum world of the submicroscopic on the atomic scale.

At the heart of quantum mechanics is the idea that we cannot accurately specify the location of an electron. All we can say is that there is a probability that it exists within this certain volume of space. The scientist Erwin Schrödinger developed an equation that deals with these calculations, which we will not pursue at this time.



Figure 4.5.1: Erwin Schrödinger. (Credit: Unknown; Source: [http://commons.wikimedia.org/wiki/File:Erwin_Schr%25C3%25B6dinger.jpg\(opens in new window\)](http://commons.wikimedia.org/wiki/File:Erwin_Schr%25C3%25B6dinger.jpg(opens_in_new_window)); License: Public Domain)



Summary

- Quantum mechanics involves the study of material at the atomic level where the particles motion is described by gaining or losing the discrete amounts called quanta.
- In quantum mechanics, electrons exist simultaneously as both a particle and wave.

- This field deals with probabilities since we cannot definitely locate a particle.

Review

1. What does quantum mechanics help us understand?
2. How does quantum mechanics describe an electron?
3. According quantum mechanics, we cannot specify accurately the location of an electron. However what can we do to describe its location?

This page titled [4.5: Quantum Mechanics](#) is shared under a [CK-12](#) license and was authored, remixed, and/or curated by [Theodore Chan](#) via [source content](#) that was edited to the style and standards of the LibreTexts platform.

- **5.9: Quantum Mechanics** by [CK-12 Foundation](#) is licensed [CK-12](#). Original source: <https://flexbooks.ck12.org/cbook/ck-12-chemistry-flexbook-2.0/>.

4.6: Quantum Mechanical Atomic Model



Figure 4.6.1 (Credit: CK-12 Foundation; Source: CK-12 Foundation; License: CK-12 Curriculum Materials license)

Imagine that a news flash interrupts your favorite TV program... "There has been a hold-up at the First National Bank. The suspect fled in a car and is believed to be somewhere in the downtown district. Everyone is asked to be on the alert." The robber can be located only within a certain area - the police do not have an exact location, just a general idea as to the whereabouts of the thief.

Quantum Mechanical Atomic Model

In 1926, Austrian physicist Erwin Schrödinger (1887-1961) used the wave-particle duality of the electron to develop and solve a complex mathematical equation that accurately described the behavior of the electron in a hydrogen atom. **The quantum mechanical model** of the atom comes from the solution to Schrödinger's equation. Quantization of electron energies is a requirement in order to solve the equation. This is unlike the Bohr model, in which quantization was simply assumed with no mathematical basis.

Recall that in the Bohr model, the exact path of the electron was restricted to very well-defined circular orbits around the nucleus. The quantum mechanical model is a radical departure from that. Solutions to the Schrödinger wave equation, called **wave functions**, give only the probability of finding an electron at a given point around the nucleus. Electrons do not travel around the nucleus in simple circular orbits.

The location of the electrons in the quantum mechanical model of the atom is often referred to as an **electron cloud**. The electron cloud can be thought of in the following way: Imagine placing a square piece of paper on the floor with a dot in the circle representing the nucleus. Now take a marker and drop it onto the paper repeatedly, making small marks at each point the marker hits. If you drop the marker many, many times, the overall pattern of dots will be roughly circular. If you aim toward the center reasonably well, there will be more dots near the nucleus and progressively fewer dots as you move away from it. Each dot represents a location where the electron could be at any given moment. Because of the uncertainty principle, there is no way to know exactly where the electron is. An electron cloud has variable densities: a high density where the electron is most likely to be and a low density where the electron is least likely to be (see below).

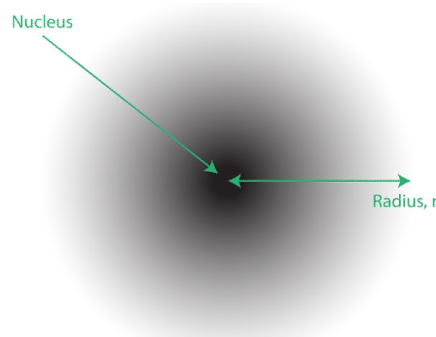


Figure 4.6.2: An electron cloud: the darker region nearer the nucleus indicates a high probability of finding the electron, while the lighter region further from the nucleus indicates a lower probability of finding the electron. (Credit: Christopher Auyeung; Source: CK-12 Foundation; License: [CC BY-NC 3.0](#)(opens in new window))

In order to specifically define the shape of the cloud, it is customary to refer to the area within which there is a 90 chance of finding the electron. This is called an **orbital**, the three-dimensional region of space that indicates where there is a high probability of finding an electron.



Summary

- The Schrödinger wave equation replaced Bohr's ideas about electron location with an uncertainty factor.
- The location of the electron can only be given as a probability that the electron is somewhere in a certain area.

Review

1. What does the quantum mechanical view of the atom require?
2. What is a wave function?
3. What does a high density electron cloud suggest?

This page titled [4.6: Quantum Mechanical Atomic Model](#) is shared under a [CK-12](#) license and was authored, remixed, and/or curated by [Theodore Chan](#) via [source content](#) that was edited to the style and standards of the LibreTexts platform.

- **5.11: Quantum Mechanical Atomic Model** by [CK-12 Foundation](#) is licensed [CK-12](#). Original source: <https://flexbooks.ck12.org/cbook/ck-12-chemistry-flexbook-2.0/>.

4.7: Energy Level



Figure 4.7.1 (Credit: PublicDomainPictures; Source: <https://pixabay.com/photos/fireworks-show-pyrotechnics-1758>(opens in new window); License: Pixabay License)

Fireworks are a great way to celebrate happy events. Do you know what causes the brilliant, colored lights of fireworks? The lights are bursts of energy given off by atoms in the fireworks. What do you suppose causes these bursts of light? The answer has to do with energy levels of atoms.

What Are Energy Levels?

Energy levels (also called electron shells) are fixed distances from the nucleus of an atom where electrons may be found. Electrons are tiny, negatively charged particles in an atom that move around the positive nucleus at the center. Energy levels are a little like the steps of a staircase. You can stand on one step or another but not in between the steps. The same goes for electrons. They can occupy one energy level or another but not the space between energy levels.

The model in the figure below shows the first four energy levels of an atom. Electrons in energy level I (also called energy level K) have the least amount of energy. As you go farther from the nucleus, electrons at higher levels have more energy, and their energy increases by a fixed, discrete amount. Electrons can jump from a lower to the next higher energy level if they absorb this amount of energy. Conversely, if electrons jump from a higher to a lower energy level, they give off energy, often in the form of light. This explains the fireworks pictured above. When the fireworks explode, electrons gain energy and jump to higher energy levels. When they jump back to their original energy levels, they release the energy as light. Different atoms have different arrangements of electrons, so they give off light of different colors.

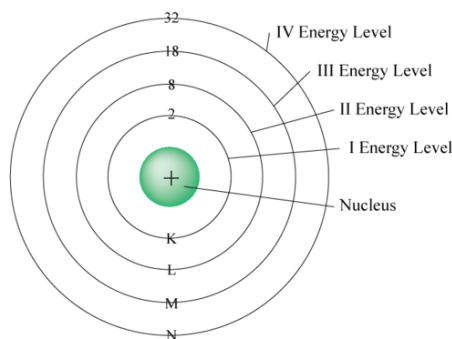


Figure 4.7.2 (Credit: Zachary Wilson; Source: CK-12 Foundation; License: [CC BY-NC 3.0](https://creativecommons.org/licenses/by-nc/3.0/)(opens in new window))

Q: In the atomic model Figure above, where would you find electrons that have the most energy?

A: Electrons with the most energy would be found in energy level IV.

Energy Levels and Orbitals

The smallest atoms are hydrogen atoms. They have just one electron. That one electron is in the first energy level. Bigger atoms have more electrons. Electrons are always added to the lowest energy level first until it has the maximum number of electrons possible. Then electrons are added to the next higher energy level until that level is full, and so on.

How many electrons can a given energy level hold? The maximum numbers of electrons possible for the first four energy levels are shown in the figure above. For example, energy level I can hold a maximum of two electrons, and energy level II can hold a maximum of eight electrons. The maximum number depends on the number of orbitals at a given energy level. An orbital is

a volume of space within an atom where an electron is most likely to be found. As you can see by the images in the figure below, some orbitals are shaped like spheres (S orbitals) and some are shaped like dumbbells (P orbitals). There are other types of orbitals as well.

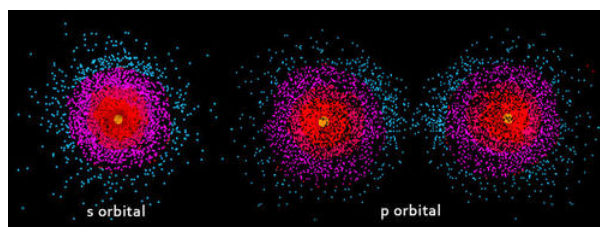


Figure 4.7.3 (Credit: Laura Guerin; Source: CK-12 Foundation; License: [CC BY-NC 3.0\(opens in new window\)](#))

Regardless of its shape, each orbital can hold a maximum of two electrons. Energy level I has just one orbital, so two electrons will fill this energy level. Energy level II has four orbitals, so it takes eight electrons to fill this energy level.

Q: Energy level III can hold a maximum of 18 electrons. How many orbitals does this energy level have?

A: At two electrons per orbital, this energy level must have nine orbitals.

The Outermost Level

Electrons in the outermost energy level of an atom have a special significance. These electrons are called valence electrons, and they determine many of the properties of an atom. An atom is most stable if its outermost energy level contains as many electrons as it can hold. For example, helium has two electrons, both in the first energy level. This energy level can hold only two electrons, so helium's only energy level is full. This makes helium a very stable element. In other words, its atoms are unlikely to react with other atoms.

Consider the elements fluorine and lithium, modeled in the figure below. Fluorine has seven of eight possible electrons in its outermost energy level, which is energy level II. It would be more stable if it had one more electron because this would fill its outermost energy level. Lithium, on the other hand, has just one of eight possible electrons in its outermost energy level (also energy level II). It would be more stable if it had one less electron because it would have a full outer energy level (now energy level I).

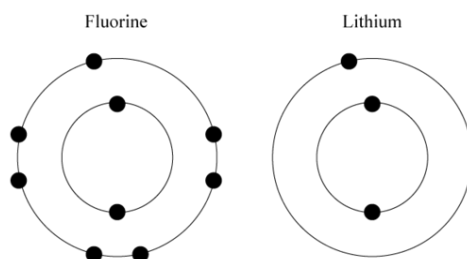


Figure 4.7.4 (Credit: Zachary Wilson; Source: CK-12 Foundation; License: [CC BY-NC 3.0\(opens in new window\)](#))

Both fluorine and lithium are highly reactive elements because of their number of valence electrons. Fluorine will readily gain one electron and lithium will just as readily give up one electron to become more stable. In fact, lithium and fluorine will react together as shown in the figure below. When the two elements react, lithium transfers its one “extra” electron to fluorine.

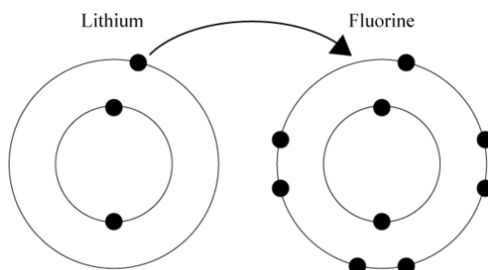


Figure 4.7.5 (Credit: Zachary Wilson; Source: CK-12 Foundation; License: [CC BY-NC 3.0\(opens in new window\)](#))

Q: A neon atom has ten electrons. How many electrons does it have in its outermost energy level? How stable do you think a neon atom is?

A: A neon atom has two electrons in energy level I and its remaining eight electrons in energy level II, which can hold only eight electrons. This means that its outermost energy level is full. Therefore, a neon atom is very stable.

Summary

- Energy levels (also called electron shells) are fixed distances from the nucleus of an atom where electrons may be found. As you go farther from the nucleus, electrons at higher energy levels have more energy.
- Electrons are always added to the lowest energy level first until it has the maximum number of electrons possible, and then electrons are added to the next higher energy level until that level is full, and so on. The maximum number of electrons at a given energy level depends on its number of orbitals. There are at most two electrons per orbital.
- Electrons in the outermost energy level of an atom are called valence electrons. They determine many of the properties of an atom, including how reactive it is.

Review

1. What are energy levels?
2. Relate energy levels to the amount of energy their electrons have.
3. What must happen for an electron to jump to a different energy level?
4. How many electrons can the fourth energy level have? How many orbitals are there at this energy level?
5. An atom of sodium has 11 electrons. Make a sketch of a sodium atom, showing how many electrons it has at each energy level. Infer how reactive sodium atoms are.

Resources



This page titled [4.7: Energy Level](#) is shared under a [CK-12](#) license and was authored, remixed, and/or curated by [Theodore Chan](#) via [source content](#) that was edited to the style and standards of the LibreTexts platform.

4.8: Orbitals



Figure 4.8.1 (Credit: User:Baseball Bugs/Wikimedia Commons; Source: [Commons Wikimedia, Plane over Lake Harriet](#)(opens in new window) [commons.wikimedia.org]; License: Public Domain)

How is it that so many planes are able to fly without running into each other?

The flight path of a commercial airliner is carefully regulated by the Federal Aviation Administration. Each airplane must maintain a distance of five miles from another plane flying at the same altitude, and be 2,000 feet above and below another aircraft (1,000 feet if the altitude is less than 29,000 feet). So, each aircraft only has certain positions it is allowed to maintain while it flies. Quantum mechanics demonstrates that electrons have similar restrictions on their locations.

Orbitals

We can apply our knowledge of quantum numbers to describe the arrangement of electrons for a given atom. We do this with something called **electron configurations**. They are effectively a map of the electrons for a given atom. We look at the four quantum numbers for a given electron and then assign that electron to a specific orbital.

s Orbitals

For any value of n , a value of $l = 0$ places that electron in an **s orbital**. This orbital is spherical in shape:

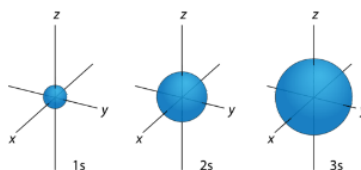


Figure 4.8.2 (Credit: Christopher Auyeung; Source: CK-12 Foundation; License: [CC BY-NC 3.0](#)(opens in new window))

p Orbitals

From the table below, it is evident that there are three possible orbitals when $l = 1$. These are designated as **p orbitals** and have dumbbell shapes. Each of the p orbitals has a different orientation in three-dimensional space.

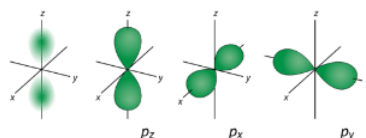


Figure 4.8.3 (Credit: Christopher Auyeung; Source: CK-12 Foundation; License: [CC BY-NC 3.0](#)(opens in new window))

d Orbitals

When $l = 2$, m_l values can be -2 , -1 , 0 , $+1$, $+2$ for a total of five **d orbitals**. Note that all five of the orbitals have specific three-dimensional orientations.

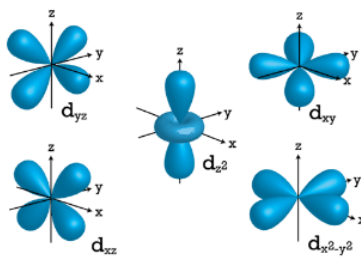


Figure 4.8.4 (Credit: Christopher Auyeung; Source: CK-12 Foundation; License: [CC BY-NC 3.0\(opens in new window\)](#))

f Orbitals

The most complex set of orbitals are the **f orbitals**. When $l = 3$, m_l values can be $-3, -2, -1, 0, +1, +2, +3$ for a total of seven different orbital shapes. Again, note the specific orientations of the different f orbitals.

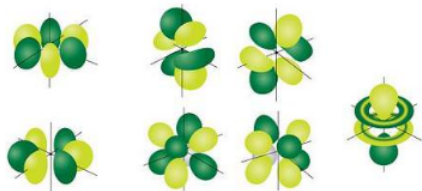


Figure 4.8.5 (Credit: Christopher Auyeung; Source: CK-12 Foundation; License: [CC BY-NC 3.0\(opens in new window\)](#))

Table 4.8.1: Electron Arrangement Within Energy Levels

Principal Quantum Number (n)	Allowable Sublevels	Number of Orbitals per Sublevel	Number of Orbitals per Principal Energy Level	Number of Electrons per Sublevel	Number of Electrons per Principal Energy Level
1	<i>s</i>	1	1	2	2
2	<i>s</i>	1	4	2	8
	<i>p</i>	3		6	
3	<i>s</i>	1	9	2	18
	<i>p</i>	3		6	
	<i>d</i>	5		10	
4	<i>s</i>	1	16	2	32
	<i>p</i>	3		6	
	<i>d</i>	5		10	
	<i>f</i>	7		14	



Summary

- There are four different classes of electron orbitals.
- Electron orbitals are determined by the value of the angular momentum quantum number l .

Review

1. What is an electron configuration?
2. How many electrons are in the $n = 1$ orbital?
3. What is the total number of electrons in a p orbital?
4. How many electrons does it take to completely fill a d orbital?

This page titled [4.8: Orbitals](#) is shared under a [CK-12](#) license and was authored, remixed, and/or curated by [Theodore Chan](#) via [source content](#) that was edited to the style and standards of the LibreTexts platform.

- **5.13: Orbitals** by [CK-12 Foundation](#) is licensed [CK-12](#). Original source: <https://flexbooks.ck12.org/cbook/ck-12-chemistry-flexbook-2.0/>.

4.9: Aufbau Principle



Figure 4.9.1 (Credit: Gary Minnaert; Source: [Commons Wikimedia, File:LACMA BCAM02.jpg](#)(opens in new window) [commons.wikimedia.org]; License: Public Domain)

How are buildings constructed?

Construction of a building begins at the bottom. The foundation is laid, and the building goes up step by step. You obviously cannot start with the roof, since there is no place to hang it. The building goes from the lowest level to the highest level in a systematic way.

Aufbau Principle

In order to create ground state electron configurations for any element, it is necessary to know the way in which the atomic sublevels are organized in order of increasing energy. Figure 4.9.2 shows the order of increasing energy of the sublevels.

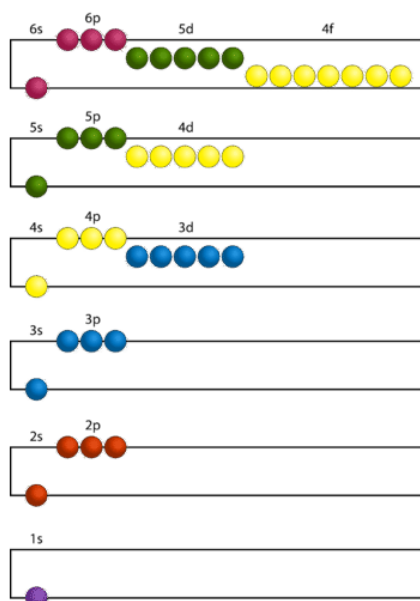


Figure 4.9.2: Electrons are added to atomic orbitals in order from low energy (bottom of the graph) to high (top of the graph), according to the Aufbau principle. Principle energy levels are color coded, while sublevels are grouped together, and each circle represents an orbital capable of holding two electrons. (Credit: Christopher Auyeung; Source: CK-12 Foundation; License: [CC BY-NC 3.0](#)(opens in new window))

The lowest energy sublevel is always the $1s$ sublevel, which consists of one orbital. The single electron of the hydrogen atom will occupy the $1s$ orbital when the atom is in its ground state. As we proceed to atoms with multiple electrons, those electrons are added to the next lowest sublevel: $2s$, $2p$, $3s$, and so on. The **Aufbau principle** states that an electron occupies orbitals in order from lowest energy to highest. The Aufbau (German for *building up, construction*) principle is sometimes referred to as the "building up" principle. It is worth noting that in reality, atoms are not built by adding protons and electrons one at a time, and that this method is merely an aid to understand the end result.

As seen in the figure above, the energies of the sublevels in different principal energy levels eventually begin to overlap. After the $3p$ sublevel, it would seem logical that the $3d$ sublevel should be the next lowest in energy. However, the $4s$ sublevel is slightly lower in energy than the $3d$ sublevel and thus fills first. Following the filling of the $3d$ sublevel is the $4p$, then the $5s$ and the $4d$.

Note that the $4f$ sublevel does not fill until just after the $6s$ sublevel. Figure 4.9.2 is a useful and simple aid for keeping track of the order of fill of the atomic sublevels.

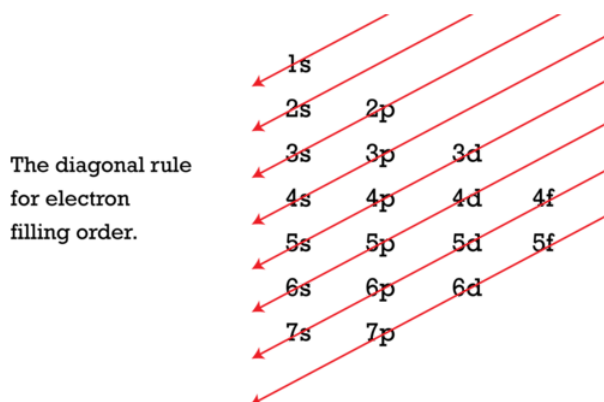


Figure 4.9.3: The Aufbau principle is illustrated in the diagram by following each red arrow in order from top to bottom: $1s$, $2s$, $2p$, $3s$, etc. (Credit: Christopher Auyeung; Source: CK-12 Foundation; License: [CC BY-NC 3.0](https://creativecommons.org/licenses/by-nc/3.0/)(opens in new window))



Summary

- The Aufbau principle gives the order of electron filling in an atom.
- It can be used to describe the locations and energy levels of every electron in a given atom.

Review

1. What is the Aufbau principle?
2. Which orbital is filled after the $2p$?
3. Which orbital is filled after $4s$?
4. Which orbital is filled after $6s$?

This page titled [4.9: Aufbau Principle](#) is shared under a [CK-12](#) license and was authored, remixed, and/or curated by [Theodore Chan](#) via [source content](#) that was edited to the style and standards of the LibreTexts platform.

- **5.15: Aufbau Principle** by [CK-12 Foundation](#) is licensed [CK-12](#). Original source: <https://flexbooks.ck12.org/cbook/ck-12-chemistry-flexbook-2.0/>.

4.10: Pauli Exclusion Principle



Figure 4.10.1 (Credit: Pixabay:Nemo; Source: <http://pixabay.com/en/mail-internet-icon-electronic-35636/>(opens in new window); License: Pixelbay License)

Can you name one thing that easily distinguishes you from the rest of the world?

And we're not talking about DNA—that's a little expensive to sequence. For many people, it is their email address. My email address allows people all over the world to contact me. It does not belong to anyone else, but serves to identify me. Electrons also have a unique set of identifiers in the quantum numbers that describe their location and spin.

Pauli Exclusion Principle

When we look at the orbital possibilities for a given atom, we see that there are different arrangements of electrons for each different type of atom. Since each electron must maintain its unique identity, we intuitively sense that the four quantum numbers for any given electron must not match up exactly with the four quantum numbers for any other electron in that atom.

For the hydrogen atom, there is no problem since there is only one electron in the H atom. However, for helium, we see that the first three quantum numbers for the two electrons are the same: same energy level, same spherical shape. What differentiates the two helium electrons is their spin. One of the electrons has a $+\frac{1}{2}$ spin while the other electron has a $-\frac{1}{2}$ spin. So, the two electrons in the $1s$ orbital are each unique and distinct from one another because their spins are different. This observation leads to the **Pauli exclusion principle**, which states that no two electrons in an atom can have the same set of four quantum numbers. The energy of the electron is specified by the principal, angular momentum, and magnetic quantum numbers. If those three numbers are identical for two electrons, the spin numbers must be different in order for the two electrons to be differentiated from one another. The two values of the spin quantum number allow each orbital to hold two electrons. Figure 4.10.2 shows how the electrons are indicated in a diagram.

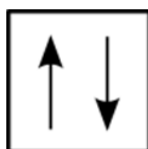


Figure 4.10.2: In an orbital filling diagram, a square represents an orbital, while arrows represent electrons. An arrow pointing upward represents one spin direction, while an arrow pointing downward represents the other spin direction. (Credit: CK-12 Foundation; Source: CK-12 Foundation; License: [CC BY-NC 3.0](https://creativecommons.org/licenses/by-nc/3.0/)(opens in new window))



Summary

- The Pauli exclusion principle specifies limits on how identical quantum numbers can be for two electrons in the same atom.

Review

1. What is the difference between the two helium electrons?
2. What does the Pauli exclusion principle state?
3. What does the two values for the spin quantum number allow?

This page titled [4.10: Pauli Exclusion Principle](#) is shared under a [CK-12](#) license and was authored, remixed, and/or curated by [Theodore Chan](#) via [source content](#) that was edited to the style and standards of the LibreTexts platform.

- **5.16: Pauli Exclusion Principle** by [CK-12 Foundation](#) is licensed [CK-12](#). Original source: <https://flexbooks.ck12.org/cbook/ck-12-chemistry-flexbook-2.0/>.

4.11: Hund's Rule and Orbital Filling Diagrams



Figure 4.11.1 (Credit: Laura Guerin; Source: CK-12 Foundation; License: [CC by 3.0\(opens in new window\)](#))

Have you ever wondered what those load limit signs mean on a bridge?

The sign above signifies that nothing over five tons is allowed because it will do damage to the structure. There are limits to the amount of weight that a bridge can support, there are limits to the number of people that can safely occupy a room, and there are limits to what can go into an electron orbital.

Hund's Rule

The last of the three rules for constructing electron arrangements requires electrons to be placed one at a time in a set of orbitals within the same sublevel. This minimizes the natural repulsive forces that one electron has for another. **Hund's rule** states that orbitals of equal energy are each occupied by one electron before any orbital is occupied by a second electron, and that each of the single electrons must have the same spin. The figure below shows how a set of three p orbitals is filled with one, two, three, and four electrons.

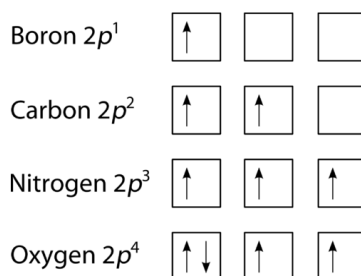


Figure 4.11.2: The $2p$ sublevel, for the elements boron ($Z = 5$), carbon ($Z = 6$), nitrogen ($Z = 7$), and oxygen ($Z = 8$). According to Hund's rule, as electrons are added to a set of orbitals of equal energy, one electron enters each orbital before any orbital receives a second electron. (Credit: Joy Sheng; Source: CK-12 Foundation; License: [CC BY-NC 3.0\(opens in new window\)](#))

Orbital Filling Diagrams

An **orbital filling diagram** is the more visual way to represent the arrangement of all the electrons in a particular atom. In an orbital filling diagram, the individual orbitals are shown as circles (or squares) and orbitals within a sublevel are drawn next to each other horizontally. Each sublevel is labeled by its principal energy level and sublevel. Electrons are indicated by arrows inside the circles. An arrow pointing upwards indicates one spin direction, while a downward pointing arrow indicates the other direction. The orbital filling diagrams for hydrogen, helium, and lithium are shown in the figure below.

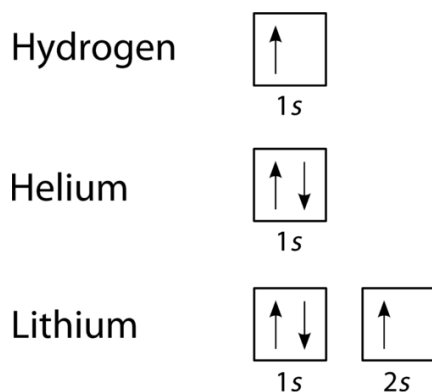


Figure 4.11.3: Orbital filling diagrams for hydrogen, helium, and lithium. (Credit: Joy Sheng; Source: CK-12 Foundation; License: [CC BY-NC 3.0\(opens in new window\)](#))

According to the Aufbau process, sublevels and orbitals are filled with electrons in order of increasing energy. Since the s sublevel consists of just one orbital, the second electron simply pairs up with the first electron as in helium. The next element is lithium and necessitates the use of the next available sublevel, the $2s$.

The filling diagram for carbon is shown in the figure below. There are two $2p$ electrons for carbon and each occupies its own $2p$ orbital.

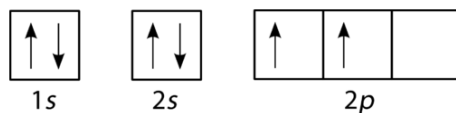


Figure 4.11.4: Orbital filling diagram for carbon. (Credit: Joy Sheng; Source: CK-12 Foundation; License: [CC BY-NC 3.0\(opens in new window\)](#))

Oxygen has four $2p$ electrons. After each $2p$ orbital has one electron in it, the fourth electron can be placed in the first $2p$ orbital with a spin opposite that of the other electron in that orbital.

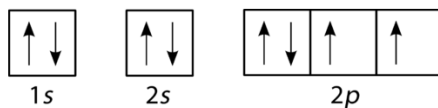


Figure 4.11.5: Orbital filling diagram for oxygen. (Credit: Joy Sheng; Source: CK-12 Foundation; License: [CC BY-NC 3.0\(opens in new window\)](#))



Summary

- Hund's rule specifies the order of electron filling within a set of orbitals.
- Orbital filling diagrams are a way of indicating electron locales in orbitals.

Review

1. State Hund's rule.
2. What is an orbital filling diagram?
3. Is the diagram in figure below correct? Explain your answer.

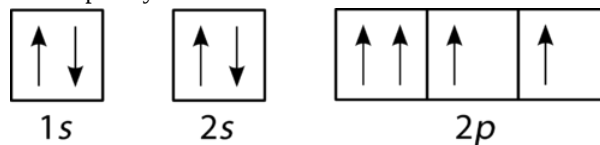


Figure 4.11.6 (Credit: Joy Sheng; Source: CK-12 Foundation; License: [CC BY-NC 3.0\(opens in new window\)](#))

4. Is the diagram in figure below correct? Explain your answer.

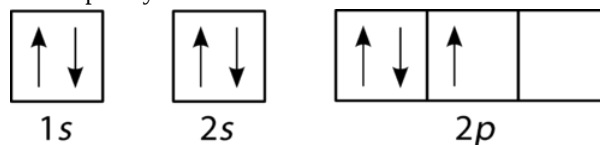


Figure 4.11.7 (Credit: Joy Sheng; Source: CK-12 Foundation; License: [CC BY-NC 3.0\(opens in new window\)](#))

This page titled [4.11: Hund's Rule and Orbital Filling Diagrams](#) is shared under a [CK-12](#) license and was authored, remixed, and/or curated by [Theodore Chan](#) via [source content](#) that was edited to the style and standards of the LibreTexts platform.

- **5.17: Hund's Rule and Orbital Filling Diagrams** by [CK-12 Foundation](#) is licensed [CK-12](#). Original source: <https://flexbooks.ck12.org/cbook/ck-12-chemistry-flexbook-2.0/>.

4.12: Electron Configurations

```
C:\Temp> dir
Volume in drive C is C
Volume Serial Number is 74F5-B93C

Directory of C:\Temp

2009-08-25 11:59 <DIR> .
2009-08-25 11:59 <DIR> ..
2007-03-01 11:37      2,321,600 AdobeUpdater12345.exe
2009-04-03 10:01      27,988 dd_depcheckdotnetfx30.txt
2009-04-03 10:01       764 dd_dotnetfx3error.txt
2009-04-03 10:01      32,572 dd_dotnetfx3install.txt
2009-06-09 13:46      35,145 GenProfile.log
2009-08-05 12:11       155 KB969856.log
2009-04-20 08:37       402 MS129e0b.LOG
2009-04-09 16:34      38,895 offcnll1.log
2009-04-03 16:02 <DIR> OfficePatches
2009-07-14 14:30 <DIR> OHotfix
2009-08-25 10:52      16,384 PerfLib_Perfdata_c30.dat
2009-04-03 10:01       1,744 uxeventlog.txt
2009-08-25 11:42     50,245,632 WFV2F.tmp
2009-04-20 10:07       1,397 {AC76BA86-7AD7-1033-7B44-AA1300000003}.ini
2009-04-20 10:13       617 {AC76BA86-7AD7-1033-7B44-AA1300000003}.ini
               13 File(s)      52,723,295 bytes
               4 Dir(s)      83,570,208,768 bytes free
```

Figure 4.12.1 (Credit: David R. Tribble (User:Loadmaster/Wikimedia Commons); Source: [Commons wikimedia](#), [Dir Command in Windows Command Prompt](#)(opens in new window) [commons.wikimedia.org]; License: Public Domain)

How big is a file?

If you keep your papers in manila folders, you can pick up a folder and see how much it weighs. If you want to know how many different papers (articles, bank records, or whatever else you keep in a folder), you have to take everything out and count. A computer directory, on the other hand, tells you exactly how much you have in each file. We can get the same information on atoms. If we use an orbital filling diagram, we have to count arrows. When we look at electron configuration data, we simply add up the numbers.

Electron Configurations

Electron configuration notation eliminates the boxes and arrows of orbital filling diagrams. Each occupied sublevel designation is written followed by a superscript that is the number of electrons in that sublevel. For example, the hydrogen configuration is $1s^1$, while the helium configuration is $1s^2$. Multiple occupied sublevels are written one after another. The electron configuration of lithium is $1s^2 2s^1$. The sum of the superscripts in an electron configuration is equal to the number of electrons in that atom, which is in turn equal to its atomic number.

Example 4.12.1

Draw the orbital filling diagram for carbon and write its electron configuration.

Solution

Step 1: List the known quantities and plan the problem.

Known

- atomic number of carbon, $Z=6$

Use the order of fill diagram to draw an orbital filling diagram with a total of six electrons. Follow Hund's rule. Write the electron configuration.

Step 2: Construct diagram.

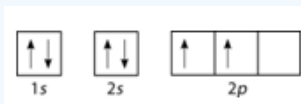


Figure 4.12.2: Orbital filling diagram for carbon. (Credit: Joy Sheng; Source: CK-12 Foundation; License: [CC BY-NC 3.0](#)(opens in new window))

Electron configuration $1s^2 2s^2 2p^2$

Step 3: Think about your result.

Following the $2s$ sublevel is the $2p$, and p sublevels always consist of three orbitals. All three orbitals need to be drawn even if one or more is unoccupied. According to Hund's rule, the sixth electron enters the second of those p orbitals, with the same spin as the fifth electron.

Second Period Elements

Periods refer to the horizontal rows of the periodic table. The first period of the periodic table contains only the elements hydrogen and helium. This is because the first principal energy level consists of only the s sublevel, and so only two electrons are required in order to fill the entire principal energy level. Each time a new principal energy level begins, as with the third element lithium, a new period is started on the periodic table. As one moves across the second period, electrons are successively added. With beryllium ($Z = 4$), the $2s$ sublevel is complete and the $2p$ sublevel begins with boron ($Z = 5$). Since there are three $2p$ orbitals and each orbital holds two electrons, the $2p$ sublevel is filled after six elements. Table 4.12.1 shows the electron configurations of the elements in the second period.

Table 4.12.1: Electron Configurations of Second-Period Elements

Element Name	Symbol	Atomic Number	Electron Configuration
Lithium	Li	3	$1s^2 2s^1$
Beryllium	Be	4	$1s^2 2s^2$
Boron	B	5	$1s^2 2s^2 2p^1$
Carbon	C	6	$1s^2 2s^2 2p^2$
Nitrogen	N	7	$1s^2 2s^2 2p^3$
Oxygen	O	8	$1s^2 2s^2 2p^4$
Fluorine	F	9	$1s^2 2s^2 2p^5$
Neon	Ne	10	$1s^2 2s^2 2p^6$





Summary

- Electron configuration notation simplifies the indication of where electrons are located in a specific atom.
- Superscripts are used to indicate the number of electrons in a given sublevel.

Review

1. What does electron configuration notation eliminate?
2. How do we know how many electrons are in each sublevel?
3. An atom has the electron configuration of $1s^2 2s^2 2p^5$. How many electrons are in that atom?
4. Which element has the electron configuration of $1s^2 2s^2 2p^6 3s^2$?

This page titled [4.12: Electron Configurations](#) is shared under a [CK-12](#) license and was authored, remixed, and/or curated by [Theodore Chan](#) via [source content](#) that was edited to the style and standards of the LibreTexts platform.

- **5.18: Electron Configurations** by [CK-12 Foundation](#) is licensed [CK-12](#). Original source: <https://flexbooks.ck12.org/cbook/ck-12-chemistry-flexbook-2.0/>.

4.13: Valence Electrons



Figure 4.13.1 (Credit: User:Chemicalinterest/Wikipedia; http://commons.wikimedia.org/wiki/File:Cobalt_carbonate.JPG(opens in new window); License: Public Domain)


Source:

What makes a particular element very reactive and another element non-reactive?

A chemical reaction involves either electron removal, electron addition, or electron sharing. The path that a specific element will take in a reaction depends on where the electrons are in the atom and how many there are.

Valence Electrons

In the study of chemical reactivity, electrons in the outermost principal energy level are very important and so are given a special name. **Valence electrons** are the electrons in the highest occupied principal energy level of an atom. In the second period elements, the two electrons in the $1s$ sublevel are called **inner-shell electrons** and are not involved directly in the element's reactivity, or in the formation of compounds. Lithium has a single electron in the second principal energy level, and so we say that lithium has one valence electron. Beryllium has two valence electrons. How many valence electrons does boron have? Recognize that the second principal energy level consists of both the $2s$ and the $2p$ sublevels, and so the answer is three. In fact, the number of valence electrons goes up by one for each step across a period, until the last element is reached. Neon, with its configuration ending in $2s^2 2p^6$, has eight valence electrons.





Summary

- Valence electrons are the outer-shell electrons of an atom.
- Valence electrons determine the reactivity of an atom.

Review

1. Define valence electron.
2. Define inner shell electron.
3. How many valence electrons are there in fluorine?
4. What are the 2s electrons in nitrogen?
5. How many inner shell electrons are there in beryllium?

This page titled [4.13: Valence Electrons](#) is shared under a [CK-12](#) license and was authored, remixed, and/or curated by [Theodore Chan](#) via [source content](#) that was edited to the style and standards of the LibreTexts platform.

- **5.19: Valence Electrons** by [CK-12 Foundation](#) is licensed [CK-12](#). Original source: <https://flexbooks.ck12.org/cbook/ck-12-chemistry-flexbook-2.0/>.

4.14: Noble Gas Configuration



Figure 4.14.1 (Credit: User:Danbold/Wikipedia; Source: http://commons.wikimedia.org/wiki/File:Set_dinner_table.jpg(opens in new window); License: Public Domain)

How does it feel to be full after a meal?

Envision that you have nearly finished a great meal, but cannot put another bite in your mouth because there is no place for it to go. The noble gases have the same problem—there is no room for any more electrons in their outer shells. They are completely full and cannot handle any more.

Noble Gas Configuration


Sodium, element number 11, is the first element in the third period of the periodic table. Its electron configuration is $1s^2 2s^2 2p^6 3s^1$. The first ten electrons of the sodium atom are the inner-shell electrons and the configuration of just those ten electrons is exactly the same as the configuration of the element neon ($Z = 10$). This provides the basis for a shorthand notation for electron configurations called the noble gas configuration. The elements that are found in the last column of the periodic table are an important group of elements called the noble gases. They are helium, neon, argon, krypton, xenon, and radon. A **noble gas configuration** of an atom consists of the elemental symbol of the last noble gas prior to that atom, followed by the configuration of the remaining electrons. So for sodium, we make the substitution of [Ne] for the $1s^2 2s^2 2p^6$ part of the configuration. Sodium's noble gas configuration becomes [Ne] $3s^1$. Table 4.14.1 shows the noble gas configurations of the third period elements.

Table 4.14.1: Electron Configurations of Third-Period Elements

Element Name	Symbol	Atomic Number	Noble Gas Electron Configuration
Sodium	Na	11	[Ne] $3s^1$
Magnesium	Mg	12	[Ne] $3s^2$
Aluminum	Al	13	[Ne] $3s^2 3p^1$
Silicon	Si	14	[Ne] $3s^2 3p^2$
Phosphorus	P	15	[Ne] $3s^2 3p^3$
Sulfur	S	16	[Ne] $3s^2 3p^4$
Chlorine	Cl	17	[Ne] $3s^2 3p^5$
Argon	Ar	18	[Ne] $3s^2 3p^6$

Again, the number of valence electrons increases from one to eight across the third period.

The fourth and subsequent periods follow the same pattern, except for the use of a different noble gas. Potassium has nineteen electrons, one more than the noble gas argon, so its configuration could be written as [Ar] $4s^1$. In a similar fashion, strontium has two more electrons than the noble gas krypton, which would allow us to write its electron configuration as [Kr] $5s^2$. All elements can be represented in this fashion.



Summary

- The noble gas configuration system allows some shortening of the total electron configuration by using the symbol for the noble gas of the previous period as part of the pattern of electrons.

Review

1. What is the element represented by $[\text{Ne}] 3s^2 3p^2$?
2. What element has this electron configuration $[\text{Ar}] 3d^7 4s^2$?
3. What noble gas would be part of the electron configuration notation for Mn?
4. How would you write the electron configuration for Ba?

This page titled [4.14: Noble Gas Configuration](#) is shared under a [CK-12](#) license and was authored, remixed, and/or curated by [Theodore Chan](#) via [source content](#) that was edited to the style and standards of the LibreTexts platform.

- **5.20: Noble Gas Configuration** by [CK-12 Foundation](#) is licensed [CK-12](#). Original source: <https://flexbooks.ck12.org/cbook/ck-12-chemistry-flexbook-2.0/>.

4.15: Periodic Trends- Atomic Radius



Figure 4.15.1 (Credit: James Cridland; Source: <http://www.flickr.com/photos/jamescridland/613445810/>(opens in new window); License: CC by 2.0(opens in new window))

How can all of these people fit in such a small space?

Events draw large numbers of people to them. Even an outdoor event can fill up so that there is no room for more people. The crowd capacity depends on the amount of space in the venue, and the amount of space depends on the size of the objects filling it. We can get more people into a given space than can elephants, because elephants are larger than people. We can get more squirrels into that same space than we can people for the same reason. Knowing the sizes of objects to be dealt with can be important in deciding how much space is needed.

Atomic Radius

The size of atoms is important to explanations of the behavior of atoms or compounds. One way to express the size of atoms is by use of **atomic radius**. This data helps us understand why some molecules fit together and why other molecules have parts that get too crowded under certain conditions.

The size of an atom is defined by the edge of its orbital. However, orbital boundaries are fuzzy, and variable under different conditions. In order to standardize the measurement of atomic radii, the distance between the nuclei of two identical atoms bonded together is measured. The atomic radius is defined as one-half the distance between the nuclei of identical atoms that are bonded together.

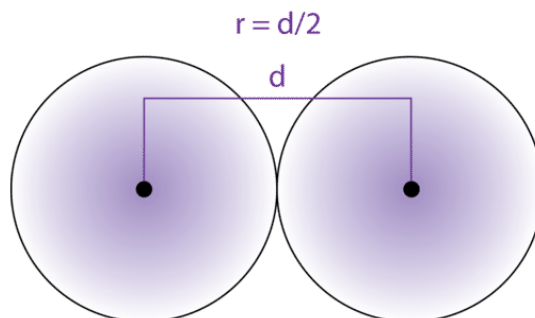


Figure 4.15.2: The atomic radius (r) of an atom can be defined as one half the distance (d) between two nuclei in a diatomic molecule. (Credit: Christopher Auyeung; Source: CK-12 Foundation; License: CC BY-NC 3.0(opens in new window))

Atomic radii have been measured for elements. The units for atomic radii are picometers, equal to 10^{-12} meters. As an example, the internuclear distance between the two hydrogen atoms in an H_2 molecule is measured to be 74 pm. Therefore, the atomic radius of a hydrogen atom is $\frac{74}{2} = 37$ pm.

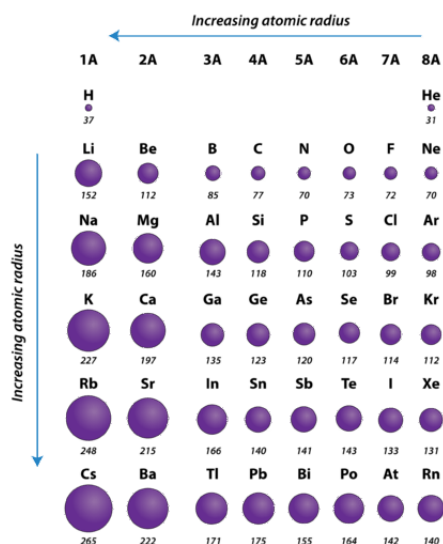


Figure 4.15.3: Atomic radii of the representative elements measured in picometers. (Credit: Christopher Auyeung; Source: CK-12 Foundation; License: [CC BY-NC 3.0\(opens in new window\)](#))

Periodic Trend

The atomic radius of atoms generally decreases from left to right across a period. There are some small exceptions, such as the oxygen radius being slightly greater than the nitrogen radius. Within a period, protons are added to the nucleus as electrons are being added to the same principal energy level. These electrons are gradually pulled closer to the nucleus because of its increased positive charge. Since the force of attraction between nuclei and electrons increases, the size of the atoms decreases. The effect lessens as one moves further to the right in a period, because of electron-electron repulsions that would otherwise cause the atom's size to increase.

Group Trend

The atomic radius of atoms generally increases from top to bottom within a group. As the atomic number increases down a group, there is again an increase in the positive nuclear charge. However, there is also an increase in the number of occupied principal energy levels. Higher principal energy levels consist of orbitals which are larger in size than the orbitals from lower energy levels. The effect of the greater number of principal energy levels outweighs the increase in nuclear charge, and so atomic radius increases down a group.

Atomic radius plotted against atomic number

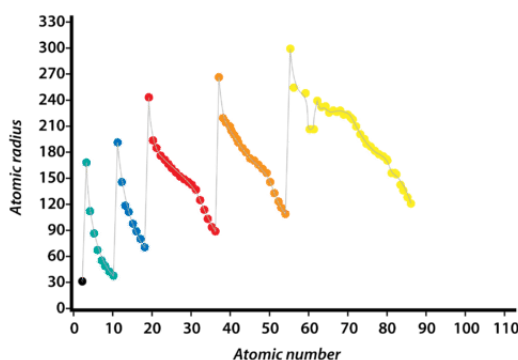
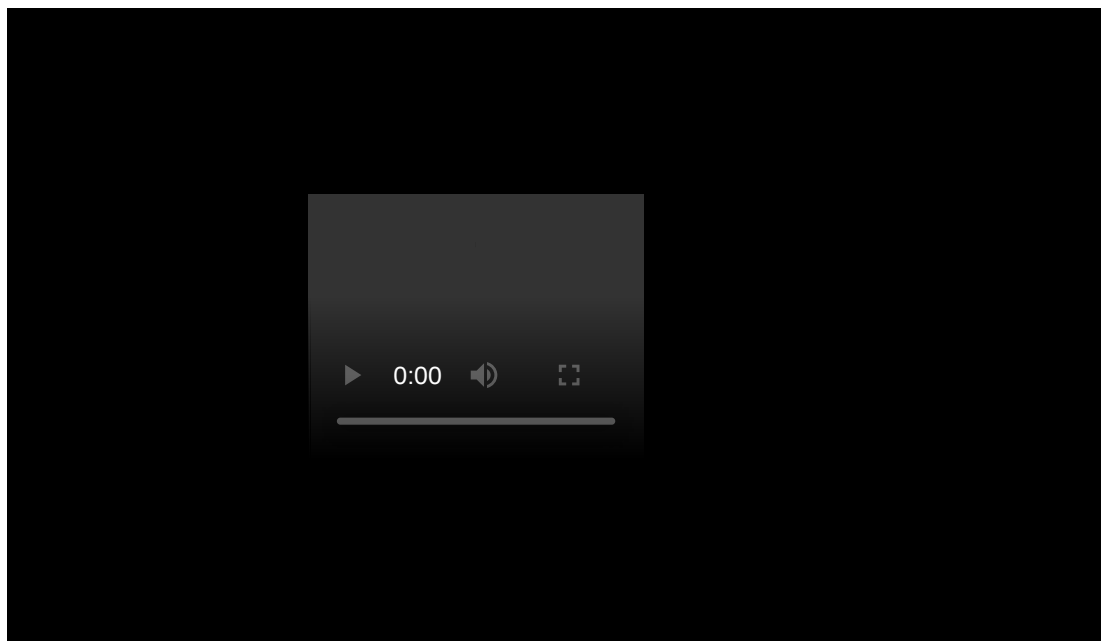


Figure 4.15.4: A graph of atomic radius plotted versus atomic number. Each successive period is shown in a different color. As the atomic number increases within a period, the atomic radius decreases. (Credit: Christopher Auyeung; Source: CK-12 Foundation; License: [CC BY-NC 3.0\(opens in new window\)](#))



Summary

- Atomic radius is determined as half the distance between the nuclei of two identical atoms bonded together.
- The atomic radius of atoms generally decreases from left to right across a period.
- The atomic radius of atoms generally increases from top to bottom within a group.

Review

1. Define “atomic radius.”
2. What are the units of measurement for atomic radius?
3. How does the atomic radius of different elements change across a period?
4. How does atomic radius change from top to bottom within a group?
5. Explain why the atomic radius of hydrogen is so much smaller than the atomic radius of potassium.

This page titled [4.15: Periodic Trends- Atomic Radius](#) is shared under a [CK-12](#) license and was authored, remixed, and/or curated by [Theodore Chan](#) via [source content](#) that was edited to the style and standards of the LibreTexts platform.

- [6.15: Periodic Trends- Atomic Radius](#) by [CK-12 Foundation](#) is licensed [CK-12](#). Original source: <https://flexbooks.ck12.org/cbook/ck-12-chemistry-flexbook-2.0/>.

4.16: Periodic Trends - Ionization Energy




Figure 4.16.1 (Credit: Paul Englefield; Source: http://commons.wikimedia.org/wiki/File:Sheep_herd.jpg (opens in new window); License: CC by 2.0 (opens in new window))

Why do sheep travel in herds?

Like many other animals, sheep travel in herds. The tendency is for each individual sheep to stay with the herd. However, a sheep may sometimes wander off, depending on how strong the attraction is for a particular food or water supply. At other times, a sheep may become frightened and run off. Whether a sheep chooses to stay with the herd or go its own way depends on the balance between attraction to the herd and attraction to the outside influence.

There is an on-going tension between the electrons and protons in an atom. Reactivity of the atom depends in part on how easily the electrons can be removed from the atom. We can measure this quantity and use it to make predictions about the behaviors of atoms.

Ionization Energy

Ionization energy is the energy required to remove an electron from a specific atom. It is measured in kJ/mol, which is an energy unit, much like calories. The ionization energies associated with some elements are described in table below. For any given atom, the outermost valence electrons will have lower ionization energies than the inner-shell kernel electrons. As more electrons are added around a nucleus, the outer electrons become shielded from the nucleus by the inner shell electrons. This is called **electron shielding**.

Table PageIndex1: Ionization Energies (kJ/mol) of the First 18 Elements

Element	IE ₁	IE ₂	IE ₃	IE ₄	IE ₅	IE ₆
H	1312					
He	2373	5251				
Li	520	7300	11,815			
Be	899	1757	14,850	21,005		
B	801	2430	3660	25,000	32,820	
C	1086	2350	4620	6220	38,000	47,261
N	1400	2860	4580	7500	9400	53,000
O	1314	3390	5300	7470	11,000	13,000

If we plot the first ionization energies vs. atomic number for the main group elements, we would have the following trend

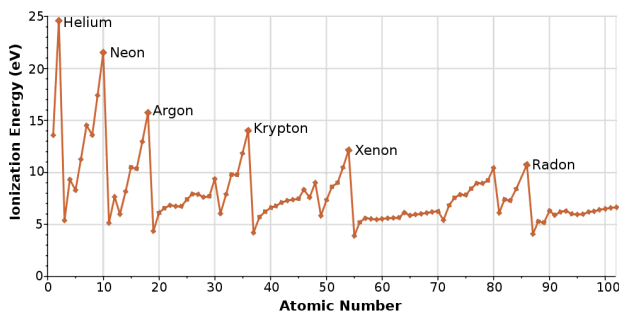


Figure 4.16.2: Ionization energy and atomic number. (Credit: User:RJHall/Wikimedia Commons; Source: http://commons.wikimedia.org/wiki/File:Ionization_energies.svg (opens in new window); License: Public Domain)

Moving from left to right across the periodic table, the ionization energy for an atom increases. We can explain this by considering the nuclear charge of the atom. The more protons in the nucleus, the stronger the attraction of the nucleus to electrons. This stronger attraction makes it more difficult to remove electrons.

Within a group, the ionization energy decreases as the size of the atom gets larger. On the graph, we see that the ionization energy increases as we go up the group to smaller atoms. In this situation, the first electron removed is farther from the nucleus as the atomic number (number of protons) increases. Being farther away from the positive attraction makes it easier for that electron to be pulled off.

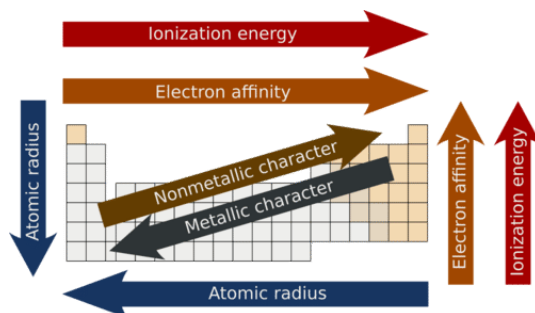
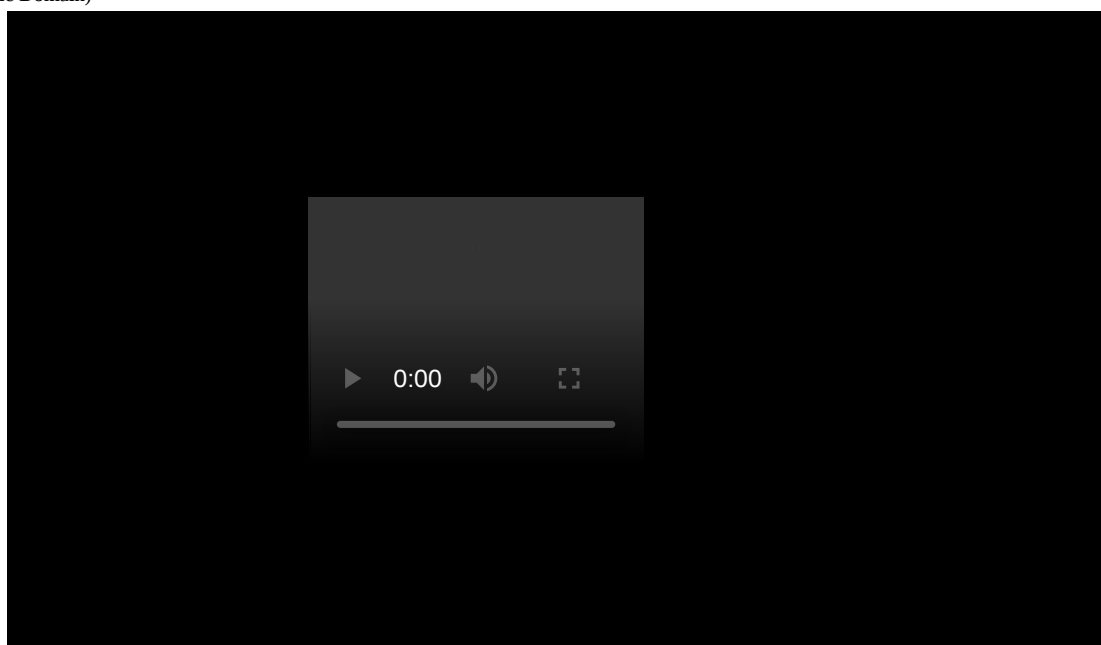


Figure 4.16.3 (Credit: User:Mirek2/Wikimedia Commons; Source: http://commons.wikimedia.org/wiki/File:Periodic_trends.svg (opens in new window); License: Public Domain)



Summary

- Ionization energy refers to the amount of energy needed to remove an electron from an atom.
- Ionization energy decreases as we go down a group.
- Ionization energy increases from left to right across the periodic table.

Review

1. Define "ionization energy."
2. Do valence electrons have larger or smaller ionization energies than the inner-shell kernel electrons?
3. What is electron shielding?
4. Describe the trends in ionization energy from left to right across the periodic table.
5. Describe the trends in ionization energy from top to bottom of a group in the periodic table.
6. Why is the second ionization energy for lithium so much larger than the first ionization energy?

This page titled [4.16: Periodic Trends - Ionization Energy](#) is shared under a [CK-12](#) license and was authored, remixed, and/or curated by [Theodore Chan](#) via [source content](#) that was edited to the style and standards of the LibreTexts platform.

4.17: Electron Shielding



Figure 4.17.1 (Credit: Courtesy of the US Army; Source: http://commons.wikimedia.org/wiki/File:US_Army_52598_Army_Spouse_Skates_For_Roller_Derby_Team.jpg (opens in new window); License: Public Domain)

What is the goal of a roller derby game?

Roller derby is a popular sport, although it is unfamiliar to many people. The basic purpose is to set one team member (the "jammer") past the opposing team to score points. Other members of the team serve as blockers to prevent the opposing team from stopping the jammer. Blockers interfere with the interaction between the jammer and the opponents by getting between the jammer and the skaters trying to stop them.

The attraction between an electron and the nucleus of the atom is not a simple issue. Only with hydrogen is there a one-to-one relationship that can be discussed in terms of direct charge attraction. As the size of the atom increases, the number of protons and electrons also increase. These changes influence how the nucleus attracts electrons.

Electron Shielding

In general, the ionization energy of an atom will increase as we move from left to right across the periodic table. There are several exceptions to the general increase in ionization energy across a period. The elements of Group 13 (B, Al, etc.) have lower ionization energies than the elements of Group 2 (Be, Mg, etc.). This is an illustration of a concept called "**electron shielding**". Outer electrons are partially shielded from the attractive force of the protons in the nucleus by inner electrons.

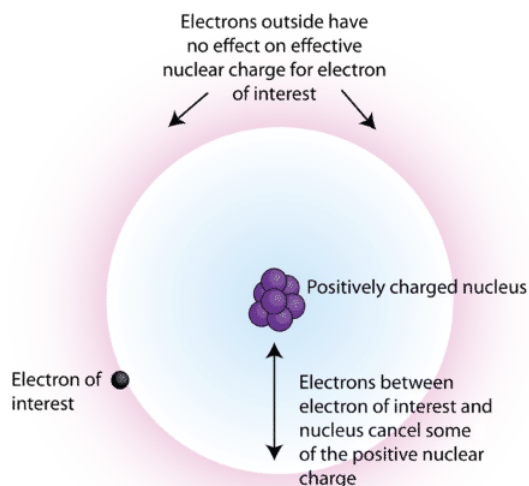


Figure 4.17.2: The shielding effect is shown by the interior electron cloud (light blue) shielding the outer electron of interest from the full attractive force of the nucleus. A larger shielding effect results in a decrease in ionization energy. (Credit: Christopher Auyeung; Source: CK-12 Foundation; License: [CC BY-NC 3.0](https://creativecommons.org/licenses/by-nc/3.0/) (opens in new window))

To explain how shielding works, consider a lithium atom. It has three protons and three electrons—two in the first principal energy level and its valence electron in the second. The valence electron is partially shielded from the attractive force of the nucleus by the

two inner electrons. Removing that valence electron becomes easier because of the shielding effect.

There is also a shielding effect that occurs between sublevels within the same principal energy level. Specifically, an electron in the s sublevel is capable of shielding electrons in the p sublevel of the same principal energy level. This is because of the spherical shape of the s orbital. The reverse is not true—electrons in the p orbitals do not shield electrons in s orbitals.

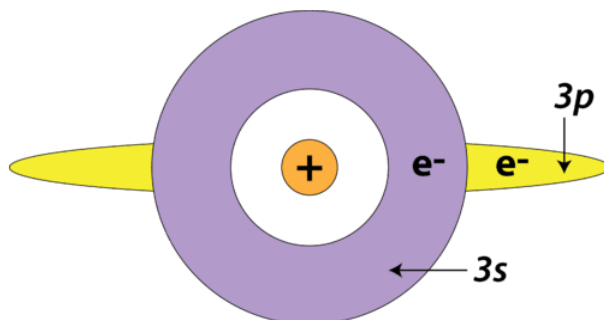


Figure 4.17.3: The spherical $3s$ orbital exhibits a shielding effect on the dumbbell shaped $3p$ orbital that is of slightly higher energy. This reduces the ionization energy of a $3p$ electron compared to a $3s$ electron. (Credit: Christopher Auyeung; Source: CK-12 Foundation; License: [CC BY-NC 3.0](https://creativecommons.org/licenses/by-nc/3.0/)(opens in new window))

The electron being removed from an Al atom is a $3p$ electron, which is shielded by the two $3s$ electrons, as well as all the **inner core electrons**. The electron being removed from a Mg atom is a $3s$ electron, which is only shielded by the inner core electrons. Since there is a greater degree of electron shielding in the Al atom, it is slightly easier to remove the valence electron; its ionization energy is less than that of Mg. This is despite the fact that the nucleus of the Al atom contains one more proton than the nucleus of the Mg atom.

There is another anomaly between Groups 15 and 16. Atoms of Group 16 (O, S, etc.) have lower ionization energies than atoms of Group 15 (N, P, etc.). Hund's rule is behind the explanation. In a nitrogen atom, there are three electrons in the $2p$ sublevel and each is unpaired. In an oxygen atom, there are four electrons in the $2p$ sublevel, so one orbital contains a pair of electrons. It is that second electron in the orbital that is removed in the ionization of an oxygen atom. Since electrons repel each other, it is slightly easier to remove the electron from the paired set in the oxygen atom than it is to remove an unpaired electron from the nitrogen atom.



Summary

- Electron shielding refers to the blocking of valence shell electron attraction by the nucleus, due to the presence of inner-shell electrons.
- Electrons in an s orbital can shield p electrons at the same energy level because of the spherical shape of the s orbital.
- Electrons in paired spin configurations are slightly easier to remove than unpaired electrons.

Review

1. Define "electron shielding."
2. Why do group 13 elements have lower ionization energies than group 2 elements?

3. What influence does a larger shielding effect have on ionization energy?
4. How do s orbit electrons affect the ionization energy of a p electron in the same shell?
5. Why do group 16 atoms have lower ionization energies than the corresponding group 15 atoms?

This page titled [4.17: Electron Shielding](#) is shared under a [CK-12](#) license and was authored, remixed, and/or curated by [Theodore Chan](#) via [source content](#) that was edited to the style and standards of the LibreTexts platform.

- **6.18: Electron Shielding** by [CK-12 Foundation](#) is licensed [CK-12](#). Original source: <https://flexbooks.ck12.org/cbook/ck-12-chemistry-flexbook-2.0/>.

4.18: Periodic Trends - Electron Affinity



Figure 4.18.1 (Credit: CK-12 Foundation; Source: CK-12 Foundation; License: CK-12 Curriculum Materials license)

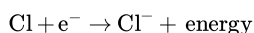
Do you tend to overpack before going on trips?

Packing for a trip can be very challenging. What do you take with you? Where will you be going and what will you need? We usually pack too much (like the suitcase above) and then find it hard to close the suitcase. When the suitcase is over-full, there is stress on the system and forces pushing the suitcase open. When electrons are added to an atom, the increased negative charge puts stress on the electrons already there, causing energy to be released.

When electrons are removed from an atom, that process requires energy to pull the electron away from the nucleus. Addition of an electron releases energy from the process.

Electron Affinity

In most cases, the formation of an anion by the addition of an electron to a neutral atom releases energy. This can be shown for the chloride ion formation below:



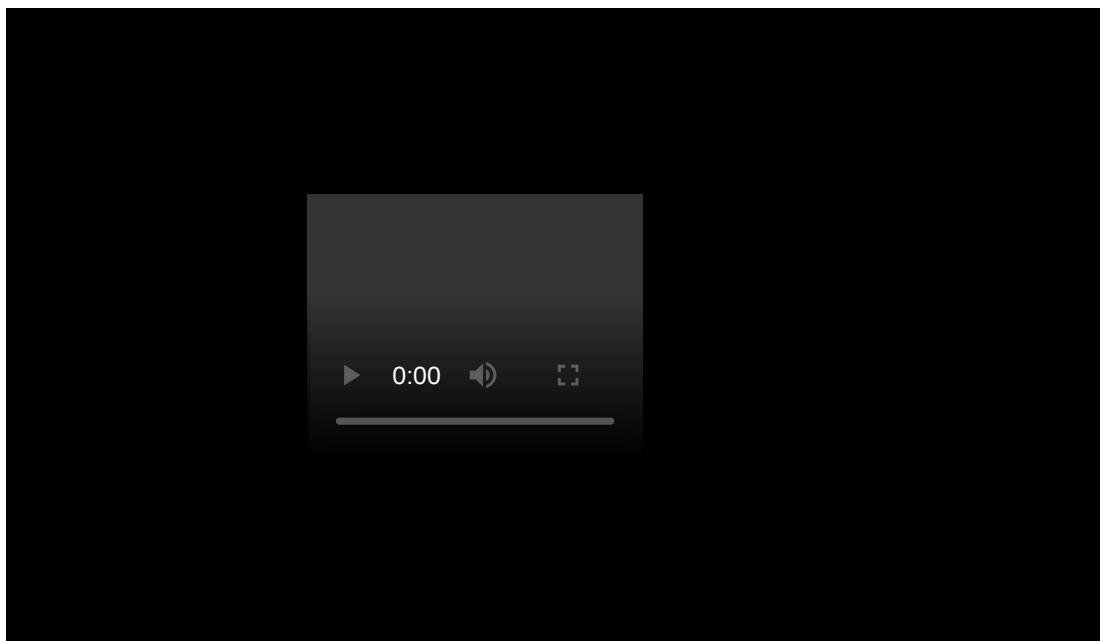
The energy change that occurs when a neutral atom gains an electron is called its **electron affinity**. When energy is released in a chemical reaction or process, that energy is expressed as a negative number. The figure below shows electron affinities in kJ/mol for the representative elements. Electron affinities are measured on atoms in the gaseous state and are very difficult to measure accurately.

1A							8A
1 H -73							2 He >0
3 Li -60	4 Be >0	5 B -27	6 C -122	7 N >0	8 O -141	9 F -328	10 Ne >0
11 Na -53	12 Mg >0	13 Al -43	14 Si -134	15 P -72	16 S -200	17 Cl -349	18 Ar >0
19 K -48	20 Ca -4	31 Ga -30	32 Ge -119	33 As -78	34 Se -195	35 Br -325	36 Kr >0
37 Rb -47	38 Sr -11	49 In -30	50 Sn -107	51 Sb -103	52 Te -190	53 I -295	54 Xe >0

Figure 4.18.2: Electron affinities (in kJ/mol) of the first five periods of the representative elements. Electron affinities are negative numbers because energy is released. (Credit: Christopher Auyeung; Source: CK-12 Foundation; License: [CC BY-NC 3.0](https://creativecommons.org/licenses/by-nc/3.0/)(opens in new window))

The elements of the halogen group (Group 17) gain electrons most readily, as can be seen from their large negative electron affinities. This means that more energy is released in the formation of a halide ion than for the anions of any other elements. Considering electron configuration, it is easy to see why. The outer configuration of all halogens is $ns^2 np^5$. The addition of one more electron gives the halide ions the same electron configuration as a noble gas, which we have seen is particularly stable.

Period and group trends for electron affinities are not nearly as regular as for ionization energy. In general, electron affinities increase (become more negative) from left to right across a period and decrease (become less negative) from top to bottom down a group. However, there are many exceptions, owing in part to inherent difficulties in accurately measuring electron affinities.



Summary

- Electron affinity is a measure of the energy released when an extra electron is added to an atom.
- Electron affinities are measured in the gaseous state.
- In general, electron affinities become more negative as we move from left to right on the periodic table.
- In general, electron affinities become less negative from top to bottom of a group.

Review

1. Define "electron affinity."
2. Does addition of an electron to a neutral atom require energy to be absorbed or released?
3. Describe the general trend for electron affinity values moving from left to right on the periodic table.
4. Describe the general trend for electron affinity values moving from top to bottom in a group on the periodic table.
5. Why is more energy released in the formation of a halide ion than with other elements?

This page titled [4.18: Periodic Trends - Electron Affinity](#) is shared under a [CK-12](#) license and was authored, remixed, and/or curated by [Theodore Chan](#) via [source content](#) that was edited to the style and standards of the LibreTexts platform.

- [6.19: Periodic Trends - Electron Affinity](#) by [CK-12 Foundation](#) is licensed [CK-12](#). Original source: <https://flexbooks.ck12.org/cbook/ck-12-chemistry-flexbook-2.0/>.

4.19: Periodic Trends - Metallic and Nonmetallic Character

Percentage of kilocalories from macronutrient intake among men aged 20-74 years*, by survey years - National Health and Nutrition Examination Surveys (NHANES)

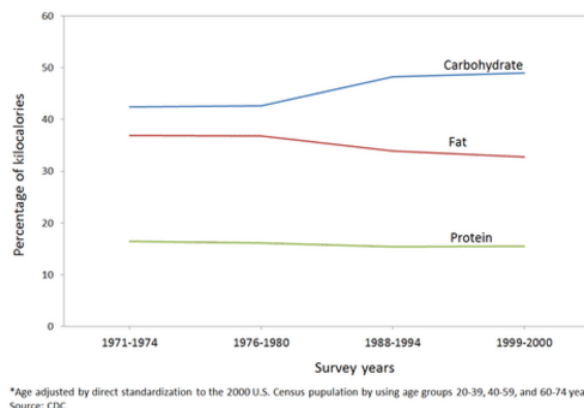


Figure 4.19.1: Graph indicating eating habits of American men from 1971 to 2000. (Credit: Recreated by CK-12 Foundation based on data from the CDC; Source: [CDC GOV Preview](https://www.cdc.gov)(opens in new window) [www.cdc.gov]; [Flickr, Venn Diagram](https://www.flickr.com)(opens in new window) [www.flickr.com]; License: Public Domain)

What are we eating as a nation?

The graph above indicates some trends in the U.S. diet over a thirty-year period. By observing the direction our eating habits are going, steps can be taken to help prevent bad eating habits and decrease problems such as high blood pressure and heart attacks.

Development of the periodic table has helped organize chemical information in many ways. We can now see trends among properties of different atoms and make predictions about the behavior of specific materials.

Metallic and Nonmetallic Character

Metallic character refers to the level of reactivity of a metal. Metals tend to lose electrons in chemical reactions, as indicated by their low ionization energies. Within a compound, metal atoms have relatively low attraction for electrons, as indicated by their low electronegativities. By following the trend summary in the figure below, you can see that the most reactive metals would reside in the lower left portion of the periodic table. The most reactive metal is cesium, which is not found in nature as a free element. It reacts explosively with water and will ignite spontaneously in air. Francium is below cesium in the alkali metal group, but is so rare that most of its properties have never been observed.

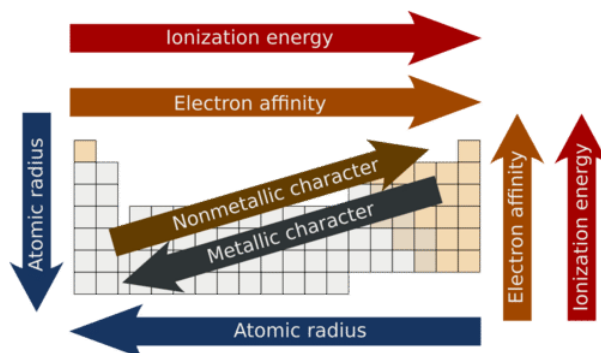


Figure 4.19.2: Trends in behaviors of elements. (Credit: User:Mirek2/Wikimedia Commons; Source: [Commons Wikimedia, Periodic Trends](https://commons.wikimedia.org)(opens in new window) [commons.wikimedia.org]; License: Public Domain)

Reactivity of metals is based on processes such as the formation of halide compounds with halogens, and how easily the element displaces hydrogen from dilute acids.

The metallic character increases as you go down a group. Since the ionization energy decreases going down a group (or increases going up a group), the increased ability for metals lower in a group to lose electrons makes them more reactive. In addition, the atomic radius increases going down a group, placing the outer electrons further away from the nucleus and making that electron less attracted by the nucleus.

Nonmetals tend to gain electrons in chemical reactions, and have a high attraction for electrons within a compound. The most reactive nonmetals reside in the upper right portion of the periodic table. Since the noble gases are a special group because of their lack of reactivity, the element fluorine is the most reactive nonmetal. It is not found in nature as a free element. Fluorine gas reacts explosively with many other elements and compounds, and is considered to be one of the most dangerous known substances.

Note that there is no clear division between metallic and **non-metallic** character. As we move across the periodic table, there is an increasing tendency to accept electrons (nonmetallic) and a decrease in the possibility that an atom will give up one or more electrons.



Summary

- Metallic character refers to the level of reactivity of a metal.
- Non-metallic character relates to the tendency to accept electrons during chemical reactions.
- Metallic tendency increases going down a group.
- Non-metallic tendency increases going from left to right across the periodic table.

Review

1. Define “metallic character.”
2. Define “non-metallic character.”
3. Describe the trend in metallic character going down a group.
4. Describe the trend in non-metallic character going across the periodic table.
5. Why does the metallic character increase as you go down a group?

This page titled [4.19: Periodic Trends - Metallic and Nonmetallic Character](#) is shared under a [CK-12](#) license and was authored, remixed, and/or curated by [Theodore Chan](#) via [source content](#) that was edited to the style and standards of the LibreTexts platform.

- [6.22: Periodic Trends - Metallic and Nonmetallic Character](#) by [CK-12 Foundation](#) is licensed [CK-12](#). Original source: <https://flexbooks.ck12.org/cbook/ck-12-chemistry-flexbook-2.0/>.

4.E: Electronic Structure (Exercises)

Exercises (Light)

1. Describe the characteristics of a light wave.
2. What is a characteristic of a particle of light?
3. What is the frequency of light if its wavelength is $7.33 \times 10^{-5} \text{ m}$?
4. What is the frequency of light if its wavelength is 1.226 m ?
5. What is the frequency of light if its wavelength is 733 nm ?
6. What is the frequency of light if its wavelength is 8.528 cm ?
7. What is the wavelength of light if its frequency is $8.19 \times 10^{14} \text{ s}^{-1}$?
8. What is the wavelength of light if its frequency is $3.66 \times 10^6 \text{ s}^{-1}$?
9. What is the wavelength of light if its frequency is $1.009 \times 10^6 \text{ Hz}$?
10. What is the wavelength of light if its frequency is $3.79 \times 10^{-3} \text{ Hz}$?
11. What is the energy of a photon if its frequency is $5.55 \times 10^{13} \text{ s}^{-1}$?
12. What is the energy of a photon if its frequency is $2.06 \times 10^{18} \text{ s}^{-1}$?
13. What is the energy of a photon if its wavelength is $5.88 \times 10^{-4} \text{ m}$?
14. What is the energy of a photon if its wavelength is $1.888 \times 10^2 \text{ m}$?

Answers

1. Light has a wavelength and a frequency.
3. $4.09 \times 10^{12} \text{ s}^{-1}$
5. $4.09 \times 10^{14} \text{ s}^{-1}$
7. $3.66 \times 10^{-7} \text{ m}$
9. 297 m
11. $3.68 \times 10^{-20} \text{ J}$
13. $3.38 \times 10^{-22} \text{ J}$

Exercises (Quantum Numbers for Electrons)

1. Differentiate between a continuous spectrum and a line spectrum.
2. Under what circumstances is a continuous spectrum formed? Under what circumstances is a line spectrum formed?

3. What is the wavelength of light from the hydrogen atom spectrum when $n = 3$?
4. What is the wavelength of light from the hydrogen atom spectrum when $n = 5$?
5. What are the restrictions on the principal quantum number?
6. What are the restrictions on the angular momentum quantum number?
7. What are the restrictions on the magnetic quantum number?
8. What are the restrictions on the spin quantum number?
9. What are the possible values for ℓ when $n = 5$?
10. What are the possible values for ℓ when $n = 1$?
11. What are the possible values for $m\ell$ when $\ell = 3$?
12. What are the possible values for $m\ell$ when $\ell = 6$?
13. Describe the shape of an s orbital.
14. Describe the shape of a p orbital.
15. Which of these sets of quantum numbers is allowed? If it is not, explain why.
 - a. $\{4, 1, -2, +1/2\}$
 - b. $\{2, 0, 0, -1/2\}$
16. Which of these sets of quantum numbers is allowed? If it is not, explain why.
 - a. $\{5, 2, -1, -1/2\}$
 - b. $\{3, -1, -1, -1/2\}$

Answers

1. A continuous spectrum is a range of light frequencies or wavelengths; a line spectrum shows only certain frequencies or wavelengths.
3. 6.56×10^{-7} m, or 656 nm
5. The principal quantum number is restricted to being a positive whole number.
7. The absolute value of $m\ell$ must be less than or equal to ℓ : $|m\ell| \leq \ell$.
9. ℓ can be 0, 1, 2, 3, or 4 .
11. $m\ell$ can be $-3, -2, -1, 0, 1, 2$ or 3 .
13. An s orbital is spherical in shape.
15. a. Because $|m\ell|$ must be less than ℓ , this set of quantum numbers is not allowed.
b. allowed

Exercises (Organization of Electrons in Atoms)

1. Give two possible sets of four quantum numbers for the electron in an H atom.
2. Give the possible sets of four quantum numbers for the electrons in a Li atom.
3. How many subshells are completely filled with electrons for Na? How many subshells are unfilled?
4. How many subshells are completely filled with electrons for Mg? How many subshells are unfilled?
5. What is the maximum number of electrons in the entire $n = 2$ shell?
6. What is the maximum number of electrons in the entire $n = 4$ shell?
7. Write the complete electron configuration for each atom.
 - a. Si, 14 electrons
 - b. Sc, 21 electrons
8. Write the complete electron configuration for each atom.
 - a. Br, 35 electrons
 - b. Be, 4 electrons
9. Write the complete electron configuration for each atom.
 - a. Cd, 48 electrons
 - b. Mg, 12 electrons
10. Write the complete electron configuration for each atom.
 - a. Cs, 55 electrons
 - b. Ar, 18 electrons
11. Write the abbreviated electron configuration for each atom in Exercise 7.
12. Write the abbreviated electron configuration for each atom in Exercise 8.
13. Write the abbreviated electron configuration for each atom in Exercise 9.
14. Write the abbreviated electron configuration for each atom in Exercise 10.

Answers

1. $\{1, 0, 0, 1/2\}$ and $\{1, 0, 0, -1/2\}$
3. Three subshells ($1s, 2s, 2p$) are completely filled, and one shell ($3s$) is partially filled.
5. 8 electrons
7. a. $1s^2 2s^2 2p^6 3s^2 3p^2$
b. $1s^2 2s^2 2p^6 3s^2 3p^6 4s^2 3d^1$
9. a. $1s^2 2s^2 2p^6 3s^2 3p^6 4s^2 3d^{10} 4p^6 5s^2 4d^{10}$
b. $1s^2 2s^2 2p^6 3s^2$

11. a. $[\text{Ne}]3s^23p^2$

b. $[\text{Ar}]4s^23d^1$

13. a. $[\text{Kr}]5s^24d^{10}$

b. $[\text{Ne}]3s^2$

Exercises (Periodic Table)

1. Where on the periodic table are s subshells being occupied by electrons?
2. Where on the periodic table are d subshells being occupied by electrons?
3. In what block is Ra found?
4. In what block is Br found?
5. What are the valence shell electron configurations of the elements in the second column of the periodic table?
6. What are the valence shell electron configurations of the elements in the next-to-last column of the periodic table?
7. What are the valence shell electron configurations of the elements in the first column of the p block?
8. What are the valence shell electron configurations of the elements in the last column of the p block?
9. From the element's position on the periodic table, predict the electron configuration of each atom.
 - a. Sr
 - b. S
10. From the element's position on the periodic table, predict the electron configuration of each atom.
 - a. Fe
 - b. Ba
11. From the element's position on the periodic table, predict the electron configuration of each atom.
 - a. C
 - b. Ar
12. From the element's position on the periodic table, predict the electron configuration of each atom.
 - a. Cl
 - b. K
13. From the element's position on the periodic table, predict the electron configuration of each atom.
 - a. Ge
 - b. C
14. From the element's position on the periodic table, predict the electron configuration of each atom.
 - a. Mg
 - b. Cl

Answers

1. the first two columns
3. the s block

5. ns^2

7. ns^2np^1

9. a. $1s^22s^22p^63s^23p^64s^23d^{10}4p^65s^2$
b. $1s^22s^22p^63s^23p^4$

11. a. $1s^22s^22p^63s^23p^64s^23d^3$
b. $1s^22s^22p^63s^23p^6$

13. a. $1s^22s^22p^63s^23p^64s^23d^{10}4p^2$
b. $1s^22s^22p^2$

Exercises (Periodic Trends)

1. Write a chemical equation with an IE energy change.
2. Write a chemical equation with an EA energy change.
3. State the trends in atomic radii as you go across and down the periodic table.
4. State the trends in IE as you go across and down the periodic table.
5. Which atom of each pair is larger?
 - a. Na or Cs
 - b. N or Bi
6. Which atom of each pair is larger?
 - a. C or Ge
 - b. Be or Ba
7. Which atom of each pair is larger?
 - a. K or Cl
 - b. Ba or Bi
8. Which atom of each pair is larger?
 - a. Si or S
 - b. H or He
9. Which atom has the higher IE?
 - a. Na or S
 - b. Ge or Br
10. Which atom has the higher IE?
 - a. C or Ne
 - b. Rb or I
11. Which atom has the higher IE?
 - a. Li or Cs
 - b. Se or O
12. Which atom has the higher IE?

- a. Al or Ga
- b. F or I

13. A third-row element has the following successive IEs: 738; 1,450; 7,734 and 10,550 kJ/mol Identify the element.
14. A third-row element has the following successive IEs: 1,012; 1,903; 2,912; 4,940; 6,270 ; and 21,300 kJ/mol Identify the element.
15. For which successive IE is there a large jump in IE for Ca ?
16. For which successive IE is there a large jump in IE for Al?
17. Which atom has the greater magnitude of EA?
a. Cor F
b. Al or Cl
18. Which atom has the greater magnitude of EA?
a. K or Br
b. Mg or S

Answers

1. $\text{Na(g)} \rightarrow \text{Na}^+(\text{g}) + \text{e}^- \Delta H = \text{IE}$ (answers will vary)
3. As you go across, atomic radii decrease; as you go down, atomic radii increase.
5. a. Cs
b. Bi
7. a. K
b. Ba
9. a. S
b. Br
11. a. Li
b. O
13. Mg
15. The third IE shows a large jump in Ca.
17. a. F
b. Cl

Additional Exercises

1. What is the frequency of light if its wavelength is 1.00 m ?
2. What is the wavelength of light if its frequency is 1.00 s^{-1} ?
3. What is the energy of a photon if its wavelength is 1.00 meter?
4. What is the energy of a photon if its frequency is 1.00 s^{-1} ?

5. If visible light is defined by the wavelength limits of 400 nm and 700 nm, what is the energy range for visible light photons?
6. Domestic microwave ovens use microwaves that have a wavelength of 122 mm. What is the energy of one photon of this microwave?
7. Use the equation for the wavelengths of the lines of light in the H atom spectrum to calculate the wavelength of light emitted when n is 7 and 8 .
8. Use the equation for the wavelengths of the lines of light in the H atom spectrum to calculate the wavelengths of light emitted when n is 5 and 6 .
9. Make a table of all the possible values of the four quantum numbers when the principal quantum number $n = 5$.
10. Make a table of all the possible values of m_ℓ and m_s when $\ell = 4$. What is the lowest value of the principal quantum number for this to occur?
11.
 - a. Predict the electron configurations of Sc through Zn.
 - b. From a source of actual electron configurations, determine how many exceptions there are from your predictions in part a.
12.
 - a. Predict the electron configurations of Ga through Kr.
 - b. From a source of actual electron configurations, determine how many exceptions there are from your predictions in part a.
13. Recently, Russian chemists reported experimental evidence of element 117. Use the periodic table to predict its valence shell electron configuration.
14. Bi (atomic number 83) is used in some stomach discomfort relievers. Using its place on the periodic table, predict its valence shell electron configuration.
15. Which atom has a higher ionization energy (IE), O or P?
16. Which atom has a higher IE, F or As?
17. Which atom has a smaller radius, As or Cl ?
18. Which atom has a smaller radius, K or F ?
19. How many IEs does an H atom have? Write the chemical reactions for the successive ionizations.
20. How many IEs does a Be atom have? Write the chemical reactions for the successive ionizations.
21. Based on what you know of electrical charges, do you expect Na^+ to be larger or smaller than Na ?
22. Based on what you know of electrical charges, do you expect Cl^- to be larger or smaller than Cl ?

Answers

1. $3.00 \times 10^8 \text{ s}^{-1}$
3. $1.99 \times 10^{-22} \text{ J}$
5. $4.97 \times 10^{-19} \text{ J}$ to $2.84 \times 10^{-19} \text{ J}$
7. $3.97 \times 10^{-7} \text{ m}$ and $3.89 \times 10^{-7} \text{ m}$, respectively

9.

n	ℓ	m_ℓ	m_s
5	0	0	1/2 or -1/2
5	1	-1, 0, 1	1/2 or -1/2
5	2	-2, -1, 0, 1, 2	1/2 or -1/2
5	3	-3, -2, -1, 0, 1, 2, 3	1/2 or -1/2
5	4	-4, -3, -2, -1, 0, 1, 2, 3, 4	1/2 or -1/2

11. a. The electron configurations are predicted to end in $3d^1$, $3d^2$, $3d^3$, $3d^4$, $3d^5$, $3d^6$, $3d^7$, $3d^8$, $3d^9$, and $3d^{10}$.

b. Cr and Cu are exceptions.

13. Element 117's valence shell electron configuration should be $7s^27p^5$.

15. O

17. Cl

19. H has only one IE: $H \rightarrow H^+ + e^-$

21. smaller

This page titled [4.E: Electronic Structure \(Exercises\)](#) is shared under a [CC BY-NC-SA 3.0](#) license and was authored, remixed, and/or curated by [Theodore Chan](#) via [source content](#) that was edited to the style and standards of the LibreTexts platform.

CHAPTER OVERVIEW

5: Chemical Bonds

How do atoms make compounds? Typically they join together in such a way that they lose their identities as elements and adopt a new identity as a compound. These joins are called *chemical bonds*. But how do atoms join together? Ultimately, it all comes down to electrons. Before we discuss how electrons interact, we need to introduce a tool to simply illustrate electrons in an atom.

[5.1: Prelude to Chemical Bonds](#)

[5.2: Lewis Electron Dot Diagrams](#)

[5.3: Ions and Ionic Compounds](#)

[5.4: Electron Transfer - Ionic Bonds](#)

[5.5: Periodic Trends- Electronegativity](#)

[5.6: Covalent Bonds](#)

[5.7: Molecules and Chemical Nomenclature](#)

[5.8: Other Aspects of Covalent Bonds](#)

[5.9: Violations of the Octet Rule](#)

[5.10: Molecular Shapes](#)

[5.11: Acids](#)

[5.E: Chemical Bonds \(Exercises\)](#)

This page titled [5: Chemical Bonds](#) is shared under a [CC BY-NC-SA 3.0](#) license and was authored, remixed, and/or curated by [Theodore Chan](#) via [source content](#) that was edited to the style and standards of the LibreTexts platform.

5.1: Prelude to Chemical Bonds

Diamond is the hardest natural material known on Earth. Yet diamond is just pure carbon. What is special about this element that makes diamond so hard? Bonds. Chemical bonds.

In a perfect diamond crystal, each C atom makes four connections—bonds—to four other C atoms in a three-dimensional matrix. Four is the greatest number of bonds that is commonly made by atoms, so C atoms maximize their interactions with other atoms. This three-dimensional array of connections extends throughout the diamond crystal, making it essentially one large molecule. Breaking a diamond means breaking every bond at once. Also, the bonds are moderately strong. There are stronger interactions known, but the carbon-carbon connection is fairly strong itself. Not only does a person have to break many connections at once, but the bonds are also strong connections from the start.



Diamond is the hardest known natural substance and is composed solely of the element carbon. (CC SA-BY 3.0; Mario Sarto).

There are other substances that have bonding arrangements similar to diamond. Silicon dioxide and boron nitride have some similarities, but neither of them comes close to the ultimate hardness of diamond.

This page titled [5.1: Prelude to Chemical Bonds](#) is shared under a [CC BY-NC-SA 3.0](#) license and was authored, remixed, and/or curated by [Theodore Chan](#) via [source content](#) that was edited to the style and standards of the LibreTexts platform.

- **9.1: Prelude to Chemical Bonds** by Anonymous is licensed [CC BY-NC-SA 3.0](#). Original source: <https://2012books.lardbucket.org/books/beginning-chemistry>.

5.2: Lewis Electron Dot Diagrams

Learning Objective

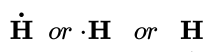
- Draw a Lewis electron dot diagram for an atom or a monatomic ion.

In almost all cases, chemical bonds are formed by interactions of valence electrons in atoms. To facilitate our understanding of how valence electrons interact, a simple way of representing those valence electrons would be useful.

A **Lewis electron dot diagram** (or electron dot diagram, or a Lewis diagram, or a Lewis structure) is a representation of the valence electrons of an atom that uses dots around the symbol of the element. The number of dots equals the number of valence electrons in the atom. These dots are arranged to the right and left and above and below the symbol, with no more than two dots on a side. (The order in which the positions are used does not matter.) For example, the Lewis electron dot diagram for hydrogen is simply



Because the side is not important, the Lewis electron dot diagram could also be drawn as follows:



The electron dot diagram for helium, with two valence electrons, is as follows:



By putting the two electrons together on the same side, we emphasize the fact that these two electrons are both in the 1s subshell; this is the common convention we will adopt, although there will be exceptions later. The next atom, lithium, has an electron configuration of $1s^2 2s^1$, so it has only one electron in its valence shell. Its electron dot diagram resembles that of hydrogen, except the symbol for lithium is used:



Beryllium has two valence electrons in its 2s shell, so its electron dot diagram is like that of helium:



The next atom is boron. Its valence electron shell is $2s^2 2p^1$, so it has three valence electrons. The third electron will go on another side of the symbol:



Again, it does not matter on which sides of the symbol the electron dots are positioned.

For carbon, there are four valence electrons, two in the 2s subshell and two in the 2p subshell. As usual, we will draw two dots together on one side, to represent the 2s electrons. However, conventionally, we draw the dots for the two p electrons on different sides. As such, the electron dot diagram for carbon is as follows:



With N, which has three p electrons, we put a single dot on each of the three remaining sides:



For oxygen, which has four p electrons, we now have to start doubling up on the dots on one other side of the symbol. When doubling up electrons, make sure that a side has no more than two electrons.



Fluorine and neon have seven and eight dots, respectively:





With the next element, sodium, the process starts over with a single electron because sodium has a single electron in its highest-numbered shell, the $n = 3$ shell. By going through the periodic table, we see that the Lewis electron dot diagrams of atoms will never have more than eight dots around the atomic symbol.

✓ Example 5.2.1

What is the Lewis electron dot diagram for each element?

- aluminum
- selenium

Solution

- The valence electron configuration for aluminum is $3s^23p^1$. So it would have three dots around the symbol for aluminum, two of them paired to represent the $3s$ electrons:



- The valence electron configuration for selenium is $4s^24p^4$. In the highest-numbered shell, the $n = 4$ shell, there are six electrons. Its electron dot diagram is as follows:

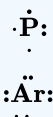


? Exercise 5.2.1

What is the Lewis electron dot diagram for each element?

- phosphorus
- argon

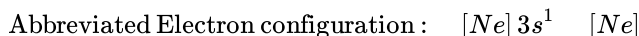
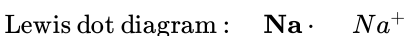
Answer



Elements in the same column of the periodic table have similar Lewis electron dot diagrams because they have the same valence shell electron configuration. The electron dot diagrams for the first column of elements are as follows:

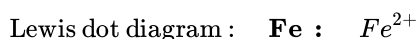


Monatomic ions are atoms that have either lost (for cations) or gained (for anions) electrons. Electron dot diagrams for ions are the same as for atoms, except that some electrons have been removed for cations, while some electrons have been added for anions. Thus, in comparing the electron configurations and electron dot diagrams for the Na atom and the Na^+ ion, we note that the Na atom has a single valence electron in its Lewis diagram, while the Na^+ ion has lost that one valence electron:



Technically, the valence shell of the Na^+ ion is now the $n = 2$ shell, which has eight electrons in it. So why do we not put eight dots around Na^+ ? Conventionally, when we show electron dot diagrams for ions, we show the original valence shell of the atom, which in this case is the $n = 3$ shell and empty in the Na^+ ion.

In making cations, electrons are first lost from the *highest numbered shell*, not necessarily the last subshell filled. For example, in going from the neutral Fe atom to the Fe^{2+} ion, the Fe atom loses its two $4s$ electrons first, not its $3d$ electrons, despite the fact that the $3d$ subshell is the last subshell being filled. Thus, we have



Abbreviated Electron configuration : $[Ar] 4s^2 3d^6$ $[Ar] 3d^6$

Anions have extra electrons when compared to the original atom. Here is a comparison of the Cl atom with the Cl^- ion:

Lewis dot diagram : $:\ddot{Cl} \cdot$ $:\ddot{Cl}:^-$

Abbreviated Electron configuration : $[Ne] 3s^2 3p^5$ $[Ne] 3s^2 3p^6$

✓ Example 5.2.2

What is the Lewis electron dot diagram for each ion?

- Ca^{2+}
- O^{2-}

Solution

- Having lost its two original valence electrons, the Lewis electron dot diagram is simply: Ca^{2+}
- The O^{2-} ion has gained two electrons in its valence shell, so its Lewis electron dot diagram is as follows:



? Exercise 5.2.2

The electronic configuration of the aluminum ion is $[Ne]$. What is the Lewis electron dot diagram for the aluminum ion?

Answer



Summary

- Lewis electron dot diagrams use dots to represent valence electrons around an atomic symbol.
- Lewis electron dot diagrams for ions have less (for cations) or more (for anions) dots than the corresponding atom.

This page titled [5.2: Lewis Electron Dot Diagrams](#) is shared under a [CC BY-NC-SA 3.0](#) license and was authored, remixed, and/or curated by [Theodore Chan](#) via [source content](#) that was edited to the style and standards of the LibreTexts platform.

- 9.2: Lewis Electron Dot Diagrams** by Anonymous is licensed [CC BY-NC-SA 3.0](#). Original source: <https://2012books.lardbucket.org/books/beginning-chemistry>.

5.3: Ions and Ionic Compounds

Learning Objectives

- Know how ions form.
- Learn the characteristic charges that ions have.
- Construct a proper formula for an ionic compound.
- Generate a proper name for an ionic compound.

So far, we have discussed elements and compounds that are electrically neutral. They have the same number of electrons as protons, so the negative charges of the electrons are balanced by the positive charges of the protons. However, this is not always the case. Electrons can move from one atom to another; when they do, species with overall electric charges are formed. Such species are called ions. Species with overall positive charges are termed **cations**, while species with overall negative charges are called **anions**. Remember that ions are formed only when *electrons* move from one atom to another; a proton never moves from one atom to another. Compounds formed from positive and negative ions are **ionic compounds**.

Individual atoms can gain or lose electrons. When they do, they become *monatomic* ions. When atoms gain or lose electrons, they usually gain or lose a characteristic number of electrons and so take on a characteristic overall charge. Table 5.3.1 lists some common ions in terms of how many electrons they lose (making cations) or gain (making anions). There are several things to notice about the ions in Table 5.3.1. First, each element that forms a cation is a metal, except for one (hydrogen), while each element that forms an anion is a nonmetal. This is actually one of the chemical properties of metals and nonmetals: metals tend to form cations, while nonmetals tend to form anions. Second, most atoms form ions of a single characteristic charge. When sodium atoms form ions, they always form a 1+ charge, never a 2+ or 3+ or even 1- charge. Thus, if you commit the information in Table 5.3.1 to memory, you will always know what charges most atoms form.

Table 5.3.1: Monatomic Ions of Various Charges

Ions formed by losing a single electron	H ⁺
Na ⁺	
K ⁺	
Rb ⁺	
Ag ⁺	
Au ⁺	
Ions formed by losing two electrons	Mg ²⁺
	Ca ²⁺
	Sr ²⁺
	Fe ²⁺
	Co ²⁺
	Ni ²⁺
	Cu ²⁺
	Zn ²⁺
	Sn ²⁺
	Hg ²⁺
Ions formed by losing three electrons	Pb ²⁺
	Sc ³⁺
	Fe ³⁺
	Co ³⁺

Ions formed by losing a single electron	H^{+}
	Ni^{3+}
	Au^{3+}
	Al^{3+}
	Cr^{3+}
Ions formed by losing four electrons	Ti^{4+}
	Sn^{4+}
	Pb^{4+}
Ions formed by gaining a single electron	F^{-}
	Cl^{-}
	Br^{-}
	I^{-}
Ions formed by gaining two electrons	O^{2-}
	S^{2-}
	Se^{2-}
Ions formed by gaining three electrons	N^{3-}
	P^{3-}

Third, there are some exceptions to the previous point. A few elements, all of which are metals, can form more than one possible charge. For example, iron atoms can form $2+$ cations or $3+$ cations. Cobalt is another element that can form more than one possible charged ion ($2+$ and $3+$), while lead can form $2+$ or $4+$ cations. Unfortunately, there is little understanding which two charges a metal atom may take, so it is best to just memorize the possible charges a particular element can have.

Note the convention for indicating an ion. The magnitude of the charge is listed as a right superscript next to the symbol of the element. If the charge is a single positive or negative one, the number 1 is not written; if the magnitude of the charge is greater than 1, then the number is written *before* the $+$ or $-$ sign. An element symbol without a charge written next to it is assumed to be the uncharged atom.

Naming an ion is straightforward. For a cation, simply use the name of the element and add the word *ion* (or if you want to be more specific, add *cation*) after the element's name. So Na^{+} is the sodium ion; Ca^{2+} is the calcium ion. If the element has more than one possible charge, the value of the charge comes after the element name and before the word *ion*. Thus, Fe^{2+} is the iron two ion, while Fe^{3+} is the iron three ion. In print, we use roman numerals in parentheses to represent the charge on the ion; so these two iron ions would be represented as the iron(II) cation and the iron(III) cation, respectively.

For a monatomic anion, use the stem of the element name and append the suffix *-ide* to it, and then add *ion*. This is similar to how we named molecular compounds. Thus, Cl^{-} is the chloride ion, and N^{3-} is the nitride ion.

✓ Example 5.3.1

Name each species.

- O^{2-}
- Co
- Co^{2+}

Solution

- This species has a $2-$ charge on it, so it is an anion. Anions are named using the stem of the element name with the suffix *-ide* added. This is the oxide anion.
- Because this species has no charge, it is an atom in its elemental form. This is cobalt.

c. In this case, there is a 2+ charge on the atom, so it is a cation. We note from Table 5.3.1 that cobalt cations can have two possible charges, so the name of the ion must specify which charge the ion has. This is the cobalt(II) cation.

? Exercise 5.3.1

Name each species.

- P^{3-}
- Sr^{2+}

Answers

- the phosphide anion
- the strontium cation

Ionic Formulas

Chemical formulas for ionic compounds are called ionic formulas. A proper ionic formula has a cation and an anion in it; an ionic compound is never formed between two cations only or two anions only. The key to writing proper ionic formulas is simple: the total positive charge must balance the total negative charge. Because the charges on the ions are characteristic, sometimes we have to have more than one of a cation or an anion to balance the overall positive and negative charges. It is conventional to use the lowest ratio of ions that are needed to balance the charges.

For example, consider the ionic compound between Na^+ and Cl^- . Each ion has a single charge, one positive and one negative, so we need only one ion of each to balance the overall charge. When writing the ionic formula, we follow two additional conventions: (1) write the formula for the cation first and the formula for the anion second, but (2) do not write the charges on the ions. Thus, for the compound between Na^+ and Cl^- , we have the ionic formula NaCl (Figure 5.3.1). The formula Na_2Cl_2 also has balanced charges, but the convention is to use the lowest ratio of ions, which would be one of each. (Remember from our conventions for writing formulas that we do not write a 1 subscript if there is only one atom of a particular element present.) For the ionic compound between magnesium cations (Mg^{2+}) and oxide anions (O^{2-}), again we need only one of each ion to balance the charges. By convention, the formula is MgO .



Figure 5.3.1: The ionic compound NaCl is table salt and is very common. (Public Domain; Pexels.)

For the ionic compound between Mg^{2+} ions and Cl^- ions, we now consider the fact that the charges have different magnitudes: 2+ on the magnesium ion and 1- on the chloride ion. To balance the charges with the lowest number of ions possible, we need to have two chloride ions to balance the charge on the one magnesium ion. Rather than write the formula MgClCl , we combine the two chloride ions and write it with a 2 subscript: MgCl_2 .

What is the formula MgCl_2 telling us? There are two chloride ions in the formula. Although chlorine as an element is a diatomic molecule, Cl_2 , elemental chlorine is not part of this ionic compound. The chlorine is in the form of a negatively charged *ion*, not the neutral *element*. The 2 subscript is in the ionic formula because we need two Cl^- ions to balance the charge on one Mg^{2+} ion.

✓ Example 5.3.2

Write the proper ionic formula for each of the two given ions.

- a. Ca^{2+} and Cl^{-}
- b. Al^{3+} and F^{-}
- c. Al^{3+} and O^{2-}

Solution

- a. We need two Cl^{-} ions to balance the charge on one Ca^{2+} ion, so the proper ionic formula is CaCl_2 .
- b. We need three F^{-} ions to balance the charge on the Al^{3+} ion, so the proper ionic formula is AlF_3 .
- c. With Al^{3+} and O^{2-} , note that neither charge is a perfect multiple of the other. This means we have to go to a least common multiple, which in this case will be six. To get a total of 6+, we need two Al^{3+} ions; to get 6-, we need three O^{2-} ions. Hence the proper ionic formula is Al_2O_3 .

? Exercise 5.3.2

Write the proper ionic formulas for each of the two given ions.

- a. Fe^{2+} and S^{2-}
- b. Fe^{3+} and S^{2-}

Answers

- a. FeS
- b. Fe_2S_3

Naming ionic compounds is simple: combine the name of the cation and the name of the anion, in both cases omitting the word *ion*. *Do not use numerical prefixes if there is more than one ion necessary to balance the charges.* NaCl is sodium chloride, a combination of the name of the cation (sodium) and the anion (chloride). MgO is magnesium oxide. MgCl_2 is magnesium chloride —*not* magnesium dichloride.

When naming ionic compounds whose cations can have more than one possible charge, we must also include the charge, in parentheses and in roman numerals, as part of the name. Hence FeS is iron(II) sulfide, while Fe_2S_3 is iron(III) sulfide. Again, no numerical prefixes appear in the name. The number of ions in the formula is dictated by the need to balance the positive and negative charges.

✓ Example 5.3.3

Name each ionic compound.

- a. CaCl_2
- b. AlF_3
- c. Co_2O_3

Solution

- a. Using the names of the ions, this ionic compound is named calcium chloride. It is *not* calcium(II) chloride, because calcium forms only one cation when it forms an ion, and it has a characteristic charge of 2+.
- b. The name of this ionic compound is aluminum fluoride.
- c. We know that cobalt can have more than one possible charge; we just need to determine what it is. Oxide always has a 2- charge, so with three oxide ions, we have a total negative charge of 6-. This means that the two cobalt ions have to contribute 6+, which for two cobalt ions means that each one is 3+. Therefore, the proper name for this ionic compound is cobalt(III) oxide.

? Exercise 5.3.3

Name each ionic compound.

- Sc_2O_3
- AgCl

Answers

- scandium oxide
- silver chloride

How do you know whether a formula—and by extension, a name—is for a molecular compound or for an ionic compound? Molecular compounds form between nonmetals and nonmetals, while ionic compounds form between metals and nonmetals. The periodic table can be used to determine which elements are metals and nonmetals.

There also exists a group of ions that contain more than one atom. These are called **polyatomic ions**. Table 5.3.2 lists the formulas, charges, and names of some common polyatomic ions. Only one of them, the ammonium ion, is a cation; the rest are anions. Most of them also contain oxygen atoms, so sometimes they are referred to as **oxyanions**. Some of them, such as nitrate and nitrite, and sulfate and sulfite, have very similar formulas and names, so care must be taken to get the formulas and names correct. Note that the -ite polyatomic ion has one less oxygen atom in its formula than the -ate ion but with the same ionic charge.

Table 5.3.2: Common Polyatomic Ions

Name	Formula and Charge	Name	Formula and Charge
ammonium	NH_4^+	hydroxide	OH^-
acetate	$\text{C}_2\text{H}_3\text{O}_2^-$, or CH_3COO^-	nitrate	NO_3^-
bicarbonate (hydrogen carbonate)	HCO_3^-	nitrite	NO_2^-
bisulfate (hydrogen sulfate)	HSO_4^-	peroxide	O_2^{2-}
carbonate	CO_3^{2-}	perchlorate	ClO_4^-
chlorate	ClO_3^-	phosphate	PO_4^{3-}
chromate	CrO_4^{2-}	sulfate	SO_4^{2-}
cyanide	CN^-	sulfite	SO_3^{2-}
dichromate	$\text{Cr}_2\text{O}_7^{2-}$	triiodide	I_3^-

The naming of ionic compounds that contain polyatomic ions follows the same rules as the naming for other ionic compounds: simply combine the name of the cation and the name of the anion. Do not use numerical prefixes in the name if there is more than one polyatomic ion; the only exception to this is if the name of the ion itself contains a numerical prefix, such as dichromate or triiodide.

Writing the formulas of ionic compounds has one important difference. If more than one polyatomic ion is needed to balance the overall charge in the formula, enclose the formula of the polyatomic ion in parentheses and write the proper numerical subscript to the right and *outside* of the parentheses. Thus, the formula between calcium ions, Ca^{2+} , and nitrate ions, NO_3^- , is properly written $\text{Ca}(\text{NO}_3)_2$, not CaNO_3 or CaN_2O_6 . Use parentheses where required. The name of this ionic compound is simply calcium nitrate.

✓ Example 5.3.4

Write the proper formula and give the proper name for each ionic compound formed between the two listed ions.

- NH_4^+ and S^{2-}

- b. Al^{3+} and PO_4^{3-}
c. Fe^{2+} and PO_4^{3-}

Solution

- a. Because the ammonium ion has a 1+ charge and the sulfide ion has a 2- charge, we need two ammonium ions to balance the charge on a single sulfide ion. Enclosing the formula for the ammonium ion in parentheses, we have $(\text{NH}_4)_2\text{S}$. The compound's name is ammonium sulfide.
- b. Because the ions have the same magnitude of charge, we need only one of each to balance the charges. The formula is AlPO_4 , and the name of the compound is aluminum phosphate.
- c. Neither charge is an exact multiple of the other, so we have to go to the least common multiple of 6. To get 6+, we need three iron(II) ions, and to get 6-, we need two phosphate ions. The proper formula is $\text{Fe}_3(\text{PO}_4)_2$, and the compound's name is iron(II) phosphate.

? Exercise 5.3.4

Write the proper formula and give the proper name for each ionic compound formed between the two listed ions.

- a. NH_4^+ and PO_4^{3-}
b. Co^{3+} and NO_2^-

Answers

- a. $(\text{NH}_4)_3\text{PO}_4$, ammonium phosphate
b. $\text{Co}(\text{NO}_2)_3$, cobalt(III) nitrite

Food and Drink Application: Sodium in Your Food

The element sodium, at least in its ionic form as Na^+ , is a necessary nutrient for humans to live. In fact, the human body is approximately 0.15% sodium, with the average person having one-twentieth to one-tenth of a kilogram in their body at any given time, mostly in fluids outside cells and in other bodily fluids.

Sodium is also present in our diet. The common table salt we use on our foods is an ionic sodium compound. Many processed foods also contain significant amounts of sodium added to them as a variety of ionic compounds. Why are sodium compounds used so much? Usually sodium compounds are inexpensive, but, more importantly, most ionic sodium compounds dissolve easily. This allows processed food manufacturers to add sodium-containing substances to food mixtures and know that the compound will dissolve and distribute evenly throughout the food. Simple ionic compounds such as sodium nitrite (NaNO_2) are added to cured meats, such as bacon and deli-style meats, while a compound called sodium benzoate is added to many packaged foods as a preservative. Table 5.3.3 is a partial list of some sodium additives used in food. Some of them you may recognize after reading this chapter. Others you may not recognize, but they are all ionic sodium compounds with some negatively charged ion also present.

Table 5.3.3: Some Sodium Compounds Added to Food

Sodium Compound	Use in Food
Sodium acetate	preservative, acidity regulator
Sodium adipate	food acid
Sodium alginate	thickener, vegetable gum, stabilizer, gelling agent, emulsifier
Sodium aluminum phosphate	acidity regulator, emulsifier
Sodium aluminosilicate	anti-caking agent
Sodium ascorbate	antioxidant
Sodium benzoate	preservative
Sodium bicarbonate	mineral salt
Sodium bisulfite	preservative, antioxidant

Sodium Compound	Use in Food
Sodium carbonate	mineral salt
Sodium carboxymethylcellulose	emulsifier
Sodium citrates	food acid
Sodium dehydroacetate	preservative
Sodium erythorbate	antioxidant
Sodium erythorbin	antioxidant
Sodium ethyl para-hydroxybenzoate	preservative
Sodium ferrocyanide	anti-caking agent
Sodium formate	preservative
Sodium fumarate	food acid
Sodium gluconate	stabilizer
Sodium hydrogen acetate	preservative, acidity regulator
Sodium hydroxide	mineral salt
Sodium lactate	food acid
Sodium malate	food acid
Sodium metabisulfite	preservative, antioxidant, bleaching agent
Sodium methyl para-hydroxybenzoate	preservative
Sodium nitrate	preservative, color fixative
Sodium nitrite	preservative, color fixative
Sodium orthophenyl phenol	preservative
Sodium propionate	preservative
Sodium propyl para-hydroxybenzoate	preservative
Sodium sorbate	preservative
Sodium stearyl lactylate	emulsifier
Sodium succinates	acidity regulator, flavor enhancer
Sodium salts of fatty acids	emulsifier, stabilizer, anti-caking agent
Sodium sulfite	mineral salt, preservative, antioxidant
Sodium sulfite	preservative, antioxidant
Sodium tartrate	food acid
Sodium tetraborate	preservative

The use of so many sodium compounds in prepared and processed foods has alarmed some physicians and nutritionists. They argue that the average person consumes too much sodium from his or her diet. The average person needs only about 500 mg of sodium every day; most people consume more than this—up to 10 times as much. Some studies have implicated increased sodium intake with high blood pressure; newer studies suggest that the link is questionable. However, there has been a push to reduce the amount of sodium most people ingest every day: avoid processed and manufactured foods, read labels on packaged

foods (which include an indication of the sodium content), avoid oversalting foods, and use other herbs and spices besides salt in cooking.

Nutrition Facts	
Serving Size 8 oz (227 g/8 oz)	
Servings Per Container About 3	
Amount Per Serving	
Calories 180	Calories from Fat 60
% Daily Value*	
Total Fat 6g	10 %
Saturated Fat 1g	5 %
Trans Fat 0g	
Cholesterol 5mg	2 %
Sodium 75mg	3 %
Total Carbohydrate 26g	9 %
Dietary Fiber 5g	19 %
Sugars 11g	
Protein 8g	
Vitamin A 60 %	Vitamin C 70 %
Calcium 8 %	Iron 10 %
* Percent Daily Values are based on a 2,000 calorie diet. Your daily values may be higher or lower depending on your calorie needs.	
	Calories 2,000 2,500
Total Fat	Less than 65g 80g
Sat Fat	Less than 20g 25g
Cholesterol	Less than 300mg 300mg
Sodium	Less than 2,400mg 2,400mg
Total Carbohydrate	300g 375g
Dietary Fiber	25g 30g
Calories per gram:	
Fat 9	Carbohydrate 4 Protein 4

Figure 5.3.2: Food labels include the amount of sodium per serving. This particular label shows that there are 75 mg of sodium in one serving of this particular food item.

Key Takeaways

- Ions form when atoms lose or gain electrons.
- Ionic compounds have positive ions and negative ions.
- Ionic formulas balance the total positive and negative charges.
- Ionic compounds have a simple system of naming.
- Groups of atoms can have an overall charge and make ionic compounds.

This page titled [5.3: Ions and Ionic Compounds](#) is shared under a [CC BY-NC-SA 3.0](#) license and was authored, remixed, and/or curated by [Theodore Chan](#) via [source content](#) that was edited to the style and standards of the LibreTexts platform.

- **3.5: Ions and Ionic Compounds** by Anonymous is licensed [CC BY-NC-SA 3.0](#). Original source: <https://2012books.lardbucket.org/books/beginning-chemistry/>.

5.4: Electron Transfer - Ionic Bonds

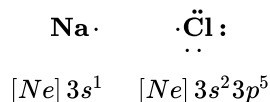
Learning Objectives

- State the octet rule.
- Define *ionic bond*.
- Demonstrate electron transfer between atoms to form ionic bonds.

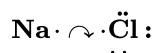
In Section 9.2, we saw how ions are formed by losing electrons to make cations, or by gaining electrons to form anions. The astute reader may have noticed something: many of the ions that form have eight electrons in their valence shell. Either atoms gain enough electrons to have eight electrons in the valence shell and become the appropriately charged anion, or they lose the electrons in their original valence shell. In the case of electron loss, the *lower* shell, now the valence shell, has eight electrons in it; so the atom becomes positively charged. For whatever reason, having eight electrons in a valence shell is a particularly energetically stable arrangement of electrons. The trend that atoms like to have eight electrons in their valence shell is called the **octet rule**. When atoms form compounds, the octet rule is not always satisfied for all atoms at all times, but it is a very good rule of thumb for understanding the kinds of bonding arrangements that atoms can make.

It is not impossible to violate the octet rule. Consider sodium: in its elemental form, it has one valence electron and is stable. It is rather reactive, however, and does not require a lot of energy to remove that electron to make the Na^+ ion. We *could* remove another electron by adding even more energy to the ion to make the Na^{2+} ion. However, that requires much more energy than is normally available in chemical reactions, so sodium stops at a 1+ charge after losing a single electron. It turns out that the Na^+ ion has a complete octet in its new valence shell, the $n = 2$ shell, which satisfies the octet rule. The octet rule is a result of trends in energies and is useful in explaining why atoms form the ions that they do.

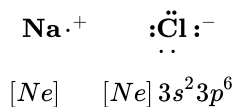
Consider an Na atom in the presence of a Cl atom. The two atoms have these Lewis electron dot diagrams and electron configurations:



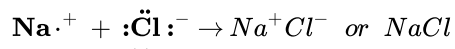
For the Na atom to obtain an octet, it must lose an electron; for the Cl atom to obtain an octet, it must gain an electron. An electron transfers from the Na atom to the Cl atom:



resulting in two ions—the Na^+ ion and the Cl^- ion:



Both species now have complete octets, and the electron shells are energetically stable. From basic physics, we know that opposite charges attract. This is what happens to the Na^+ and Cl^- ions:

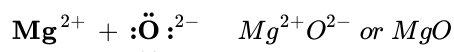


where we have written the final formula (the formula for sodium chloride) as per the convention for ionic compounds, without listing the charges explicitly. The attraction between oppositely charged ions is called an **ionic bond**, and it is one of the main types of chemical bonds in chemistry. Ionic bonds are caused by electrons *transferring* from one atom to another.

In electron transfer, the number of electrons lost must equal the number of electrons gained. We saw this in the formation of NaCl. A similar process occurs between Mg atoms and O atoms, except in this case two electrons are transferred:

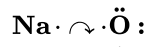


The two ions each have octets as their valence shell, and the two oppositely charged particles attract, making an ionic bond:



Remember, in the final formula for the ionic compound, we do not write the charges on the ions.

What about when an Na atom interacts with an O atom? The O atom needs two electrons to complete its valence octet, but the Na atom supplies only one electron:



The O atom still does not have an octet of electrons. What we need is a second Na atom to donate a second electron to the O atom:



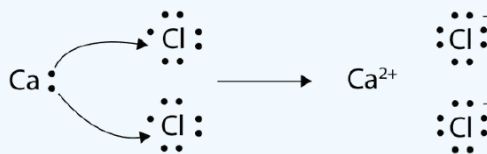
These three ions attract each other to form an overall neutrally charged ionic compound, which we write as Na₂O. The need for the number of electrons lost to be equal to the number of electrons gained explains why ionic compounds have the ratio of cations to anions that they do. This is also required by the law of conservation of matter.

Example 5.4.1

With arrows, illustrate the transfer of electrons to form calcium chloride from Ca atoms and Cl atoms.

Solution

A Ca atom has two valence electrons, while a Cl atom has seven electrons. A Cl atom needs only one more to complete its octet, while Ca atoms have two electrons to lose. We need two Cl atoms to accept the two electrons from one Ca atom. The transfer process is as follows:

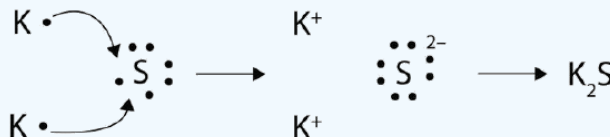


The oppositely charged ions attract one another to make CaCl₂.

Exercise 5.4.1

With arrows, illustrate the transfer of electrons to form potassium sulfide from K atoms and S atoms.

Answer



The strength of ionic bonding depends on two major characteristics: the magnitude of the charges and the size of the ion. The greater the magnitude of the charge, the stronger the ionic bond. The smaller the ion, the stronger the ionic bond (because a smaller ion size allows the ions to get closer together). The measured strength of ionic bonding is called the **lattice energy**. Some lattice energies are given in Table 5.4.1 - Lattice Energies of Some Ionic Compounds.

Table 5.4.1: Lattice Energies of Some Ionic Compounds

Compound	Lattice Energy (kJ/mol)
LiF	1,036

Compound	Lattice Energy (kJ/mol)
LiCl	853
NaCl	786
NaBr	747
MgF ₂	2,957
Na ₂ O	2,481
MgO	3,791

Chemistry is Everywhere: Salt

The element sodium (part [a] in the accompanying figure) is a very reactive metal; given the opportunity, it will react with the sweat on your hands and form sodium hydroxide, which is a very corrosive substance. The element chlorine (part [b] in the accompanying figure) is a pale yellow, corrosive gas that should not be inhaled due to its poisonous nature. Bring these two hazardous substances together, however, and they react to make the ionic compound sodium chloride (part [c] in the accompanying figure), known simply as salt.




Figure 5.4.1: Sodium + Chlorine = Sodium Chloride. (a) Sodium is a very reactive metal. (b) Chlorine is a pale yellow, noxious gas. (c) Together, sodium and chlorine make sodium chloride—salt—which is necessary for our survival. Source: Photo on the left courtesy of Greenhorn1. Photo in the center courtesy of Benjah-bmm27. Photo on the right © Thinkstock.

Salt is necessary for life. Na^+ ions are one of the main ions in the human body and are necessary to regulate the fluid balance in the body. Cl^- ions are necessary for proper nerve function and respiration. Both of these ions are supplied by salt. The taste of salt is one of the fundamental tastes; salt is probably the most ancient flavoring known, and one of the few rocks we eat.

The health effects of too much salt are still under debate, although a 2010 report by the [US Department of Agriculture](#) concluded that "excessive sodium intake...raises blood pressure, a well-accepted and extraordinarily common risk factor for stroke, coronary heart disease, and kidney disease" (US Department of Agriculture Committee for Nutrition Policy and Promotion, *Report of the Dietary Guidelines Advisory Committee on the Dietary Guidelines for Americans*, accessed January 5, 2010). It is clear that most people ingest more salt than their bodies need, and most nutritionists recommend curbing salt intake. Curiously, people who suffer from low salt (called *hyponatria*) do so not because they ingest too little salt, but because they drink too much water. Endurance athletes and others involved in extended strenuous exercise need to watch their water intake so that their body's salt content is not diluted to dangerous levels.

Summary

- The tendency to form species that have eight electrons in the valence shell is called the octet rule.
- The attraction of oppositely charged ions caused by electron transfer is called an ionic bond.
- The strength of ionic bonding depends on the magnitude of the charges and the sizes of the ions.

This page titled [5.4: Electron Transfer - Ionic Bonds](#) is shared under a [CC BY-NC-SA 3.0](#) license and was authored, remixed, and/or curated by [Theodore Chan](#) via [source content](#) that was edited to the style and standards of the LibreTexts platform.

- **9.3: Electron Transfer - Ionic Bonds** by Anonymous is licensed [CC BY-NC-SA 3.0](#). Original source: <https://2012books.lardbucket.org/books/beginning-chemistry>.

5.5: Periodic Trends- Electronegativity



Figure 5.5.1 (Credit: (left) Image copyright Pressmaster, 2013; (right) Image copyright cdrin, 2013; Source: <http://www.shutterstock.com/opens in new window>; <http://www.shutterstock.com/opens in new window>; License: Used under licenses from Shutterstock.com)

Is it easy or hard for you to make new friends?

Have you ever noticed how some people attract others to them? Whether it be their personality, attractiveness, or athletic skills—something pulls people toward them; while others have a smaller group of friends and acquaintances. Atoms do the same thing. One atom may pull electrons strongly to it, while a second type of atom has much less "pulling power".

Electronegativity

Valence electrons of both atoms are always involved when those two atoms come together to form a chemical bond. Chemical bonds are the basis for how elements combine with one another to form compounds. When these chemical bonds form, atoms of some elements have a greater ability to attract the valence electrons involved in the bond than other elements.

Electronegativity is a measure of the ability of an atom to attract the electrons when the atom is part of a compound. Electronegativity differs from electron affinity because electron affinity is the actual energy released when an atom gains an electron. Electronegativity is not measured in energy units, but instead a relative scale. All elements are compared to one another, with the most electronegative element, fluorine, being assigned an electronegativity value of 3.98. Fluorine attracts electrons better than any other element. The table below shows the electronegativity values for the elements.

PAULING ELECTRONEGATIVITY VALUES																																
H 2.20																	B 2.04	C 2.55	N 3.04	O 3.44	F 3.98											
Li 0.98	Be 1.57															Al 1.61	Si 1.90	P 2.19	S 2.58	Cl 3.16												
Na 0.93	Mg 1.31															K 0.82	Ca 1.00	Sc 1.36	Ti 1.54	V 1.63	Cr 1.66	Mn 1.55	Fe 1.83	Co 1.88	Ni 1.91	Cu 1.90	Zn 1.65	Ga 1.61	Ge 2.01	As 2.18	Se 2.55	Br 2.96
Rb 0.82	Sr 0.95	Y 1.22	Zr 1.33	Nb 1.6	Mo 2.16	Tc 1.9	Ru 2.2	Rh 2.28	Pd 2.20	Ag 1.93	Cd 1.69	In 1.78	Sn 1.96	Sb 2.05	Te 2.1	I 2.66																
Cs 0.79	Ba 0.89	La 1.1	Hf 1.3	Ta 1.5	W 2.36	Re 1.9	Os 2.2	Ir 2.20	Pt 2.28	Au 2.54	Hg 2.00	Tl 1.62	Pb 2.33	Bi 2.02	Po 2.0	At 2.2																
Fr 0.7	Ra 0.9																															

Figure 5.5.2: The electronegativity scale was developed by Nobel Prize winning American chemist Linus Pauling. The largest electronegativity (3.98) is assigned to fluorine and all other electronegativity measurements are on a relative scale. (Credit: Christopher Auyeung; Source: CK-12 Foundation; License: [CC BY-NC 3.0\(opens in new window\)](https://creativecommons.org/licenses/by-nc/3.0/))

Since metals have few valence electrons, they tend to increase their stability by losing electrons to become cations. Consequently, the electronegativities of metals are generally low. Nonmetals have more valence electrons and increase their stability by gaining electrons to become anions. The electronegativities of nonmetals are generally high.

Trends

Electronegativities generally increase from left to right across a period. This is due to an increase in nuclear charge. Alkali metals have the lowest electronegativities, while halogens have the highest. Because most noble gases do not form compounds, they do not have electronegativities. Note that there is little variation among the transition metals. Electronegativities generally decrease from top to bottom within a group, due to the larger atomic size.

Of the main group elements, fluorine has the highest electronegativity ($EN = 4.0$) and cesium the lowest ($EN = 0.79$). This indicates that fluorine has a high tendency to gain electrons from other elements with lower electronegativities. We can use these values to predict what happens when certain elements combine.

When the difference between atom electronegativities is greater than ~ 1.7 , then a complete exchange of electrons occurs. Typically this exchange is between a metal and a nonmetal. For instance, sodium and chlorine will typically combine to form a new compound and each ion becomes isoelectronic with its nearest noble gas. When we compare the EN values, we see that the electronegativity for Na is 0.93 and the value for Cl is 3.2. The absolute difference between ENs is $|0.93 - 3.2| = 2.27$. This value is greater than 1.7, and therefore indicates the occurrence of a complete electron exchange.

Summary

- Electronegativity is a measure of the ability of an atom to attract the electrons when the atom is part of a compound.
- Electronegativity values generally increase from left to right across the periodic table.
- Electronegativities generally decrease from the top to bottom of a group.
- The highest electronegativity value is for fluorine.

Review

1. Define “electronegativity.”
2. How does electronegativity differ from electron affinity?
3. Why are the electronegativity values of metals generally low?
4. Describe the trend in electronegativities across the periodic table.
5. Describe the trends in electronegativities in a group of the periodic table.

This page titled [5.5: Periodic Trends- Electronegativity](#) is shared under a [CK-12](#) license and was authored, remixed, and/or curated by [Theodore Chan](#) via [source content](#) that was edited to the style and standards of the LibreTexts platform.

- **6.21: Periodic Trends- Electronegativity** by [CK-12 Foundation](#) is licensed [CK-12](#). Original source: <https://flexbooks.ck12.org/cbook/ck-12-chemistry-flexbook-2.0/>.

5.6: Covalent Bonds

Learning Objectives

- Define *covalent bond*.
- Illustrate covalent bond formation with Lewis electron dot diagrams.

Ionic bonding typically occurs when it is easy for one atom to lose one or more electrons, and for another atom to gain one or more electrons. However, some atoms will not give up or gain electrons easily. Yet they still participate in compound formation. How? There is another mechanism for obtaining a complete valence shell: *sharing* electrons. When electrons are shared between two atoms, they form a **covalent bond**.

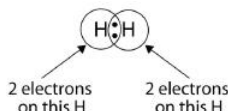
Let us illustrate a covalent bond by using H atoms, with the understanding that H atoms need only two electrons to fill the 1s subshell. Each H atom starts with a single electron in its valence shell:



The two H atoms can share their electrons:



We can use circles to show that each H atom has two electrons around the nucleus, completely filling each atom's valence shell:



Because each H atom has a filled valence shell, this bond is stable, and we have made a diatomic hydrogen molecule. (This explains why hydrogen is one of the diatomic elements.) For simplicity's sake, it is not unusual to represent the covalent bond with a dash, instead of with two dots:



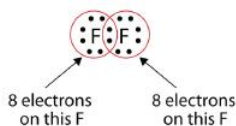
Because two atoms are sharing one pair of electrons, this covalent bond is called a **single bond**. As another example, consider fluorine. F atoms have seven electrons in their valence shell:



These two atoms can do the same thing that the H atoms did; they share their unpaired electrons to make a covalent bond.



Note that each F atom has a complete octet around it now:



We can also write this using a dash to represent the shared electron pair:




There are two different types of electrons in the fluorine diatomic molecule. The **bonding electron pair** makes the covalent bond. Each F atom has three other pairs of electrons that do not participate in the bonding; they are called **lone pair electrons**. Each F atom has one bonding pair and three lone pairs of electrons.

Covalent bonds can be made between different elements as well. One example is HF . Each atom starts out with an odd number of electrons in its valence shell:



The two atoms can share their unpaired electrons to make a covalent bond:



Note that the H atom has a full valence shell with two electrons, while the F atom has a complete octet of electrons.

✓ Example 5.6.1

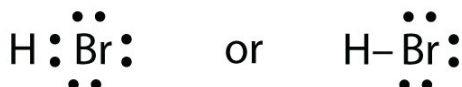
Use Lewis electron dot diagrams to illustrate the covalent bond formation in HBr .

Solution

HBr is very similar to HF , except that it has Br instead of F. The atoms are as follows:



The two atoms can share their unpaired electron:



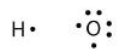
? Exercise 5.6.1

Use Lewis electron dot diagrams to illustrate the covalent bond formation in Cl_2 .

Answer



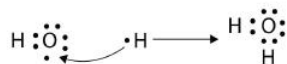
More than two atoms can participate in covalent bonding, although any given covalent bond will be between two atoms only. Consider H and O atoms:



The H and O atoms can share an electron to form a covalent bond:



The H atom has a complete valence shell. However, the O atom has only seven electrons around it, which is not a complete octet. This can be fixed by including a second H atom, whose single electron will make a second covalent bond with the O atom:



(It does not matter what side the second H atom is positioned on.) Now the O atom has a complete octet around it, and each H atom has two electrons, filling its valence shell. This is how a water molecule, H_2O , is made.

✓ Example 5.6.2

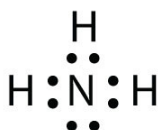
Use a Lewis electron dot diagram to show the covalent bonding in NH_3 .

Solution

The N atom has the following Lewis electron dot diagram:




It has three unpaired electrons, each of which can make a covalent bond by sharing electrons with an H atom. The electron dot diagram of NH_3 is as follows:



? Exercise 5.6.2

Use a Lewis electron dot diagram to show the covalent bonding in PCl_3 .

Answer



There is a simple set of steps for determining the Lewis electron dot diagram of a simple molecule. First, you must identify the central atom and the surrounding atoms. The **central atom** is the atom in the center of the molecule, while the **surrounding atoms** are the atoms making bonds to the central atom. The central atom is usually written first in the formula of the compound (H_2O is the notable exception). After the central and surrounding atoms have been identified, follow these steps:

1. Count the total number of valence electrons. Add extra if the species has negative charges and remove some for every positive charge on the species.
2. Write the central atom and surround it with the surrounding atoms.
3. Put a pair of electrons between the central atom and each surrounding atom.
4. Complete the octets around the surrounding atoms (except for H).
5. Put remaining electrons, if any, around the central atom.
6. Check that every atom has a full valence shell.

Let us try these steps to determine the electron dot diagram for BF_4^- . The B atom is the central atom, and the F atoms are the surrounding atoms. There is a negative sign on the species, so we have an extra electron to consider.


1. **Count the total number of electrons.** B has 3, each F has 7, and there is one extra electron: $3 + 7 + 7 + 7 + 7 + 1 = 32$.
2. **Write the central atom surrounded by surrounding atoms.**



3. **Put a pair of electrons between the central atom and each surrounding atom.** This uses up eight electrons, so we have $32 - 8 = 24$ electrons left.



4. **Complete the octets around the surrounding atoms (except for H).** This uses up 24 more electrons, leaving $24 - 24 = 0$ electrons left.



5. **Put remaining electrons, if any, around the central atom.** There are no additional electrons to add to the central atom.

6. **Check.** The B atom has eight electrons around it, as does each F atom. Each atom has a complete octet. This is a good Lewis electron dot diagram for BF_4^- .

Sometimes, however, these steps do not work. If we were to follow these steps for the compound formaldehyde (CH_2O), we would get the following:



The H and O atoms have the proper number of electrons, but the C atom only has six electrons around it, not the eight electrons for an octet. How do we fix this?

We fix this by recognizing that two atoms can share more than one pair of electrons. In the case of CH_2O , the O and C atoms share two pairs of electrons, with the following Lewis electron dot diagram as a result:



By circling the electrons around each atom, we can now see that the O and C atoms have octets, while each H atom has two electrons:



Each valence shell is full, so this is an acceptable Lewis electron dot diagram. If we were to use lines to represent the bonds, we would use two lines between the C and O atoms:



The bond between the C and O atoms is a **double bond** and represents two bonding pairs of electrons between the atoms. If the rules for drawing Lewis electron dot diagrams do not work as written, a double bond may be required.

✓ Example 5.6.3: Carbon Dioxide

What is the proper Lewis electron dot diagram for CO_2 ?

Solution

The central atom is a C atom, with O atoms as surrounding atoms. We have a total of $4 + 6 + 6 = 16$ valence electrons. Following the rules for Lewis electron dot diagrams for compounds gives us



The O atoms have complete octets around them, but the C atom only has four electrons around it. The way to solve this dilemma is to make a double bond between carbon and *each* O atom:



Each O atom still has eight electrons around it, but now the C atom also has a complete octet. This is an acceptable Lewis electron dot diagram for CO₂.

? Exercise 5.6.3

What is the proper Lewis electron dot diagram for carbonyl sulfide (COS)?

Answer



It is also possible to have a **triple bond**, in which there are three pairs of electrons between two atoms. Good examples of this are elemental nitrogen (N₂) and acetylene (C₂H₂):



Acetylene is an interesting example of a molecule with two central atoms, which are both C atoms. Polyatomic ions are bonded together with covalent bonds. Because they are ions, however, they participate in ionic bonding with other ions. So both major types of bonding can occur at the same time.

📌 Food and Drink Application: Vitamins and Minerals

Vitamins are nutrients that our bodies need in small amounts but cannot synthesize; therefore, they must be obtained from the diet. The word *vitamin* comes from "vital amine" because it was once thought that all these compounds had an amine group (NH₂) in it. This is not actually true, but the name stuck anyway.

All vitamins are covalently bonded molecules. Most of them are commonly named with a letter, although all of them also have formal chemical names. Thus vitamin A is also called retinol, vitamin C is called ascorbic acid, and vitamin E is called tocopherol. There is no single vitamin B; there is a group of substances called the *B complex vitamins* that are all water soluble and participate in cell metabolism. If a diet is lacking in a vitamin, diseases such as scurvy or rickets develop. Luckily, all vitamins are available as supplements, so any dietary deficiency in a vitamin can be easily corrected.

A mineral is any chemical element other than carbon, hydrogen, oxygen, or nitrogen that is needed by the body. Minerals that the body needs in quantity include sodium, potassium, magnesium, calcium, phosphorus, sulfur, and chlorine. Essential minerals that the body needs in tiny quantities (so-called *trace elements*) include manganese, iron, cobalt, nickel, copper, zinc, molybdenum, selenium, and iodine. Minerals are also obtained from the diet. Interestingly, most minerals are consumed in ionic form, rather than as elements or from covalent molecules. Like vitamins, most minerals are available in pill form, so any deficiency can be compensated for by taking supplements.

Supplement Facts	
Serving Size 1 Tablet	
Each Tablet Contains	% Daily Value
Vitamin A 5000 I.U. (50% as Beta Carotene)	100%
Vitamin C 60 mg	100%
Vitamin D 400 I.U.	100%
Vitamin E 30 I.U.	100%
Vitamin K 25 mcg	31%
Thiamine (Vitamin B1) 1.5 mg	100%
Riboflavin (Vitamin B2) 1.7 mg	100%
Niacin 20 mg	100%
Vitamin B6 2 mg	100%
Folic Acid 400 mcg	100%
Vitamin B12 6 mcg	100%
Biotin 30 mcg	10%
Pantothenic Acid 10 mg	100%
Calcium 160 mg	16%
Iron 18 mg	100%
Phosphorus 110 mg	11%
Iodine 150 mcg	100%
Magnesium 100 mg	25%
Zinc 15 mg	100%
Selenium 20 mcg	29%
Copper 2 mg	100%
Manganese 2 mg	100%
Chromium 120 mcg	100%
Molybdenum 75 mcg	100%
Chloride 72 mg	2%
Potassium 80 mg	2%
Boron 150 mcg	*
Nickel 5 mcg	*
Silicon 2 mg	*
Tin 10 mcg	*
Vanadium 10 mcg	*
Lutein 250 mcg	*
* Daily Value (DV) not established	

Figure 5.6.1: Vitamin and Mineral supplements. Every entry down through pantothenic acid is a vitamin, and everything from calcium and below is a mineral.

Summary

- Covalent bonds are formed when atoms share electrons.
- Lewis electron dot diagrams can be drawn to illustrate covalent bond formation.
- Double bonds or triple bonds between atoms may be necessary to properly illustrate the bonding in some molecules.

This page titled [5.6: Covalent Bonds](#) is shared under a [CC BY-NC-SA 3.0](#) license and was authored, remixed, and/or curated by [Theodore Chan](#) via [source content](#) that was edited to the style and standards of the LibreTexts platform.

- **9.4: Covalent Bonds** by Anonymous is licensed [CC BY-NC-SA 3.0](#). Original source: <https://2012books.lardbucket.org/books/beginning-chemistry>.

5.7: Molecules and Chemical Nomenclature

Learning Objectives

- Define *molecule*.
- Name simple molecules based on their formulas.
- Determine a formula of a molecule based on its name.

There are many substances that exist as two or more atoms connected together so strongly that they behave as a single particle. These multiatom combinations are called molecules. A molecule is the smallest part of a substance that has the physical and chemical properties of that substance. In some respects, a molecule is similar to an atom. A molecule, however, is composed of more than one atom.

Table 5.7.1: Elements That Exist as Diatomic Molecules

Hydrogen (H_2)	Oxygen (O_2)	Nitrogen (N_2)	Fluorine (F_2)
Chlorine (Cl_2)	Bromine (Br_2)	Iodine (I_2)	

Some elements exist naturally as molecules. For example, hydrogen and oxygen exist as two-atom molecules. Other elements also exist naturally as diatomic molecules (Table 5.7.1). As with any molecule, these elements are labeled with a molecular formula, a formal listing of what and how many atoms are in a molecule. (Sometimes only the word *formula* is used, and its meaning is inferred from the context.) For example, the molecular formula for elemental hydrogen is H_2 , with H being the symbol for hydrogen and the subscript 2 implying that there are two atoms of this element in the molecule. Other diatomic elements have similar formulas: O_2 , N_2 , and so forth. Other elements exist as molecules—for example, sulfur normally exists as an eight-atom molecule, S_8 , while phosphorus exists as a four-atom molecule, P_4 (Figure 5.7.1). Otherwise, we will assume that elements exist as individual atoms, rather than molecules. It is assumed that there is only one atom in a formula if there is no numerical subscript on the right side of an element's symbol.

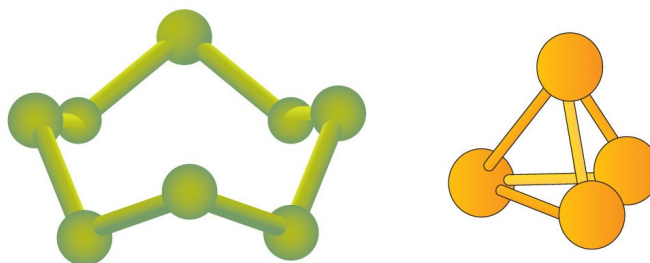


Figure 5.7.1: Molecular Art of S_8 and P_4 Molecules. If each green ball represents a sulfur atom, then the diagram on the left represents an S_8 molecule. The molecule on the right shows that one form of elemental phosphorus exists, as a four-atom molecule.

Figure 5.7.1 shows two examples of how we will be representing molecules in this text. An atom is represented by a small ball or sphere, which generally indicates where the nucleus is in the molecule. A cylindrical line connecting the balls represents the connection between the atoms that make this collection of atoms a molecule. This connection is called a chemical bond and is the connection between two atoms in a molecule.

Many compounds exist as molecules. In particular, when nonmetals connect with other nonmetals, the compounds typically exist as molecules. (Compounds between a metal and a nonmetal are different and will be considered in Section 3.4.) In some cases, there are many different kinds of molecules that can be formed between any given elements, with all the different molecules having different chemical and physical properties. How do we tell them apart?

The answer is a very specific system of naming compounds, called *chemical nomenclature*. By following the rules of nomenclature, each and every compound has its own unique name, and each name refers to one and only one compound. Here, we will start with relatively simple molecules that have only two elements in them, the so-called *binary compounds*:

1. Identify the elements in the molecule from its formula.

2. Begin the name with the element name of the first element. If there is more than one atom of this element in the molecular formula, use a numerical prefix to indicate the number of atoms, as listed in Table 5.7.2. *Do not use the prefix mono- if there is only one atom of the first element.*
3. Name the second element by using three pieces:
 - a numerical prefix indicating the number of atoms of the second element, plus
 - the stem of the element name (e.g., *ox* for oxygen, *chlor* for chlorine, etc.), plus
 - the suffix *-ide*
4. Combine the two words, leaving a space between them.

Table 5.7.2: Numerical Prefixes Used in Naming Molecular Compounds

The Number of Atoms of an Element	Prefix
1	mono-
2	di-
3	tri-
4	tetra-
5	penta-
6	hexa-
7	hepta-
8	octa-
9	nona-
10	deca-

Let us see how these steps work for a molecule whose molecular formula is SO_2 , which has one sulfur atom and two oxygen atoms—this completes step 1. According to step 2, we start with the name of the first element—sulfur. Remember, we do not use the *mono-* prefix for the first element. Now for step 3, we combine the numerical prefix *di-* (see Table 5.7.2) with the stem *ox-* and the suffix *-ide*, to make *dioxide*. Bringing these two words together, we have the unique name for this compound—sulfur dioxide.

Why all this trouble? There is another common compound consisting of sulfur and oxygen whose molecular formula is SO_3 , so the compounds need to be distinguished. SO_3 has three oxygen atoms in it, so it is a different compound with different chemical and physical properties. The system of chemical nomenclature is designed to *give this compound its own unique name*. Its name, if you go through all the steps, is sulfur trioxide. Different compounds have different names.

In some cases, when a prefix ends in *a* or *o*; and the element name begins with *o*, we drop the *a* or *o* on the prefix. So we see *monoxide* or *pentoxide*, rather than *monooxide* or *pentaoxide* in molecule names.

✓ Example 5.7.1

Name each molecule.

- PF_3
- CO
- Se_2Br_2

Solution

- A molecule with a single phosphorus atom and three fluorine atoms is called phosphorus trifluoride.
- A compound with one carbon atom and one oxygen atom is properly called carbon monoxide, not carbon monooxide.
- There are two atoms of each element, selenium and bromine. According to the rules, the proper name here is *diselenium dibromide*.

? Exercise 5.7.1

Name each molecule.

- a. SF₄
- b. P₂S₅

Answer a

sulfur tetrafluoride

Answer b

diphosphorus pentasulfide

One great thing about this system is that it works both ways. From the name of a compound, you should be able to determine its molecular formula. Simply list the element symbols, with a numerical subscript if there is more than one atom of that element, in the order of the name (we do not use the subscript 1 if there is only one atom of the element present; 1 is implied). From the name *nitrogen trichloride*, you should be able to get NCl₃ as the formula for this molecule. From the name *diphosphorus pentoxide*, you should be able to get the formula P₂O₅ (note the numerical prefix on the first element, indicating there is more than one atom of phosphorus in the formula).

✓ Example 5.7.2

Give the formula for each molecule.

- a. carbon tetrachloride
- b. silicon dioxide
- c. trisilicon tetranitride

Solution

- a. The name *carbon tetrachloride* implies one carbon atom and four chlorine atoms, so the formula is CCl₄.
- b. The name *silicon dioxide* implies one silicon atom and two oxygen atoms, so the formula is SiO₂.
- c. We have a name that has numerical prefixes on both elements. *Tri-* means three, and *tetra-* means four, so the formula of this compound is Si₃N₄.

? Exercise 5.7.2

Give the formula for each molecule.

- a. disulfur difluoride
- b. iodine pentabromide

Answer a

S₂F₂

Answer b

IBr₅

Some simple molecules have common names that we use as part of the formal system of chemical nomenclature. For example, H₂O is given the name *water*, not *dihydrogen monoxide*. NH₃ is called *ammonia*, while CH₄ is called *methane*. We will occasionally see other molecules that have common names; we will point them out as they occur.

Key Takeaways

- Molecules are groups of atoms that behave as a single unit.
- Some elements exist as molecules: hydrogen, oxygen, sulfur, and so forth.
- There are rules that can express a unique name for any given molecule, and a unique formula for any given name.

This page titled [5.7: Molecules and Chemical Nomenclature](#) is shared under a [CC BY-NC-SA 3.0](#) license and was authored, remixed, and/or curated by [Theodore Chan](#) via [source content](#) that was edited to the style and standards of the LibreTexts platform.

- **3.3: Molecules and Chemical Nomenclature** by Anonymous is licensed [CC BY-NC-SA 3.0](#). Original source: <https://2012books.lardbucket.org/books/beginning-chemistry>.

5.8: Other Aspects of Covalent Bonds

Learning Objectives

- Describe a nonpolar bond and a polar bond.
- Use electronegativity to determine whether a bond between two elements will be nonpolar covalent, polar covalent, or ionic.
- Describe the bond energy of a covalent bond.

Consider the H_2 molecule:



Because the nuclei of each H atom contain protons, the electrons in the bond are attracted to the nuclei (opposite charges attract). But because the two atoms involved in the covalent bond are both H atoms, each nucleus attracts the electrons by the same amount. Thus the electron pair is equally shared by the two atoms. The equal sharing of electrons in a covalent bond is called a **nonpolar covalent bond**.

Now consider the HF molecule:



There are two different atoms involved in the covalent bond. The H atom has one proton in its nucleus that is attracting the bonding pair of electrons. However, the F atom has nine protons in its nucleus, with nine times the attraction of the H atom. The F atom attracts the electrons so much more strongly that the electrons remain closer to the F atom than to the H atom; the electrons are no longer equally balanced between the two nuclei. Instead of representing the HF molecule as



it may be more appropriate to draw the covalent bond as



with the electrons in the bond being nearer to the F atom than the H atom. Because the electrons in the bond are nearer to the F atom, this side of the molecule takes on a partial negative charge, which is represented by δ^- (δ is the lowercase Greek letter delta). The other side of the molecule, the H atom, adopts a partial positive charge, which is represented by δ^+ :



A covalent bond between different atoms that attract the shared electrons by different amounts, and cause an imbalance of electron distribution is called a **polar covalent bond**.

Technically, any covalent bond between two different elements is polar. However, the degree of polarity is important. A covalent bond between two different elements may be so slightly unbalanced that the bond is, essentially, nonpolar. A bond may be so polar that an electron actually transfers from one atom to another, forming a true ionic bond. How do we judge the degree of polarity? Scientists have devised a scale called **electronegativity**, a scale for judging how strongly atoms of any element attract electrons. Electronegativity is a unitless number; the higher the number, the more an atom attracts electrons. A common scale for electronegativity is shown in Figure 5.8.1.

1 H Hydrogen 2.2																	2 He Helium
3 Li Lithium 0.98	4 Be Beryllium 1.57											5 B Boron 2.04	6 C Carbon 2.55	7 N Nitrogen 3.04	8 O Oxygen 3.44	9 F Fluorine 3.98	10 Ne Neon
11 Na Sodium 0.93	12 Mg Magnesium 1.31											13 Al Aluminum 1.61	14 Si Silicon 1.9	15 P Phosphorus 2.19	16 S Sulfur 2.58	17 Cl Chlorine 3.16	18 Ar Argon
19 K Potassium 0.82	20 Ca Calcium 1	21 Sc Scandium 1.36	22 Ti Titanium 1.54	23 V Vanadium 1.63	24 Cr Chromium 1.66	25 Mn Manganese 1.55	26 Fe Iron 1.83	27 Co Cobalt 1.88	28 Ni Nickel 1.91	29 Cu Copper 1.9	30 Zn Zinc 1.65	31 Ga Gallium 1.81	32 Ge Germanium 2.01	33 As Arsenic 2.18	34 Se Selenium 2.55	35 Br Bromine 2.96	36 Kr Krypton
37 Rb Rubidium 0.82	38 Sr Strontium 0.95	39 Y Yttrium 1.22	40 Zr Zirconium 1.33	41 Nb Niobium 1.6	42 Mo Molybdenum 2.16	43 Tc Technetium 1.9	44 Ru Ruthenium 2.2	45 Rh Rhodium 2.28	46 Pd Palladium 2.2	47 Ag Silver 1.93	48 Cd Cadmium 1.69	49 In Indium 1.78	50 Sn Tin 1.96	51 Sb Antimony 2.05	52 Te Tellurium 2.1	53 I Iodine 2.66	54 Xe Xenon 2.6
55 Cs Cesium 0.79	56 Ba Barium 0.89	*	72 Hf Hafnium 1.3	73 Ta Tantalum 1.5	74 W Tungsten 2.36	75 Re Rhenium 1.9	76 Os Osmium 2.2	77 Ir Iridium 2.2	78 Pt Platinum 2.28	79 Au Gold 2.54	80 Hg Mercury 2	81 Tl Thallium 1.62	82 Pb Lead 2.33	83 Bi Bismuth 2.02	84 Po Polonium 2	85 At Astatine 2.2	86 Rn Radon
87 Fr Francium 0.7	88 Ra Radium 0.9	**	104 Rf Rutherfordium...	105 Db Dubnium	106 Sg Seaborgium	107 Bh Bohrium	108 Hs Hassium	109 Mt Meitnerium	110 Ds Darmstadtium	111 Rg Roentgenium	112 Cn Copernicium	113 Nh Nihonium	114 Fl Flerovium	115 Mc Moscovium	116 Lv Livermorium	117 Ts Tennessine	118 Og Oganesson

Figure 5.8.1: Electronegativities of the Elements. Electronegativity is used to determine the polarity of covalent bonds. The more electronegative elements are in the upper right of the table (more colored), while the less electronegative are in the lower left (less colored).

The polarity of a covalent bond can be judged by determining the *difference* of the electronegativities of the two atoms involved in the covalent bond, as summarized in the following table:

Table with two columns and four rows. The first column on the left has different values underneath in the row. The second column on the right side has the corresponding bond type for the values underneath in the rows.

Electronegativity Difference	Bond Type
0	nonpolar covalent
0–0.4	slightly polar covalent
0.4–1.9	definitely polar covalent
>1.9	likely ionic

✓ Example 5.8.1

What is the polarity of each bond?

- C–H
- O–H

Solution

Using Figure 5.8.1, we can calculate the difference of the electronegativities of the atoms involved in the bond.

- For the C–H bond, the difference in the electronegativities is $2.5 - 2.1 = 0.4$. Thus we predict that this bond will be slightly polar covalent.
- For the O–H bond, the difference in electronegativities is $3.5 - 2.1 = 1.4$, so we predict that this bond will be definitely polar covalent.

? Exercise 5.8.1

What is the polarity of each bond?

- Rb–F
- P–Cl

Answer a

likely ionic

Answer b

polar covalent

The polarity of a covalent bond can have significant influence on the properties of the substance. If the overall molecule is polar, the substance may have a higher melting point and boiling point than expected; also, it may or may not be soluble in various other substances, such as water or hexane.

It should be obvious that covalent bonds are stable because molecules exist. However, they can be broken if enough energy is supplied to a molecule. For most covalent bonds between any two given atoms, a certain amount of energy must be supplied. Although the exact amount of energy depends on the molecule, the approximate amount of energy to be supplied is similar if the atoms in the bond are the same. The approximate amount of energy needed to break a covalent bond is called the **bond energy** of the covalent bond. Table 5.8.1, lists the bond energies of some covalent bonds.

Table 5.8.1: Bond Energies of Covalent Bonds

Bond	Energy (kJ/mol)	Bond	Energy (kJ/mol)
C–C	348	N–N	163
C=C	611	N=N	418
C≡C	837	N≡N	946
C–O	351	N–H	389
C=O	799	O–O	146
C–Cl	328	O=O	498
C–H	414	O–H	463
F–F	159	S–H	339
H–Cl	431	S=O	523
H–F	569	Si–H	293
H–H	436	Si–O	368

Summary

- Covalent bonds can be nonpolar or polar, depending on the electronegativities of the atoms involved.
- Covalent bonds can be broken if energy is added to a molecule.
- The formation of covalent bonds is accompanied by energy given off.
- Covalent bond energies can be used to estimate the enthalpy changes of chemical reactions.

This page titled 5.8: Other Aspects of Covalent Bonds is shared under a CC BY-NC-SA 3.0 license and was authored, remixed, and/or curated by Theodore Chan via source content that was edited to the style and standards of the LibreTexts platform.

- 9.5: Other Aspects of Covalent Bonds by Anonymous is licensed CC BY-NC-SA 3.0. Original source: <https://2012books.lardbucket.org/books/beginning-chemistry>.

5.9: Violations of the Octet Rule

Learning Objective

- Recognize the three major types of violations of the octet rule.

As important and useful as the octet rule is in chemical bonding, there are some well-known violations. This does not mean that the octet rule is useless—quite the contrary. As with many rules, there are exceptions, or violations.

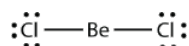
There are three violations to the octet rule. **Odd-electron molecules** are the first violation to the octet rule. Although they are few, some stable compounds have an odd number of electrons in their valence shells. With an odd number of electrons, at least one atom in the molecule will have to violate the octet rule. Examples of stable odd-electron molecules are NO, NO₂, and ClO₂. The Lewis electron dot diagram for NO is as follows:



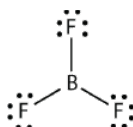
Nitrogen and oxygen share four electrons between them. Oxygen has two lone pairs while nitrogen has one full lone pair and one additional electron.

Although the O atom has an octet of electrons, the N atom has only seven electrons in its valence shell. Although NO is a stable compound, it is very chemically reactive, as are most other odd-electron compounds.

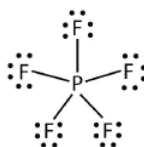
Electron-deficient molecules are the second violation to the octet rule. These stable compounds have less than eight electrons around an atom in the molecule. The most common examples are the covalent compounds of beryllium and boron. For example, beryllium can form two covalent bonds, resulting in only four electrons in its valence shell:



Boron commonly makes only three covalent bonds, resulting in only six valence electrons around the B atom. A well-known example is BF₃:



The third violation to the octet rule is found in those compounds with more than eight electrons assigned to their valence shell. These are called **expanded valence shell molecules**. Such compounds are formed only by central atoms in the third row of the periodic table or beyond that have empty *d* orbitals in their valence shells that can participate in covalent bonding. One such compound is PF₅. The only reasonable Lewis electron dot diagram for this compound has the P atom making five covalent bonds:



Formally, the P atom has 10 electrons in its valence shell.

✓ Example 5.9.1

Identify each violation to the octet rule by drawing a Lewis electron dot diagram.

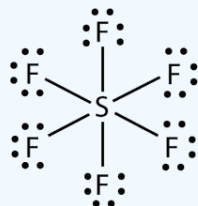
- ClO
- SF₆

Solution

- With one Cl atom and one O atom, this molecule has $6 + 7 = 13$ valence electrons, so it is an odd-electron molecule. A Lewis electron dot diagram for this molecule is as follows:



2. In SF_6 , the central S atom makes six covalent bonds to the six surrounding F atoms, so it is an expanded valence shell molecule. Its Lewis electron dot diagram is as follows:



? Exercise 5.9.1: Xenon Difluoride

Identify the violation to the octet rule in XeF_2 by drawing a Lewis electron dot diagram.

Answer

The Xe atom has an expanded valence shell with more than eight electrons around it.



Summary

There are three violations to the octet rule: odd-electron molecules, electron-deficient molecules, and expanded valence shell molecules.

This page titled [5.9: Violations of the Octet Rule](#) is shared under a [CC BY-NC-SA 3.0](#) license and was authored, remixed, and/or curated by [Theodore Chan](#) via [source content](#) that was edited to the style and standards of the LibreTexts platform.

- **9.6: Violations of the Octet Rule** by Anonymous is licensed [CC BY-NC-SA 3.0](#). Original source: <https://2012books.lardbucket.org/books/beginning-chemistry>.

5.10: Molecular Shapes

Learning Objective

- Determine the shape of simple molecules.

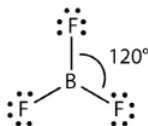
Molecules have shapes. There is an abundance of experimental evidence to that effect, from their physical properties to their chemical reactivity. Small molecules—molecules with a single central atom—have shapes that can be easily predicted. The basis of molecular shapes is called **valence shell electron pair repulsion (VSEPR)**. VSEPR says that electron pairs, being composed of negatively charged particles, repel each other to get as far away from each other as possible. VSEPR makes a distinction between *electron group geometry*, which expresses how electron groups (bonds and nonbonding electron pairs) are arranged, and *molecular geometry*, which expresses how the atoms in a molecule are arranged. However, the two geometries are related.

There are two types of **electron groups**: any type of bond—single, double, or triple—and lone electron pairs. When applying VSEPR to simple molecules, the first thing to do is to count the number of electron groups around the central atom. Remember that a multiple bond counts as only *one* electron group.

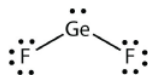
Any molecule with only two atoms is linear. A molecule whose central atom contains only two electron groups orients those two groups as far apart from each other as possible— 180° apart. When the two electron groups are 180° apart, the atoms attached to those electron groups are also 180° apart, so the overall molecular shape is linear. Examples include BeH_2 and CO_2 :



A molecule with three electron groups orients the three groups as far apart as possible. They adopt the positions of an equilateral triangle— 120° apart and in a plane. The shape of such molecules is *trigonal planar*. An example is BF_3 :



Some substances have a trigonal planar electron group distribution, but have atoms bonded to only two of the three electron groups. An example is GeF_2 :



From an electron group geometry perspective, GeF_2 has a trigonal planar shape, but its real shape is dictated by the positions of the atoms. This shape is called *bent* or *angular*.

A molecule with four electron groups about the central atom orients the four groups in the direction of a tetrahedron, as shown in Figure 5.10.1: Tetrahedral Geometry. If there are four atoms attached to these electron groups, then the molecular shape is also *tetrahedral*. Methane (CH_4) is an example.

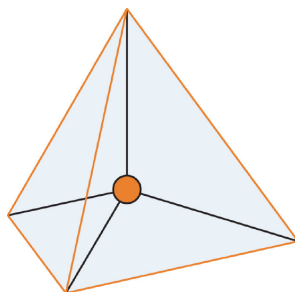
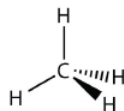



Figure 5.10.1: Tetrahedral Geometry. Four electron groups orient themselves in the shape of a tetrahedron.

This diagram of CH_4 illustrates the standard convention of displaying a three-dimensional molecule on a two-dimensional surface. The straight lines are in the plane of the page, the solid wedged line is coming out of the plane toward the reader, and the dashed wedged line is going out of the plane away from the reader.



NH_3 is an example of a molecule whose central atom has four electron groups, but only three of them are bonded to surrounding atoms.



Although the electron groups are oriented in the shape of a tetrahedron, from a molecular geometry perspective, the shape of NH_3 is *trigonal pyramidal*.

H_2O is an example of a molecule whose central atom has four electron groups, but only two of them are bonded to surrounding atoms.

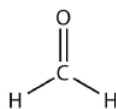


Although the electron groups are oriented in the shape of a tetrahedron, the shape of the molecule is *bent* or *angular*. A molecule with four electron groups about the central atom, but only one electron group bonded to another atom is linear because there are only two atoms in the molecule.

Double or triple bonds count as a single electron group. CH_2O has the following Lewis electron dot diagram.



The central C atom has three electron groups around it because the double bond counts as one electron group. The three electron groups repel each other to adopt a trigonal planar shape:



(The lone electron pairs on the O atom are omitted for clarity.) The molecule will not be a perfect equilateral triangle because the C–O double bond is different from the two C–H bonds, but both planar and triangular describe the appropriate approximate shape of this molecule.

✓ Example 5.10.1

What is the approximate shape of each molecule?

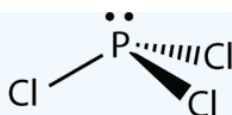
- PCl_3
- NOF

Solution

The first step is to draw the Lewis electron dot diagram of the molecule.

a:

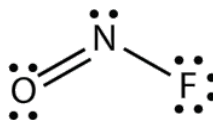
For PCl_3 , the electron dot diagram is as follows:



The lone electron pairs on the Cl atoms are omitted for clarity. The P atom has four electron groups with three of them bonded to surrounding atoms, so the molecular shape is trigonal pyramidal.

b:

The electron dot diagram for NOF is as follows:



The N atom has three electron groups on it, two of which are bonded to other atoms. The molecular shape is bent.

? Exercise 5.10.1

What is the approximate molecular shape of CH_2Cl_2 ?

Answer

Tetrahedral

Table 5.10.1 summarizes the shapes of molecules based on their number of electron groups and surrounding atoms.

Table 5.10.1: Summary of Molecular Shapes

Number of Electron Groups on Central Atom	Number of Surrounding Atoms	Molecular Shape
any	1	linear
2	2	linear
3	3	trigonal planar
3	2	bent
4	4	tetrahedral
4	3	trigonal pyramidal
4	2	bent

Summary

The approximate shape of a molecule can be predicted from the number of electron groups and the number of surrounding atoms.

This page titled [5.10: Molecular Shapes](#) is shared under a [CC BY-NC-SA 3.0](#) license and was authored, remixed, and/or curated by [Theodore Chan](#) via [source content](#) that was edited to the style and standards of the LibreTexts platform.

- **9.7: Molecular Shapes** by Anonymous is licensed [CC BY-NC-SA 3.0](#). Original source: <https://2012books.lardbucket.org/books/beginning-chemistry/>.

5.11: Acids

Learning Objectives

- Define *acid*.
- Name a simple acid.

There is one other group of compounds that is important to us—acids—and these compounds have interesting chemical properties. Initially, we will define an acid as an ionic compound of the H^+ cation dissolved in water. To indicate that something is dissolved in water, we will use the phase label (aq) next to a chemical formula (where aq stands for "aqueous," a word that describes something dissolved in water). If the formula does not have this label, then the compound is treated as a molecular compound rather than an acid.

Acids have their own nomenclature system. If an acid is composed of only hydrogen and one other element, the name is *hydro-* + the stem of the other element + *-ic acid*. For example, the compound HCl(aq) is hydrochloric acid, while $\text{H}_2\text{S(aq)}$ is hydrosulfuric acid. If these acids were not dissolved in water, the compounds would be called hydrogen chloride and hydrogen sulfide, respectively. Both of these substances are well known as molecular compounds; when dissolved in water, however, they are treated as acids.

If a compound is composed of hydrogen ions and a polyatomic anion, then the name of the acid is derived from the stem of the polyatomic ion's name. Typically, if the anion name ends in *-ate*, the name of the acid is the stem of the anion name plus *-ic acid*; if the related anion's name ends in *-ite*, the name of the corresponding acid is the stem of the anion name plus *-ous acid*. Table 5.11.1 lists the formulas and names of a variety of acids that you should be familiar with. You should recognize most of the anions in the formulas of the acids.

Table 5.11.1 Names and Formulas of Acids

Formula	Name
$\text{HC}_2\text{H}_3\text{O}_2$	acetic acid
HClO_3	chloric acid
HCl	hydrochloric acid
HBr	hydrobromic acid
HI	hydriodic acid
HF	hydrofluoric acid
HNO_3	nitric acid
$\text{H}_2\text{C}_2\text{O}_4$	oxalic acid
HClO_4	perchloric acid
H_3PO_4	phosphoric acid
H_2SO_4	sulfuric acid
H_2SO_3	sulfurous acid

Note: The "aq" label is omitted for clarity.

✓ Example 5.11.1

Name each acid without consulting Table 3.9.

1. HBr
2. H_2SO_4

Solution

1. As a binary acid, the acid's name is *hydro-* + stem name + *-ic acid*. Because this acid contains a bromine atom, the name is hydrobromic acid.
2. Because this acid is derived from the sulfate ion, the name of the acid is the stem of the anion name + *-ic acid*. The name of this acid is sulfuric acid.

? Exercise 5.11.1

Name each acid.

- a. HF
- b. HNO_2

Answer a

hydrofluoric acid

Answer b

nitrous acid

All acids have some similar properties. For example, acids have a sour taste; in fact, the sour taste of some of our foods, such as citrus fruits and vinegar, is caused by the presence of acids in food. Many acids react with some metallic elements to form metal ions and elemental hydrogen. Acids make certain plant pigments change colors; indeed, the ripening of some fruits and vegetables is caused by the formation or destruction of excess acid in the plant. In Chapter 12, we will explore the chemical behavior of acids.

Acids are very prevalent in the world around us. We have already mentioned that citrus fruits contain acid; among other compounds, they contain citric acid, $\text{H}_3\text{C}_6\text{H}_5\text{O}_7(\text{aq})$. Oxalic acid, $\text{H}_2\text{C}_2\text{O}_4(\text{aq})$, is found in spinach and other green leafy vegetables. Hydrochloric acid not only is found in the stomach (stomach acid), but also can be bought in hardware stores as a cleaner for concrete and masonry. Phosphoric acid is an ingredient in some soft drinks.

Key Takeaways

- An acid is a compound of the H^+ ion dissolved in water.
- Acids have their own naming system.
- Acids have certain chemical properties that distinguish them from other compounds.

This page titled 5.11: Acids is shared under a CC BY-NC-SA 3.0 license and was authored, remixed, and/or curated by Theodore Chan via source content that was edited to the style and standards of the LibreTexts platform.

- 3.6: Acids by Anonymous is licensed CC BY-NC-SA 3.0. Original source: <https://2012books.lardbucket.org/books/beginning-chemistry>.

5.E: Chemical Bonds (Exercises)

5.1: Introduction

5.2: Lewis Electron Dot Diagrams

1. Explain why the first two dots in a Lewis electron dot diagram are drawn on the same side of the atomic symbol.
2. Is it necessary for the first dot around an atomic symbol to go on a particular side of the atomic symbol?
3. What column of the periodic table has Lewis electron dot diagrams with two electrons?
4. What column of the periodic table has Lewis electron dot diagrams that have six electrons in them?
5. Draw the Lewis electron dot diagram for each element.
 - a. strontium
 - b. silicon
6. Draw the Lewis electron dot diagram for each element.
 - a. krypton
 - b. sulfur
7. Draw the Lewis electron dot diagram for each element.
 - a. titanium
 - b. phosphorus
8. Draw the Lewis electron dot diagram for each element.
 - a. bromine
 - b. gallium
9. Draw the Lewis electron dot diagram for each ion.
 - a. Mg^{2+}
 - b. S^{2-}
10. Draw the Lewis electron dot diagram for each ion.
 - a. In^+
 - b. Br^-
11. Draw the Lewis electron dot diagram for each ion.
 - a. Fe^{2+}
 - b. N^{3-}
12. Draw the Lewis electron dot diagram for each ion.
 - a. H^+
 - b. H^-

Answers

1. The first two electrons in a valence shell are s electrons, which are paired.
- 2.
3. the second column of the periodic table
- 4.

Sr:

5. a.

•Si•

- b.

- 6.

Ti:

7. a.



b.

8.

9. a. Mg^{2+}



b.

10.

11. a. Fe^{2+}



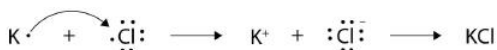
b.

5.3: Electron Transfer - Ionic Bonds

1. Comment on the possible formation of the K^{2+} ion. Why is its formation unlikely?
2. Comment on the possible formation of the Cl^{2-} ion. Why is its formation unlikely?
3. How many electrons does a Ba atom have to lose to have a complete octet in its valence shell?
4. How many electrons does a Pb atom have to lose to have a complete octet in its valence shell?
5. How many electrons does an Se atom have to gain to have a complete octet in its valence shell?
6. How many electrons does an N atom have to gain to have a complete octet in its valence shell?
7. With arrows, illustrate the transfer of electrons to form potassium chloride from K atoms and Cl atoms.
8. With arrows, illustrate the transfer of electrons to form magnesium sulfide from Mg atoms and S atoms.
9. With arrows, illustrate the transfer of electrons to form scandium fluoride from Sc atoms and F atoms.
10. With arrows, illustrate the transfer of electrons to form rubidium phosphide from Rb atoms and P atoms.
11. Which ionic compound has the higher lattice energy—KI or MgO? Why?
12. Which ionic compound has the higher lattice energy—KI or LiF? Why?
13. Which ionic compound has the higher lattice energy—BaS or MgO? Why?

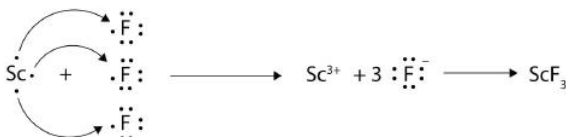
Answers

1. The K^{2+} ion is unlikely to form because the K^+ ion already satisfies the octet rule and is rather stable.
- 2.
3. two
- 4.
5. two
- 6.



7.

8.



9.

10.

11. MgO because the ions have a higher magnitude charge


- 12.
13. MgO because the ions are smaller

5.4: Covalent Bonds

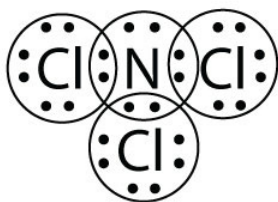
1. How many electrons will be in the valence shell of H atoms when it makes a covalent bond?
2. How many electrons will be in the valence shell of non-H atoms when they make covalent bonds?
3. What is the Lewis electron dot diagram of I_2 ? Circle the electrons around each atom to verify that each valence shell is filled.
4. What is the Lewis electron dot diagram of H_2S ? Circle the electrons around each atom to verify that each valence shell is filled.
5. What is the Lewis electron dot diagram of NCl_3 ? Circle the electrons around each atom to verify that each valence shell is filled.
6. What is the Lewis electron dot diagram of SiF_4 ? Circle the electrons around each atom to verify that each valence shell is filled.
7. Draw the Lewis electron dot diagram for each substance.
 - a. SF_2
 - b. BH_4^-
8. Draw the Lewis electron dot diagram for each substance.
 - a. PI_3
 - b. OH^-
9. Draw the Lewis electron dot diagram for each substance.
 - a. GeH_4
 - b. ClF
10. Draw the Lewis electron dot diagram for each substance.
 - a. AsF_3
 - b. NH_4^+
11. Draw the Lewis electron dot diagram for each substance. Double or triple bonds may be needed.
 - a. SiO_2
 - b. C_2H_4 (assume two central atoms)
12. Draw the Lewis electron dot diagram for each substance. Double or triple bonds may be needed.
 - a. CN^-
 - b. C_2Cl_2 (assume two central atoms)
13. Draw the Lewis electron dot diagram for each substance. Double or triple bonds may be needed.
 - a. CS_2
 - b. NH_2CONH_2 (assume that the N and C atoms are the central atoms)
14. Draw the Lewis electron dot diagram for each substance. Double or triple bonds may be needed.
 - a. $POCl$
 - b. $HCOOH$ (assume that the C atom and one O atom are the central atoms)

Answers


1. two
- 2.



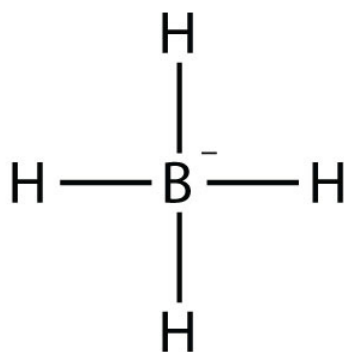
- 3.
- 4.



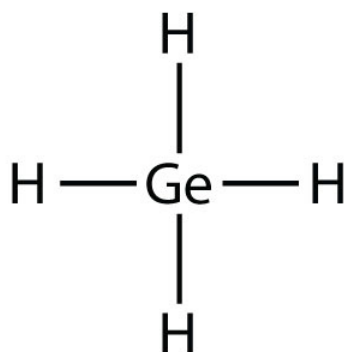
5.
6.



7. a.



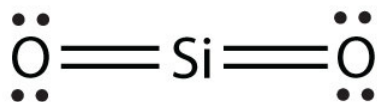
b.
8.



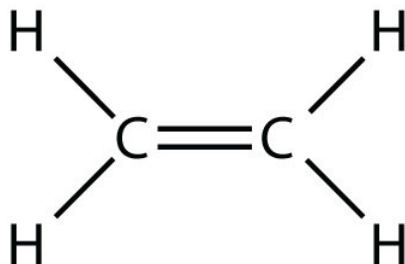
9. a.



b.
10.

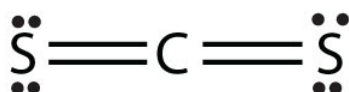


11. a.

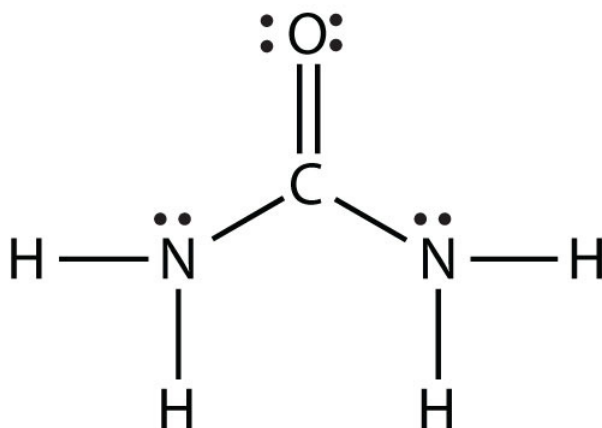


b.

12.



13. a.



b.

5.5: Other Aspects of Covalent Bonds

1. Give an example of a nonpolar covalent bond. How do you know it is nonpolar?
2. Give an example of a polar covalent bond. How do you know it is polar?
3. How do you know which side of a polar bond has the partial negative charge? Identify the negatively charged side of each polar bond.
 - a. H-Cl
 - b. H-S
4. How do you know which side of a polar bond has the partial positive charge? Identify the positively charged side of each polar bond.
 - a. H-Cl
 - b. N-F
5. Label the bond between the given atoms as nonpolar covalent, polar covalent, or likely ionic.
 - a. F and F

- b. C and F
 - c. K and F
6. Label the bond between the given atoms as nonpolar covalent, slightly polar covalent, definitely polar covalent, or ionic.
- a. S and Cl
 - b. P and O
 - c. Cs and O
7. Which covalent bond is stronger—a C–C bond or a C–H bond?
8. Which covalent bond is stronger—an O–O double bond or an N–N double bond?
9. Estimate the enthalpy change for this reaction: $\text{N}_2 + 3\text{H}_2 \rightarrow 2\text{NH}_3$. Start by drawing the Lewis electron dot diagrams for each substance.
10. Estimate the enthalpy change for this reaction. Start by drawing the Lewis electron dot diagrams for each substance: $\text{HN}=\text{NH} + 2\text{H}_2 \rightarrow 2\text{NH}_3$
11. Estimate the enthalpy change for this reaction. Start by drawing the Lewis electron dot diagrams for each substance: $\text{CH}_4 + 2\text{O}_2 \rightarrow \text{CO}_2 + 2\text{H}_2\text{O}$
12. Estimate the enthalpy change for this reaction. Start by drawing the Lewis electron dot diagrams for each substance: $4\text{NH}_3 + 3\text{O}_2 \rightarrow 2\text{N}_2 + 6\text{H}_2\text{O}$

Answers

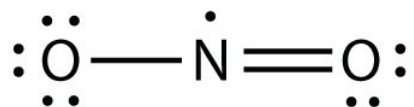
- 1. H–H; it is nonpolar because the two atoms have the same electronegativities (answers will vary).
- 2.
- 3. a. Cl side
b. S side
- 4.
- 5. a. nonpolar covalent
b. polar covalent
c. ionic
- 6.
- 7. C–H bond
- 8.
- 9. –80 kJ
- 10.
- 11. –798 kJ

5.6: Violations of the Octet Rule

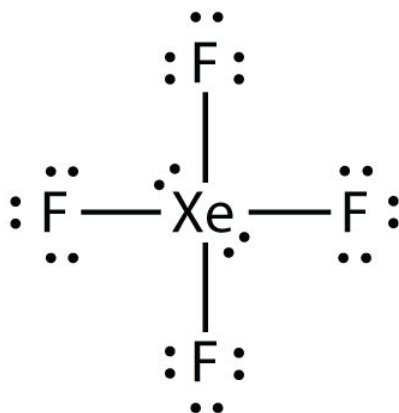
- 1. Why can an odd-electron molecule not satisfy the octet rule?
- 2. Why can an atom in the second row of the periodic table not form expanded valence shell molecules?
- 3. Draw an acceptable Lewis electron dot diagram for these molecules that violate the octet rule.
 - a. NO_2
 - b. XeF_4
- 4. Draw an acceptable Lewis electron dot diagram for these molecules that violate the octet rule.
 - a. BCl_3
 - b. ClO_2
- 5. Draw an acceptable Lewis electron dot diagram for these molecules that violate the octet rule.
 - a. POF_3
 - b. ClF_3
- 6. Draw an acceptable Lewis electron dot diagram for these molecules that violate the octet rule.
 - a. SF_4
 - b. BeH_2

Answers

1. There is no way all electrons can be paired if there are an odd number of them.
- 2.

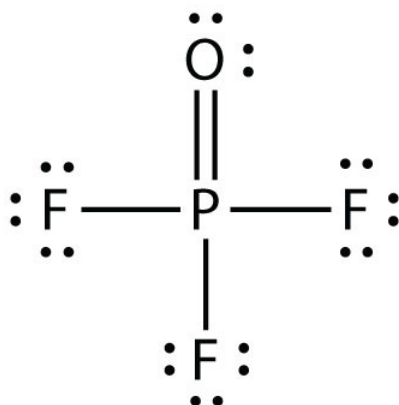


3. a.

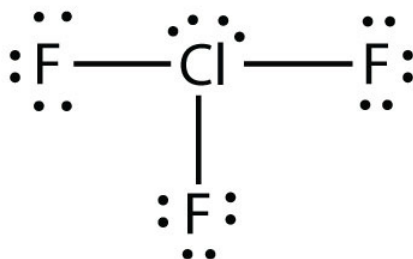


- b.

4.



5. a.



- b.

5.7: Molecular Shapes

1. What is the basic premise behind VSEPR?
2. What is the difference between the electron group geometry and the molecular geometry?
3. Identify the molecular geometry of each molecule.

- a. H_2S
- b. POCl_3
4. Identify the electron group geometry and the molecular geometry of each molecule.
 - a. CS_2
 - b. H_2S
5. Identify the molecular geometry of each molecule.
 - a. HCN
 - b. CCl_4
6. Identify the electron group geometry and the molecular geometry of each molecule.
 - a. BI_3
 - b. PH_3
7. What is the molecular geometry of each species?
 - a. CN^-
 - b. PO_4^{3-}
8. What is the geometry of each species?
 - a. PO_3^{3-}
 - b. NO_3^-
9. What is the geometry of each species?
 - a. COF_2
 - b. C_2Cl_2 (both C atoms are central atoms and are bonded to each other)
10. What is the geometry of each species?
 - a. CO_3^{2-}
 - b. N_2H_4 (both N atoms are central atoms and are bonded to each other)

Answers

1. Electron pairs repel each other.
- 2.
3.
 - a. molecular geometry: bent
 - b. molecular geometry: tetrahedral
- 4.
5.
 - a. molecular geometry: linear
 - b. molecular geometry: tetrahedral
- 6.
7.
 - a. linear
 - b. tetrahedral
- 8.
9.
 - a. trigonal planar
 - b. linear and linear about each central atom

5.8 Additional Exercises

1. Explain why iron and copper have the same Lewis electron dot diagram when they have different numbers of electrons.
2. Name two ions with the same Lewis electron dot diagram as the Cl^- ion.
3. Based on the known trends, what ionic compound from the first column of the periodic table and the next-to-last column of the periodic table should have the highest lattice energy?
4. Based on the known trends, what ionic compound from the first column of the periodic table and the next-to-last column of the periodic table should have the lowest lattice energy?
5. P_2 is not a stable form of phosphorus, but if it were, what would be its likely Lewis electron dot diagram?


6. Se_2 is not a stable form of selenium, but if it were, what would be its likely Lewis electron dot diagram?
7. What are the Lewis electron dot diagrams of SO_2 , SO_3 , and SO_4^{2-} ?
8. What are the Lewis electron dot diagrams of PO_3^{3-} and PO_4^{3-} ?
9. Which bond do you expect to be more polar—an O–H bond or an N–H bond?
10. Which bond do you expect to be more polar—an O–F bond or an S–O bond?
11. Use bond energies to estimate the energy change of this reaction.

$$\text{C}_3\text{H}_8 + 5\text{O}_2 \rightarrow 3\text{CO}_2 + 4\text{H}_2\text{O}$$
12. Use bond energies to estimate the energy change of this reaction.

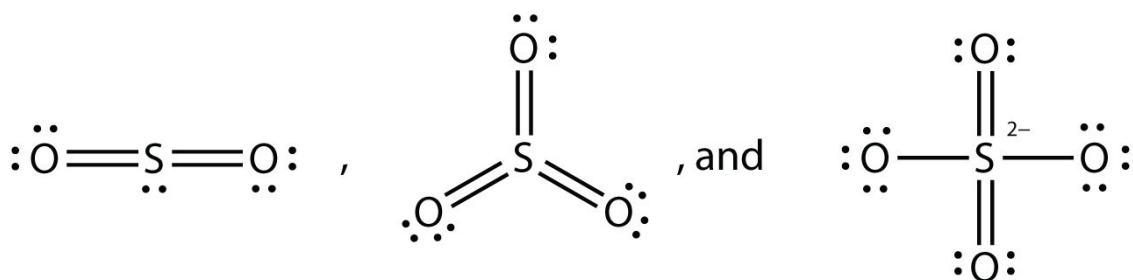
$$\text{N}_2\text{H}_4 + \text{O}_2 \rightarrow \text{N}_2 + 2\text{H}_2\text{O}$$
13. Ethylene (C_2H_4) has two central atoms. Determine the geometry around each central atom and the shape of the overall molecule.
14. Hydrogen peroxide (H_2O_2) has two central atoms. Determine the geometry around each central atom and the shape of the overall molecule.

Answers

1. Iron has d electrons that typically are not shown on Lewis electron dot diagrams.
- 2.
3. LiF
- 4.
5. It would be like N_2 :



6.



- 7.
- 8.
9. an O–H bond
- 10.
11. $-2,000 \text{ kJ}$
- 12.
13. trigonal planar about both central C atoms

This page titled [5.E: Chemical Bonds \(Exercises\)](#) is shared under a [CC BY-NC-SA 3.0](#) license and was authored, remixed, and/or curated by [Theodore Chan](#) via [source content](#) that was edited to the style and standards of the LibreTexts platform.

CHAPTER OVERVIEW

6: Chemical Reactions and Equations

Chemistry is largely about chemical changes. Indeed, if there were no chemical changes, chemistry as such would not exist! Chemical changes are a fundamental part of chemistry. Because chemical changes are so central, it may be no surprise that chemistry has developed some special ways of presenting them.

[6.1: Prelude to Chemical Reactions](#)

[6.2: The Chemical Equation](#)

[6.3: Types of Chemical Reactions - Single and Double Replacement Reactions](#)

[6.4: Composition, Decomposition, and Combustion Reactions](#)

[6.E: Chemical Reactions and Equations \(Exercises\)](#)

This page titled [6: Chemical Reactions and Equations](#) is shared under a [CC BY-NC-SA 3.0](#) license and was authored, remixed, and/or curated by [Theodore Chan](#) via [source content](#) that was edited to the style and standards of the LibreTexts platform.

6.1: Prelude to Chemical Reactions

The space shuttle—and any other rocket-based system—uses chemical reactions to propel itself into space and maneuver itself when it gets into orbit. The rockets that lift the orbiter are of two different types. The three main engines are powered by reacting liquid hydrogen with liquid oxygen to generate water. Then there are the two solid rocket boosters, which use a solid fuel mixture that contains mainly ammonium perchlorate and powdered aluminum. The chemical reaction between these substances produces aluminum oxide, water, nitrogen gas, and hydrogen chloride. Although the solid rocket boosters each have a significantly lower mass than the liquid oxygen and liquid hydrogen tanks, they provide over 80% of the lift needed to put the shuttle into orbit—all because of chemical reactions.



Figure 6.1.1 The Space Shuttle. (Public Domain; NASA).

This page titled [6.1: Prelude to Chemical Reactions](#) is shared under a [CC BY-NC-SA 3.0](#) license and was authored, remixed, and/or curated by [Theodore Chan](#) via [source content](#) that was edited to the style and standards of the LibreTexts platform.

- [4.1: Prelude to Chemical Reactions](#) by Anonymous is licensed [CC BY-NC-SA 3.0](#). Original source: <https://2012books.lardbucket.org/books/beginning-chemistry>.

6.2: The Chemical Equation

Learning Objectives

- Define *chemical equation*.
- Identify the parts of a chemical equation.

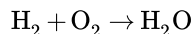
A chemical reaction expresses a chemical change. For example, one chemical property of hydrogen is that it will react with oxygen to make water. We can write that as follows:

hydrogen reacts with oxygen to make water

We can represent this chemical change more succinctly as:

hydrogen + oxygen \rightarrow water

where the + sign means that the two substances interact chemically with each other and the \rightarrow symbol implies that a chemical reaction takes place. But substances can also be represented by chemical formulas. Remembering that hydrogen and oxygen both exist as diatomic molecules, we can rewrite our chemical change as:

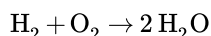


This is an example of a chemical equation, which is a concise way of representing a **chemical reaction**. The initial substances are called **reactants** and the final substances are called **products**.

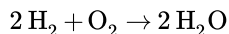
Unfortunately, it is also an *incomplete* chemical equation. The law of conservation of matter says that matter cannot be created or destroyed. In chemical equations, the number of atoms of each element in the reactants must be the same as the number of atoms of each element in the products. If we count the number of hydrogen atoms in the reactants and products, we find two hydrogen atoms. But if we count the number of oxygen atoms in the reactants and products, we find that there are two oxygen atoms in the reactants, but only one oxygen atom in the products.

What can we do? Can we change the subscripts in the formula for water so that it has two oxygen atoms in it? No—you *cannot* change the formulas of individual substances, because the chemical formula for a given substance is characteristic of that substance. What you *can* do, however, is to change the number of molecules that react or are produced. We do this one element at a time, going from one side of the reaction to the other, changing the number of molecules of a substance until all elements have the same number of atoms on each side.

To accommodate the two oxygen atoms as reactants, let us assume that we have two water molecules as products:



The 2 in front of the formula for water is called a **coefficient**. Now there are the same number of oxygen atoms in the reactants as there are in the product. But in satisfying the need for the same number of oxygen atoms on both sides of the reaction, we have also changed the number of hydrogen atoms on the product side, so the number of hydrogen atoms is no longer equal. No problem, simply go back to the reactant side of the equation, and add a coefficient in front of the H_2 . The coefficient that works is 2:



There are now four hydrogen atoms in the reactants and also four atoms of hydrogen in the product. There are two oxygen atoms in the reactants and two atoms of oxygen in the product. The law of conservation of matter has been satisfied. When the reactants and products of a chemical equation have the same number of atoms of all elements present, we say that an equation is **balanced**. All proper chemical equations are balanced. If a substance does not have a coefficient written in front of it, it is assumed to be 1. Also, the convention is to use all whole numbers when balancing chemical equations. This sometimes makes us do a bit more "back and forth" work when balancing a chemical equation.

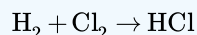
✓ Example 6.2.1

Write and balance the chemical equation for each given chemical reaction.

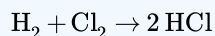
1. Hydrogen and chlorine react to make HCl
2. Ethane, C_2H_6 , reacts with oxygen to make carbon dioxide and water.

Solution

1. Let us start by simply writing a chemical equation in terms of the formulas of the substances, remembering that both elemental hydrogen and chlorine are diatomic:

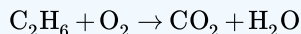


There are two hydrogen atoms and two chlorine atoms in the reactants and one of each atom in the product. We can fix this by including the coefficient 2 on the product side:

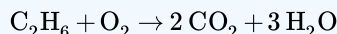


Now there are two hydrogen atoms and two chlorine atoms on both sides of the chemical equation, so it is balanced.

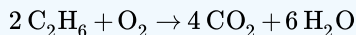
2. Start by writing the chemical equation in terms of the substances involved:



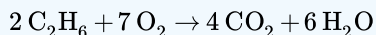
We have two carbon atoms on the left, so we need two carbon dioxide molecules on the product side, so that each side has two carbon atoms; that element is balanced. We have six hydrogen atoms in the reactants, so we need six hydrogen atoms in the products. We can get this by having three water molecules:



Now we have seven oxygen atoms in the products (four from the CO_2 and three from the H_2O). This means we need seven oxygen atoms in the reactants. However, because oxygen is a diatomic molecule, we can only get an even number of oxygen atoms at a time. We can achieve this by multiplying the other coefficients by 2:



By multiplying everything else by 2, we do not unbalance the other elements, and we now get an even number of oxygen atoms in the product—14. We can get 14 oxygen atoms on the reactant side by having 7 oxygen molecules:

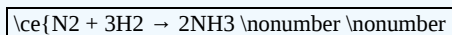


As a check, recount everything to determine that each side has the same number of atoms of each element. This chemical equation is now balanced.

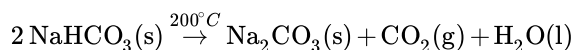
? Exercise 6.2.1

Write and balance the chemical equation that represents nitrogen and hydrogen reacting to produce ammonia, NH_3 .

Answer



Many chemical equations also include phase labels for the substances: (s) for solid, (l) for liquid, (g) for gas, and (aq) for aqueous (i.e., dissolved in water). Special conditions, such as temperature, may also be listed above the arrow. For example,



Key Takeaways

- A chemical equation is a concise description of a chemical reaction.
- Proper chemical equations are balanced.

This page titled [6.2: The Chemical Equation](#) is shared under a [CC BY-NC-SA 3.0](#) license and was authored, remixed, and/or curated by [Theodore Chan](#) via [source content](#) that was edited to the style and standards of the LibreTexts platform.

- [4.2: The Chemical Equation](#) by Anonymous is licensed [CC BY-NC-SA 3.0](#). Original source: <https://2012books.lardbucket.org/books/beginning-chemistry>.

- Recognize chemical reactions as single-replacement reactions and double-replacement reactions.
- Use the periodic table, an activity series, or solubility rules to predict whether single-replacement reactions or double-replacement reactions will occur.

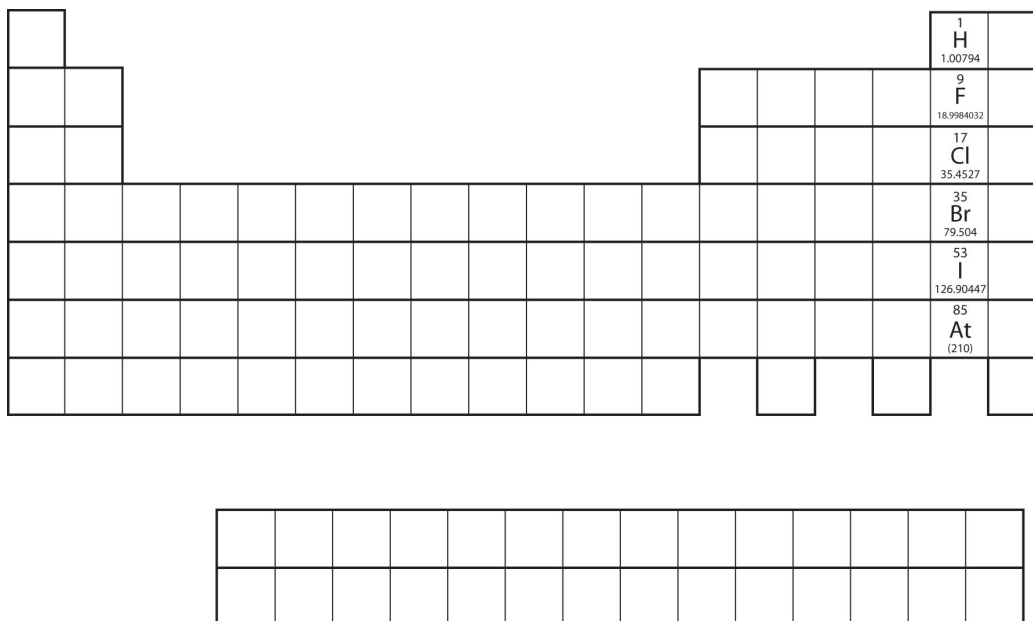


Figure [Math Processing Error]: Halogens on the Periodic Table. The halogens are the elements in the next-to-last column on the periodic table.

✓ Example *[Math Processing Error]*

Will a single-replacement reaction occur? If so, identify the products.

- $\text{MgCl}_2 + \text{I}_2 \rightarrow ?$
- $\text{CaBr}_2 + \text{F}_2 \rightarrow ?$

Solution

- Because iodine is below chlorine on the periodic table, a single-replacement reaction will not occur.
- Because fluorine is above bromine on the periodic table, a single-replacement reaction will occur, and the products of the reaction will be CaF_2 and Br_2 .

? Exercise *[Math Processing Error]*

Will a single-replacement reaction occur? If so, identify the products.

[Math Processing Error]

Answer

Yes; FeCl_2 and I_2

Chemical reactivity trends are easy to predict when replacing anions in simple ionic compounds—simply use their relative positions on the periodic table. However, when replacing the cations, the trends are not as straightforward. This is partly because there are so many elements that can form cations; an element in one column on the periodic table may replace another element nearby, or it may not. A list called the **activity series** does the same thing the periodic table does for halogens: it lists the elements that will replace elements below them in single-replacement reactions. A simple activity series is shown below.

? Activity Series for Cation Replacement in Single-Replacement Reactions

- Li
- K
- Ba
- Sr
- Ca
- Na
- Mg
- Al
- Mn
- Zn
- Cr
- Fe
- Ni
- Sn
- Pb
- H_2
- Cu
- Hg
- Ag
- Pd
- Pt
- Au

Using the activity series is similar to using the positions of the halogens on the periodic table. An element on top will replace an element below it in compounds undergoing a single-replacement reaction. Elements will not replace elements above them in compounds.

✓ Example *[Math Processing Error]*

Use the activity series to predict the products, if any, of each equation.

1. $\text{FeCl}_2 + \text{Zn} \rightarrow ?$
2. $\text{HNO}_3 + \text{Au} \rightarrow ?$

Solution

1. Because zinc is above iron in the activity series, it will replace iron in the compound. The products of this single-replacement reaction are ZnCl_2 and Fe.
2. Gold is below hydrogen in the activity series. As such, it will not replace hydrogen in a compound with the nitrate ion. No reaction is predicted.

? Exercise *[Math Processing Error]*

Use the activity series to predict the products, if any, of this equation.

[Math Processing Error]

Answer

$\text{Mg}_3(\text{PO}_4)_2$ and Al

A **double-replacement reaction** occurs when parts of two ionic compounds are exchanged, making two new compounds. A characteristic of a double-replacement equation is that there are two compounds as reactants and two different compounds as products. An example is

[Math Processing Error]

There are two equivalent ways of considering a double-replacement equation: either the cations are swapped, or the anions are swapped. (You cannot swap both; you would end up with the same substances you started with.) Either perspective should allow you to predict the proper products, as long as you pair a cation with an anion, and not a cation with a cation or an anion with an anion.

✓ Example *[Math Processing Error]*

Predict the products of this double-replacement equation:

[Math Processing Error]

Solution

Thinking about the reaction as either switching the cations or switching the anions, we would expect the products to be BaSO_4 and NaCl .

? Exercise *[Math Processing Error]*

Predict the products of this double-replacement equation:

[Math Processing Error]

Answer

KNO_3 and AgBr

Predicting whether a double-replacement reaction occurs is somewhat more difficult than predicting a single-replacement reaction. However, there is one type of double-replacement reaction that we can predict: the precipitation reaction. A **precipitation reaction** occurs when two ionic compounds are dissolved in water and form a new ionic compound that does not dissolve; this new compound falls out of solution as a solid **precipitate**. The formation of a solid precipitate is the driving force that makes the reaction proceed.

To judge whether double-replacement reactions will occur, we need to know what kinds of ionic compounds form precipitates. For this, we use **solubility rules**, which are general statements that predict which ionic compounds dissolve (are soluble) and which do not (are not soluble, or insoluble). Table [Math Processing Error] lists some general solubility rules. We need to consider each ionic compound (both the reactants and the possible products) in light of the solubility rules. If a compound is soluble, we use the (aq) label with it, indicating that it dissolves. If a compound is not soluble, we use the (s) label with it and assume that it will precipitate out of solution. If everything is soluble, then no reaction will be expected.

Table [Math Processing Error]: Some Useful Solubility Rules (soluble)

These compounds generally dissolve in water (are soluble):	Exceptions:
All compounds of Li^+ , Na^+ , K^+ , Rb^+ , Cs^+ , and NH_4^+	None
All compounds of NO_3^- and $\text{C}_2\text{H}_3\text{O}_2^-$	None
Compounds of Cl^- , Br^- , I^-	Ag^+ , Hg_2^{2+} , Pb^{2+}
Compounds of SO_4^{2-}	Hg_2^{2+} , Pb^{2+} , Sr^{2+} , Ba^{2+}

Table [Math Processing Error]: Some Useful Solubility Rules (insoluble)

These compounds generally do not dissolve in water (are insoluble):	Exceptions:
Compounds of CO_3^{2-} and PO_4^{3-}	Compounds of Li^+ , Na^+ , K^+ , Rb^+ , Cs^+ , and NH_4^+
Compounds of OH^-	Compounds of Li^+ , Na^+ , K^+ , Rb^+ , Cs^+ , NH_4^+ , Sr^{2+} , and Ba^{2+}

For example, consider the possible double-replacement reaction between Na_2SO_4 and SrCl_2 . The solubility rules say that all ionic sodium compounds are soluble and all ionic chloride compounds are soluble, except for Ag^+ , Hg_2^{2+} , and Pb^{2+} , which are not being considered here. Therefore, Na_2SO_4 and SrCl_2 are both soluble. The possible double-replacement reaction products are NaCl and SrSO_4 . Are these soluble? NaCl is (by the same rule we just quoted), but what about SrSO_4 ? Compounds of the sulfate ion are generally soluble, but Sr^{2+} is an exception: we expect it to be insoluble—a precipitate. Therefore, we expect a reaction to occur, and the balanced chemical equation would be:

[Math Processing Error]

You would expect to see a visual change corresponding to SrSO_4 precipitating out of solution (Figure [Math Processing Error]).



Figure [Math Processing Error]: Double-Replacement Reactions. Some double-replacement reactions are obvious because you can see a solid precipitate coming out of solution. Source: Photo courtesy of Choij, http://commons.wikimedia.org/wiki/File:Copper_solution.jpg(opens in new window).

✓ Example *[Math Processing Error]*

Will a double-replacement reaction occur? If so, identify the products.

1. $\text{Ca}(\text{NO}_3)_2 + \text{KBr} \rightarrow ?$
2. $\text{NaOH} + \text{FeCl}_2 \rightarrow ?$

Solution

1. According to the solubility rules, both $\text{Ca}(\text{NO}_3)_2$ and KBr are soluble. Now we consider what the double-replacement products would be by switching the cations (or the anions)—namely, CaBr_2 and KNO_3 . However, the solubility rules predict that these two substances would also be soluble, so no precipitate would form. Thus, we predict no reaction in this case.
2. According to the solubility rules, both NaOH and FeCl_2 are expected to be soluble. If we assume that a double-replacement reaction may occur, we need to consider the possible products, which would be NaCl and $\text{Fe}(\text{OH})_2$. NaCl is soluble, but, according to the solubility rules, $\text{Fe}(\text{OH})_2$ is not. Therefore, a reaction would occur, and $\text{Fe}(\text{OH})_2(\text{s})$ would precipitate out of solution. The balanced chemical equation is *[Math Processing Error]*

? Exercise *[Math Processing Error]*

[Math Processing Error]

Answer

No reaction; all possible products are soluble.

Key Takeaways

- A single-replacement reaction replaces one element for another in a compound.
- The periodic table or an activity series can help predict whether single-replacement reactions occur.
- A double-replacement reaction exchanges the cations (or the anions) of two ionic compounds.
- A precipitation reaction is a double-replacement reaction in which one product is a solid precipitate.
- Solubility rules are used to predict whether some double-replacement reactions will occur.

This page titled [6.3: Types of Chemical Reactions - Single and Double Replacement Reactions](#) is shared under a [CC BY-NC-SA 3.0](#) license and was authored, remixed, and/or curated by [Theodore Chan](#) via [source content](#) that was edited to the style and standards of the LibreTexts platform.

- [4.3: Types of Chemical Reactions - Single and Double Replacement Reactions](#) by Anonymous is licensed [CC BY-NC-SA 3.0](#). Original source: <https://2012books.lardbucket.org/books/beginning-chemistry>.

6.4: Composition, Decomposition, and Combustion Reactions

Learning Objectives

- Recognize composition, decomposition, and combustion reactions.
- Predict the products of a combustion reaction.

Three classifications of chemical reactions will be reviewed in this section. Predicting the products in some of them may be difficult, but the reactions are still easy to recognize.

A **composition reaction** (sometimes also called a *combination reaction* or a *synthesis reaction*) produces a single substance from multiple reactants. A single substance as a product is the key characteristic of the composition reaction. There may be a coefficient other than one for the substance, but if the reaction has only a single substance as a product, it can be called a composition reaction. In the reaction

[Math Processing Error]

water is produced from hydrogen and oxygen. Although there are two molecules of water being produced, there is only one substance—water—as a product. So this is a composition reaction.

A **decomposition reaction** starts from a single substance and produces more than one substance; that is, it decomposes. The key characteristics of a decomposition reaction are: one substance as a reactant and more than one substance as the products. For example, in the decomposition of sodium hydrogen carbonate (also known as sodium bicarbonate):

[Math Processing Error]

sodium carbonate, carbon dioxide, and water are produced from the single substance sodium hydrogen carbonate.

Composition and decomposition reactions are difficult to predict; however, they should be easy to recognize.

✓ Example [Math Processing Error]: Identifying Reactions

Identify each equation as a composition reaction, a decomposition reaction, or neither.

- a. [Math Processing Error]
- b. [Math Processing Error]
- c. [Math Processing Error]

Solution

- a. In this equation, two substances combine to make a single substance. This is a composition reaction.
- b. Two different substances react to make two new substances. This does not fit the definition of either a composition reaction or a decomposition reaction, so it is neither. In fact, you may recognize this as a double-replacement reaction.
- c. A single substance reacts to make multiple substances. This is a decomposition reaction.

? Exercise [Math Processing Error]

Identify the equation as a composition reaction, a decomposition reaction, or neither.

[Math Processing Error]

Answer

decomposition

A **combustion reaction** occurs when a reactant combines with oxygen, many times from the atmosphere, to produce oxides of all other elements as products; any nitrogen in the reactant is converted to elemental nitrogen, N_2 . Many reactants, called *fuels*, contain mostly carbon and hydrogen atoms, reacting with oxygen to produce CO_2 and H_2O . For example, the balanced chemical equation for the combustion of methane, CH_4 , is as follows:

[Math Processing Error]

Kerosene can be approximated with the formula $[Math Processing Error]$, and its combustion equation is:

$[Math Processing Error]$

Sometimes fuels contain oxygen atoms, which must be counted when balancing the chemical equation. One common fuel is ethanol, $[Math Processing Error]$, whose combustion equation is:

$[Math Processing Error]$

If nitrogen is present in the original fuel, it is converted to $[Math Processing Error]$, not to a nitrogen-oxygen compound. Thus, for the combustion of the fuel dinitroethylene, whose formula is $[Math Processing Error]$, we have:

$[Math Processing Error]$

✓ Example $[Math Processing Error]$: Combustion Reactions

Complete and balance each combustion equation.

1. the combustion of propane ($[Math Processing Error]$)
2. the combustion of ammonia ($[Math Processing Error]$)

Solution

1. The products of the reaction are CO_2 and H_2O , so our unbalanced equation is $[Math Processing Error]$
Balancing (and you may have to go back and forth a few times to balance this), we get $[Math Processing Error]$
2. The nitrogen atoms in ammonia will react to make N_2 , while the hydrogen atoms will react with O_2 to make H_2O : $[Math Processing Error]$
To balance this equation without fractions (which is the convention), we get $[Math Processing Error]$

? Exercise $[Math Processing Error]$

Complete and balance the combustion equation for cyclopropanol ($\text{C}_3\text{H}_6\text{O}$).

Answer

$[Math Processing Error]$



Figure $[Math Processing Error]$ A 20 lb (9.1 kg) steel propane cylinder.

Key Takeaways

- A composition reaction produces a single substance from multiple reactants.
- A decomposition reaction produces multiple products from a single reactant.
- Combustion reactions are the combination of some compound with oxygen to make oxides of the other elements as products (although nitrogen atoms react to make N_2).

This page titled [6.4: Composition, Decomposition, and Combustion Reactions](#) is shared under a [CC BY-NC-SA 3.0](#) license and was authored, remixed, and/or curated by [Theodore Chan](#) via [source content](#) that was edited to the style and standards of the LibreTexts platform.

- **4.5: Composition, Decomposition, and Combustion Reactions** by Anonymous is licensed [CC BY-NC-SA 3.0](#). Original source: <https://2012books.lardbucket.org/books/beginning-chemistry>.

6.E: Chemical Reactions and Equations (Exercises)

Exercises (The Chemical Equation)

1. From the statement “nitrogen and hydrogen react to produce ammonia,” identify the reactants and the products.
2. From the statement “sodium metal reacts with water to produce sodium hydroxide and hydrogen,” identify the reactants and the products.
3. From the statement “magnesium hydroxide reacts with nitric acid to produce magnesium nitrate and water,” identify the reactants and the products.
4. From the statement “propane reacts with oxygen to produce carbon dioxide and water,” identify the reactants and the products.
5. Write and balance the chemical equation described by Exercise 1.
6. Write and balance the chemical equation described by Exercise 2.
7. Write and balance the chemical equation described by Exercise 3.
8. Write and balance the chemical equation described by Exercise 4. The formula for propane is C_3H_8 .
9. Balance: $__NaClO_3 \rightarrow __NaCl + __O_2$
10. Balance: $__N_2 + __H_2 \rightarrow __N_2H_4$
11. Balance: $__Al + __O_2 \rightarrow __Al_2O_3$
12. Balance: $__C_2H_4 + __O_2 \rightarrow __CO_2 + __H_2O$
13. How would you write the balanced chemical equation in Exercise 10 if all substances were gases?
14. How would you write the balanced chemical equation in Exercise 12 if all the substances except water were gases and water itself were a liquid?

Answers

1. reactants: nitrogen and hydrogen; product: ammonia
3. reactants: magnesium hydroxide and nitric acid; products: magnesium nitrate and water
5. $N_2 + 3H_2 \rightarrow 2NH_3$
7. $Mg(OH)_2 + 2HNO_3 \rightarrow Mg(NO_3)_2 + 2H_2O$
9. $2NaClO_3 \rightarrow 2NaCl + 3O_2$
11. $4Al + 3O_2 \rightarrow 2Al_2O_3$
13. $N_2(g) + 3H_2(g) \rightarrow 2NH_3(g)$

Exercises (Types of Chemical Reactions - Single and Double Displacement Reactions)

1. What are the general characteristics that help you recognize single-replacement reactions?
2. What are the general characteristics that help you recognize double-replacement reactions?
3. Assuming that each single-replacement reaction occurs, predict the products and write each balanced chemical equation.
 - a. $Zn + Fe(NO_3)_2 \rightarrow ?$
 - b. $F_2 + FeI_3 \rightarrow ?$
4. Assuming that each single-replacement reaction occurs, predict the products and write each balanced chemical equation.
 - a. $Li + MgSO_4 \rightarrow ?$
 - b. $NaBr + Cl_2 \rightarrow ?$
5. Assuming that each single-replacement reaction occurs, predict the products and write each balanced chemical equation.

- a. $\text{Sn} + \text{H}_2\text{SO}_4 \rightarrow ?$
b. $\text{Al} + \text{NiBr}_2 \rightarrow ?$
6. Assuming that each single-replacement reaction occurs, predict the products and write each balanced chemical equation.
a. $\text{Mg} + \text{HCl} \rightarrow ?$
b. $\text{HI} + \text{Br}_2 \rightarrow ?$
7. Use the periodic table or the activity series to predict if each single-replacement reaction will occur and, if so, write a balanced chemical equation.
a. $\text{FeCl}_2 + \text{Br}_2 \rightarrow ?$
b. $\text{Fe}(\text{NO}_3)_3 + \text{Al} \rightarrow ?$
8. Use the periodic table or the activity series to predict if each single-replacement reaction will occur and, if so, write a balanced chemical equation.
a. $\text{Zn} + \text{Fe}_3(\text{PO}_4)_2 \rightarrow ?$
b. $\text{Ag} + \text{HNO}_3 \rightarrow ?$
9. Use the periodic table or the activity series to predict if each single-replacement reaction will occur and, if so, write a balanced chemical equation.
a. $\text{NaI} + \text{Cl}_2 \rightarrow ?$
b. $\text{AgCl} + \text{Au} \rightarrow ?$
10. Use the periodic table or the activity series to predict if each single-replacement reaction will occur and, if so, write a balanced chemical equation.
a. $\text{Pt} + \text{H}_3\text{PO}_4 \rightarrow ?$
b. $\text{Li} + \text{H}_2\text{O} \rightarrow ?$ (Hint: treat H_2O as if it were composed of H^+ and OH^- ions.)
11. Assuming that each double-replacement reaction occurs, predict the products and write each balanced chemical equation.
a. $\text{Zn}(\text{NO}_3)_2 + \text{NaOH} \rightarrow ?$
b. $\text{HCl} + \text{Na}_2\text{S} \rightarrow ?$
12. Assuming that each double-replacement reaction occurs, predict the products and write each balanced chemical equation.
a. $\text{Ca}(\text{C}_2\text{H}_3\text{O}_2)_2 + \text{HNO}_3 \rightarrow ?$
b. $\text{Na}_2\text{CO}_3 + \text{Sr}(\text{NO}_2)_2 \rightarrow ?$
13. Assuming that each double-replacement reaction occurs, predict the products and write each balanced chemical equation.
a. $\text{Pb}(\text{NO}_3)_2 + \text{KBr} \rightarrow ?$
b. $\text{K}_2\text{O} + \text{MgCO}_3 \rightarrow ?$
14. Assuming that each double-replacement reaction occurs, predict the products and write each balanced chemical equation.
a. $\text{Sn}(\text{OH})_2 + \text{FeBr}_3 \rightarrow ?$
b. $\text{CsNO}_3 + \text{KCl} \rightarrow ?$
15. Use the solubility rules to predict if each double-replacement reaction will occur and, if so, write a balanced chemical equation.
a. $\text{Pb}(\text{NO}_3)_2 + \text{KBr} \rightarrow ?$
b. $\text{K}_2\text{O} + \text{Na}_2\text{CO}_3 \rightarrow ?$
16. Use the solubility rules to predict if each double-replacement reaction will occur and, if so, write a balanced chemical equation.

- a. $\text{Na}_2\text{CO}_3 + \text{Sr}(\text{NO}_2)_2 \rightarrow ?$
- b. $(\text{NH}_4)_2\text{SO}_4 + \text{Ba}(\text{NO}_3)_2 \rightarrow ?$

17. Use the solubility rules to predict if each double-replacement reaction will occur and, if so, write a balanced chemical equation.

- a. $\text{K}_3\text{PO}_4 + \text{SrCl}_2 \rightarrow ?$
- b. $\text{NaOH} + \text{MgCl}_2 \rightarrow ?$

18. Use the solubility rules to predict if each double-replacement reaction will occur and, if so, write a balanced chemical equation.

- a. $\text{KC}_2\text{H}_3\text{O}_2 + \text{Li}_2\text{CO}_3 \rightarrow ?$
- b. $\text{KOH} + \text{AgNO}_3 \rightarrow ?$

Answers

1. One element replaces another element in a compound.

3.

- a. $\text{Zn} + \text{Fe}(\text{NO}_3)_2 \rightarrow \text{Zn}(\text{NO}_3)_2 + \text{Fe}$
- b. $3\text{F}_2 + 2\text{FeI}_3 \rightarrow 3\text{I}_2 + 2\text{FeF}_3$

5.

- a. $\text{Sn} + \text{H}_2\text{SO}_4 \rightarrow \text{SnSO}_4 + \text{H}_2$
- b. $2\text{Al} + 3\text{NiBr}_2 \rightarrow 2\text{AlBr}_3 + 3\text{Ni}$

7.

- a. No reaction occurs.
- b. $\text{Fe}(\text{NO}_3)_3 + \text{Al} \rightarrow \text{Al}(\text{NO}_3)_3 + \text{Fe}$

9.

- a. $2\text{NaI} + \text{Cl}_2 \rightarrow 2\text{NaCl} + \text{I}_2$
- b. No reaction occurs.

11.

- 1. $\text{Zn}(\text{NO}_3)_2 + 2\text{NaOH} \rightarrow \text{Zn}(\text{OH})_2 + 2\text{NaNO}_3$
- 2. $2\text{HCl} + \text{Na}_2\text{S} \rightarrow 2\text{NaCl} + \text{H}_2\text{S}$

13.

- a. $\text{Pb}(\text{NO}_3)_2 + 2\text{KBr} \rightarrow \text{PbBr}_2 + 2\text{KNO}_3$
- b. $\text{K}_2\text{O} + \text{MgCO}_3 \rightarrow \text{K}_2\text{CO}_3 + \text{MgO}$

15.

- a. $\text{Pb}(\text{NO}_3)_2 + 2\text{KBr} \rightarrow \text{PbBr}_2(\text{s}) + 2\text{KNO}_3$
- b. No reaction occurs.

17.

- a. $2\text{K}_3\text{PO}_4 + 3\text{SrCl}_2 \rightarrow \text{Sr}_3(\text{PO}_4)_2(\text{s}) + 6\text{KCl}$
- b. $2\text{NaOH} + \text{MgCl}_2 \rightarrow 2\text{NaCl} + \text{Mg}(\text{OH})_2(\text{s})$

Exercises (Ionic Equations - A Closer Look)

- Write a chemical equation that represents $\text{NaBr}(\text{s})$ dissociating in water.
- Write a chemical equation that represents $\text{SrCl}_2(\text{s})$ dissociating in water.
- Write a chemical equation that represents $(\text{NH}_4)_3\text{PO}_4(\text{s})$ dissociating in water.
- Write a chemical equation that represents $\text{Fe}(\text{C}_2\text{H}_3\text{O}_2)_3(\text{s})$ dissociating in water.
- Write the complete ionic equation for the reaction of $\text{FeCl}_2(\text{aq})$ and $\text{AgNO}_3(\text{aq})$. You may have to consult the solubility rules.

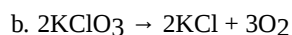
6. Write the complete ionic equation for the reaction of $\text{BaCl}_2(\text{aq})$ and $\text{Na}_2\text{SO}_4(\text{aq})$. You may have to consult the solubility rules.
7. Write the complete ionic equation for the reaction of $\text{KCl}(\text{aq})$ and $\text{NaC}_2\text{H}_3\text{O}_2(\text{aq})$. You may have to consult the solubility rules.
8. Write the complete ionic equation for the reaction of $\text{Fe}_2(\text{SO}_4)_3(\text{aq})$ and $\text{Sr}(\text{NO}_3)_2(\text{aq})$. You may have to consult the solubility rules.
9. Write the net ionic equation for the reaction of $\text{FeCl}_2(\text{aq})$ and $\text{AgNO}_3(\text{aq})$. You may have to consult the solubility rules.
10. Write the net ionic equation for the reaction of $\text{BaCl}_2(\text{aq})$ and $\text{Na}_2\text{SO}_4(\text{aq})$. You may have to consult the solubility rules.
11. Write the net ionic equation for the reaction of $\text{KCl}(\text{aq})$ and $\text{NaC}_2\text{H}_3\text{O}_2(\text{aq})$. You may have to consult the solubility rules.
12. Write the net ionic equation for the reaction of $\text{Fe}_2(\text{SO}_4)_3(\text{aq})$ and $\text{Sr}(\text{NO}_3)_2(\text{aq})$. You may have to consult the solubility rules.
13. Identify the spectator ions in Exercises 9 and 10.
14. Identify the spectator ions in Exercises 11 and 12.

Answers

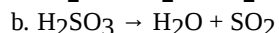
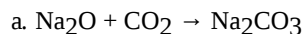
1. *[Math Processing Error]*
3. *[Math Processing Error]*
5. *[Math Processing Error]*
7. *[Math Processing Error]*
9. *[Math Processing Error]*
11. There is no overall reaction.
13. In Exercise 9, *[Math Processing Error]* and *[Math Processing Error]* are spectator ions; in Exercise 10, *[Math Processing Error]* and *[Math Processing Error]* are spectator ions.

Exercises (Composition, Decomposition, and Combustion Reactions)

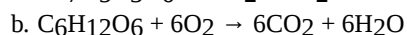
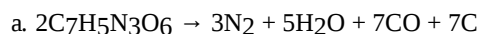
1. Which is a composition reaction and which is not?
 - a. $\text{NaCl} + \text{AgNO}_3 \rightarrow \text{AgCl} + \text{NaNO}_3$
 - b. $\text{CaO} + \text{CO}_2 \rightarrow \text{CaCO}_3$
2. Which is a composition reaction and which is not?
 - a. $\text{H}_2 + \text{Cl}_2 \rightarrow 2\text{HCl}$
 - b. $2\text{HBr} + \text{Cl}_2 \rightarrow 2\text{HCl} + \text{Br}_2$
3. Which is a composition reaction and which is not?
 - a. $2\text{SO}_2 + \text{O}_2 \rightarrow 2\text{SO}_3$
 - b. $6\text{C} + 3\text{H}_2 \rightarrow \text{C}_6\text{H}_6$
4. Which is a composition reaction and which is not?
 - a. $4\text{Na} + 2\text{C} + 3\text{O}_2 \rightarrow 2\text{Na}_2\text{CO}_3$
 - b. $\text{Na}_2\text{CO}_3 \rightarrow \text{Na}_2\text{O} + \text{CO}_2$
5. Which is a decomposition reaction and which is not?
 - a. $\text{HCl} + \text{NaOH} \rightarrow \text{NaCl} + \text{H}_2\text{O}$
 - b. $\text{CaCO}_3 \rightarrow \text{CaO} + \text{CO}_2$
6. Which is a decomposition reaction and which is not?
 - a. $3\text{O}_2 \rightarrow 2\text{O}_3$



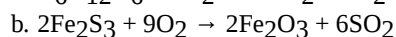
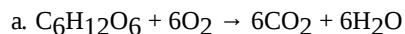
7. Which is a decomposition reaction and which is not?



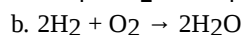
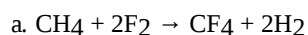
8. Which is a decomposition reaction and which is not?



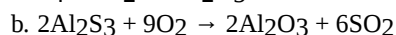
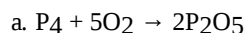
9. Which is a combustion reaction and which is not?



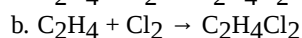
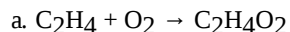
10. Which is a combustion reaction and which is not?



11. Which is a combustion reaction and which is not?



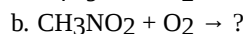
12. Which is a combustion reaction and which is not?



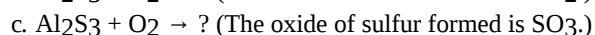
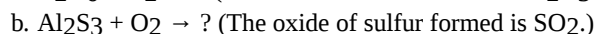
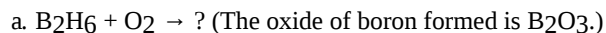
13. Is it possible for a composition reaction to also be a combustion reaction? Give an example to support your case.

14. Is it possible for a decomposition reaction to also be a combustion reaction? Give an example to support your case.

15. Complete and balance each combustion equation.



16. Complete and balance each combustion equation.



Answers

1.

a. not composition

b. composition

3.

a. composition

b. composition

5.

- a. not decomposition
- b. decomposition

7.

- a. not decomposition
- b. decomposition

9.

- a. combustion
- b. combustion

11.

- a. combustion
- b. combustion

13. Yes; $2\text{H}_2 + \text{O}_2 \rightarrow 2\text{H}_2\text{O}$ (answers will vary)

15.

- a. $\text{C}_4\text{H}_9\text{OH} + 6\text{O}_2 \rightarrow 4\text{CO}_2 + 5\text{H}_2\text{O}$
- b. $4\text{CH}_3\text{NO}_2 + 3\text{O}_2 \rightarrow 4\text{CO}_2 + 6\text{H}_2\text{O} + 2\text{N}_2$

Exercises (Neutralization Reactions)

1. What is the Arrhenius definition of an acid?
2. What is the Arrhenius definition of a base?
3. Predict the products of each acid-base combination listed. Assume that a neutralization reaction occurs.
 - a. HCl and KOH
 - b. H_2SO_4 and KOH
 - c. H_3PO_4 and $\text{Ni}(\text{OH})_2$
4. Predict the products of each acid-base combination listed. Assume that a neutralization reaction occurs.
 - a. HBr and $\text{Fe}(\text{OH})_3$
 - b. HNO_2 and $\text{Al}(\text{OH})_3$
 - c. HClO_3 and $\text{Mg}(\text{OH})_2$
5. Write a balanced chemical equation for each neutralization reaction in Exercise 3.
6. Write a balanced chemical equation for each neutralization reaction in Exercise 4.
7. Write a balanced chemical equation for the neutralization reaction between each given acid and base. Include the proper phase labels.
 - a. $\text{HI}(\text{aq}) + \text{KOH}(\text{aq}) \rightarrow ?$
 - b. $\text{H}_2\text{SO}_4(\text{aq}) + \text{Ba}(\text{OH})_2(\text{aq}) \rightarrow ?$
8. Write a balanced chemical equation for the neutralization reaction between each given acid and base. Include the proper phase labels.
 - a. $\text{HNO}_3(\text{aq}) + \text{Fe}(\text{OH})_3(\text{s}) \rightarrow ?$
 - b. $\text{H}_3\text{PO}_4(\text{aq}) + \text{CsOH}(\text{aq}) \rightarrow ?$
9. Write the net ionic equation for each neutralization reaction in Exercise 7.

10. Write the net ionic equation for each neutralization reaction in Exercise 8.
11. Write the complete and net ionic equations for the neutralization reaction between $\text{HClO}_3(\text{aq})$ and $\text{Zn}(\text{OH})_2(\text{s})$. Assume the salt is soluble.
12. Write the complete and net ionic equations for the neutralization reaction between $\text{H}_2\text{C}_2\text{O}_4(\text{s})$ and $\text{Sr}(\text{OH})_2(\text{aq})$. Assume the salt is insoluble.
13. Explain why the net ionic equation for the neutralization reaction between $\text{HCl}(\text{aq})$ and $\text{KOH}(\text{aq})$ is the same as the net ionic equation for the neutralization reaction between $\text{HNO}_3(\text{aq})$ and RbOH .
14. Explain why the net ionic equation for the neutralization reaction between $\text{HCl}(\text{aq})$ and $\text{KOH}(\text{aq})$ is different from the net ionic equation for the neutralization reaction between $\text{HCl}(\text{aq})$ and AgOH .
15. Write the complete and net ionic equations for the neutralization reaction between $\text{HCl}(\text{aq})$ and $\text{KOH}(\text{aq})$ using the hydronium ion in place of H^+ . What difference does it make when using the hydronium ion?
16. Write the complete and net ionic equations for the neutralization reaction between $\text{HClO}_3(\text{aq})$ and $\text{Zn}(\text{OH})_2(\text{s})$ using the hydronium ion in place of H^+ . Assume the salt is soluble. What difference does it make when using the hydronium ion?

Answers

1. An Arrhenius acid increases the amount of H^+ ions in an aqueous solution.
3.
 - a. KCl and H_2O
 - b. K_2SO_4 and H_2O
 - c. $\text{Ni}_3(\text{PO}_4)_2$ and H_2O
5.
 - a. $\text{HCl} + \text{KOH} \rightarrow \text{KCl} + \text{H}_2\text{O}$
 - b. $\text{H}_2\text{SO}_4 + 2\text{KOH} \rightarrow \text{K}_2\text{SO}_4 + 2\text{H}_2\text{O}$
 - c. $2\text{H}_3\text{PO}_4 + 3\text{Ni}(\text{OH})_2 \rightarrow \text{Ni}_3(\text{PO}_4)_2 + 6\text{H}_2\text{O}$
7.
 - a. $\text{HI}(\text{aq}) + \text{KOH}(\text{aq}) \rightarrow \text{KI}(\text{aq}) + \text{H}_2\text{O}(\ell)$
 - b. $\text{H}_2\text{SO}_4(\text{aq}) + \text{Ba}(\text{OH})_2(\text{aq}) \rightarrow \text{BaSO}_4(\text{s}) + 2\text{H}_2\text{O}(\ell)$
9.
 - a. $\text{H}^+(\text{aq}) + \text{OH}^-(\text{aq}) \rightarrow \text{H}_2\text{O}(\ell)$
 - b. $2\text{H}^+(\text{aq}) + \text{SO}_4^{2-}(\text{aq}) + \text{Ba}^{2+}(\text{aq}) + 2\text{OH}^-(\text{aq}) \rightarrow \text{BaSO}_4(\text{s}) + 2\text{H}_2\text{O}(\ell)$
11. Complete ionic equation:

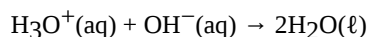
$$2\text{H}^+(\text{aq}) + 2\text{ClO}_3^-(\text{aq}) + \text{Zn}^{2+}(\text{aq}) + 2\text{OH}^-(\text{aq}) \rightarrow \text{Zn}^{2+}(\text{aq}) + 2\text{ClO}_3^-(\text{aq}) + 2\text{H}_2\text{O}(\ell)$$
 Net ionic equation:

$$2\text{H}^+(\text{aq}) + 2\text{OH}^-(\text{aq}) \rightarrow 2\text{H}_2\text{O}(\ell)$$
13. Because the salts are soluble in both cases, the net ionic reaction is just

$$\text{H}^+(\text{aq}) + \text{OH}^-(\text{aq}) \rightarrow \text{H}_2\text{O}(\ell).$$
15. Complete ionic equation:

$$\text{H}_3\text{O}^+(\text{aq}) + \text{Cl}^-(\text{aq}) + \text{K}^+(\text{aq}) + \text{OH}^-(\text{aq}) \rightarrow 2\text{H}_2\text{O}(\ell) + \text{K}^+(\text{aq}) + \text{Cl}^-(\text{aq})$$

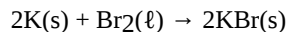
Net ionic equation:



17. The difference is simply the presence of an extra water molecule as a product.

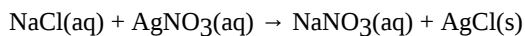
Exercises (Oxidation-Reduction Reactions)

1. Is the reaction



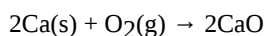
an oxidation-reduction reaction? Explain your answer.

2. Is the reaction



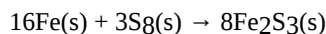
an oxidation-reduction reaction? Explain your answer.

3. In the reaction



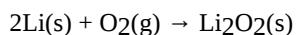
indicate what has lost electrons and what has gained electrons.

4. In the reaction



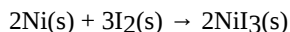
indicate what has lost electrons and what has gained electrons.

5. In the reaction



indicate what has been oxidized and what has been reduced.

6. In the reaction



indicate what has been oxidized and what has been reduced.

7. What are two different definitions of oxidation?

8. What are two different definitions of reduction?

9. Assign oxidation numbers to each atom in each substance.

- a. P_4
- b. SO_2
- c. SO_3^{2-}
- d. $\text{Ca}(\text{NO}_3)_2$

10. Assign oxidation numbers to each atom in each substance.

- a. PF_5
- b. $(\text{NH}_4)_2\text{S}$
- c. Hg
- d. Li_2O_2 (lithium peroxide)

11. Assign oxidation numbers to each atom in each substance.

- a. CO
- b. CO_2
- c. NiCl_2
- d. NiCl_3

12. Assign oxidation numbers to each atom in each substance.
- NaH (sodium hydride)
 - NO_2^-
 - NO_2^-
 - AgNO_3
13. Assign oxidation numbers to each atom in each substance.
- CH_2O
 - NH_3
 - Rb_2SO_4
 - $\text{Zn}(\text{C}_2\text{H}_3\text{O}_2)_2$
14. Assign oxidation numbers to each atom in each substance.
- C_6H_6
 - $\text{B}(\text{OH})_3$
 - Li_2S
 - Au
15. Identify what is being oxidized and reduced in this redox equation by assigning oxidation numbers to the atoms.
- $$2\text{NO} + \text{Cl}_2 \rightarrow 2\text{NOCl}$$
16. Identify what is being oxidized and reduced in this redox equation by assigning oxidation numbers to the atoms.
- $$\text{Fe} + \text{SO}_3 \rightarrow \text{FeSO}_3$$
17. Identify what is being oxidized and reduced in this redox equation by assigning oxidation numbers to the atoms.
- $$2\text{KrF}_2 + 2\text{H}_2\text{O} \rightarrow 2\text{Kr} + 4\text{HF} + \text{O}_2$$
18. Identify what is being oxidized and reduced in this redox equation by assigning oxidation numbers to the atoms.
- $$\text{SO}_3 + \text{SCl}_2 \rightarrow \text{SOCl}_2 + \text{SO}_2$$
19. Identify what is being oxidized and reduced in this redox equation by assigning oxidation numbers to the atoms.
- $$2\text{K} + \text{MgCl}_2 \rightarrow 2\text{KCl} + \text{Mg}$$
20. Identify what is being oxidized and reduced in this redox equation by assigning oxidation numbers to the atoms.
- $$\text{C}_7\text{H}_{16} + 11\text{O}_2 \rightarrow 7\text{CO}_2 + 8\text{H}_2\text{O}$$

Answers

1. Yes; both K and Br are changing oxidation numbers.
3. Ca has lost electrons, and O has gained electrons.
5. Li has been oxidized, and O has been reduced.
7. loss of electrons; increase in oxidation number
- 9.
- P: 0
 - S: +4; O: -2
 - S: +2; O: -2
 - Ca: 2+; N: +5; O: -2
- 11.
- C: +2; O: -2
 - C: +4; O: -2
 - Ni: +2; Cl: -1

d. Ni: +3; Cl: -1

13.

a. C: 0; H: +1; O: -2

b. N: -3; H: +1

c. Rb: +1; S: +6; O: -2

d. Zn: +2; C: 0; H: +1; O: -2

15. N is being oxidized, and Cl is being reduced.

17. O is being oxidized, and Kr is being reduced.

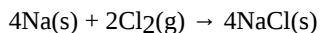
19. K is being oxidized, and Mg is being reduced.

Additional Exercises

1. Chemical equations can also be used to represent physical processes. Write a chemical reaction for the boiling of water, including the proper phase labels.

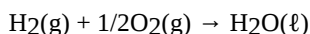
2. Chemical equations can also be used to represent physical processes. Write a chemical reaction for the freezing of water, including the proper phase labels.

3. Explain why




should not be considered a proper chemical equation.

4. Explain why




should not be considered a proper chemical equation.

5. Does the chemical reaction represented by



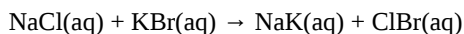
proceed as written? Why or why not?

6. Does the chemical reaction represented by

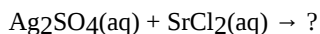


proceed as written? Gold is a relatively useful metal for certain applications, such as jewelry and electronics. Does your answer suggest why this is so?

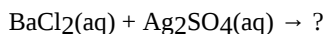
7. Explain what is wrong with this double-replacement reaction.



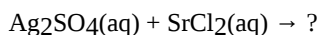
8. Predict the products of and balance this double-replacement reaction.




9. Write the complete and net ionic equations for this double-replacement reaction.



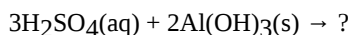
10. Write the complete and net ionic equations for this double-replacement reaction.



11. Identify the spectator ions in this reaction. What is the net ionic equation?



12. Complete this reaction and identify the spectator ions. What is the net ionic equation?

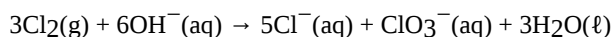


13. Can a reaction be a composition reaction and a redox reaction at the same time? Give an example to support your answer.

14. Can a reaction be a combustion reaction and a redox reaction at the same time? Give an example to support your answer.
15. Can a reaction be a decomposition reaction and a redox reaction at the same time? Give an example to support your answer.
16. Can a reaction be a combustion reaction and a double-replacement reaction at the same time? Give an example to support your answer.
17. Why is CH_4 not normally considered an acid?
18. Methyl alcohol has the formula CH_3OH . Why would methyl alcohol not normally be considered a base?
19. What are the oxidation numbers of the nitrogen atoms in these substances?
 - a. N_2
 - b. NH_3
 - c. NO
 - d. N_2O
 - e. NO_2
 - f. N_2O_4
 - g. N_2O_5
 - h. NaNO_3
20. What are the oxidation numbers of the sulfur atoms in these substances?
 - a. SF_6
 - b. Na_2SO_4
 - c. K_2SO_3
 - d. SO_3
 - e. SO_2
 - f. S_8
 - g. Na_2S
21. Disproportion is a type of redox reaction in which the same substance is both oxidized and reduced. Identify the element that is disproportionating and indicate the initial and final oxidation numbers of that element.



22. Disproportion is a type of redox reaction in which the same substance is both oxidized and reduced. Identify the element that is disproportionating and indicate the initial and final oxidation numbers of that element.



Answers

1. $\text{H}_2\text{O}(\ell) \rightarrow \text{H}_2\text{O}(\text{g})$
3. The coefficients are not in their lowest whole-number ratio.
5. No; zinc is lower in the activity series than aluminum.
7. In the products, the cation is pairing with the cation, and the anion is pairing with the anion.
9. Complete ionic equation: $\text{Ba}^{2+}(\text{aq}) + 2\text{Cl}^-(\text{aq}) + 2\text{Ag}^+(\text{aq}) + \text{SO}_4^{2-}(\text{aq}) \rightarrow \text{BaSO}_4(\text{s}) + 2\text{AgCl}(\text{s})$
 Net ionic equation: The net ionic equation is the same as the complete ionic equation.
11. Each ion is a spectator ion; there is no overall net ionic equation.
13. Yes; $\text{H}_2 + \text{Cl}_2 \rightarrow 2\text{HCl}$ (answers will vary)
15. Yes; $2\text{HCl} \rightarrow \text{H}_2 + \text{Cl}_2$ (answers will vary)
17. It does not increase the H^+ ion concentration; it is not a compound of H^+ .
19.
 - a. 0
 - b. -3

- c. +2
- d. +1
- e. +4
- f. +4
- g. +5
- h. +5

21. Copper is disproportionating. Initially, its oxidation number is +1; in the products, its oxidation numbers are +2 and 0, respectively.

This page titled [6.E: Chemical Reactions and Equations \(Exercises\)](#) is shared under a [CC BY-NC-SA 3.0](#) license and was authored, remixed, and/or curated by [Theodore Chan](#) via [source content](#) that was edited to the style and standards of the LibreTexts platform.

CHAPTER OVERVIEW

7: Stoichiometry and the Mole

We have already established that quantities are important in science, especially in chemistry. It is important to make accurate measurements of a variety of quantities when performing experiments. However, it is also important to be able to relate one measured quantity to another, unmeasured quantity. In this chapter, we will consider how we manipulate quantities to relate them to each other.

[7.1: Introduction](#)

[7.2: Stoichiometry](#)

[7.3: The Mole](#)

[7.4: The Mole in Chemical Reactions](#)

[7.5: Mole-Mass and Mass-Mass Calculations](#)

[7.6: Yields](#)

[7.7: Limiting Reagents](#)

[7.E: Stoichiometry and the Mole \(Exercises\)](#)

This page titled [7: Stoichiometry and the Mole](#) is shared under a [CC BY-NC-SA 3.0](#) license and was authored, remixed, and/or curated by [Theodore Chan](#) via [source content](#) that was edited to the style and standards of the LibreTexts platform.

7.1: Introduction

At Contrived State University in Anytown, Ohio, a new building was dedicated in March 2010 to house the College of Education. The 100,000-square-foot building has enough office space to accommodate 86 full-time faculty members and 167 full-time staff. In a fit of monetary excess, the university administration offered to buy new furniture (desks and chairs) and computer workstations for all faculty and staff members moving into the new building. However, to save on long-term energy and materials costs, the university offered to buy only 1 laser printer per 10 employees, with the plan to network the printers together.



Figure [Math Processing Error] Outfitting a New Building. Source: Photo courtesy of Benjamin Benschneider, Cleveland State University.

How many laser printers did the administration have to buy? It is rather simple to show that 26 laser printers are needed for all the employees. However, what if a chemist was calculating quantities for a chemical reaction? Interestingly enough, similar calculations can be performed for chemicals as well as laser printers. In filling a new office building with furniture and equipment, managers do calculations similar to those performed by scientists doing chemical reactions.

This page titled [7.1: Introduction](#) is shared under a [CC BY-NC-SA 3.0](#) license and was authored, remixed, and/or curated by [Theodore Chan](#) via [source content](#) that was edited to the style and standards of the LibreTexts platform.

- [5.1: Introduction](#) by Anonymous is licensed [CC BY-NC-SA 3.0](#). Original source: <https://2012books.lardbucket.org/books/beginning-chemistry>.

7.2: Stoichiometry

Learning Objectives

- Define *stoichiometry*.
- Relate quantities in a balanced chemical reaction on a molecular basis.

Consider a classic recipe for pound cake: 1 pound of eggs, 1 pound of butter, 1 pound of flour, and 1 pound of sugar. (That's why it's called "pound cake.") If you have 4 pounds of butter, how many pounds of sugar, flour, and eggs do you need? You would need 4 pounds each of sugar, flour, and eggs.

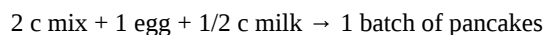
Now suppose you have 1.00 g H_2 . If the chemical reaction follows the balanced chemical equation

[Math Processing Error]

then what mass of oxygen do you need to make water?

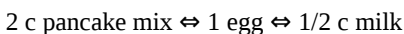
Curiously, this chemical reaction question is very similar to the pound cake question. Both of them involve relating a quantity of one substance to a quantity of another substance or substances. The relating of one chemical substance to another using a balanced chemical reaction is called **stoichiometry**. Using stoichiometry is a fundamental skill in chemistry; it greatly broadens your ability to predict what will occur and, more importantly, how much is produced.

Let us consider a more complicated example. A recipe for pancakes calls for 2 cups (c) of pancake mix, 1 egg, and 1/2 c of milk. We can write this in the form of a chemical equation:



If you have 9 c of pancake mix, how many eggs and how much milk do you need? It might take a little bit of work, but eventually you will find you need $4\frac{1}{2}$ eggs and $2\frac{1}{4}$ c milk.

How can we formalize this? We can make a conversion factor using our original recipe and use that conversion factor to convert from a quantity of one substance to a quantity of another substance. This is similar to the way we constructed a conversion factor between feet and yards in Chapter 2. Because one recipe's worth of pancakes requires 2 c of pancake mix, 1 egg, and 1/2 c of milk, we actually have the following mathematical relationships that relate these quantities:



where \Leftrightarrow is the mathematical symbol for "is equivalent to." This does not mean that 2 c of pancake mix equal 1 egg. However, *as far as this recipe is concerned*, these are the equivalent quantities needed for a single recipe of pancakes. So, any possible quantities of two or more ingredients must have the same numerical ratio as the ratios in the equivalence.

We can deal with these equivalences in the same way we deal with equalities in unit conversions: we can make conversion factors that essentially equal 1. For example, to determine how many eggs we need for 9 c of pancake mix, we construct the conversion factor:

[Math Processing Error]

This conversion factor is, in a strange way, equivalent to 1 because the recipe relates the two quantities. Starting with our initial quantity and multiplying by our conversion factor,

[Math Processing Error]

Note how the units *cups pancake mix* canceled, leaving us with units of *eggs*. This is the formal, mathematical way of getting our amounts to mix with 9 c of pancake mix. We can use a similar conversion factor for the amount of milk:

[Math Processing Error]

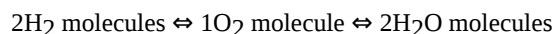
Again, units cancel, and new units are introduced.

A balanced chemical equation is nothing more than *a recipe for a chemical reaction*. The difference is that a balanced chemical equation is written in terms of atoms and molecules, not cups, pounds, and eggs.

For example, consider the following chemical equation:

File failed to load: <https://cdnjs.cloudflare.com/ajax/libs/mathjax/2.7.3/jax/output/HTML-CSS/jax.js>

We can interpret this as, literally, "two hydrogen molecules react with one oxygen molecule to make two water molecules." That interpretation leads us directly to some equivalencies, just as our pancake recipe did:



These equivalences allow us to construct conversion factors:

[Math Processing Error]

and so forth. These conversions can be used to relate quantities of one substance to quantities of another. For example, suppose we need to know how many molecules of oxygen are needed to react with 16 molecules of H_2 . As we did with converting units, we start with our given quantity and use the appropriate conversion factor:

[Math Processing Error]

Note how the unit *molecules H_2* cancels algebraically, just as any unit does in a conversion like this. The conversion factor came directly from the coefficients in the balanced chemical equation. This is another reason why a properly balanced chemical equation is important.

✓ Example [Math Processing Error]

How many molecules of SO_3 are needed to react with 144 molecules of Fe_2O_3 given this balanced chemical equation?

[Math Processing Error]

Solution

We use the balanced chemical equation to construct a conversion factor between Fe_2O_3 and SO_3 . The number of molecules of Fe_2O_3 goes on the bottom of our conversion factor so it cancels with our given amount, and the molecules of SO_3 go on the top. Thus, the appropriate conversion factor is

[Math Processing Error]

Starting with our given amount and applying the conversion factor, the result is

[Math Processing Error]

We need 432 molecules of SO_3 to react with 144 molecules of Fe_2O_3 .

? Exercise [Math Processing Error]

How many molecules of H_2 are needed to react with 29 molecules of N_2 to make ammonia if the balanced chemical equation is:

[Math Processing Error]

Answer

87 molecules

Chemical equations also allow us to make conversions regarding the number of atoms in a chemical reaction, because a chemical formula lists the number of atoms of each element in a compound. The formula H_2O indicates that there are two hydrogen atoms and one oxygen atom in each molecule, and these relationships can be used to make conversion factors:

[Math Processing Error]

Conversion factors like this can also be used in stoichiometry calculations.

✓ Example [Math Processing Error]

How many molecules of NH_3 can you make if you have 228 atoms of H_2 ?

Solution

From the formula, we know that one molecule of NH_3 has three H atoms. Use that fact as a conversion factor:

File failed to load: <https://cdnjs.cloudflare.com/ajax/libs/mathjax/2.7.3/jax/output/HTML-CSS/jax.js>

[Math Processing Error]

? Exercise [Math Processing Error]

How many molecules of [Math Processing Error] can you make from 777 atoms of S?

Answer

259 molecules

Summary

Quantities of substances can be related to each other using balanced chemical equations.

This page titled [7.2: Stoichiometry](#) is shared under a [CC BY-NC-SA 3.0](#) license and was authored, remixed, and/or curated by [Theodore Chan](#) via [source content](#) that was edited to the style and standards of the LibreTexts platform.

- [5.2: Stoichiometry](#) by Anonymous is licensed [CC BY-NC-SA 3.0](#). Original source: <https://2012books.lardbucket.org/books/beginning-chemistry>.

File failed to load: <https://cdnjs.cloudflare.com/ajax/libs/mathjax/2.7.3/jax/output/HTML-CSS/jax.js>

7.3: The Mole

Learning Objectives

- Describe the unit *mole*.
- Relate the mole quantity of substance to its mass.

So far, we have been talking about chemical substances in terms of individual atoms and molecules. Yet we do not typically deal with substances an atom or a molecule at a time; we work with millions, billions, and trillions of atoms and molecules at a time. We need a way to deal with macroscopic, rather than microscopic, amounts of matter. We need a unit of amount that relates quantities of substances on a scale that we can interact with.

Chemistry uses a unit called mole. A **mole** (mol) is a number of things equal to the number of atoms in exactly 12 g of carbon-12. Experimental measurements have determined that this number is very large:

$$1 \text{ mol} = 6.02214179 \times 10^{23} \text{ things}$$

Understand that a mole means a specific number of things, just like a dozen means a certain number of things—twelve, in the case of a dozen. But a mole is a much larger number of things. These things can be atoms, or molecules, or eggs; however, in chemistry, we usually use the mole to refer to the amounts of atoms or molecules. Although the number of things in a mole is known to eight decimal places, it is usually fine to use only two or three decimal places in calculations. The numerical value of things in a mole is often called *Avogadro's number* (N_A). *Avogadro's number* is also known as the *Avogadro constant*, after Amadeo Avogadro, an Italian chemist who first proposed its importance.

✓ Example 7.3.1

How many molecules are present in 2.76 mol of H_2O ? How many atoms is this?

Solution

The definition of a mole is an equality that can be used to construct a conversion factor. Also, because we know that there are three atoms in each molecule of H_2O , we can also determine the number of atoms in the sample.

$$2.76 \text{ mol } H_2O \times \frac{6.022 \times 10^{23} \text{ molecules } H_2O}{\text{mol } H_2O} = 1.66 \times 10^{24} \text{ molecules } H_2O$$

To determine the total number of atoms, we have

$$1.66 \times 10^{24} \text{ molecules } H_2O \times \frac{3 \text{ atoms}}{1 \text{ molecule}} = 4.99 \times 10^{24} \text{ atoms}$$

? Exercise 7.3.1

How many molecules are present in 4.61×10^{-2} mol of O_2 ?

Answer

$$2.78 \times 10^{22} \text{ molecules}$$

How big is a mole? It is very large. Suppose you had a mole of dollar bills that need to be counted. If everyone on earth (about 6 billion people) counted one bill per second, it would take about 3.2 million years to count all the bills. A mole of sand would fill a cube about 32 km on a side. A mole of pennies stacked on top of each other would have about the same diameter as our galaxy, the Milky Way. A mole is a lot of things—but atoms and molecules are very tiny. One mole of carbon atoms would make a cube that is 1.74 cm on a side, small enough to carry in your pocket.

Why is the mole unit so important? It represents the link between the microscopic and the macroscopic, especially in terms of

Loading [MathJax]/jax/output/HTML-CSS/jax.js

the mass in grams as one unit (atom or molecules) has in atomic mass units. The mole unit

allows us to express amounts of atoms and molecules in visible amounts that we can understand.

For example, we already know that, by definition, a mole of carbon has a mass of exactly 12 g. This means that exactly 12 g of C has 6.022×10^{23} atoms:

$$12 \text{ g C} = 6.022 \times 10^{23} \text{ atoms C}$$

We can use this equality as a conversion factor between the number of atoms of carbon and the number of grams of carbon. How many grams are there, say, in 1.50×10^{25} atoms of carbon? This is a one-step conversion:

$$1.50 \times 10^{25} \text{ atoms C} \times \frac{12.0000 \text{ g C}}{6.022 \times 10^{23} \text{ atoms C}} = 299 \text{ g C}$$

But it also goes beyond carbon. Previously we defined atomic and molecular masses as the number of atomic mass units per atom or molecule. Now we can do so in terms of grams. The atomic mass of an element is the number of grams in 1 mol of atoms of that element, while the molecular mass of a compound is the number of grams in 1 mol of molecules of that compound. Sometimes these masses are called **molar masses** to emphasize the fact that they are the mass for 1 mol of things. (The term *molar* is the adjective form of mole and has nothing to do with teeth.)

Here are some examples. The mass of a hydrogen atom is 1.0079 u; the mass of 1 mol of hydrogen atoms is 1.0079 g. Elemental hydrogen exists as a diatomic molecule, H₂. One molecule has a mass of 1.0079 + 1.0079 = 2.0158 u, while 1 mol H₂ has a mass of 2.0158 g. A molecule of H₂O has a mass of about 18.01 u; 1 mol H₂O has a mass of 18.01 g. A single unit of NaCl has a mass of 58.45 u; NaCl has a molar mass of 58.45 g. In each of these moles of substances, there are 6.022×10^{23} units: 6.022×10^{23} atoms of H, 6.022×10^{23} molecules of H₂ and H₂O, 6.022×10^{23} units of NaCl ions. These relationships give us plenty of opportunities to construct conversion factors for simple calculations.

✓ Example 7.3.2: Sugar

What is the molar mass of sugar (C₆H₁₂O₆)?

Solution

To determine the molar mass, we simply add the atomic masses of the atoms in the molecular formula; but express the total in grams per mole, not atomic mass units. The masses of the atoms can be taken from the periodic table.

Solutions to Example 5.3.2

6 C = 6 × 12.011	= 72.066
12 H = 12 × 1.0079	= 12.0948
6 O = 6 × 15.999	= 95.994
TOTAL	= 180.155 g/mol

Per convention, the unit *grams per mole* is written as a fraction.

? Exercise 7.3.2

What is the molar mass of AgNO₃?

Answer

169.87 g/mol

Knowing the molar mass of a substance, we can calculate the number of moles in a certain mass of a substance and vice versa, as these examples illustrate. The molar mass is used as the conversion factor.

✓ Example 7.3.3

What is the mass of 3.56 mol of HgCl_2 ? The molar mass of HgCl_2 is 271.49 g/mol.

Solution

Use the molar mass as a conversion factor between moles and grams. Because we want to cancel the mole unit and introduce the gram unit, we can use the molar mass as given:

$$3.56 \text{ mol HgCl}_2 \times \frac{271.49 \text{ g HgCl}_2}{\text{mol HgCl}_2} = 967 \text{ g HgCl}_2$$

? Exercise 7.3.3

What is the mass of 33.7 mol of H_2O ?

Answer

607 g

✓ Example 7.3.4

How many moles of H_2O are present in 240.0 g of water (about the mass of a cup of water)?

Solution

Use the molar mass of H_2O as a conversion factor from mass to moles. The molar mass of water is

$$(1.0079 + 1.0079 + 15.999) = 18.015 \text{ g/mol.}$$

However, because we want to cancel the gram unit and introduce moles, we need to take the reciprocal of this quantity, or 1 mol/18.015 g:

$$240.0 \text{ g H}_2\text{O} \times \frac{1 \text{ mol H}_2\text{O}}{18.015 \text{ g H}_2\text{O}} = 13.32 \text{ mol H}_2\text{O}$$

? Exercise 7.3.4

How many moles are present in 35.6 g of H_2SO_4 (molar mass = 98.08 g/mol)?

Answer

0.363 mol

Other conversion factors can be combined with the definition of mole—density, for example.

✓ Example 7.3.5

The density of ethanol is 0.789 g/mL. How many moles are in 100.0 mL of ethanol? The molar mass of ethanol is 46.08 g/mol.

Solution

Here, we use density to convert from volume to mass and then use the molar mass to determine the number of moles.

$$100 \text{ mL ethanol} \times \frac{0.789 \text{ g}}{\text{mL}} \times \frac{1 \text{ mol}}{46.08 \text{ g}} = 1.71 \text{ mol ethanol}$$

? Exercise 7.3.5

If the density of benzene, C_6H_6 , is 0.879 g/mL , how many moles are present in 17.9 mL of benzene?

Answer

0.201 mol

Summary

The mole is a key unit in chemistry. The molar mass of a substance, in grams, is numerically equal to one atom's or molecule's mass in atomic mass units.

This page titled [7.3: The Mole](#) is shared under a [CC BY-NC-SA 3.0](#) license and was authored, remixed, and/or curated by [Theodore Chan](#) via [source content](#) that was edited to the style and standards of the LibreTexts platform.

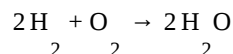
- [5.3: The Mole](#) by Anonymous is licensed [CC BY-NC-SA 3.0](#). Original source: <https://2012books.lardbucket.org/books/beginning-chemistry>.

7.4: The Mole in Chemical Reactions

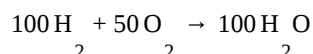
Learning Objectives

- Balance a chemical equation in terms of moles.
- Use the balanced equation to construct conversion factors in terms of moles.
- Calculate moles of one substance from moles of another substance using a balanced chemical equation.

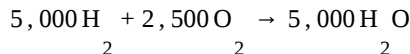
Consider this balanced chemical equation:



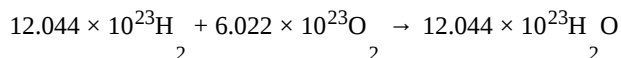
We interpret this as "two molecules of hydrogen react with one molecule of oxygen to make two molecules of water." The chemical equation is balanced as long as the coefficients are in the ratio 2:1:2. For instance, this chemical equation is also balanced:



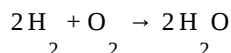
This equation is not conventional—because convention says that we use the lowest ratio of coefficients—but it is balanced. So is this chemical equation:



Again, this is not conventional, but it is still balanced. Suppose we use a much larger number:



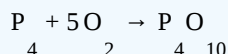
These coefficients are also in the ratio of 2:1:2. But these numbers are related to the number of things in a mole: the first and last numbers are two times Avogadro's number, while the second number is Avogadro's number. That means that the first and last numbers represent 2 mol, while the middle number is just 1 mol. Well, why not just use the number of moles in balancing the chemical equation?



is the same balanced chemical equation we started with! What this means is that chemical equations are not just balanced in terms of molecules; *they are also balanced in terms of moles*. We can just as easily read this chemical equation as "two moles of hydrogen react with one mole of oxygen to make two moles of water." All balanced chemical reactions are balanced in terms of moles.

✓ Example 7.4.1

Interpret this balanced chemical equation in terms of moles.

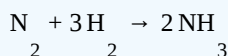


Solution

The coefficients represent the number of moles that react, not just molecules. We would speak of this equation as "one mole of molecular phosphorus reacts with five moles of elemental oxygen to make one mole of tetraphosphorus decoxide."

? Exercise 7.4.1

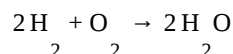
Interpret this balanced chemical equation in terms of moles.



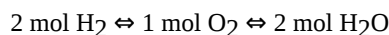
Answer
Processing math: 100%

One mole of elemental nitrogen reacts with three moles of elemental hydrogen to produce two moles of ammonia.

In Section 4.1, we stated that a chemical equation is simply a recipe for a chemical reaction. As such, chemical equations also give us equivalents—equivalents between the reactants and the products. However, now we understand that *these equivalents are expressed in terms of moles*. Consider the chemical equation



This chemical reaction gives us the following equivalents:




Any two of these quantities can be used to construct a conversion factor that lets us relate the number of moles of one substance to an equivalent number of moles of another substance. If, for example, we want to know how many moles of oxygen will react with 17.6 mol of hydrogen, we construct a conversion factor between 2 mol of H₂ and 1 mol of O₂ and use it to convert from moles of one substance to moles of another:

$$17.6 \text{ mol H}_2 \times \frac{1 \text{ mol O}_2}{2 \text{ mol H}_2} = 8.80 \text{ mol O}_2$$

Note how the mol H₂ unit cancels, and mol O₂ is the new unit introduced. This is an example of a **mole-mole calculation**, when you start with moles of one substance and convert to moles of another substance by using the balanced chemical equation. The example may seem simple because the numbers are small, but numbers won't always be so simple!

✓ Example 7.4.2

For the balanced chemical equation



if 154 mol of O₂ are reacted, how many moles of CO₂ are produced?

Solution

We are relating an amount of oxygen to an amount of carbon dioxide, so we need the equivalence between these two substances. According to the balanced chemical equation, the equivalence is



We can use this equivalence to construct the proper conversion factor. We start with what we are given and apply the conversion factor:

$$154 \text{ mol O}_2 \times \frac{8 \text{ mol CO}_2}{13 \text{ mol O}_2} = 94.8 \text{ mol CO}_2$$

The mol O₂ unit is in the denominator of the conversion factor so it cancels. Both the 8 and the 13 are exact numbers, so they do not contribute to the number of significant figures in the final answer.

? Exercise 7.4.2

Using the above equation, how many moles of H₂O are produced when 154 mol of O₂ react?

Answer

118 mol

It is important to reiterate that balanced chemical equations are balanced in terms of *moles*. Not grams, kilograms, or liters—but
 Processing math: 100% metry problem will likely need to work through the mole unit at some point, especially if you are working with

a balanced chemical reaction.

Summary

Balanced chemical reactions are balanced in terms of moles. A balanced chemical reaction gives equivalents in moles that allow stoichiometry calculations to be performed.

This page titled [7.4: The Mole in Chemical Reactions](#) is shared under a [CC BY-NC-SA 3.0](#) license and was authored, remixed, and/or curated by [Theodore Chan](#) via [source content](#) that was edited to the style and standards of the LibreTexts platform.

Processing math: 100%

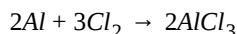
7.5: Mole-Mass and Mass-Mass Calculations

Learning Objectives

- From a given number of moles of a substance, calculate the mass of another substance involved using the balanced chemical equation.
- From a given mass of a substance, calculate the moles of another substance involved using the balanced chemical equation.
- From a given mass of a substance, calculate the mass of another substance involved using the balanced chemical equation.

Mole-mole calculations are not the only type of calculations that can be performed using balanced chemical equations. Recall that the molar mass can be determined from a chemical formula and used as a conversion factor. We can add that conversion factor as another step in a calculation to make a **mole-mass calculation**, where we start with a given number of moles of a substance and calculate the mass of another substance involved in the chemical equation, or vice versa.

For example, suppose we have the balanced chemical equation



Suppose we know we have 123.2 g of Cl_2 . How can we determine how many moles of AlCl_3 we will get when the reaction is complete? First and foremost, *chemical equations are not balanced in terms of grams; they are balanced in terms of moles*. So to use the balanced chemical equation to relate an amount of Cl_2 to an amount of AlCl_3 , we need to convert the given amount of Cl_2 into moles. We know how to do this by simply using the molar mass of Cl_2 as a conversion factor. The molar mass of Cl_2 (which we get from the atomic mass of Cl from the periodic table) is 70.90 g/mol. We must invert this fraction so that the units cancel properly:

$$123.2 \text{ g Cl}_2 \times \frac{1 \text{ mol Cl}_2}{70.90 \text{ g Cl}_2} = 1.738 \text{ mol Cl}_2$$

Now that we have the quantity in moles, we can use the balanced chemical equation to construct a conversion factor that relates the number of moles of Cl_2 to the number of moles of AlCl_3 . The numbers in the conversion factor come from the coefficients in the balanced chemical equation:

$$\frac{2 \text{ mol AlCl}_3}{3 \text{ mol Cl}_2}$$

Using this conversion factor with the molar quantity we calculated above, we get

$$1.738 \text{ mol Cl}_2 \times \frac{2 \text{ mol AlCl}_3}{3 \text{ mol Cl}_2} = 1.159 \text{ mol AlCl}_3$$

So, we will get 1.159 mol of AlCl_3 if we react 123.2 g of Cl_2 .

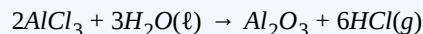
In this last example, we did the calculation in two steps. However, it is mathematically equivalent to perform the two calculations sequentially on one line:

$$123.2 \text{ g Cl}_2 \times \frac{1 \text{ mol Cl}_2}{70.90 \text{ g Cl}_2} \times \frac{2 \text{ mol AlCl}_3}{3 \text{ mol Cl}_2} = 1.159 \text{ mol AlCl}_3$$

The units still cancel appropriately, and we get the same numerical answer in the end. Sometimes the answer may be slightly different from doing it one step at a time because of rounding of the intermediate answers, but the final answers should be effectively the same.

✓ Example 7.5.1

How many moles of HCl will be produced when 249 g of AlCl_3 are reacted according to this chemical equation?



Solution

We will do this in two steps: convert the mass of AlCl_3 to moles and then use the balanced chemical equation to find the number of moles of HCl formed. The molar mass of AlCl_3 is 133.33 g/mol, which we have to invert to get the appropriate conversion factor:

$$249 \text{ g AlCl}_3 \times \frac{1 \text{ mol AlCl}_3}{133.33 \text{ g AlCl}_3} = 1.87 \text{ mol AlCl}_3$$

Now we can use this quantity to determine the number of moles of HCl that will form. From the balanced chemical equation, we construct a conversion factor between the number of moles of AlCl_3 and the number of moles of HCl:

$$\frac{6 \text{ mol HCl}}{2 \text{ mol AlCl}_3}$$

Applying this conversion factor to the quantity of AlCl_3 , we get

$$1.87 \text{ mol AlCl}_3 \times \frac{6 \text{ mol HCl}}{2 \text{ mol AlCl}_3} = 5.61 \text{ mol HCl}$$

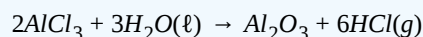
Alternatively, we could have done this in one line:

$$249 \text{ g AlCl}_3 \times \frac{1 \text{ mol AlCl}_3}{133.33 \text{ g AlCl}_3} \times \frac{6 \text{ mol HCl}}{2 \text{ mol AlCl}_3} = 5.60 \text{ mol HCl}$$

The last digit in our final answer is slightly different because of rounding differences, but the answer is essentially the same.

? Exercise 7.5.1

How many moles of Al_2O_3 will be produced when 23.9 g of H_2O are reacted according to this chemical equation?



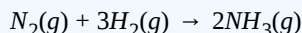
Answer

0.442 mol

A variation of the mole-mass calculation is to start with an amount in moles and then determine an amount of another substance in grams. The steps are the same but are performed in reverse order.

✓ Example 7.5.2

How many grams of NH_3 will be produced when 33.9 mol of H_2 are reacted according to this chemical equation?



Solution

The conversions are the same, but they are applied in a different order. Start by using the balanced chemical equation to convert to moles of another substance and then use its molar mass to determine the mass of the final substance. In two steps, we have

Loading [MathJax]/jax/output/HTML-CSS/fonts/TeX/fontdata.js

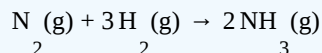
$$33.9 \text{ mol } H_2 \times \frac{2 \text{ mol } NH_3}{3 \text{ mol } H_2} = 22.6 \text{ mol } NH_3$$

Now, using the molar mass of NH_3 , which is 17.03 g/mol, we get

$$22.6 \text{ mol } NH_3 \times \frac{17.03 \text{ g } NH_3}{1 \text{ mol } NH_3} = 385 \text{ g } NH_3$$

? Exercise 7.5.2

How many grams of N_2 are needed to produce 2.17 mol of NH_3 when reacted according to this chemical equation?

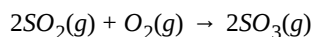


Answer

30.4 g (Note: here we go from a product to a reactant, showing that mole-mass problems can begin and end with any substance in the chemical equation.)

It should be a trivial task now to extend the calculations to **mass-mass calculations**, in which we start with a mass of some substance and end with the mass of another substance in the chemical reaction. For this type of calculation, the molar masses of two different substances must be used—be sure to keep track of which is which. Again, however, it is important to emphasize that before the balanced chemical reaction is used, the mass quantity must first be converted to moles. Then the coefficients of the balanced chemical reaction can be used to convert to moles of another substance, which can then be converted to a mass.

For example, let us determine the number of grams of SO_3 that can be produced by the reaction of 45.3 g of SO_2 and O_2 :



First, we convert the given amount, 45.3 g of SO_2 , to moles of SO_2 using its molar mass (64.06 g/mol):

$$45.3 \text{ g } SO_2 \times \frac{1 \text{ mol } SO_2}{64.06 \text{ g } SO_2} = 0.707 \text{ mol } SO_2$$

Second, we use the balanced chemical reaction to convert from moles of SO_2 to moles of SO_3 :

$$0.707 \text{ mol } SO_2 \times \frac{2 \text{ mol } SO_3}{2 \text{ mol } SO_2} = 0.707 \text{ mol } SO_3$$

Finally, we use the molar mass of SO_3 (80.06 g/mol) to convert to the mass of SO_3 :

$$0.707 \text{ mol } SO_3 \times \frac{80.06 \text{ g } SO_3}{1 \text{ mol } SO_3} = 56.6 \text{ g } SO_3$$

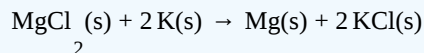
We can also perform all three steps sequentially, writing them on one line as

$$45.3 \text{ g } SO_2 \times \frac{1 \text{ mol } SO_2}{64.06 \text{ g } SO_2} \times \frac{2 \text{ mol } SO_3}{2 \text{ mol } SO_2} \times \frac{80.06 \text{ g } SO_3}{1 \text{ mol } SO_3} = 56.6 \text{ g } SO_3$$

We get the same answer. Note how the initial and all the intermediate units cancel, leaving grams of SO_3 , which is what we are looking for, as our final answer.

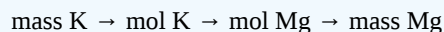
✓ Example 7.5.3

What mass of Mg will be produced when 86.4 g of K are reacted?



Solution

We will simply follow the steps

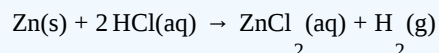


In addition to the balanced chemical equation, we need the molar masses of K (39.09 g/mol) and Mg (24.31 g/mol). In one line,

$$86.4\text{g K} \times \frac{1\text{ mol K}}{39.09\text{g K}} \times \frac{1\text{ mol Mg}}{2\text{mol K}} \times \frac{24.31\text{g Mg}}{1\text{mol Mg}} = 26.9\text{g Mg}$$

? Exercise 7.5.3

What mass of H₂ will be produced when 122 g of Zn are reacted?



Answer

3.77 g

Summary

- Mole quantities of one substance can be related to mass quantities using a balanced chemical equation.
- Mass quantities of one substance can be related to mass quantities using a balanced chemical equation.
- In all cases, quantities of a substance must be converted to moles before the balanced chemical equation can be used to convert to moles of another substance.

This page titled [7.5: Mole-Mass and Mass-Mass Calculations](#) is shared under a [CC BY-NC-SA 3.0](#) license and was authored, remixed, and/or curated by [Theodore Chan](#) via [source content](#) that was edited to the style and standards of the LibreTexts platform.

- [5.5: Mole-Mass and Mass-Mass Calculations](#) by Anonymous is licensed [CC BY-NC-SA 3.0](#). Original source: <https://2012books.lardbucket.org/books/beginning-chemistry>.

7.6: Yields

Learning Objective

- Define and determine theoretical yields, actual yields, and percent yields.

In all the previous calculations we have performed involving balanced chemical equations, we made two assumptions:

- The reaction goes exactly as written.
- The reaction proceeds completely.

In reality, such things as side reactions occur that make some chemical reactions rather messy. For example, in the actual combustion of some carbon-containing compounds, such as methane, some CO is produced as well as CO_2 . However, we will continue to ignore side reactions, unless otherwise noted. The second assumption, that the reaction proceeds completely, is more troublesome. Many chemical reactions do not proceed to completion as written, for a variety of reasons (some of which we will consider in Chapter 13). When we calculate an amount of product assuming that all the reactant reacts, we calculate the **theoretical yield**, an amount that is theoretically produced as calculated using the balanced chemical reaction.

In many cases, however, this is not what really happens. In many cases, less—sometimes, much less—of a product is made during the course of a chemical reaction. The amount that is actually produced in a reaction is called the **actual yield**. By definition, the actual yield is less than or equal to the theoretical yield. If it is not, then an error has been made.

Both theoretical yields and actual yields are expressed in units of moles or grams. It is also common to see something called a percent yield. The **percent yield** is a comparison between the actual yield and the theoretical yield and is defined as

[Math Processing Error]

It does not matter whether the actual and theoretical yields are expressed in moles or grams, as long as they are expressed in the same units. However, the percent yield always has units of percent. Proper percent yields are between 0% and 100%. Again, if percent yield is greater than 100%, an error has been made.

✓ Example *[Math Processing Error]*

A worker reacts 30.5 g of Zn with nitric acid and evaporates the remaining water to obtain 65.2 g of $\text{Zn}(\text{NO}_3)_2$. What are the theoretical yield, the actual yield, and the percent yield?

[Math Processing Error]

Solution

A mass-mass calculation can be performed to determine the theoretical yield. We need the molar masses of Zn (65.39 g/mol) and $\text{Zn}(\text{NO}_3)_2$ (189.41 g/mol). In three steps, the mass-mass calculation is:

[Math Processing Error]

Thus, the theoretical yield is 88.3 g of $\text{Zn}(\text{NO}_3)_2$. The actual yield is the amount that was actually made, which was 65.2 g of $\text{Zn}(\text{NO}_3)_2$. To calculate the percent yield, we take the actual yield and divide it by the theoretical yield and multiply by 100 (Equation *[Math Processing Error]*):

[Math Processing Error]

The worker achieved almost three-fourths of the possible yield.

? Exercise *[Math Processing Error]*

A synthesis produced 2.05 g of NH_3 from 16.5 g of N_2 . What is the theoretical yield and the percent yield?

[Math Processing Error]

*Technically, this is a reversible reaction (with double arrows), but for this exercise consider it irreversible (single arrow).

Answer

theoretical yield = 20.1 g; percent yield = 10.2%

Chemistry is Everywhere: Actual Yields in Drug Synthesis and Purification

Many drugs are the product of several steps of chemical synthesis. Each step typically occurs with less than 100% yield, so the overall percent yield might be very small. The general rule is that the overall percent yield is the product of the percent yields of the individual synthesis steps. For a drug synthesis that has many steps, the overall percent yield can be very tiny, which is one factor in the huge cost of some drugs. For example, if a 10-step synthesis has a percent yield of 90% for each step, the overall yield for the entire synthesis is only 35%. Many scientists work every day trying to improve percent yields of the steps in the synthesis to decrease costs, improve profits, and minimize waste.

Even purifications of complex molecules into drug-quality purity are subject to percent yields. Consider the purification of impure albuterol. Albuterol ($C_{13}H_{21}NO_2$; accompanying figure) is an inhaled drug used to treat asthma, bronchitis, and other obstructive pulmonary diseases. It is synthesized from norepinephrine, a naturally occurring hormone and neurotransmitter. Its initial synthesis makes very impure albuterol that is purified in five chemical steps. The details of the steps do not concern us; only the percent yields do:

A child using an albuterol inhaler, a container of albuterol medication, and a molecular model of albuterol are shown in three combined images.

impure albuterol → intermediate A	percent yield = 70%
intermediate A → intermediate B	percent yield = 100%
intermediate B → intermediate C	percent yield = 40%
intermediate C → intermediate D	percent yield = 72%
intermediate D → purified albuterol	percent yield = 35%
overall percent yield = $70\% \times 100\% \times 40\% \times 72\% \times 35\% = 7.5\%$	

That is, only about *one-fourteenth* of the original material was turned into the purified drug. This demonstrates one reason why some drugs are so expensive—a lot of material is lost in making a high-purity pharmaceutical.




Figure [Math Processing Error] A child using an albuterol inhaler, the container of albuterol medication, and a molecular model of the albuterol molecule. Source: Photo on far left © Thinkstock. Photo in center courtesy of Intropin, http://commons.wikimedia.org/wiki/File:_te_%281%29.JPG.

Summary

Theoretical yield is the calculated yield using the balanced chemical reaction. Actual yield is what is actually obtained in a chemical reaction. Percent yield is a comparison of the actual yield with the theoretical yield.

This page titled 7.6: Yields is shared under a CC BY-NC-SA 3.0 license and was authored, remixed, and/or curated by Theodore Chan via source content that was edited to the style and standards of the LibreTexts platform.

- 5.6: Yields by Anonymous is licensed CC BY-NC-SA 3.0. Original source: <https://2012books.lardbucket.org/books/beginning-chemistry>.

7.7: Limiting Reagents

Learning Objectives

- Identify a limiting reagent from a set of reactants.
- Calculate how much product will be produced from the limiting reagent.
- Calculate how much reactant(s) remains when the reaction is complete.

In addition to the assumption that reactions proceed all the way to completion, one additional assumption we have made about chemical reactions is that all the reactants are present in the proper quantities to react to products; this is not always the case. In Figure [\[Math Processing Error\]](#) we are taking hydrogen atoms and oxygen atoms (left) to make water molecules (right). However, there are not enough oxygen atoms to use up all the hydrogen atoms. We run out of oxygen atoms and cannot make any more water molecules, so the process stops when we run out of oxygen atoms.

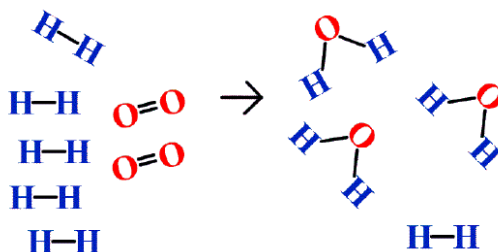


Figure [\[Math Processing Error\]](#): Making Water. In this scenario for making water molecules, we run out of O atoms before we use up all the H atoms. Similar situations exist for many chemical reactions when one reactant runs out before the other.

A similar situation exists for many chemical reactions: you usually run out of one reactant before all of the other reactant has reacted. The reactant you run out of is called the limiting reagent; the other reactant or reactants are considered to be *in excess*. A crucial skill in evaluating the conditions of a chemical process is to determine which reactant is the limiting reagent and which is in excess.

The key to recognizing which reactant is the limiting reagent is based on a mole-mass or mass-mass calculation: whichever reactant gives the *lesser* amount of product is the limiting reagent. What we need to do is determine an amount of one product (either moles or mass), assuming all of each reactant reacts. Whichever reactant gives the least amount of that particular product is the limiting reagent. It does not matter which product we use, as long as we use the same one each time. It does not matter whether we determine the number of moles or grams of that product; however, we will see shortly that knowing the final mass of product can be useful.

For example, consider this reaction:

[\[Math Processing Error\]](#)

Suppose we start a reaction with 50.0 g of As and 50.0 g of O₂. Which one is the limiting reagent? We need to perform two mole-mass calculations, each assuming that each reactant reacts completely. Then we compare the amount of the product produced by each and determine which is less.

The calculations are as follows:

[\[Math Processing Error\]](#)

[\[Math Processing Error\]](#)

Comparing these two answers, it is clear that 0.334 mol of As₂O₃ is less than 1.04 mol of As₂O₃, so arsenic is the limiting reagent. If this reaction is performed under these initial conditions, the arsenic will run out before the oxygen runs out. We say that the oxygen is "in excess."

Identifying the limiting reagent, then, is straightforward. However, there are usually two associated questions: (1) what mass of product (or products) is then actually formed? and (2) what mass of what reactant is left over? The first question is straightforward to answer: simply perform a conversion from the number of moles of product formed to its mass, using its molar mass. For As₂O₃, the molar mass is 197.84 g/mol; knowing that we will form 0.334 mol of As₂O₃ under the given conditions, we will get

[Math Processing Error]

The second question is somewhat more convoluted to answer. First, we must do a mass-mass calculation relating the limiting reagent (here, As) to the other reagent (O₂). Once we determine the mass of O₂ that reacted, we subtract that from the original amount to determine the amount left over. According to the mass-mass calculation,

[Math Processing Error]

Because we reacted 16.0 g of our original O₂, we subtract that from the original amount, 50.0 g, to get the mass of O₂ remaining:

$$50.0 \text{ g O}_2 - 16.0 \text{ g O}_2 \text{ reacted} = 34.0 \text{ g O}_2 \text{ left over}$$

You must remember to perform this final subtraction to determine the amount remaining; a common error is to report the 16.0 g as the amount remaining.

✓ Example [Math Processing Error]

A 5.00 g quantity of Rb is combined with 3.44 g of MgCl₂ according to this chemical reaction:

[Math Processing Error]

What mass of Mg is formed, and what mass of what reactant is left over?

Solution

Because the question asks what mass of magnesium is formed, we can perform two mass-mass calculations and determine which amount is less.

[Math Processing Error]

[Math Processing Error]

The 0.711 g of Mg is the lesser quantity, so the associated reactant—5.00 g of Rb—is the limiting reagent. To determine how much of the other reactant is left, we have to do one more mass-mass calculation to determine what mass of MgCl₂ reacted with the 5.00 g of Rb, and then subtract the amount reacted from the original amount.

[Math Processing Error]

Because we started with 3.44 g of MgCl₂, we have

$$3.44 \text{ g MgCl}_2 - 2.78 \text{ g MgCl}_2 \text{ reacted} = 0.66 \text{ g MgCl}_2 \text{ left}$$

? Exercise [Math Processing Error]

Given the initial amounts listed, what is the limiting reagent, and what is the mass of the leftover reagent?

[Math Processing Error]

Answer

H₂S is the limiting reagent; 1.5 g of MgO are left over.

Summary

The limiting reagent is the reactant that produces the least amount of product. Mass-mass calculations can determine how much product is produced and how much of the other reactants remain.

This page titled [7.7: Limiting Reagents](#) is shared under a [CC BY-NC-SA 3.0](#) license and was authored, remixed, and/or curated by [Theodore Chan](#) via [source content](#) that was edited to the style and standards of the LibreTexts platform.

- [5.7: Limiting Reagents](#) by Anonymous is licensed [CC BY-NC-SA 3.0](#). Original source: <https://2012books.lardbucket.org/books/beginning-chemistry/>.

7.E: Stoichiometry and the Mole (Exercises)

Exercises (Stoichiometry)

1. Think back to the pound cake recipe. What possible conversion factors can you construct relating the components of the recipe?
2. Think back to the pancake recipe. What possible conversion factors can you construct relating the components of the recipe?
3. What are all the conversion factors that can be constructed from the balanced chemical reaction: *[Math Processing Error]*
4. What are all the conversion factors that can be constructed from the balanced chemical reaction $\text{N}_2(\text{g}) + 3\text{H}_2(\text{g}) \rightarrow 2\text{NH}_3(\text{g})$?
5. Given the chemical equation : $\text{Na}(\text{s}) + \text{H}_2\text{O}(\ell) \rightarrow \text{NaOH}(\text{aq}) + \text{H}_2(\text{g})$
 - a. Balance the equation.
 - b. How many molecules of H_2 are produced when 332 atoms of Na react?
6. Given the chemical equation: $\text{S}(\text{s}) + \text{O}_2(\text{g}) \rightarrow \text{SO}_3(\text{g})$
 - a. Balance the equation.
 - b. How many molecules of O_2 are needed when 38 atoms of S react?
7. For the balanced chemical equation:

$$6\text{H}^+(\text{aq}) + 2\text{MnO}_4^-(\text{aq}) + 5\text{H}_2\text{O}_2(\ell) \rightarrow 2\text{Mn}^{2+}(\text{aq}) + 5\text{O}_2(\text{g}) + 8\text{H}_2\text{O}(\ell)$$
 how many molecules of H_2O are produced when 75 molecules of H_2O_2 react?
8. For the balanced chemical reaction

$$2\text{C}_6\text{H}_6(\ell) + 15\text{O}_2(\text{g}) \rightarrow 12\text{CO}_2(\text{g}) + 6\text{H}_2\text{O}(\ell)$$
 how many molecules of CO_2 are produced when 56 molecules of C_6H_6 react?
9. Given the balanced chemical equation

$$\text{Fe}_2\text{O}_3(\text{s}) + 3\text{SO}_3(\text{g}) \rightarrow \text{Fe}_2(\text{SO}_4)_3$$
 how many molecules of $\text{Fe}_2(\text{SO}_4)_3$ are produced if 321 atoms of S are reacted?
10. For the balanced chemical equation

$$\text{CuO}(\text{s}) + \text{H}_2\text{S}(\text{g}) \rightarrow \text{CuS} + \text{H}_2\text{O}(\ell)$$
 how many molecules of CuS are formed if 9,044 atoms of H react?
11. For the balanced chemical equation

$$\text{Fe}_2\text{O}_3(\text{s}) + 3\text{SO}_3(\text{g}) \rightarrow \text{Fe}_2(\text{SO}_4)_3$$
 suppose we need to make 145,000 molecules of $\text{Fe}_2(\text{SO}_4)_3$. How many molecules of SO_3 do we need?
12. One way to make sulfur hexafluoride is to react thioformaldehyde, CH_2S , with elemental fluorine:

$$\text{CH}_2\text{S} + 6\text{F}_2 \rightarrow \text{CF}_4 + 2\text{HF} + \text{SF}_6$$
 If 45,750 molecules of SF_6 are needed, how many molecules of F_2 are required?
13. Construct the three independent conversion factors possible for these two reactions:
 - a. $2\text{H}_2 + \text{O}_2 \rightarrow 2\text{H}_2\text{O}$
 - b. $\text{H}_2 + \text{O}_2 \rightarrow \text{H}_2\text{O}_2$

Why are the ratios between H_2 and O_2 different?

The conversion factors are different because the stoichiometries of the balanced chemical reactions are different.

File failed to load: <https://cdnjs.cloudflare.com/ajax/libs/mathjax/2.7.3/jax/output/HTML-CSS/jax.js> tions:

- a. $2\text{Na} + \text{Cl}_2 \rightarrow 2\text{NaCl}$
- b. $4\text{Na} + 2\text{Cl}_2 \rightarrow 4\text{NaCl}$

What similarities, if any, exist in the conversion factors from these two reactions?

Answers

1. *[Math Processing Error]* or *[Math Processing Error]* are two conversion factors that can be constructed from the pound cake recipe. Other conversion factors are also possible.
3. *[Math Processing Error]* , *[Math Processing Error]* , *[Math Processing Error]* and their reciprocals are the conversion factors that can be constructed.
5.
 - a. $2\text{Na(s)} + 2\text{H}_2\text{O(l)} \rightarrow 2\text{NaOH(aq)} + \text{H}_2\text{(g)}$
 - b. 166 molecules
7. 120 molecules
9. 107 molecules
11. 435,000 molecules
13.
 - a. *[Math Processing Error]*
 - b. *[Math Processing Error]*

Excercises (The Mole)

1. How many atoms are present in 4.55 mol of Fe?
2. How many atoms are present in 0.0665 mol of K?
3. How many molecules are present in 2.509 mol of H_2S ?
4. How many molecules are present in 0.336 mol of acetylene (C_2H_2)?
5. How many moles are present in 3.55×10^{24} Pb atoms?
6. How many moles are present in 2.09×10^{22} Ti atoms?
7. How many moles are present in 1.00×10^{23} PF_3 molecules?
8. How many moles are present in 5.52×10^{25} penicillin molecules?
9. Determine the molar mass of each substance.
 - a. Si
 - b. SiH_4
 - c. K_2O
10. Determine the molar mass of each substance.
 - a. Cl_2
 - b. SeCl_2
 - c. $\text{Ca}(\text{C}_2\text{H}_3\text{O}_2)_2$

File failed to load: <https://cdnjs.cloudflare.com/ajax/libs/mathjax/2.7.3/jax/output/HTML-CSS/jax.js>

- a. Al
- b. Al_2O_3
- c. CoCl_3

12. Determine the molar mass of each substance.

- a. O_3
- b. NaI
- c. $\text{C}_{12}\text{H}_{22}\text{O}_{11}$

13. What is the mass of 4.44 mol of Rb?

14. What is the mass of 0.311 mol of Xe?

15. What is the mass of 12.34 mol of $\text{Al}_2(\text{SO}_4)_3$?

16. What is the mass of 0.0656 mol of PbCl_2 ?

17. How many moles are present in 45.6 g of CO?

18. How many moles are present in 0.00339 g of LiF?

19. How many moles are present in 1.223 g of SF_6 ?

20. How many moles are present in 48.8 g of BaCO_3 ?

21. How many moles are present in 54.8 mL of mercury if the density of mercury is 13.6 g/mL?

22. How many moles are present in 56.83 mL of O_2 if the density of O_2 is 0.00133 g/mL?

Answers

1. 2.74×10^{24} atoms

3. 1.511×10^{24} molecules

5. 5.90 mol

7. 0.166 mol

9.

- a. 28.086 g
- b. 32.118 g
- c. 94.195 g

11.

- a. 26.981 g
- b. 101.959 g
- c. 165.292 g

13. 379 g

15. 4,222 g

17. 1.63 mol

19. 0.00274 mol

File failed to load: <https://cdnjs.cloudflare.com/ajax/libs/mathjax/2.7.3/jax/output/HTML-CSS/jax.js>

21. 3.72 mol

Exercises (The Mole in Chemical Reactions)

- Express in mole terms what this chemical equation means: $\text{CH}_4 + 2\text{O}_2 \rightarrow \text{CO}_2 + 2\text{H}_2\text{O}$
- Express in mole terms what this chemical equation means.
 $\text{Na}_2\text{CO}_3 + 2\text{HCl} \rightarrow 2\text{NaCl} + \text{H}_2\text{O} + \text{CO}_2$
- How many molecules of each substance are involved in the equation in Exercise 1 if it is interpreted in terms of moles?
- How many molecules of each substance are involved in the equation in Exercise 2 if it is interpreted in terms of moles?
- For the chemical equation
 $2\text{C}_2\text{H}_6 + 7\text{O}_2 \rightarrow 4\text{CO}_2 + 6\text{H}_2\text{O}$
what equivalents can you write in terms of moles? Use the \rightleftharpoons sign.
- For the chemical equation
 $2\text{Al} + 3\text{Cl}_2 \rightarrow 2\text{AlCl}_3$
what equivalents can you write in terms of moles? Use the \rightleftharpoons sign.
- Write the balanced chemical reaction for the combustion of C_5H_{12} (the products are CO_2 and H_2O) and determine how many moles of H_2O are formed when 5.8 mol of O_2 are reacted.
- Write the balanced chemical reaction for the formation of $\text{Fe}_2(\text{SO}_4)_3$ from Fe_2O_3 and SO_3 and determine how many moles of $\text{Fe}_2(\text{SO}_4)_3$ are formed when 12.7 mol of SO_3 are reacted.
- For the balanced chemical equation
 $3\text{Cu(s)} + 2\text{NO}_3^-(\text{aq}) + 8\text{H}^+(\text{aq}) \rightarrow 3\text{Cu}^{2+}(\text{aq}) + 4\text{H}_2\text{O}(\ell) + 2\text{NO(g)}$
how many moles of Cu^{2+} are formed when 55.7 mol of H^+ are reacted?
- For the balanced chemical equation
 $\text{Al(s)} + 3\text{Ag}^+(\text{aq}) \rightarrow \text{Al}^{3+}(\text{aq}) + 3\text{Ag(s)}$
how many moles of Ag are produced when 0.661 mol of Al are reacted?
- For the balanced chemical reaction
 $4\text{NH}_3(\text{g}) + 5\text{O}_2(\text{g}) \rightarrow 4\text{NO(g)} + 6\text{H}_2\text{O}(\ell)$
how many moles of H_2O are produced when 0.669 mol of NH_3 react?
- For the balanced chemical reaction
 $4\text{NaOH(aq)} + 2\text{S(s)} + 3\text{O}_2(\text{g}) \rightarrow 2\text{Na}_2\text{SO}_4(\text{aq}) + 2\text{H}_2\text{O}(\ell)$
how many moles of Na_2SO_4 are formed when 1.22 mol of O_2 react?
- For the balanced chemical reaction
 $4\text{KO}_2(\text{s}) + 2\text{CO}_2(\text{g}) \rightarrow 2\text{K}_2\text{CO}_3(\text{s}) + 3\text{O}_2(\text{g})$
determine the number of moles of both products formed when 6.88 mol of KO_2 react.
- For the balanced chemical reaction
 $2\text{AlCl}_3 + 3\text{H}_2\text{O}(\ell) \rightarrow \text{Al}_2\text{O}_3 + 6\text{HCl(g)}$
determine the number of moles of both products formed when 0.0552 mol of AlCl_3 react.

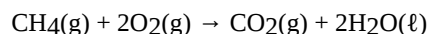
Answers

File failed to load: <https://cdnjs.cloudflare.com/ajax/libs/mathjax/2.7.3/jax/output/HTML-CSS/jax.js> H_2O .

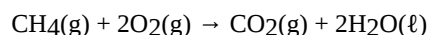
3. 6.022×10^{23} molecules of CH_4 , 1.2044×10^{24} molecules of O_2 , 6.022×10^{23} molecules of CO_2 , and 1.2044×10^{24} molecules of H_2O
5. 2 mol of $\text{C}_2\text{H}_6 \rightleftharpoons 7$ mol of $\text{O}_2 \rightleftharpoons 4$ mol of $\text{CO}_2 \rightleftharpoons 6$ mol of H_2O
7. $\text{C}_5\text{H}_{12} + 8\text{O}_2 \rightarrow 5\text{CO}_2 + 6\text{H}_2\text{O}$; 4.4 mol
9. 20.9 mol
11. 1.00 mol
13. 3.44 mol of K_2CO_3 ; 5.16 mol of O_2

Exercises (Mole-Mass and Mass-Mass Calculations)

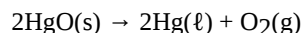
1. What mass of CO_2 is produced by the combustion of 1.00 mol of CH_4 ?



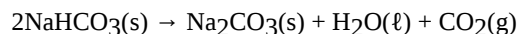
2. What mass of H_2O is produced by the combustion of 1.00 mol of CH_4 ?



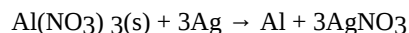
3. What mass of HgO is required to produce 0.692 mol of O_2 ?



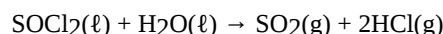
4. What mass of NaHCO_3 is needed to produce 2.659 mol of CO_2 ?



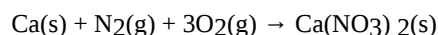
5. How many moles of Al can be produced from 10.87 g of Ag ?



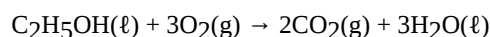
6. How many moles of HCl can be produced from 0.226 g of SOCl_2 ?



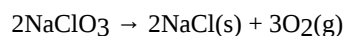
7. How many moles of O_2 are needed to prepare 1.00 g of $\text{Ca}(\text{NO}_3)_2$?



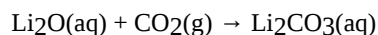
8. How many moles of $\text{C}_2\text{H}_5\text{OH}$ are needed to generate 106.7 g of H_2O ?



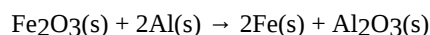
9. What mass of O_2 can be generated by the decomposition of 100.0 g of NaClO_3 ?



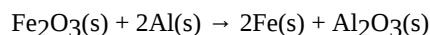
10. What mass of Li_2O is needed to react with 1,060 g of CO_2 ?



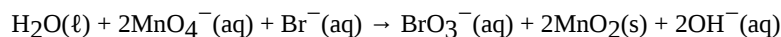
11. What mass of Fe_2O_3 must be reacted to generate 324 g of Al_2O_3 ?



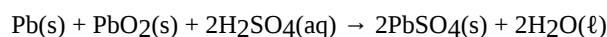
12. What mass of Fe is generated when 100.0 g of Al are reacted?



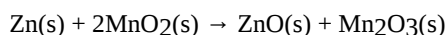
13. What mass of MnO_2 is produced when 445 g of H_2O are reacted?



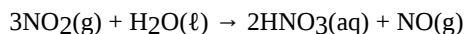
14. What mass of PbSO_4 is produced when 29.6 g of H_2SO_4 are reacted?



File failed to load: <https://cdnjs.cloudflare.com/ajax/libs/mathjax/2.7.3/jax/output/HTML-CSS/jax.js>



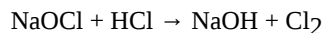
16. If 14.7 g of NO_2 are reacted, what mass of H_2O is reacted with it?



17. If 88.4 g of CH_2S are reacted, what mass of HF is produced?



18. If 100.0 g of Cl_2 are needed, what mass of NaOCl must be reacted?



Answers

1. 44.0 g

3. 3.00×10^2 g

5. . 0.0336 mol

7. 0.0183 mol

9. 45.1 g

11. 507 g

13. 4.30×10^3 g

15. 163 g

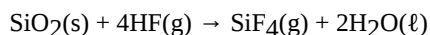
17. 76.7 g

Exercises (Yields)

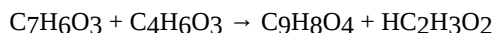
1. What is the difference between the theoretical yield and the actual yield?

2. What is the difference between the actual yield and the percent yield?

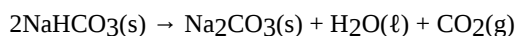
3. A worker isolates 2.675 g of SiF_4 after reacting 2.339 g of SiO_2 with HF . What are the theoretical yield and the actual yield?



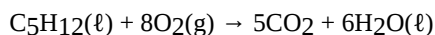
4. A worker synthesizes aspirin, $\text{C}_9\text{H}_8\text{O}_4$, according to this chemical equation. If 12.66 g of $\text{C}_7\text{H}_6\text{O}_3$ are reacted and 12.03 g of aspirin are isolated, what are the theoretical yield and the actual yield?



5. A chemist decomposes 1.006 g of NaHCO_3 and obtains 0.0334 g of Na_2CO_3 . What are the theoretical yield and the actual yield?



6. A chemist combusts a 3.009 g sample of C_5H_{12} and obtains 3.774 g of H_2O . What are the theoretical yield and the actual yield?



7. What is the percent yield in Exercise 3?

8. What is the percent yield in Exercise 4?

9. What is the percent yield in Exercise 5?

10. What is the percent yield in Exercise 6?

Answers

1. Theoretical yield is what you expect stoichiometrically from a chemical reaction; actual yield is what you actually get from a chemical reaction.

2. theoretical yield = 4.052 g; actual yield = 2.675 g

File failed to load: <https://cdnjs.cloudflare.com/ajax/libs/mathjax/2.7.3/jax/output/HTML-CSS/jax.js>

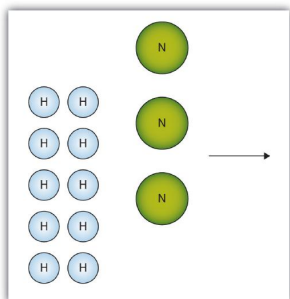
5. theoretical yield = 0.635 g; actual yield = 0.0334 g

7. 66.02%

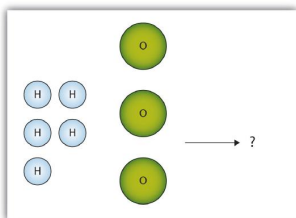
9. 5.26%

Exercises (Limiting Reagents)

1. The box below shows a group of nitrogen and hydrogen molecules that will react to produce ammonia, NH_3 . What is the limiting reagent?



2. The box below shows a group of hydrogen and oxygen molecules that will react to produce water, H_2O . What is the limiting reagent?



3. Given the statement “20.0 g of methane is burned in excess oxygen,” is it obvious which reactant is the limiting reagent?
4. Given the statement “the metal is heated in the presence of excess hydrogen,” is it obvious which substance is the limiting reagent despite not specifying any quantity of reactant?
5. Acetylene (C_2H_2) is formed by reacting 7.08 g of C and 4.92 g of H_2 .
- $$2\text{C(s)} + \text{H}_2(\text{g}) \rightarrow \text{C}_2\text{H}_2(\text{g})$$
- What is the limiting reagent? How much of the other reactant is in excess?
6. Ethane (C_2H_6) is formed by reacting 7.08 g of C and 4.92 g of H_2 .
- $$2\text{C(s)} + 3\text{H}_2(\text{g}) \rightarrow \text{C}_2\text{H}_6(\text{g})$$
- What is the limiting reagent? How much of the other reactant is in excess?
7. Given the initial amounts listed, what is the limiting reagent, and how much of the other reactant is in excess?
- [Math Processing Error]*
8. Given the initial amounts listed, what is the limiting reagent, and how much of the other reactant is in excess?
- [Math Processing Error]*
9. To form the precipitate PbCl_2 , 2.88 g of NaCl and 7.21 g of $\text{Pb}(\text{NO}_3)_2$ are mixed in solution. How much precipitate is formed? How much of which reactant is in excess?
10. In a neutralization reaction, 18.06 g of KOH are reacted with 13.43 g of HNO_3 . What mass of H_2O is produced, and what mass of which reactant is in excess?

File failed to load: <https://cdnjs.cloudflare.com/ajax/libs/mathjax/2.7.3/jax/output/HTML-CSS/jax.js>

Answers

1. Nitrogen is the limiting reagent.
3. Yes; methane is the limiting reagent.
5. C is the limiting reagent; 4.33 g of H₂ are left over.
7. H₂O is the limiting reagent; 25.9 g of P₄O₆ are left over.
9. 6.06 g of PbCl₂ are formed; 0.33 g of NaCl is left over.

Additional Exercises

1. How many molecules of O₂ will react with 6.022×10^{23} molecules of H₂ to make water? The reaction is $2\text{H}_2(\text{g}) + \text{O}_2(\text{g}) \rightarrow 2\text{H}_2\text{O}(\ell)$.
2. How many molecules of H₂ will react with 6.022×10^{23} molecules of N₂ to make ammonia? The reaction is $\text{N}_2(\text{g}) + 3\text{H}_2(\text{g}) \rightarrow 2\text{NH}_3(\text{g})$.
3. How many moles are present in 6.411 kg of CO₂? How many molecules is this?
4. How many moles are present in 2.998 mg of SCl₄? How many molecules is this?
5. What is the mass in milligrams of 7.22×10^{20} molecules of CO₂?
6. What is the mass in kilograms of 3.408×10^{25} molecules of SiS₂?
7. What is the mass in grams of 1 molecule of H₂O?
8. What is the mass in grams of 1 atom of Al?
9. What is the volume of 3.44 mol of Ga if the density of Ga is 6.08 g/mL?
10. What is the volume of 0.662 mol of He if the density of He is 0.1785 g/L?
11. For the chemical reaction

$$2\text{C}_4\text{H}_{10}(\text{g}) + 13\text{O}_2(\text{g}) \rightarrow 8\text{CO}_2(\text{g}) + 10\text{H}_2\text{O}(\ell)$$
 assume that 13.4 g of C₄H₁₀ reacts completely to products. The density of CO₂ is 1.96 g/L. What volume in liters of CO₂ is produced?
12. For the chemical reaction

$$2\text{GaCl}_3(\text{s}) + 3\text{H}_2(\text{g}) \rightarrow 2\text{Ga}(\ell) + 6\text{HCl}(\text{g})$$
 if 223 g of GaCl₃ reacts completely to products and the density of Ga is 6.08 g/mL, what volume in milliliters of Ga is produced?
13. Calculate the mass of each product when 100.0 g of CuCl react according to the reaction

$$2\text{CuCl}(\text{aq}) \rightarrow \text{CuCl}_2(\text{aq}) + \text{Cu}(\text{s})$$
 What do you notice about the sum of the masses of the products? What concept is being illustrated here?
14. Calculate the mass of each product when 500.0 g of SnCl₂ react according to the reaction

$$2\text{SnCl}_2(\text{aq}) \rightarrow \text{SnCl}_4(\text{aq}) + \text{Sn}(\text{s})$$
 What do you notice about the sum of the masses of the products? What concept is being illustrated here?
15. What mass of CO₂ is produced from the combustion of 1 gal of gasoline? The chemical formula of gasoline can be approximated as C₈H₁₈. Assume that there are 2,801 g of gasoline per gallon.
16. What mass of H₂O is produced from the combustion of 1 gal of gasoline? The chemical formula of gasoline can be approximated as C₈H₁₈. Assume that there are 2,801 g of gasoline per gallon.
17. A chemical reaction has a theoretical yield of 19.98 g and a percent yield of 88.40%. What is the actual yield?
18. A chemical reaction has an actual yield of 10.08 g and a percent yield of 88.40%. What is the theoretical yield?

File failed to load: <https://cdnjs.cloudflare.com/ajax/libs/mathjax/2.7.3/jax/output/HTML-CSS/jax.js>

19. Given the initial amounts listed, what is the limiting reagent, and how much of the other reactants are in excess?

[Math Processing Error]

20. Given the initial amounts listed, what is the limiting reagent, and how much of the other reactants are in excess?

[Math Processing Error]

21. Verify that it does not matter which product you use to predict the limiting reagent by using both products in this combustion reaction to determine the limiting reagent and the amount of the reactant in excess. Initial amounts of each reactant are given.

[Math Processing Error]

22. Just in case you suspect Exercise 21 is rigged, do it for another chemical reaction and verify that it does not matter which product you use to predict the limiting reagent by using both products in this combustion reaction to determine the limiting reagent and the amount of the reactant in excess. Initial amounts of each reactant are given.

[Math Processing Error]

Answers

1. 1.2044×10^{24} molecules

3. 145.7 mol; 8.77×10^{25} molecules

5. 52.8 mg

7. 2.99×10^{-23} g

9. 39.4 mL

11. 20.7 L

13. 67.91 g of CuCl_2 ; 32.09 g of Cu. The two masses add to 100.0 g, the initial amount of starting material, demonstrating the law of conservation of matter.

15. 8,632 g

17. 17.66 g

19. The limiting reagent is NaOH; 21.9 g of P_4 and 3.61 g of H_2O are left over.

21. Both products predict that O_2 is the limiting reagent; 20.3 g of C_3H_8 are left over.

This page titled [7.E: Stoichiometry and the Mole \(Exercises\)](#) is shared under a [CC BY-NC-SA 3.0](#) license and was authored, remixed, and/or curated by [Theodore Chan](#) via [source content](#) that was edited to the style and standards of the LibreTexts platform.

File failed to load: <https://cdnjs.cloudflare.com/ajax/libs/mathjax/2.7.3/jax/output/HTML-CSS/jax.js>

CHAPTER OVERVIEW

8: Gases

Of the three basic phases of matter—solids, liquids, and gases—only one of them has predictable physical properties: gases. In fact, the study of the properties of gases was the beginning of the development of modern chemistry from its alchemical roots. The interesting thing about some of these properties is that they are independent of the identity of the gas. That is, it doesn't matter if the gas is helium gas, oxygen gas, or sulfur vapors; some of their behavior is predictable and, as we will find, very similar. In this chapter, we will review some of the common behaviors of gases.

Let us start by reviewing some properties of gases. Gases have no definite shape or volume; they tend to fill whatever container they are in. They can compress and expand, sometimes to a great extent. Gases have extremely low densities, one-thousandth or less the density of a liquid or solid. Combinations of gases tend to mix together spontaneously; that is, they form solutions. Air, for example, is a solution of mostly nitrogen and oxygen. Any understanding of the properties of gases must be able to explain these characteristics.

[8.1: Prelude to Gases](#)

[8.2: Kinetic Theory of Gases](#)

[8.3: Pressure](#)

[8.4: Gas Laws](#)

[8.5: Other Gas Laws](#)

[8.6: The Ideal Gas Law and Some Applications](#)


[8.7: Gas Mixtures](#)

[8.E: Gases \(Exercises\)](#)

This page titled [8: Gases](#) is shared under a [CC BY-NC-SA 3.0](#) license and was authored, remixed, and/or curated by [Theodore Chan](#) via [source content](#) that was edited to the style and standards of the LibreTexts platform.

8.1: Prelude to Gases

Perhaps one of the most spectacular chemical reactions involving a gas occurred on May 6, 1937, when the German airship *Hindenburg* exploded on approach to the Naval Air Station in Lakehurst, New Jersey. The actual cause of the explosion is still unknown, but the entire volume of hydrogen gas used to float the airship, about $200,000 \text{ m}^3$, burned in less than one minute. Thirty-six people, including one on the ground, were killed. Hydrogen is the lightest known gas. Any balloon filled with hydrogen gas will float in air if its mass is not too great. This makes hydrogen an obvious choice for flying machines based on balloons—airships, dirigibles, and blimps.



The German airship Hindenburg (left) was one of the largest airships ever built. However, it was filled with hydrogen gas and exploded in Lakehurst, New Jersey, at the end of a transatlantic voyage in May 1937 (right).

However, hydrogen also has one obvious drawback—it burns in air according to the well-known chemical equation:

[Math Processing Error]

So although hydrogen is an obvious choice, it is also a dangerous choice. Helium gas is also lighter than air and has 92% of the lifting power of hydrogen. Why, then, was helium not used in the *Hindenburg*? In the 1930s, helium was much more expensive. In addition, the best source of helium at the time was the United States, which banned helium exports to pre-World War II Germany. Today all airships use helium, a legacy of the *Hindenburg* disaster.

This page titled [8.1: Prelude to Gases](#) is shared under a [CC BY-NC-SA 3.0](#) license and was authored, remixed, and/or curated by [Theodore Chan](#) via [source content](#) that was edited to the style and standards of the LibreTexts platform.

- [6.1: Prelude to Gases](#) by Anonymous is licensed [CC BY-NC-SA 3.0](#). Original source: <https://2012books.lardbucket.org/books/beginning-chemistry>.

8.2: Kinetic Theory of Gases

Learning Objectives

- State the major concepts behind the kinetic theory of gases.
- Relate the general properties of gases to the kinetic theory.

Gases were among the first substances studied in terms of the modern scientific method, which was developed in the 1600s. It did not take long to recognize that gases all shared certain physical behaviors, suggesting that all gases could be described by one all-encompassing theory. Today, that theory is the **kinetic theory of gases**. The kinetic theory of gases is based on the following statements:

1. Gases consist of tiny particles of matter that are in constant motion.
2. Gas particles are constantly colliding with each other and the walls of a container. These collisions are elastic—that is, there is no net loss of energy from the collisions.
3. Gas particles are separated by large distances, with the size of a gas particle tiny compared to the distances that separate them.
4. There are no interactive forces (i.e., attraction or repulsion) between the particles of a gas.
5. The average speed of gas particles is dependent on the temperature of the gas.

Figure [\[Math Processing Error\]](#) shows a representation of how we mentally picture the gas phase.

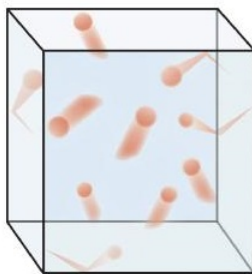


Figure [\[Math Processing Error\]](#): The Kinetic Theory of Gases. The kinetic theory of gases describes this state of matter as composed of tiny particles in constant motion, with a lot of distance between the particles.

This model of gases explains some of the physical properties of gases. Because most of a gas is empty space, a gas has a low density and can expand or contract under the appropriate influence. The fact that gas particles are in constant motion means that two or more gases will always mix, as the particles from the individual gases move and collide with each other.

An **ideal gas** is a gas that exactly follows the statements of the kinetic theory. Unfortunately, *real gases* are not ideal. Many gases deviate slightly from agreeing perfectly with the kinetic theory of gases. However, most gases adhere to the statements, and the kinetic theory of gases is well accepted by the scientific community.

- The physical behavior of gases is explained by the kinetic theory of gases.
- An ideal gas adheres exactly to the kinetic theory of gases.

This page titled [8.2: Kinetic Theory of Gases](#) is shared under a [CC BY-NC-SA 3.0](#) license and was authored, remixed, and/or curated by [Theodore Chan](#) via [source content](#) that was edited to the style and standards of the LibreTexts platform.

- [6.2: Kinetic Theory of Gases](#) by Anonymous is licensed [CC BY-NC-SA 3.0](#). Original source: <https://2012books.lardbucket.org/books/beginning-chemistry>.

File failed to load: <https://cdnjs.cloudflare.com/ajax/libs/mathjax/2.7.3/jax/output/HTML-CSS/jax.js>

8.3: Pressure

Learning Objectives

- Define *pressure*.
- Learn the units of pressure and how to convert between them.

The kinetic theory of gases indicates that gas particles are always in motion and are colliding with other particles and the walls of the container holding them. Although collisions with container walls are elastic (i.e., there is no net energy gain or loss because of the collision), a gas particle does exert a force on the wall during the collision. The accumulation of all these forces, distributed over the area of the walls of the container, causes pressure. **Pressure** (*[Math Processing Error]*) is defined as the force of all the gas particle/wall collisions divided by the area of the wall:

[Math Processing Error]

All gases exert pressure; it is one of the fundamental measurable quantities of this phase of matter. Even our atmosphere exerts pressure—in this case, the gas is being "held in" by the earth's gravity, rather than the gas being in a container. The pressure of the atmosphere is about 14.7 pounds of force for every square inch of surface area: 14.7 lb/in².

Pressure has a variety of units. The formal, SI-approved unit of pressure is the *pascal* (Pa), which is defined as 1 N/m² (one newton of force over an area of one square meter). However, this is usually too small in magnitude to be useful. A common unit of pressure is the **atmosphere** (atm), which was originally defined as the average atmospheric pressure at sea level.

However, "average atmospheric pressure at sea level" is difficult to pinpoint because of atmospheric pressure variations. A more reliable and common unit is **millimeters of mercury** (mmHg), which is the amount of pressure exerted by a column of mercury exactly 1 mm high. An equivalent unit is the **torr**, which equals 1 mmHg. (The torr is named after Evangelista Torricelli, a seventeenth-century Italian scientist who invented the mercury barometer.) With these definitions of pressure, the atmosphere unit is redefined: 1 atm is defined as exactly 760 mmHg, or 760 torr. We thus have the following equivalencies:

$$1 \text{ atm} = 760 \text{ mmHg} = 760 \text{ torr}$$

We can use these equivalencies as with any equivalencies—to perform conversions from one unit to another. Relating these to the formal SI unit of pressure, 1 atm = 101,325 Pa.

✓ Example *[Math Processing Error]*: Pressure Conversion

How many atmospheres are there in 595 torr?

Solution

Using the pressure equivalencies, we construct a conversion factor between torr and atmospheres:

[Math Processing Error]

[Math Processing Error]

Because the numbers in the conversion factor are exact, the number of significant figures in the final answer is determined by the initial value of pressure.

? Exercise *[Math Processing Error]*

How many atmospheres are there in 1,022 torr?

Answer

1.345 atm

File failed to load: <https://cdnjs.cloudflare.com/ajax/libs/mathjax/2.7.3/jax/output/HTML-CSS/jax.js>

✓ Example *[Math Processing Error]*: Mars

The atmosphere on Mars is largely CO₂ at a pressure of 6.01 mmHg. What is this pressure in atmospheres?

Solution

Use the pressure equivalencies to construct the proper conversion factor between millimeters of mercury and atmospheres.

[Math Processing Error]

At the end, we expressed the answer in scientific notation.

? Exercise *[Math Processing Error]*

Atmospheric pressure is low in the eye of a hurricane. In a 1979 hurricane in the Pacific Ocean, a pressure of 0.859 atm was reported inside the eye. What is this pressure in torr?

Answer

652 torr

Summary

- Pressure is a force exerted over an area.
- Pressure has several common units that can be converted.

This page titled [8.3: Pressure](#) is shared under a [CC BY-NC-SA 3.0](#) license and was authored, remixed, and/or curated by [Theodore Chan](#) via [source content](#) that was edited to the style and standards of the LibreTexts platform.

- [6.3: Pressure](#) by Anonymous is licensed [CC BY-NC-SA 3.0](#). Original source: <https://2012books.lardbucket.org/books/beginning-chemistry>.

File failed to load: <https://cdnjs.cloudflare.com/ajax/libs/mathjax/2.7.3/jax/output/HTML-CSS/jax.js>

8.4: Gas Laws

Learning Objectives

- Learn what is meant by the term *gas laws*.
- Learn and apply Boyle's law.
- Learn and apply Charles's law.

When seventeenth-century scientists began studying the physical properties of gases, they noticed some simple relationships between some of the measurable properties of the gas. Take pressure (P) and volume (V), for example. Scientists noted that for a given amount of a gas (usually expressed in units of moles [n]), if the temperature (T) of the gas was kept constant, pressure and volume were related: As one increases, the other decreases. As one decreases, the other increases. We say that pressure and volume are *inversely related*.

There is more to it, however: pressure and volume of a given amount of gas at constant temperature are *numerically* related. If you take the pressure value and multiply it by the volume value, the product is a constant for a given amount of gas at a constant temperature:

$$P \times V = \text{constant at constant } n \text{ and } T$$

If either volume or pressure changes while amount and temperature stay the same, then the other property must change so that the product of the two properties still equals that same constant. That is, if the original conditions are labeled P_1 and V_1 and the new conditions are labeled P_2 and V_2 , we have

$$P_1V_1 = \text{constant} = P_2V_2$$

where the properties are assumed to be multiplied together. Leaving out the middle part, we have simply

$$P_1V_1 = P_2V_2 \text{ at constant } n \text{ and } T$$

This equation is an example of a gas law. A **gas law** is a simple mathematical formula that allows you to model, or predict, the behavior of a gas. This particular gas law is called **Boyle's law**, after the English scientist Robert Boyle, who first announced it in 1662. Figure [\[Math Processing Error\]](#) shows two representations of how Boyle's law works.

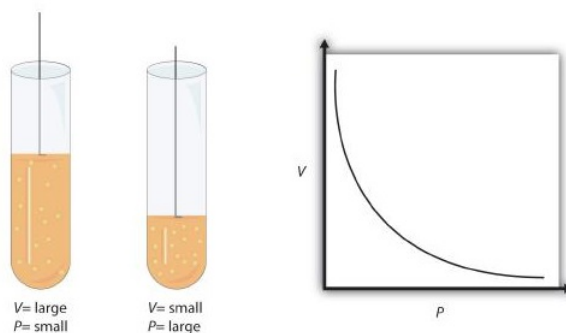


Figure [\[Math Processing Error\]](#): Boyle's Law. A piston having a certain pressure and volume (left piston) will have half the volume when its pressure is twice as much (right piston). One can also plot P versus V for a given amount of gas at a certain temperature; such a plot will look like the graph on the right.

Boyle's law is an example of a second type of mathematical problem we see in chemistry—one based on a mathematical formula. Tactics for working with mathematical formulas are different from tactics for working with conversion factors. First, most of the questions you will have to answer using formulas are word-type questions, so the first step is to identify what quantities are known and assign them to variables. Second, in most formulas, some mathematical rearrangements (i.e., algebra) must be performed to solve for an unknown variable. The rule is that to find the value of the unknown variable, you must mathematically isolate the unknown variable *by itself and in the numerator* of one side of the equation. Finally, units must be consistent. For example, in Boyle's law there are two pressure variables; they must have the same unit. There are also two volume variables; they also must have the same unit. In most cases, it won't matter *what* the unit is, but the unit must be the *same* on both sides of the equation.

✓ Example [Math Processing Error]

A sample of gas has an initial pressure of 2.44 atm and an initial volume of 4.01 L. Its pressure changes to 1.93 atm. What is the new volume if temperature and amount are kept constant?

Solution

First, determine what quantities we are given. We are given an initial pressure and an initial volume, so let these values be P_1 and V_1 :

$$P_1 = 2.44 \text{ atm and } V_1 = 4.01 \text{ L}$$

We are given another quantity, final pressure of 1.93 atm, but not a final volume. This final volume is the variable we will solve for.

$$P_2 = 1.93 \text{ atm and } V_2 = ? \text{ L}$$

Substituting these values into Boyle's law, we get

$$(2.44 \text{ atm})(4.01 \text{ L}) = (1.93 \text{ atm})V_2$$

To solve for the unknown variable, we isolate it by dividing both sides of the equation by 1.93 atm—both the number *and* the unit:

$$[Math Processing Error]$$

Note that, on the left side of the equation, the unit *atm* is in the numerator and the denominator of the fraction. They cancel algebraically, just as a number would. On the right side, the unit *atm* and the number 1.93 are in the numerator and the denominator, so the entire quantity cancels:

$$[Math Processing Error]$$

What we have left is

$$[Math Processing Error]$$

Now we simply multiply and divide the numbers together and combine the answer with the [Math Processing Error] unit, which is a unit of volume. Doing so, we get [Math Processing Error]

Does this answer make sense? We know that pressure and volume are inversely related; as one decreases, the other increases. Pressure is decreasing (from 2.44 atm to 1.93 atm), so volume should be increasing to compensate, and it is (from 4.01 L to 5.07 L). So the answer makes sense based on Boyle's law.

? Exercise [Math Processing Error]

If $P_1 = 334 \text{ torr}$, $V_1 = 37.8 \text{ mL}$, and $P_2 = 102 \text{ torr}$, what is V_2 ?

Answer

124 mL

As mentioned, you can use any units for pressure or volume, but both pressures must be expressed in the same units, and both volumes must be expressed in the same units.

✓ Example [Math Processing Error]

A sample of gas has an initial pressure of 722 torr and an initial volume of 88.8 mL. Its volume changes to 0.663 L. What is the new pressure?

Solution

We can still use Boyle's law to answer this, but now the two volume quantities have different units. It does not matter which unit we change, as long as we perform the conversion correctly. Let us change the 0.663 L to milliliters:

$$[Math Processing Error]$$

Now that both volume quantities have the same units, we can substitute into Boyle's law:

[Math Processing Error]

[Math Processing Error]

The mL units cancel, and we multiply and divide the numbers to get $P_2 = 96.7$ torr

The volume is increasing, and the pressure is decreasing, which is as expected for Boyle's law.

? Exercise [Math Processing Error]

If $V_1 = 456$ mL, $P_1 = 308$ torr, and $P_2 = 1.55$ atm, what is V_2 ?

Answer

119 mL

There are other measurable characteristics of a gas. One of them is temperature (T). Perhaps one can vary the temperature of a gas sample and note what effect it has on the other properties of the gas. Early scientists did just this, discovering that if the amount of a gas and its pressure are kept constant, then changing the temperature changes the volume (V). As temperature increases, volume increases; as temperature decreases, volume decreases. We say that these two characteristics are *directly related*.

A mathematical relationship between V and T should be possible except for one thought: what temperature scale should we use? We know from Chapter 2 that science uses several possible temperature scales. Experiments show that the volume of a gas is related to its absolute temperature in Kelvin, *not its temperature in degrees Celsius*. If the temperature of a gas is expressed in kelvins, then experiments show that the *ratio* of volume to temperature is a constant:

[Math Processing Error]

We can modify this equation as we modified Boyle's law: the initial conditions V_1 and T_1 have a certain value, and the value must be the same when the conditions of the gas are changed to some new conditions V_2 and T_2 , as long as pressure and the amount of the gas remain constant. Thus, we have another gas law:

[Math Processing Error]

This gas law is commonly referred to as **Charles's law**, after the French scientist Jacques Charles, who performed experiments on gases in the 1780s. The tactics for using this mathematical formula are similar to those for Boyle's law. To determine an unknown quantity, use algebra to isolate the unknown variable by itself and in the numerator; the units of similar variables must be the same. But we add one more tactic: all temperatures must be expressed in the absolute temperature scale (Kelvin). As a reminder, we review the conversion between the absolute temperature scale and the Celsius temperature scale:

$$K = ^\circ C + 273$$

where K represents the temperature in kelvins, and $^\circ C$ represents the temperature in degrees Celsius.

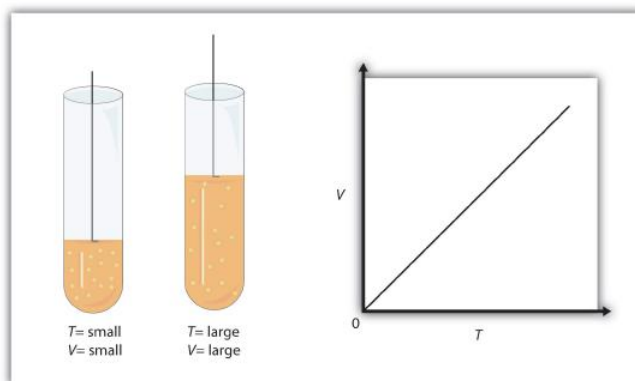


Figure [Math Processing Error]: Charles's Law. A piston having a certain volume and temperature (left piston) will have twice the volume when its temperature is twice as much (right piston). One can also plot V versus T for a given amount of gas at a certain pressure; such a plot will look like the graph on the right.

✓ Example *[Math Processing Error]*

A sample of gas has an initial volume of 34.8 mL and an initial temperature of 315 K. What is the new volume if the temperature is increased to 559 K? Assume constant pressure and amount for the gas.

Solution

First, we assign the given values to their variables. The initial volume is V_1 , so $V_1 = 34.8$ mL, and the initial temperature is T_1 , so $T_1 = 315$ K. The temperature is increased to 559 K, so the final temperature $T_2 = 559$ K. We note that the temperatures are already given in kelvins, so we do not need to convert the temperatures. Substituting into the expression for Charles's law yields

[Math Processing Error]

We solve for V_2 by algebraically isolating the V_2 variable on one side of the equation. We do this by multiplying both sides of the equation by 559 K (number and unit). When we do this, the temperature unit cancels on the left side, while the entire 559 K cancels on the right side:

[Math Processing Error]

The expression simplifies to

[Math Processing Error]

By multiplying and dividing the numbers, we see that the only remaining unit is mL, so our final answer is

$$V_2 = 61.8 \text{ mL}$$

Does this answer make sense? We know that as temperature increases, volume increases. Here, the temperature is increasing from 315 K to 559 K, so the volume should also increase, which it does.

? Exercise *[Math Processing Error]*

If $V_1 = 3.77$ L and $T_1 = 255$ K, what is V_2 if $T_2 = 123$ K?

Answer

1.82 L

It is more mathematically complicated if a final temperature must be calculated because the T variable is in the denominator of Charles's law. There are several mathematical ways to work this, but perhaps the simplest way is to take the reciprocal of Charles's law. That is, rather than write it as

[Math Processing Error]

write the equation as

[Math Processing Error]

It is still an equality and a correct form of Charles's law, but now the temperature variable is in the numerator, and the algebra required to predict a final temperature is simpler.

✓ Example *[Math Processing Error]*

A sample of a gas has an initial volume of 34.8 L and an initial temperature of -67°C . What must the temperature of the gas be for its volume to be 25.0 L?

Solution

Here, we are looking for a final temperature, so we will use the reciprocal form of Charles's law. However, the initial temperature is given in degrees Celsius, not kelvins. We must convert the initial temperature to kelvins:

$$-67^\circ\text{C} + 273 = 206 \text{ K}$$

In using the gas law, we must use $T_1 = 206$ K as the temperature. Substituting into the reciprocal form of Charles's law, we get

[Math Processing Error]

Bringing the 25.0 L quantity over to the other side of the equation, we get

[Math Processing Error]

The L units cancel, so our final answer is $T_2 = 148 \text{ K}$

This is also equal to -125°C . As temperature decreases, volume decreases, which it does in this example.

? Exercise [Math Processing Error]

If $V_1 = 623 \text{ mL}$, $T_1 = 255^\circ\text{C}$, and $V_2 = 277 \text{ mL}$, what is T_2 ?

Answer

235 K, or -38°C

Summary

- The behavior of gases can be modeled with gas laws.
- Boyle's law relates a gas's pressure and volume at constant temperature and amount.
- Charles's law relates a gas's volume and temperature at constant pressure and amount.
- In gas laws, temperatures must always be expressed in kelvins.

This page titled [8.4: Gas Laws](#) is shared under a [CC BY-NC-SA 3.0](#) license and was authored, remixed, and/or curated by [Theodore Chan](#) via [source content](#) that was edited to the style and standards of the LibreTexts platform.

- [6.4: Gas Laws](#) by Anonymous is licensed [CC BY-NC-SA 3.0](#). Original source: <https://2012books.lardbucket.org/books/beginning-chemistry>.

8.5: Other Gas Laws

Learning Objectives

- Review other simple gas laws.
- Learn and apply the combined gas law.

You may notice in Boyle's law and Charles's law that we actually refer to four physical properties of a gas: pressure (P), volume (V), temperature (T), and amount (in moles— n). We do this because these are the only four independent physical properties of a gas. There are other physical properties, but they are all related to one (or more) of these four properties.

Boyle's law is written in terms of two of these properties, with the other two being held constant. Charles's law is written in terms of two different properties, with the other two being held constant. It may not be surprising to learn that there are other gas laws that relate other pairs of properties—as long as the other two are held constant. In this section, we will mention a few.

Gay-Lussac's law relates pressure with absolute temperature. In terms of two sets of data, Gay-Lussac's law is

[Math Processing Error]

at constant [Math Processing Error] and [Math Processing Error].

Note that it has a structure very similar to that of Charles's law, only with different variables—pressure instead of volume. **Avogadro's law** introduces the last variable for amount. The original statement of Avogadro's law states that equal volumes of different gases at the same temperature and pressure contain the same number of particles of gas. Because the number of particles is related to the number of moles ($1 \text{ mol} = 6.022 \times 10^{23}$ particles), Avogadro's law essentially states that equal volumes of different gases, at the same temperature and pressure, contain the same *amount* (moles, particles) of gas. Put mathematically into a gas law, Avogadro's law is

[Math Processing Error]

at constant [Math Processing Error] and [Math Processing Error].

(First announced in 1811, it was Avogadro's proposal that volume is related to the number of particles that eventually led to naming the number of things in a mole as Avogadro's number.) Avogadro's law is useful because for the first time we are seeing amount, in terms of the number of moles, as a variable in a gas law.

Example [Math Processing Error]

A 2.45 L volume of gas contains 4.5×10^{21} gas particles. How many gas particles are there in 3.87 L if the gas is at constant pressure and temperature?

Solution

We can set up Avogadro's law as follows:

[Math Processing Error]

We algebraically rearrange to solve for [Math Processing Error]:

[Math Processing Error]

The L units cancel, so we solve for [Math Processing Error]:

[Math Processing Error]

Exercise [Math Processing Error]

A 12.8 L volume of gas contains 3.00×10^{20} gas particles. At constant temperature and pressure, what volume does 8.22×10^{18} gas particles fill?

Answer

0.351 L

File failed to load: <https://cdnjs.cloudflare.com/ajax/libs/mathjax/2.7.3/jax/output/HTML-CSS/jax.js>

The variable n in Avogadro's law can also stand for the number of moles of gas, in addition to number of particles.

One thing we notice about all gas laws, collectively, is that volume and pressure are always in the numerator, and temperature is always in the denominator. This suggests that we can propose a gas law that combines pressure, volume, and temperature. This gas law is known as the **combined gas law**, and its mathematical form is

[Math Processing Error]

This allows us to follow changes in all three major properties of a gas. Again, the usual warnings apply about how to solve for an unknown algebraically (isolate it on one side of the equation in the numerator), units (they must be the same for the two similar variables of each type), and units of temperature must be in kelvins.

✓ Example *[Math Processing Error]*

A sample of gas at an initial volume of 8.33 L, an initial pressure of 1.82 atm, and an initial temperature of 286 K simultaneously changes its temperature to 355 K and its volume to 5.72 L. What is the final pressure of the gas?

Solution

We can use the combined gas law directly; all the units are consistent with each other, and the temperatures are given in Kelvin. Substituting,

[Math Processing Error]

We rearrange this to isolate the P_2 variable all by itself. When we do so, certain units cancel:

[Math Processing Error]

Multiplying and dividing all the numbers, we get

[Math Processing Error]

Ultimately, the pressure increased, which would have been difficult to predict because two properties of the gas were changing.

? Exercise *[Math Processing Error]*

If $P_1 = 662$ torr, $V_1 = 46.7$ mL, $T_1 = 266$ K, $P_2 = 409$ torr, and $T_2 = 371$ K, what is V_2 ?

Answer

105 mL

As with other gas laws, if you need to determine the value of a variable in the denominator of the combined gas law, you can either cross-multiply all the terms, or just take the reciprocal of the combined gas law. Remember, the variable you are solving for must be in the numerator and all by itself on one side of the equation.

Summary

- There are gas laws that relate any two physical properties of a gas.
- The combined gas law relates pressure, volume, and temperature of a gas.

This page titled [8.5: Other Gas Laws](#) is shared under a [CC BY-NC-SA 3.0](#) license and was authored, remixed, and/or curated by [Theodore Chan](#) via [source content](#) that was edited to the style and standards of the LibreTexts platform.

- [6.5: Other Gas Laws](#) by Anonymous is licensed [CC BY-NC-SA 3.0](#). Original source: <https://2012books.lardbucket.org/books/beginning-chemistry>.

8.6: The Ideal Gas Law and Some Applications

Learning Objectives

- Learn the ideal gas law.
- Apply the ideal gas law to any set of conditions of a gas.
- Apply the ideal gas law to molar volumes, density, and stoichiometry problems.

So far, the gas laws we have considered have all required that the gas change its conditions; then we predict a resulting change in one of its properties. Are there any gas laws that relate the physical properties of a gas at any given time? Consider a further extension of the combined gas law to include n . By analogy to Avogadro's law, n is positioned in the denominator of the fraction, opposite the volume. So,

$$\frac{PV}{nT} = \text{constant}$$

Because pressure, volume, temperature, and amount are the only four independent physical properties of a gas, the constant in the above equation is truly a constant. Indeed, because we do not need to specify the identity of a gas to apply the gas laws, this constant is the same for all gases. We define this constant with the symbol R , so the previous equation is written as

$$\frac{PV}{nT} = R$$

which is usually rearranged as

$$PV = nRT$$

This equation is called the **ideal gas law**. It relates the four independent properties of a gas at any time. The constant R is called the **ideal gas law constant**. Its value depends on the units used to express pressure and volume.

Table 8.6.1: Values of the Ideal Gas Law Constant lists the numerical values of R .

Numerical Value	Units
0.08205	$\frac{\text{L} \cdot \text{atm}}{\text{mol} \cdot \text{K}}$
62.36	$\frac{\text{L} \cdot \text{torr}}{\text{mol} \cdot \text{K}} = \frac{\text{L} \cdot \text{mmHg}}{\text{mol} \cdot \text{K}}$
8.314	$\frac{\text{J}}{\text{mol} \cdot \text{K}}$

The ideal gas law is used like any other gas law, with attention paid to the unit and expression of the temperature in kelvin. However, *the ideal gas law does not require a change in the conditions of a gas sample*. The ideal gas law implies that if you know any three of the physical properties of a gas, you can calculate the fourth property.

✓ Example 8.6.1

A 4.22 mol sample of Ar has a pressure of 1.21 atm and a temperature of 34°C. What is its volume?

Solution

The first step is to convert temperature to kelvins:

$$34 + 273 = 307 \text{ K}$$

Now we can substitute the conditions into the ideal gas law:

$$(1.21 \text{ atm})(V) = (4.22 \text{ mol}) \left(0.08205 \frac{\text{L} \cdot \text{atm}}{\text{mol} \cdot \text{K}} \right) (307 \text{ K})$$

The atm unit is in the numerator of both sides, so it cancels. On the right side of the equation, the mol and K units appear in the numerator and the denominator, so they cancel as well. The only unit remaining is L , which is the unit of volume that we are

looking for. We isolate the volume variable by dividing both sides of the equation by 1.21:

$$V = \frac{(4.22)(0.08205)(307)}{1.21} L$$

Then solving for volume, we get $V = 87.9 \text{ L}$

? Exercise 8.6.1

A 0.0997 mol sample of O_2 has a pressure of 0.692 atm and a temperature of 333 K. What is its volume?

Answer

3.94 L

✓ Example 8.6.2

At a given temperature, 0.00332 g of Hg in the gas phase has a pressure of 0.00120 mmHg and a volume of 435 L. What is its temperature?

Solution

We are not given the number of moles of Hg directly, but we are given a mass. We can use the molar mass of Hg to convert to the number of moles.

$$0.00332 \text{ g Hg} \times \frac{1 \text{ mol Hg}}{200.59 \text{ g Hg}} = 0.0000165 \text{ mol} = 1.65 \times 10^{-5} \text{ mol}$$

Pressure is given in units of millimeters of mercury. We can either convert this to atmospheres or use the value of the ideal gas constant that includes the mmHg unit. We will take the second option. Substituting into the ideal gas law,

$$(0.00332 \text{ mm Hg})(435 \text{ L}) = (1.65 \times 10^{-5} \text{ mol})(62.36 \frac{\text{L} \cdot \text{mmHg}}{\text{mol} \cdot \text{K}})T$$

The mmHg, L, and mol units cancel, leaving the K unit, the unit of temperature. Isolating T on one side, we get

$$T = \frac{(0.00332)(435)}{(1.65 \times 10^{-5})(62.36)} K$$

Then solving for K, we get $T = 1,404 \text{ K}$.

? Exercise 8.6.2

For a 0.00554 mol sample of H_2 , $P = 23.44 \text{ torr}$ and $T = 557 \text{ K}$. What is its volume?

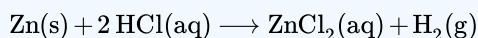
Answer

8.21 L

The ideal gas law can also be used in stoichiometry problems.

✓ Example 8.6.3

What volume of H_2 is produced at 299 K and 1.07 atm when 55.8 g of Zn metal react with excess HCl?



Solution

Here we have a stoichiometry problem where we need to find the number of moles of H_2 produced. Then we can use the ideal gas law, with the given temperature and pressure, to determine the volume of gas produced. First, the number of moles of H_2 is

calculated:

$$55.8 \text{ g Zn} \times \frac{1 \text{ mol Zn}}{65.41 \text{ g Zn}} \times \frac{1 \text{ mol H}_2}{1 \text{ mol Zn}} = 0.853 \text{ H}_2$$

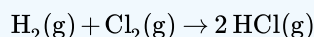
Now that we know the number of moles of gas, we can use the ideal gas law to determine the volume, given the other conditions:

$$(1.07 \text{ atm})V = (0.853 \text{ mol}) \left(0.08205 \frac{\text{L} \cdot \text{atm}}{\text{mol} \cdot \text{K}} \right) (299 \text{ K})$$

All the units cancel except for L, for volume, which means $V = 19.6 \text{ L}$

? Exercise 8.6.3

What pressure of HCl is generated if 3.44 g of Cl_2 are reacted in 4.55 L at 455 K?



Answer

0.796 atm

It should be obvious by now that some physical properties of gases depend strongly on the conditions. What we need is a set of standard conditions so that properties of gases can be properly compared to each other. **Standard Temperature and Pressure (STP)** is defined as exactly 100 kPa of pressure (0.986 atm) and 273 K (0°C). For simplicity, we will use 1 atm as standard pressure. Defining STP allows us to more directly compare the properties of gases that differ from one another.

One property shared among gases is a molar volume. The **molar volume** is the volume of 1 mol of a gas. At STP, the molar volume of a gas can be easily determined by using the ideal gas law:

$$(1 \text{ atm})V = (1 \text{ mol}) \left(0.08205 \frac{\text{L} \cdot \text{atm}}{\text{mol} \cdot \text{K}} \right) (273 \text{ K})$$

All the units cancel except for L, the unit of volume. So $V = 22.4 \text{ L}$

Note that we have not specified the identity of the gas; we have specified only that the pressure is 1 atm and the temperature is 273 K. This makes for a very useful approximation: *any gas at STP has a volume of 22.4 L per mole of gas*; that is, the molar volume at STP is 22.4 L/mol (Figure 8.6.1). This molar volume makes a useful conversion factor in stoichiometry problems if the conditions are at STP. If the conditions are not at STP, a molar volume of 22.4 L/mol is not applicable. However, if the conditions are at STP, the combined gas law can be used to calculate what the volume of the gas would be if at STP; then the 22.4 L/mol molar volume can be used.

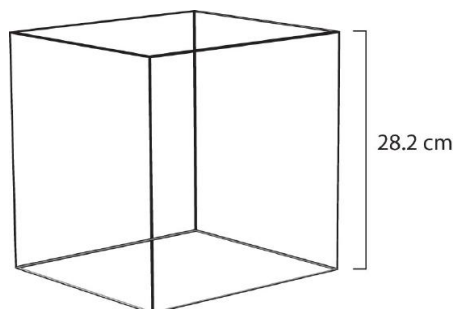


Figure 8.6.1: Molar Volume. A mole of gas at STP occupies 22.4 L, the volume of a cube that is 28.2 cm on a side.

✓ Example 8.6.4

How many moles of Ar are present in 38.7 L at STP?

Solution

We can use the molar volume, 22.4 L/mol, as a conversion factor, but we need to reverse the fraction so that the L units cancel and mol units are introduced. It is a one-step conversion:

$$38.7 \cancel{\text{L}} \times \frac{1 \text{ mol}}{22.4 \cancel{\text{L}}} = 1.73 \text{ mol}$$

? Exercise 8.6.4

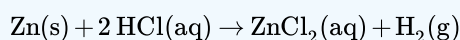
What volume does 4.87 mol of Kr have at STP?

Answer

109 L

✓ Example 8.6.5

What volume of H_2 is produced at STP when 55.8 g of Zn metal react with excess HCl?



Solution

This is a stoichiometry problem with a twist: we need to use the molar volume of a gas at STP to determine the final answer. The first part of the calculation is the same as in a previous example:

$$55.8 \text{ g Zn} \times \frac{1 \cancel{\text{mol Zn}}}{65.41 \text{ g Zn}} \times \frac{1 \text{ mol H}_2}{1 \cancel{\text{mol Zn}}} = 0.853 \text{ H}_2$$

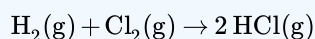
Now we can use the molar volume, 22.4 L/mol, because the gas is at STP:

$$0.853 \cancel{\text{mol H}_2} \times \frac{22.4 \text{ L}}{1 \cancel{\text{mol H}_2}} = 19.1 \text{ L H}_2$$

Alternatively, we could have applied the molar volume as a third conversion factor in the original stoichiometry calculation.

? Exercise 8.6.5

What volume of HCl is generated if 3.44 g of Cl_2 are reacted at STP?



Answer

2.17 L

The ideal gas law can also be used to determine the density of gases. Density, recall, is defined as the mass of a substance divided by its volume:

$$d = \frac{m}{V} \quad (8.6.1)$$

Assume that you have exactly 1 mol of a gas. If you know the identity of the gas, you can determine the molar mass of the substance. Using the ideal gas law, you can also determine the volume of that mole of gas, using whatever the temperature and pressure conditions are. Then you can calculate the density of the gas by using

$$\text{density} = \frac{\text{molar mass}}{\text{molar volume}}$$

✓ Example 8.6.6

What is the density of N_2 at $25^\circ C$ and 0.955 atm ?

Solution

First, we must convert the temperature into kelvin:

$$25 + 273 = 298 \text{ K}$$

If we assume exactly 1 mol of N_2 , then we know its mass: 28.0 g. Using the ideal gas law, we can calculate the volume:

$$(0.955 \text{ atm})V = (1 \text{ mol}) \left(0.08205 \frac{\text{L} \cdot \text{atm}}{\text{mol} \cdot \text{K}} \right) (298 \text{ K})$$

All the units cancel except for L , the unit of volume. So $V = 25.6 \text{ L}$

Knowing the molar mass and the molar volume, we can determine the density of N_2 under these conditions using Equation 8.6.1:

$$d = \frac{28.0 \text{ g}}{25.6 \text{ L}} = 1.09 \text{ g/L}$$

? Exercise 8.6.6

What is the density of CO_2 at a pressure of 0.0079 atm and 227 K ? (These are the approximate atmospheric conditions on Mars.)

Answer

0.019 g/L

📌 Chemistry is Everywhere: Breathing

Breathing (more properly called *respiration*) is the process by which we draw air into our lungs so that our bodies can take up oxygen from the air. Let us apply the gas laws to breathing.

Start by considering pressure. We draw air into our lungs because the diaphragm, a muscle underneath the lungs, moves down to reduce pressure in the lungs, causing external air to rush in to fill the lower-pressure volume. We expel air by the diaphragm pushing against the lungs, increasing pressure inside the lungs and forcing the high-pressure air out. What are the pressure changes involved? A quarter of an atmosphere? A tenth of an atmosphere? Actually, under normal conditions, it's only 1 or 2 torr of pressure difference that makes us breathe in and out.

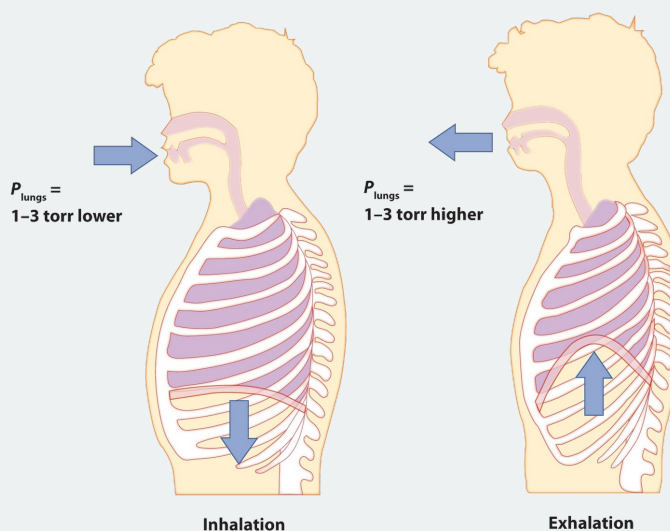


Figure 8.6.2: Breathing Mechanics. Breathing involves pressure differences between the inside of the lungs and the air outside. The pressure differences are only a few torr.

A normal breath is about 0.50 L. If room temperature is about 22°C, then the air has a temperature of about 295 K. With normal pressure being 1.0 atm, how many moles of air do we take in for every breath? The ideal gas law gives us an answer:

$$(1.0 \text{ atm})(0.50 \text{ L}) = n \left(0.08205 \frac{\text{L} \cdot \text{atm}}{\text{mol} \cdot \text{K}} \right) (295 \text{ K})$$

Solving for the number of moles, we get

$$n = 0.021 \text{ mol air}$$

This ends up being about 0.6 g of air per breath—not much, but enough to keep us alive.

Summary

- The ideal gas law relates the four independent physical properties of a gas at any time.
- The ideal gas law can be used in stoichiometry problems with chemical reactions that involve gases.
- Standard temperature and pressure (STP) are a useful set of benchmark conditions to compare other properties of gases.
- At STP, gases have a volume of 22.4 L per mole.
- The ideal gas law can be used to determine the density of gases.

This page titled [8.6: The Ideal Gas Law and Some Applications](#) is shared under a [CC BY-NC-SA 3.0](#) license and was authored, remixed, and/or curated by [Theodore Chan](#) via [source content](#) that was edited to the style and standards of the LibreTexts platform.

- [6.6: The Ideal Gas Law and Some Applications](#) by Anonymous is licensed [CC BY-NC-SA 3.0](#). Original source: <https://2012books.lardbucket.org/books/beginning-chemistry>.

8.7: Gas Mixtures

Learning Objective

- Learn Dalton's law of partial pressures.

One of the properties of gases is that they mix with each other. When they do so, they become a solution—a homogeneous mixture. Some of the properties of gas mixtures are easy to determine if we know the composition of the gases in the mix.

In gas mixtures, each component in the gas phase can be treated separately. Each component of the mixture shares the same temperature and volume. (Remember that gases expand to fill the volume of their container; gases in a mixture continue to do that as well.) However, each gas has its own pressure. The **partial pressure** of a gas, P_i , is the pressure that an individual gas in a mixture has. Partial pressures are expressed in torr, millimeters of mercury, or atmospheres like any other gas pressure; however, we use the term *pressure* when talking about pure gases and the term *partial pressure* when we are talking about the individual gas components in a mixture.

Dalton's law of partial pressures states that the total pressure of a gas mixture, P_{tot} , is equal to the sum of the partial pressures of the components, P_i :

$$\begin{aligned}P_{tot} &= P_1 + P_2 + P_3 + \dots \\&= \sum_i P_i\end{aligned}\tag{8.7.1}$$

where i counts over all gases in mixture.

Although this law may seem trivial, it reinforces the idea that gases behave independently of each other.

✓ Example 8.7.1

A mixture of H_2 at 2.33 atm and N_2 at 0.77 atm is in a container. What is the total pressure in the container?

Solution

Dalton's law of partial pressures (Equation 8.7.1) states that the total pressure is equal to the sum of the partial pressures. We simply add the two pressures together:

$$P_{\text{tot}} = 2.33 \text{ atm} + 0.77 \text{ atm} = 3.10 \text{ atm}$$

? Exercise 8.7.1

N_2 and O_2 . In 760 torr of air, the partial pressure of N_2 is 608 torr. What is the partial pressure of O_2 ?

Answer

152 torr

✓ Example 8.7.2

A 2.00 L container with 2.50 atm of H_2 is connected to a 5.00 L container with 1.90 atm of O_2 inside. The containers are opened, and the gases mix. What is the final pressure inside the containers?

Solution

Because gases act independently of each other, we can determine the resulting final pressures using Boyle's law and then add the two resulting pressures together to get the final pressure. The total final volume is $2.00 \text{ L} + 5.00 \text{ L} = 7.00 \text{ L}$. First, we use Boyle's law to determine the final pressure of H_2 :

$$(2.50 \text{ atm})(2.00 \text{ L}) = P_2(7.00 \text{ L})$$

Solving for P_2 , we get $P_2 = 0.714 \text{ atm} = \text{partial pressure of } \text{H}_2$.

Now we do that same thing for the O₂:

$$(1.90 \text{ atm})(5.00 \text{ L}) = P_2(7.00 \text{ L}) \quad P_2 = 1.36 \text{ atm} = \text{partial pressure of O}_2$$

The total pressure is the sum of the two resulting partial pressures:

$$P_{\text{tot}} = 0.714 \text{ atm} + 1.36 \text{ atm} = 2.07 \text{ atm}$$

? Exercise 8.7.2

If 0.75 atm of He in a 2.00 L container is connected to a 3.00 L container with 0.35 atm of Ne and the containers are opened, what is the resulting total pressure?

Answer

0.51 atm

One of the reasons we have to deal with Dalton's law of partial pressures is because gases are frequently collected by bubbling through water. As we will see in Chapter 10, liquids are constantly evaporating into a vapor until the vapor achieves a partial pressure characteristic of the substance and the temperature. This partial pressure is called a **vapor pressure**. Table 8.7.1 lists the vapor pressures of H₂O versus temperature. Note that if a substance is normally a gas under a given set of conditions, the term *partial pressure* is used; the term *vapor pressure* is reserved for the partial pressure of a vapor when the liquid is the normal phase under a given set of conditions.

Table 8.7.1: Vapor Pressure of Water versus Temperature

Temperature (°C)	Vapor Pressure (torr)	Temperature (°C)	Vapor Pressure (torr)
5	6.54	30	31.84
10	9.21	35	42.20
15	12.79	40	55.36
20	17.54	50	92.59
21	18.66	60	149.5
22	19.84	70	233.8
23	21.08	80	355.3
24	22.39	90	525.9
25	23.77	100	760.0

Any time a gas is collected over water, the total pressure is equal to the partial pressure of the gas *plus* the vapor pressure of water. This means that the amount of gas collected will be less than the total pressure suggests.

✓ Example 8.7.3

Hydrogen gas is generated by the reaction of nitric acid and elemental iron. The gas is collected in an inverted 2.00 L container immersed in a pool of water at 22°C. At the end of the collection, the partial pressure inside the container is 733 torr. How many moles of H₂ gas were generated?

Solution

We need to take into account that the total pressure includes the vapor pressure of water. According to Table 8.7.1, the vapor pressure of water at 22°C is 19.84 torr. According to Dalton's law of partial pressures (Equation 8.7.1), the total pressure equals the sum of the pressures of the individual gases, so

$$733 \text{ torr} = P_{\text{H}_2} + P_{\text{H}_2\text{O}} = P_{\text{H}_2} + 19.84 \text{ torr}$$

We solve by subtracting:

$$P_{H_2} = 713 \text{ torr}$$

Now we can use the ideal gas law to determine the number of moles (remembering to convert temperature to kelvins, making it 295 K):

$$(713 \text{ torr})(2.00 \text{ L}) = n \left(62.36 \frac{\text{L} \cdot \text{atm}}{\text{mol} \cdot \text{K}} \right) (295 \text{ K})$$

All the units cancel except for mol, which is what we are looking for.

Therefore $n = 0.0775 \text{ mol H}_2$ collected

? Exercise 8.7.1

CO₂, generated by the decomposition of CaCO₃, is collected in a 3.50 L container over water. If the temperature is 50°C and the total pressure inside the container is 833 torr, how many moles of CO₂ were generated?

Answer

0.129 mol

Finally, we introduce a new unit that can be useful, especially for gases: the mole fraction. The ratio of the number of moles of a component in a mixture divided by the total number of moles in the sample, χ_i , is the ratio of the number of moles of component i in a mixture divided by the total number of moles in the sample:

$$\chi_i = \frac{\text{moles of component } i}{\text{total number of moles}}$$

(χ is the lowercase Greek letter *chi*.) Note that mole fraction is *not* a percentage; its values range from 0 to 1. For example, consider the combination of 4.00 g of He and 5.0 g of Ne. Converting both to moles, we get

$$4.00 \text{ g He} \times \frac{1 \text{ mol He}}{4.00 \text{ g He}} = 1.00 \text{ mol He}$$

and

$$5.0 \text{ g Ne} \times \frac{1 \text{ mol Ne}}{20.0 \text{ g Ne}} = 0.25 \text{ mol Ne}$$

The total number of moles is the sum of the two mole amounts:

$$\text{total moles} = 1.00 \text{ mol} + 0.25 \text{ mol} = 1.25 \text{ mol}$$

The mole fractions are simply the ratio of each mole amount and the total number of moles, 1.25 mol:

$$\chi_{He} = \frac{1.00 \text{ mol}}{1.25 \text{ mol}} = 0.800$$

$$\chi_{Ne} = \frac{0.25 \text{ mol}}{1.25 \text{ mol}} = 0.200$$

The sum of the mole fractions equals exactly 1.

$$\chi_{He} + \chi_{Ne} = 0.800 + 0.200 = 1$$

For gases, there is another way to determine the mole fraction. When gases have the same volume and temperature (as they would in a mixture of gases), the number of moles is proportional to partial pressure, so the mole fractions for a gas mixture can be determined by taking the ratio of partial pressure to total pressure:

$$\chi_i = \frac{P_i}{P_{tot}}$$

This expression allows us to determine mole fractions without calculating the moles of each component directly.

✓ Example 8.7.4

A container has a mixture of He at 0.80 atm and Ne at 0.60 atm. What are the mole fractions of each component?

Solution

According to Dalton's law, the total pressure is the sum of the partial pressures:

$$P_{tot} = 0.80 \text{ atm} + 0.60 \text{ atm} = 1.40 \text{ atm}$$

The mole fractions are the ratios of the partial pressure of each component and the total pressure:

$$\chi_{He} = \frac{0.80 \text{ atm}}{1.40 \text{ atm}} = 0.57$$

$$\chi_{Ne} = \frac{0.60 \text{ atm}}{1.40 \text{ atm}} = 0.43$$

Again, the sum of the mole fractions is exactly 1.

? Exercise 8.7.4

What are the mole fractions when 0.65 atm of O₂ and 1.30 atm of N₂ are mixed in a container?

✓ Food and Drink Application: Carbonated Beverages

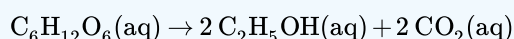
Carbonated beverages—sodas, beer, sparkling wines—have one thing in common: they have CO₂ gas dissolved in them in such sufficient quantities that it affects the drinking experience. Most people find the drinking experience pleasant—indeed, in the United States alone, over 1.5×10^9 gal of soda are consumed each year, which is almost 50 gal per person! This figure does not include other types of carbonated beverages, so the total consumption is probably significantly higher.

All carbonated beverages are made in one of two ways. First, the flat beverage is subjected to a high pressure of CO₂ gas, which forces the gas into solution. The carbonated beverage is then packaged in a tightly-sealed package (usually a bottle or a can) and sold. When the container is opened, the CO₂ pressure is released, resulting in the well-known *hiss* of an opening container, and CO₂ bubbles come out of solution. This must be done with care: if the CO₂ comes out too violently, a mess can occur!



Figure 8.7.1: Carbonated beverage. If you are not careful opening a container of a carbonated beverage, you can make a mess, as the CO₂ comes out of solution suddenly. (Unsplash License; [Tina Vanhove](#) via [Unsplash](#))

The second way a beverage can become carbonated is by the ingestion of sugar by yeast, which then generates CO₂ as a digestion product. This process is called *fermentation*. The overall reaction is



When this process occurs in a closed container, the CO_2 produced dissolves in the liquid, only to be released from solution when the container is opened. Most fine sparkling wines and champagnes are turned into carbonated beverages this way. Less-expensive sparkling wines are made like sodas and beer, with exposure to high pressures of CO_2 gas.

Summary

- The pressure of a gas in a gas mixture is termed the *partial pressure*.
- Dalton's law of partial pressure says that the total pressure in a gas mixture is the sum of the individual partial pressures.
- Collecting gases over water requires that we take the vapor pressure of water into account.
- Mole fraction is another way to express the amount of each component in a mixture.

This page titled [8.7: Gas Mixtures](#) is shared under a [CC BY-NC-SA 3.0](#) license and was authored, remixed, and/or curated by [Theodore Chan](#) via [source content](#) that was edited to the style and standards of the LibreTexts platform.

- [6.7: Gas Mixtures](#) by Anonymous is licensed [CC BY-NC-SA 3.0](#). Original source: <https://2012books.lardbucket.org/books/beginning-chemistry>.

8.E: Gases (Exercises)

Exercises (Pressure)

Define pressure. What causes it?

2. Define and relate three units of pressure.
3. If a force of 16.7 N is pressed against an area of 2.44 m^2 , what is the pressure in pascals?
4. If a force of 2,546 N is pressed against an area of 0.0332 m^2 , what is the pressure in pascals?
5. Explain why the original definition of atmosphere did not work well.
6. What units of pressure are equal to each other?
7. How many atmospheres are in 889 mmHg?
8. How many atmospheres are in 223 torr?
9. How many torr are in 2.443 atm?
10. How many millimeters of mercury are in 0.334 atm?
11. How many millimeters of mercury are in 334 torr?
12. How many torr are in 0.777 mmHg?
13. How many pascals are there in 1 torr?
14. A pressure of 0.887 atm equals how many pascals?

Answers

1. Pressure is force per unit area. It is caused by gas particles hitting the walls of its container.
3. 6.84 Pa
5. Because the atmospheric pressure at sea level is variable, it is not a consistent unit of pressure.
7. 1.17 atm
9. 1,857 torr
11. 334 mmHg
13. 133 Pa

Exercises (Gas Laws)

1. Define gas law. What restrictions are there on the units that can be used for the physical properties?
2. What unit of temperature must be used for gas laws?
3. Boyle's law relates the _____ of a gas inversely with the _____ of that gas.
4. Charles's law relates the _____ of a gas directly with the _____ of that gas.
5. What properties must be held constant when applying Boyle's law?
6. What properties must be held constant when applying Charles's law?
7. A gas has an initial pressure of 1.445 atm and an initial volume of 1.009 L. What is its new pressure if volume is changed to 0.556 L? Assume temperature and amount are held constant.
8. A gas has an initial pressure of 633 torr and an initial volume of 87.3 mL. What is its new pressure if volume is changed to 45.0 mL? Assume temperature and amount are held constant.
9. A gas has an initial pressure of 4.33 atm and an initial volume of 5.88 L. What is its new volume if pressure is changed to 0.506 atm? Assume temperature and amount are held constant.

10. A gas has an initial pressure of 87.0 torr and an initial volume of 28.5 mL. What is its new volume if pressure is changed to 206 torr? Assume temperature and amount are held constant.
11. A gas has an initial volume of 638 mL and an initial pressure of 779 torr. What is its final volume in liters if its pressure is changed to 0.335 atm? Assume temperature and amount are held constant.
12. A gas has an initial volume of 0.966 L and an initial pressure of 3.07 atm. What is its final pressure in torr if its volume is changed to 3,450 mL? Assume temperature and amount are held constant.
13. A gas has an initial volume of 67.5 mL and an initial temperature of 315 K. What is its new volume if temperature is changed to 244 K? Assume pressure and amount are held constant.
14. A gas has an initial volume of 2.033 L and an initial temperature of 89.3 K. What is its volume if temperature is changed to 184 K? Assume pressure and amount are held constant.
15. A gas has an initial volume of 655 mL and an initial temperature of 295 K. What is its new temperature if volume is changed to 577 mL? Assume pressure and amount are held constant.
16. A gas has an initial volume of 14.98 L and an initial temperature of 238 K. What is its new temperature if volume is changed to 12.33 L? Assume pressure and amount are held constant.
17. A gas has an initial volume of 685 mL and an initial temperature of 29°C. What is its new temperature if volume is changed to 1.006 L? Assume pressure and amount are held constant.
18. A gas has an initial volume of 3.08 L and an initial temperature of -73°C . What is its new volume if temperature is changed to 104°C ? Assume pressure and amount are held constant.

Answers

1. A gas law is a simple mathematical formula that allows one to predict the physical properties of a gas. The units of changing properties (volume, pressure, etc.) must be the same.
3. pressure; volume
5. amount of gas and temperature
7. 2.62 atm
9. 50.3 L
11. 1.95 L
13. 52.3 mL
15. 260 K
17. 444 K, or 171°C

Exercises (Other Gas Laws)

1. State Gay-Lussac's law.
2. State Avogadro's law.
3. Use Gay-Lussac's law to determine the final pressure of a gas whose initial pressure is 602 torr, initial temperature is 356 K, and final temperature is 277 K. Assume volume and amount are held constant.
4. Use Gay-Lussac's law to determine the final temperature of a gas whose initial pressure is 1.88 atm, initial temperature is 76.3 K, and final pressure is 6.29 atm. Assume volume and amount are held constant.
5. If 3.45×10^{22} atoms of Ar have a volume of 1.55 L at a certain temperature and pressure, what volume do 6.00×10^{23} atoms of Ar have at the same temperature and pressure?
6. If 5.55×10^{22} atoms of He occupy a volume of 2.06 L at 0°C at 1.00 atm pressure, what volume do 2.08×10^{23} atoms of He occupy under the same conditions?
7. Use Avogadro's law to determine the final volume of a gas whose initial volume is 6.72 L, initial amount is 3.88 mol, and final amount is 6.10 mol. Assume pressure and temperature are held constant.

8. Use Avogadro's law to determine the final amount of a gas whose initial volume is 885 mL, initial amount is 0.552 mol, and final volume is 1,477 mL. Assume pressure and temperature are held constant.

9. Use the combined gas law to complete this table. Assume that the amount remains constant in all cases.

$V_i =$	$P_i =$	$T_i =$	$V_2 =$	$P_2 =$	$t_2 =$
56.9 mL	334 torr	266 K		722 torr	334 K
0.976 L	2.33 atm	443 K	1.223 L		355 K
3.66 L	889 torr	23°C	2.19 L	739 torr	

10. Use the combined gas law to complete this table. Assume that the amount remains constant in all cases.

$V_i =$	$P_i =$	$T_i =$	$V_2 =$	$P_2 =$	$t_2 =$
56.7 mL	1.07 atm	-34°C		998 torr	375 K
3.49 L	338 torr	45°C	1,236 mL		392 K

11. A gas starts at the conditions 78.9 mL, 3.008 atm, and 56°C. Its conditions change to 35.6 mL and 2.55 atm. What is its final temperature?

12. The initial conditions of a sample of gas are 319 K, 3.087 L, and 591 torr. What is its final pressure if volume is changed to 2.222 L and temperature is changed to 299 K?

13. A gas starts with initial pressure of 7.11 atm, initial temperature of 66°C, and initial volume of 90.7 mL. If its conditions change to 33°C and 14.33 atm, what is its final volume?

14. A sample of gas doubles its pressure and doubles its absolute temperature. By what amount does the volume change?

Answer

The pressure of a gas is proportional to its absolute temperature.

3. 468 torr

5. 27.0 L

7. 10.6 L

9.

$V_i =$	$P_i =$	$T_i =$	$V_2 =$	$P_2 =$	$T_2 =$
56.9 mL	334 torr	266 K	33.1 mL	722 torr	334 K
0.976 L	2.33 atm	443 K	1.223 L	1.49 atm	355 K
3.66 L	889 torr	23°C	2.19 L	739 torr	147 K, or -126°C

11. 126 K, or -147°C

13. 40.6 mL

Exercises (The Ideal Gas Law and Some Applications)

1. What is the ideal gas law? What is the significance of R?

2. Why does R have different numerical values (see Table 6.1 "Values of the Ideal Gas Law Constant")?

3. A sample of gas has a volume of 3.91 L, a temperature of 305 K, and a pressure of 2.09 atm. How many moles of gas are present?

4. A 3.88 mol sample of gas has a temperature of 28°C and a pressure of 885 torr. What is its volume?
5. A 0.0555 mol sample of Kr has a temperature of 188°C and a volume of 0.577 L. What pressure does it have?
6. If 1.000 mol of gas has a volume of 5.00 L and a pressure of 5.00 atm, what is its temperature?
7. A sample of 7.55 g of He has a volume of 5,520 mL and a temperature of 123°C. What is its pressure in torr?
8. A sample of 87.4 g of Cl₂ has a temperature of -22°C and a pressure of 993 torr. What is its volume in milliliters?
9. A sample of Ne has a pressure of 0.772 atm and a volume of 18.95 L. If its temperature is 295 K, what mass is present in the sample?
10. A mercury lamp contains 0.0055 g of Hg vapor in a volume of 15.0 mL. If the operating temperature is 2,800 K, what is the pressure of the mercury vapor?
11. Oxygen is a product of the decomposition of mercury(II) oxide: $2\text{HgO(s)} \rightarrow 2\text{Hg(l)} + \text{O}_2\text{(g)}$ What volume of O₂ is formed from the decomposition of 3.009 g of HgO if the gas has a pressure of 744 torr and a temperature of 122°C?
12. Lithium oxide is used to absorb carbon dioxide: $\text{Li}_2\text{O(s)} + \text{CO}_2\text{(g)} \rightarrow \text{Li}_2\text{CO}_3\text{(s)}$ What volume of CO₂ can 6.77 g of Li₂O absorb if the CO₂ pressure is 3.5×10^{-4} atm and the temperature is 295 K?
13. What is the volume of 17.88 mol of Ar at STP?
14. How many moles are present in 334 L of H₂ at STP?
15. How many liters, at STP, of CO₂ are produced from 100.0 g of C₈H₁₈, the approximate formula of gasoline?

$$2\text{C}_8\text{H}_{18}(\text{l}) + 25\text{O}_2(\text{g}) \rightarrow 16\text{CO}_2(\text{g}) + 18\text{H}_2\text{O}(\text{l})$$
16. How many liters, at STP, of O₂ are required to burn 3.77 g of butane from a disposable lighter?

$$2\text{C}_4\text{H}_{10}(\text{g}) + 13\text{O}_2(\text{g}) \rightarrow 8\text{CO}_2(\text{g}) + 10\text{H}_2\text{O}(\text{l})$$
17. What is the density of each gas at STP? a. He b. Ne c. Ar d. Kr
18. What is the density of each gas at STP? a. H₂ b. O₂ c. N₂
19. What is the density of SF₆ at 335 K and 788 torr?
20. What is the density of He at -200°C and 33.9 torr?

Answers

1. The ideal gas law is $PV = nRT$. R is the ideal gas law constant, which relates the other four variables.
3. 0.327 mol
5. 3.64 atm
7. 8,440 torr
9. 12.2 g
11. 0.230 L
13. 401 L
15. 157 L
17.
 - a. 0.179 g/L
 - b. 0.901 g/L
 - c. 1.78 g/L
 - d. 3.74 g/L
19. 5.51 g/L

Exercises (Gas Mixtures)

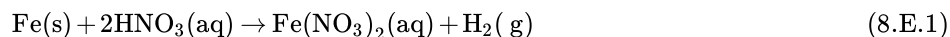
1. What is the total pressure of a gas mixture containing these partial pressures: $P_{\text{N}_2} = 0.78 \text{ atm}$, $P_{\text{H}_2} = 0.33 \text{ atm}$, and $P_{\text{O}_2} = 1.59 \text{ atm}$?
2. What is the total pressure of a gas mixture containing these partial pressures: $P_{\text{Ne}} = 312 \text{ torr}$, $P_{\text{He}} = 799 \text{ torr}$, and $P_{\text{Ar}} = 831 \text{ torr}$?
3. In a gas mixture of He and Ne, the total pressure is 335 torr and the partial pressure of He is 0.228 atm. What is the partial pressure of Ne ?
4. In a gas mixture of O_2 and N_2 , the total pressure is 2.66 atm and the partial pressure of O_2 is 888 torr. What is the partial pressure of N_2 ?
5. A 3.55 L container has a mixture of 56.7 g of Ar and 33.9 g of He at 33°C . What are the partial pressures of the gases and the total pressure inside the container?
6. A 772 mL container has a mixture of 2.99 g of H_2 and 44.2 g of Xe at 388 K. What are the partial pressures of the gases and the total pressure inside the container?
7. A sample of O_2 is collected over water in a 5.00 L container at 20°C . If the total pressure is 688 torr, how many moles of O_2 are collected?
8. A sample of H_2 is collected over water in a 3.55 L container at 50°C . If the total pressure is 445 torr, how many moles of H_2 are collected?
9. A sample of CO is collected over water in a 25.00 L container at 5°C . If the total pressure is 0.11 atm, how many moles of CO are collected?
10. A sample of NO_2 is collected over water in a 775 mL container at 25°C . If the total pressure is 0.990 atm, how many moles of NO_2 are collected?
11. A sample of NO is collected over water in a 75.0 mL container at 25°C . If the total pressure is 0.495 atm, how many grams of NO are collected?
12. A sample of ClO_2 is collected over water in a 0.800 L container at 15°C . If the total pressure is 1.002 atm, how many grams of ClO_2 are collected?
13. Determine the mole fractions of each component when 44.5 g of He is mixed with 8.83 g of H_2 .
14. Determine the mole fractions of each component when 9.33 g of SO_2 is mixed with 13.29 g of SO_3 .
15. In a container, 4.56 atm of F_2 is combined with 2.66 atm of Cl_2 . What are the mole fractions of each component?
16. In a container, 77.3 atm of SiF_4 are mixed with 33.9 atm of O_2 . What are the mole fractions of each component?

Answers

1. 2.70 atm
3. 162 torr, or 0.213 atm
5. $P_{\text{Ar}} = 10.0 \text{ atm}$; $P_{\text{He}} = 59.9 \text{ atm}$; $P_{\text{tot}} = 69.9 \text{ atm}$
7. 0.183 mol
9. 0.113 mol
11. 0.0440 g
13. $\chi_{\text{He}} = 0.718$; $\chi_{\text{H}_2} = 0.282$
15. $\chi^{\text{F}_2} = 0.632$; $\chi_{\text{Cl}} = 0.368$

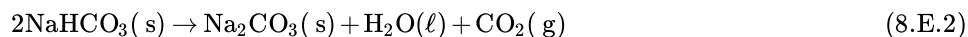
Additional Exercises

1. What is the pressure in pascals if a force of 4.88 kN is pressed against an area of 235 cm² ?
2. What is the pressure in pascals if a force of $3.44 \times 10^4 \text{ MN}$ is pressed against an area of 1.09 km² ?
3. What is the final temperature of a gas whose initial conditions are 667 mL, 822 torr, and 67°C and whose final volume and pressure are 1.334 L and 2.98 atm, respectively? Assume the amount remains constant.
4. What is the final pressure of a gas whose initial conditions are 1.407 L, 2.06 atm, and -67°C and whose final volume and temperature are 608 mL and 449 K, respectively? Assume the amount remains constant.
5. Propose a combined gas law that relates volume, pressure, and amount at constant temperature.
6. Propose a combined gas law that relates amount, pressure, and temperature at constant volume.
7. A sample of 6.022×10^{23} particles of gas has a volume of 22.4 L at 0°C and a pressure of 1.000 atm. Although it may seem silly to contemplate, what volume would 1 particle of gas occupy?
8. One mole of liquid N₂ has a volume of 34.65 mL at -196°C. At that temperature, 1 mol of N₂ gas has a volume of 6.318 L if the pressure is 1.000 atm. What pressure is needed to compress the N₂ gas to 34.65 mL ?
9. Use two values of R to determine the ratio between an atmosphere and a torr. Does the number make sense?
10. Use two values of R to determine how many joules are in a liter-atmosphere.
11. At an altitude of 40 km above the earth's surface, the atmospheric pressure is 5.00 torr, and the surrounding temperature is -20°C. If a weather balloon is filled with 1.000 mol of He at 760 torr and 22°C, what is its
 - a. initial volume before ascent?
 - b. final volume when it reaches 40 km in altitude? (Assume the pressure of the gas equals the surrounding pressure.)
12. If a balloon is filled with 1.000 mol of He at 760 torr and 22°C, what is its
 - a. initial volume before ascent?
 - b. final volume if it descends to the bottom of the Mariana Trench, where the surrounding temperature is 1.4°C and the pressure is 1,060 atm?
13. Air, a mixture of mostly N₂ and O₂, can be approximated as having a molar mass of 28.8 g/mol. What is the density of air at 1.00 atm and 22°C ? (This is approximately sea level.)
14. Air, a mixture of mostly N₂ and O₂, can be approximated as having a molar mass of 28.8 g/mol. What is the density of air at 0.26 atm and -26°C ? (This is approximately the atmospheric condition at the summit of Mount Everest.)
15. On the surface of Venus, the atmospheric pressure is 91.8 atm, and the temperature is 460°C. What is the density of CO₂ under these conditions? (The Venusian atmosphere is composed largely of CO₂.)
16. On the surface of Mars, the atmospheric pressure is 4.50 torr, and the temperature is -87°C. What is the density of CO₂ under these conditions? (The Martian atmosphere, similar to its Venusian counterpart, is composed largely of CO₂.)
17. HNO₃ reacts with iron metal according to



In a reaction vessel, 23.8 g of Fe are reacted but only 446 mL of H_2 are collected over water at 25°C and a pressure of 733 torr. What is the percent yield of the reaction?

18. NaHCO_3 is decomposed by heat according to



If you start with 100.0 g of NaHCO_3 and collect 10.06 L of CO_2 over water at 20°C and 0.977 atm, what is the percent yield of the decomposition reaction?

ANSWERS

1. 208,000 Pa

3. 1,874 K

5. $\frac{P_1 V_1}{n_1} = \frac{P_2 V_2}{n_2}$

7. $7.3.72 \times 10^{-23} \text{ L}$

9. $1 \text{ atm} = 760 \text{ torr}$

11. a. 24.2 L
b. 3155 L

13. 1.19 g/L

15. 67.2 g/L

17. 3.99%

This page titled [8.E: Gases \(Exercises\)](#) is shared under a [CC BY-NC-SA 3.0](#) license and was authored, remixed, and/or curated by [Theodore Chan](#) via [source content](#) that was edited to the style and standards of the LibreTexts platform.

CHAPTER OVERVIEW

9: Energy and Chemistry

Energy is a very important quantity in science and the world around us. Although most of our energy ultimately comes from the sun, much of the energy we use on a daily basis is rooted in chemical reactions. The gasoline in your car, the electricity in your house, the food in your diet-all provide substances for chemical reactions to provide energy (gasoline, food) or are produced from chemical reactions (electricity, about 50% of which is generated by burning coal). As such, it is only natural that the study of chemistry involves energy.

[9.1: Introduction](#)

[9.2: Energy](#)

[9.3: Work and Heat](#)

[9.4: Enthalpy and Chemical Reactions](#)

[9.5: Stoichiometry Calculations Using Enthalpy](#)

[9.6: Hess's Law](#)

[9.7: Formation Reactions](#)

[9.E: Energy and Chemistry \(Exercises\)](#)

This page titled [9: Energy and Chemistry](#) is shared under a [CC BY-NC-SA 3.0](#) license and was authored, remixed, and/or curated by [Theodore Chan](#) via [source content](#) that was edited to the style and standards of the LibreTexts platform.

9.1: Introduction

It takes energy to launch a spaceship into space. If it takes 1 energy unit to warm 0.25 g of water by 1°C, then it takes over 15,100 energy units to put that 0.25 g of water into earth orbit. The most powerful engines designed to lift rockets into space were part of the Saturn V rocket, that was built by the National Aeronautics and Space Administration (NASA). The rocket had three stages, with the first stage having the capability to launch about 3.5 million kg of mass. About 2.3 million kg was the actual fuel for the first stage; rockets in space have the unpleasant task of having to take their own chemicals with them to provide thrust.



Figure 9.1.1: Saturn V SA-513 lifts off to boost the Skylab Orbital Workshop into Earth orbit. It takes a lot of energy to launch a rocket into space. The Saturn V rocket used five of the most powerful engines ever built to take its initial step into orbit. (Public Domain; NASA)

Having to carry its own fuel puts a lot of mass burden on an engine in space. This is why NASA is developing other types of engines to minimize fuel mass. An ion thruster uses xenon atoms that have had at least one electron removed from their atoms. The resulting ions can be accelerated by electric fields, causing a thrust. Because xenon atoms are very large for atoms, the thrusting efficiency is high even though the actual thrust is low. Because of this, ion engines are useful only in space.




Figure 9.1.2: An Ion Thruster. Ion drives have low thrust, but high efficiency. They have already been used on several space missions, including NASA's Deep Space 1 spacecraft and Japan's Hayabusa asteroid sampling probe. Source: Photo courtesy of NASA, commons.wikimedia.org/wiki/File:Ion_Engine_Test_Firing_-_GPN-2000-000482.jpg.

Energy is a very important quantity in science and the world around us. Although most of our energy ultimately comes from the sun, much of the energy we use on a daily basis is rooted in chemical reactions. The gasoline in your car, the electricity in your house, the food in your diet—all provide substances for chemical reactions to provide energy (gasoline, food) or are produced from

chemical reactions (electricity, about 50% of which is generated by burning coal). As such, it is only natural that the study of chemistry involves energy.

This page titled [9.1: Introduction](#) is shared under a [CC BY-NC-SA 3.0](#) license and was authored, remixed, and/or curated by [Theodore Chan](#) via [source content](#) that was edited to the style and standards of the LibreTexts platform.

- [7.1: Introduction](#) by Anonymous is licensed [CC BY-NC-SA 3.0](#). Original source: <https://2012books.lardbucket.org/books/beginning-chemistry>.

9.2: Energy

Learning Objectives

- Define *energy*.
- Know the units of energy.
- Understand the law of conservation of energy.

Energy is the ability to do work. Think about it: when you have a lot of energy, you can do a lot of work; but if you're low on energy, you do not want to do much work. Work (w) itself is defined as a force (F) operating over a distance (Δx):

$$w = F \times \Delta x$$

In SI, force has units of newtons (N), while distance has units of meters. Therefore, work has units of N·m. This compound unit is redefined as a **Joule (J)**.

$$1 \text{ joule} = 1 \text{ newton} \cdot \text{meter} \quad 1 \text{ J} = 1 \text{ N} \cdot \text{m}$$

Because energy is the ability to do work, energy is also measured in joules. This is the primary unit of energy we will use here.

How much is 1 J? It is enough to warm up about one-fourth of a gram of water by 1°C. It takes about 12,000 J to warm a cup of coffee from room temperature to 50°C. So a joule is not a lot of energy. It will not be uncommon to measure energies in thousands of joules, so the kilojoule (kJ) is a common unit of energy, with 1 kJ equal to 1,000 J.

An older—but still common—unit of energy is the *calorie*. The calorie (cal) was originally defined in terms of warming up a given quantity of water. The modern definition of calorie equates it to joules:

$$1 \text{ cal} = 4.184 \text{ J}$$

The calorie is used when considering nutrition. Energy contents of foods are often expressed in calories. However, the calorie unit used for foods is actually the kilocalorie (kcal). Most foods indicate this by spelling the word with a capital C—Calorie. Figure 9.2.1 - Calories on Food Labels, shows one example.

Nutrition Facts			
Serving Size 3 oz. (85g)			
Amount Per Serving		As Served	
Calories 38		Calories from Fat 0	
		% Daily Value	
Total Fat	0g	0%	
Saturated Fat	0g	0%	
Cholesterol	0g	0%	
Sodium	0g	2%	
Total Carbohydrate	0g	3%	
Dietary Fiber	0g	8%	
Sugars	0g		
Protein	0g		
Vitamin A	270%	Vitamin C	10%
Calcium	2%	Iron	0%
Percent Daily Values are based on a 2,000 calorie diet. Your daily values may be higher or lower depending on your calorie needs:			
	Calories	2,000	2,500
Total Fat	Less than	65g	80g
Sat Fat	Less than	20g	80g
Cholesterol	Less than	300mg	300mg
Sodium	Less than	2,400mg	2,400mg
Total Carbohydrate		300g	375g
Dietary Fiber		25g	30g

Figure 9.2.1 Calories on Food Labels © Thinkstock. *This label expresses the energy content of the food, but in Calories (which are actually kilocalories).*

✓ Example 9.2.1

The label in Figure 9.2.1 states that the serving has 38 Cal. How many joules is this?

Solution

We recognize that with a capital C, the Calories unit is actually kilocalories. To determine the number of joules, we convert first from kilocalories to calories (using the definition of the *kilo-* prefix) and then from calories to joules (using the relationship between calories and joules). So

$$38 \cancel{\text{kcal}} \times \frac{1000 \cancel{\text{cal}}}{1 \cancel{\text{kcal}}} \times \frac{4.184 \text{ J}}{1 \cancel{\text{cal}}} = 160,000 \text{ J}$$

? Exercise 9.2.1

A serving of breakfast cereal usually has 110 Cal. How many joules of energy is this?

Answer

460,000 J

In the study of energy, we use the term **system** to describe the part of the universe under study: a beaker, a flask, or a container whose contents are being observed and measured. An **isolated system** is a system that does not allow a transfer of energy or matter into or out of the system. A good approximation of an isolated system is a closed, insulated thermos-type bottle. The fact that the thermos-type bottle is closed keeps matter from moving in or out, and the fact that it is insulated keeps energy from moving in or out.

One of the fundamental ideas about the total energy of an isolated system is that it does not increase or decrease. When this happens to a quantity, we say that the quantity is *conserved*. The **law of conservation of energy** states that the total energy of an isolated system does not change. As a scientific law, this concept occupies the highest level of understanding we have about the natural universe.

Key Takeaways

- Energy is the ability to do work and uses the unit joule.
- The law of conservation of energy states that the total energy of an isolated system does not increase or decrease.

This page titled 9.2: Energy is shared under a [CC BY-NC-SA 3.0](#) license and was authored, remixed, and/or curated by [Theodore Chan](#) via [source content](#) that was edited to the style and standards of the LibreTexts platform.

- 7.2: Energy by Anonymous is licensed [CC BY-NC-SA 3.0](#). Original source: <https://2012books.lardbucket.org/books/beginning-chemistry>.

9.3: Work and Heat

Learning Objectives

- Define a type of work in terms of pressure and volume.
- Define *heat*.
- Relate the amount of heat to a temperature change.

We have already defined work as a force acting through a distance. There are other equivalent definitions of work that are also important in chemistry.

When a certain volume of a gas expands, it works against an external pressure to expand (Figure 9.3.1 - Volume versus Pressure). That is, the gas must perform work. Assuming that the external pressure P_{ext} is constant, the amount of work done by the gas is given by the equation

$$w = -P_{\text{ext}} \times \Delta V$$

where ΔV is the change in volume of the gas. This term is always the final volume minus the initial volume,

$$\Delta V = V_{\text{final}} - V_{\text{initial}}$$

and can be positive or negative, depending on whether V_{final} is larger (is expanding) or smaller (is contracting) than V_{initial} . The negative sign in the equation for work is important and implies that as volume expands (ΔV is positive), the gas in the system is *losing* energy as work. On the other hand, if the gas is contracting, ΔV is negative, and the two negative signs make the work positive, so energy is being added to the system.

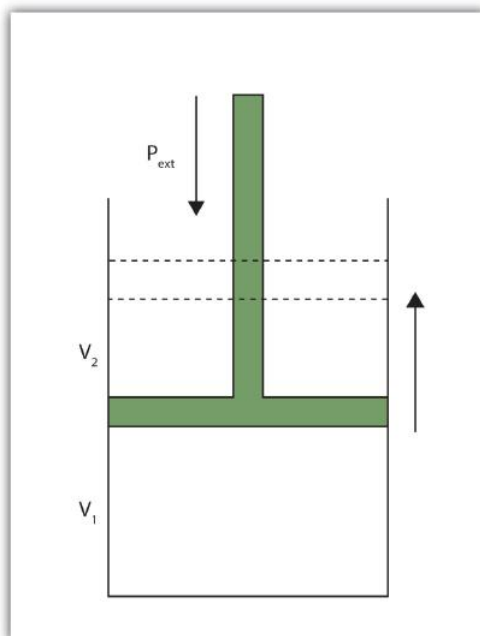


Figure 9.3.1 Volume versus Pressure. When a gas expands against an external pressure, the gas does work.

Finally, let us consider units. Volume changes are usually expressed in units like liters, while pressures are usually expressed in atmospheres. When we use the equation to determine work, the unit for work comes out as liter·atmospheres, or L·atm. This is not a very common unit for work. However, there is a conversion factor between L·atm and the common unit of work, joules:

$$1 \text{ L} \cdot \text{atm} = 101.32 \text{ J}$$

Using this conversion factor and the previous equation for work, we can calculate the work performed when a gas expands or contracts.

✓ Example 9.3.1

What is the work performed by a gas if it expands from 3.44 L to 6.19 L against a constant external pressure of 1.26 atm? Express the final answer in joules.

Solution

First we need to determine the change in volume, ΔV . A change is always the final value minus the initial value:

$$\Delta V = V_{\text{final}} - V_{\text{initial}} = 6.19 \text{ L} - 3.44 \text{ L} = 2.75 \text{ L}$$

Now we can use the definition of work to determine the work done:

$$w = -P_{\text{ext}} \cdot \Delta V = -(1.26 \text{ atm})(2.75 \text{ L}) = -3.47 \text{ L}\cdot\text{atm}$$

Now we construct a conversion factor from the relationship between liter-atmospheres and joules:

$$-3.47 \text{ L}\cdot\cancel{\text{atm}} \times \frac{101.32 \text{ J}}{1 \cancel{\text{ L}\cdot\text{atm}}} = -351 \text{ J}$$

We limit the final answer to three significant figures, as appropriate.

? Exercise 9.3.1

What is the work performed when a gas expands from 0.66 L to 1.33 L against an external pressure of 0.775 atm?

Answer

-53 J

Heat is another aspect of energy. **Heat** is the transfer of energy from one body to another due to a difference in temperature. For example, when we touch something with our hands, we interpret that object as either hot or cold depending on how energy is transferred: If energy is transferred into your hands, the object feels hot. If energy is transferred from your hands to the object, your hands feel cold. Because heat is a measure of energy transfer, heat is also measured in joules.

For a given object, the amount of heat (q) involved is proportional to two things: the mass of the object (m) and the temperature change (ΔT) evoked by the energy transfer. We can write this mathematically as

$$q \propto m \times \Delta T$$

where \propto means "is proportional to." To make a proportionality an equality, we include a proportionality constant. In this case, the proportionality constant is labeled c and is called the **specific heat capacity**, or, more succinctly, **specific heat**:

$$q = mc\Delta T$$

where the mass, specific heat, and change in temperature are multiplied together. Specific heat is a measure of how much energy is needed to change the temperature of a substance; the larger the specific heat, the more energy is needed to change the temperature. The units for specific heat are

$$\frac{\text{J}}{\text{g}\cdot\text{C}} \text{ or } \frac{\text{J}}{\text{g}\cdot\text{K}}$$

depending on what the unit of ΔT is. You may note a departure from the insistence that temperature be expressed in Kelvin. That is because a *change* in temperature has the same value whether the temperatures are expressed in degrees Celsius or kelvins.

✓ Example 9.3.2

Calculate the heat involved when 25.0 g of Fe increase temperature from 22°C to 76°C. The specific heat of Fe is 0.449 J/g°C.

Solution

First we need to determine ΔT . A change is always the final value minus the initial value:

$$\Delta T = 76^\circ\text{C} - 22^\circ\text{C} = 54^\circ\text{C}$$

Now we can use the expression for q , substitute for all variables, and solve for heat:

$$q = (25.0 \text{ g})(0.449 \frac{\text{J}}{\text{g} \cdot ^\circ\text{C}})(54^\circ\text{C}) = 610 \text{ J}$$

Note how the g and $^\circ\text{C}$ units cancel, leaving J, a unit of heat. Also note that this value of q is inherently positive, meaning that energy is going into the system.

? Exercise 9.3.2

Calculate the heat involved when 76.5 g of Ag increase temperature from 17.8°C to 144.5°C . The specific heat of Ag is $0.233 \text{ J/g} \cdot ^\circ\text{C}$.

Answer

2,260 J

As with any equation, when you know all but one variable in the expression for q , you can determine the remaining variable by using algebra.

✓ Example 9.3.3

It takes 5,408 J of heat to raise the temperature of 373 g of Hg by 104°C . What is the specific heat of Hg?

Solution

We can start with the equation for q , but now different values are given, and we need to solve for specific heat. Note that ΔT is given directly as 104°C . Substituting,

$$5,408 \text{ J} = (373 \text{ g})c(104^\circ\text{C})$$

We divide both sides of the equation by 373 g and 104°C :

$$c = \frac{5408 \text{ J}}{(373 \text{ g})(104^\circ\text{C})}$$

Combining the numbers and bringing together all the units, we get

$$c = 0.139 \frac{\text{J}}{\text{g} \cdot ^\circ\text{C}}$$

? Exercise 9.3.3

Gold has a specific heat of $0.129 \text{ J/g} \cdot ^\circ\text{C}$. If 1,377 J are needed to increase the temperature of a sample of gold by 99.9°C , what is the mass of the gold?

Answer

107 g

Table 9.3.1: Specific Heats of Various Substances, lists the specific heats of some substances. Specific heat is a physical property of substances, so it is a characteristic of the substance. The general idea is that the lower the specific heat, the less energy is required to change the temperature of the substance by a certain amount.

Table 9.3.1: Specific Heats of Various Substances.

Substance	Specific Heat ($\text{J/g} \cdot ^\circ\text{C}$)
water	4.184
iron	0.449

Substance	Specific Heat ($\text{J/g}\cdot^{\circ}\text{C}$)
gold	0.129
mercury	0.139
aluminum	0.900
ethyl alcohol	2.419
magnesium	1.03
helium	5.171
oxygen	0.918

Key Takeaways

- Work can be defined as a gas changing volume against a constant external pressure.
- Heat is the transfer of energy due to temperature differences.
- Heat can be calculated in terms of mass, temperature change, and specific heat.

This page titled [9.3: Work and Heat](#) is shared under a [CC BY-NC-SA 3.0](#) license and was authored, remixed, and/or curated by [Theodore Chan](#) via [source content](#) that was edited to the style and standards of the LibreTexts platform.

- [7.3: Work and Heat](#) by Anonymous is licensed [CC BY-NC-SA 3.0](#). Original source: <https://2012books.lardbucket.org/books/beginning-chemistry>.

9.4: Enthalpy and Chemical Reactions

Learning Objectives

- Define *enthalpy*.
- Properly express the enthalpy change of chemical reactions.
- Explain how enthalpy changes are measured experimentally.

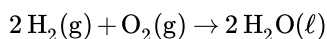
Now that we have shown how energy, work, and heat are related, we are ready to consider energy changes in chemical reactions. A fundamental concept is that *every chemical reaction occurs with a concurrent change in energy*. Now we need to learn how to properly express these energy changes.

Our study of gases in Chapter 6, and our definition of work in Section 7.3, indicate that conditions like pressure, volume, and temperature affect the energy content of a system. What we need is a definition of energy that holds when some of these conditions are specified (somewhat similar to our definition of standard temperature and pressure in our study of gases). We define the **enthalpy change** (ΔH) as the heat of a process when pressure is held constant:

$$\Delta H \equiv q \text{ at constant pressure}$$

The letter H stands for "enthalpy," a kind of energy, while the Δ implies a change in the quantity. We will always be interested in the change in H , rather than the absolute value of H itself.

When a chemical reaction occurs, there is a characteristic change in enthalpy. The enthalpy change for a reaction is typically written after a balanced chemical equation and on the same line. For example, when two moles of hydrogen react with one mole of oxygen to make two moles of water, the characteristic enthalpy change is 570 kJ. We write the equation as



with $\Delta H = -570 \text{ kJ}$

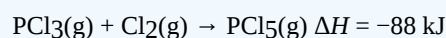
A chemical equation that includes an enthalpy change is called a **thermochemical equation**. A thermochemical equation is assumed to refer to the equation in molar quantities, which means it must be interpreted in terms of moles, not individual molecules.

✓ Example 9.4.1

Write the thermochemical equation for the reaction of $\text{PCl}_3(\text{g})$ with $\text{Cl}_2(\text{g})$ to make $\text{PCl}_5(\text{g})$, which has an enthalpy change of -88 kJ .

Solution

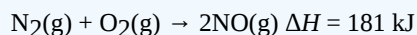
The thermochemical equation is



? Exercise 9.4.1

Write the thermochemical equation for the reaction of $\text{N}_2(\text{g})$ with $\text{O}_2(\text{g})$ to make $2\text{NO}(\text{g})$, which has an enthalpy change of 181 kJ .

Answer



You may have noticed that the ΔH for a chemical reaction may be positive or negative. The number is assumed to be positive if it has no sign; a $+$ sign can be added explicitly to avoid confusion. A chemical reaction that has a positive ΔH is said to be **endothermic**, while a chemical reaction that has a negative ΔH is said to be **exothermic**.

What does it mean if the ΔH of a process is positive? It means that the system in which the chemical reaction is occurring is gaining energy. If one considers the energy of a system as being represented as a height on a vertical energy plot, the enthalpy

change that accompanies the reaction can be diagrammed as in part (a) of Figure 9.4.1 Reaction Energy: the energy of the reactants has some energy, and the system increases its energy as it goes to products. The products are higher on the vertical scale than the reactants. Endothermic, then, implies that the system *gains*, or absorbs, energy.

An opposite situation exists for an exothermic process, as shown in part (b) of Figure 9.4.1 - Reaction Energy. If the enthalpy change of a reaction is negative, the system is losing energy, so the products have less energy than the reactants, and the products are lower on the vertical energy scale than the reactants are. Exothermic, then, implies that the system *loses*, or gives off, energy.

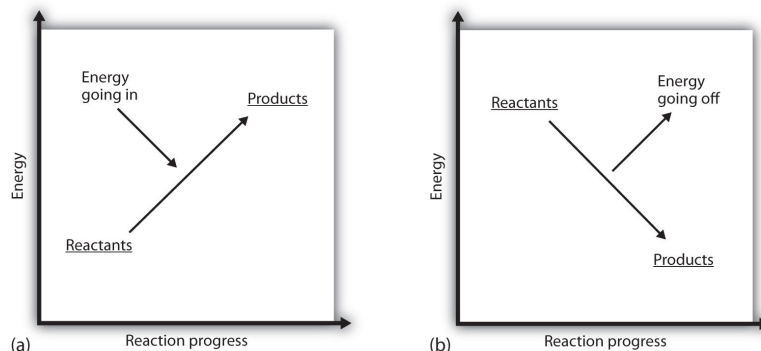
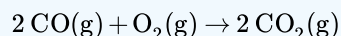


Figure 9.4.1 Reaction Energy (a) In an endothermic reaction, the energy of the system increases (i.e., moves higher on the vertical scale of energy). (b) In an exothermic reaction, the energy of the system decreases (i.e., moves lower on the vertical scale of energy).

✓ Example 9.4.2

Consider this thermochemical equation.



with $\Delta H = -565 \text{ kJ}$

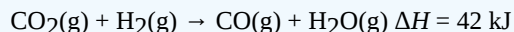
Is it exothermic or endothermic? How much energy is given off or absorbed?

Solution

By definition, a chemical reaction that has a negative ΔH is exothermic, meaning that this much energy—in this case, 565 kJ—is given off by the reaction.

? Exercise 9.4.2

Consider this thermochemical equation.



Is it exothermic or endothermic? How much energy is given off or absorbed?

Answer

Endothermic; 42 kJ are absorbed.

How are ΔH values measured experimentally? Actually, ΔH is not measured; q is measured. But the measurements are performed under conditions of constant pressure, so ΔH is equal to the q measured.

Experimentally, q is measured by taking advantage of the equation

$$q = mc\Delta T$$

We pre-measure the mass of the chemicals in a system. Then we let the chemical reaction occur and measure the change in temperature (ΔT) of the system. If we know the specific heat of the materials in the system (typically we do), we can calculate q . That value of q is numerically equal to the ΔH of the process, which we can scale up to a molar scale. The container in which the system resides is typically insulated, so any energy change goes into changing the temperature of the system, rather than being

leaked from the system. The container is referred to as a **calorimeter**, and the process of measuring changes in enthalpy is called **calorimetry**.

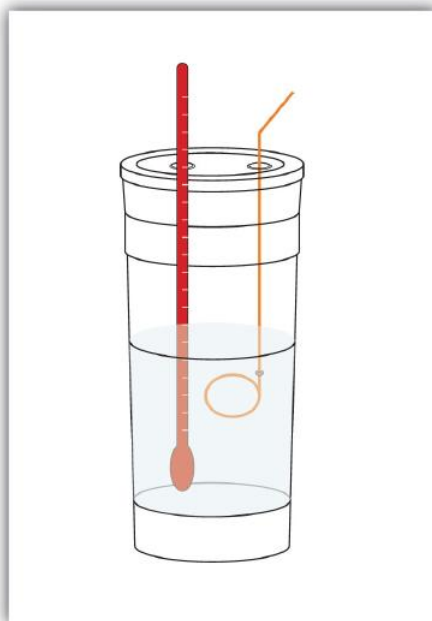
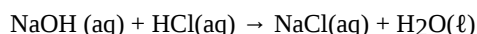


Figure 9.4.2 Calorimeters. A simple calorimeter can be constructed from some nested foam coffee cups, a cover, a thermometer, and a stirrer.

For example, suppose 4.0 g of NaOH, or 0.10 mol of NaOH, are dissolved to make 100.0 mL of aqueous solution; while 3.65 g of HCl, or 0.10 mol of HCl, are dissolved to make another 100.0 mL of aqueous solution. The two solutions are mixed in an insulated calorimeter, a thermometer is inserted, and the calorimeter is covered (See Figure 9.4.2 - Calorimeters for an example setup). The thermometer measures the temperature change as the following chemical reaction occurs:



An observer notes that the temperature increases from 22.4°C to 29.1°C. Assuming that the heat capacities and densities of the solutions are the same as those of pure water, we now have the information we need to determine the enthalpy change of the chemical reaction. The total amount of solution is 200.0 mL, and with a density of 1.00 g/mL, we thus have 200.0 g of solution. Using the equation for q , we substitute for our experimental measurements and the specific heat of water (in Table 9.4.1 of Section 7.3).

$$q = (200.0 \text{ g})(4.184 \frac{\text{J}}{\text{g} \cdot ^\circ\text{C}})(6.7 ^\circ\text{C})$$

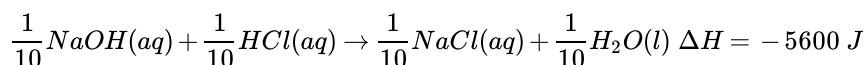
Solving for q , we get

$$q = 5600 \text{ J} \equiv \Delta H \text{ for the reaction}$$

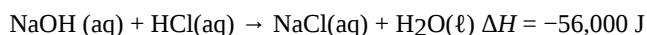
The heat q is equal to the ΔH for the reaction because the chemical reaction occurs at constant pressure. However, the reaction is giving off this amount of energy, so the actual sign on ΔH is negative:

$$\Delta H = -5,600 \text{ J for the reaction}$$

Thus, we have the following thermochemical equation for the chemical reaction that occurred in the calorimeter:



The 1/10 coefficients are present to remind us that we started with one-tenth of a mole of each reactant, so we make one-tenth of a mole of each product. Typically, however, we report thermochemical equations in terms of moles, not one-tenth of a mole. To scale up to molar quantities, we must multiply the coefficients by 10. However, when we do this, we get 10 times as much energy. Thus, we have



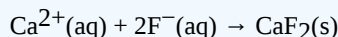
The ΔH can be converted into kJ units, so our final thermochemical equation is



We have just taken our experimental data from calorimetry and determined the enthalpy change of a chemical reaction. Similar measurements on other chemical reactions can determine the ΔH values of any chemical reaction you want to study.

✓ Example 9.4.3

A 100 mL solution of 0.25 mol of $\text{Ca}^{2+}(\text{aq})$ was mixed with 0.50 mol of $\text{F}^{-}(\text{aq})$ ions, and CaF_2 was precipitated:



The temperature of the solution increased by 10.5°C . What was the enthalpy change for the chemical reaction? What was the enthalpy change for the production of 1 mol of CaF_2 ? Assume that the solution has the same density and specific heat as water.

Solution

Because we are given ΔT directly, we can determine the heat of the reaction, which is equal to ΔH :

$$q = (100 \text{ g}) \left(4.184 \frac{\text{J}}{\text{g} \cdot ^{\circ}\text{C}} \right) (10.5 ^{\circ}\text{C})$$

Solving for q , we get

$$q = 4,400 \text{ J}$$

Therefore, $\Delta H = -4,400 \text{ J}$.

According to the stoichiometry of the reaction, exactly 0.25 mol of CaF_2 will form, so this quantity of heat is for 0.25 mol. For 1 mol of CaF_2 , we need to scale up the heat by a factor of four:

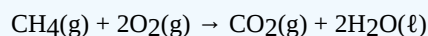
$$q = 4,400 \text{ J} \times 4 = 17,600 \text{ J for 1 mol CaF}_2$$

On a molar basis, the change in enthalpy is

$$\Delta H = -17,600 \text{ J} = -17.6 \text{ kJ}$$

? Exercise 9.4.3

In a calorimeter at constant pressure, 0.10 mol of $\text{CH}_4(\text{g})$ and 0.20 mol of $\text{O}_2(\text{g})$ are reacted.



The reaction warms 750.0 g of H_2O by 28.4°C . What is ΔH for the reaction on a molar scale?

Answer

-891 kJ

Key Takeaways

- Every chemical reaction occurs with a concurrent change in energy.
- The change in enthalpy equals heat at constant pressure.
- Enthalpy changes can be expressed by using thermochemical equations.
- Enthalpy changes are measured by using calorimetry.

This page titled [9.4: Enthalpy and Chemical Reactions](#) is shared under a [CC BY-NC-SA 3.0](#) license and was authored, remixed, and/or curated by [Theodore Chan](#) via [source content](#) that was edited to the style and standards of the LibreTexts platform.

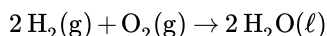
- [7.4: Enthalpy and Chemical Reactions](#) by Anonymous is licensed [CC BY-NC-SA 3.0](#). Original source: <https://2012books.lardbucket.org/books/beginning-chemistry>.

9.5: Stoichiometry Calculations Using Enthalpy

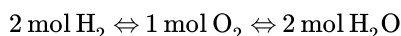
Learning Objective

- Perform stoichiometry calculations using energy changes from thermochemical equations.

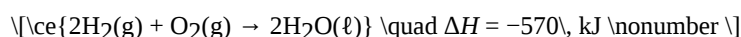
Previously, we related quantities of one substance to another in a chemical equation by performing calculations that used the balanced chemical equation; the balanced chemical equation provided equivalents that we used to construct conversion factors. For example, in the balanced chemical equation



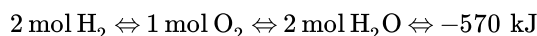
we recognized the equivalents



where \Leftrightarrow is the mathematical symbol for "is equivalent to." In our thermochemical equation, however, we have another quantity—energy change:



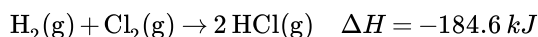
This new quantity allows us to add another equivalent to our list:



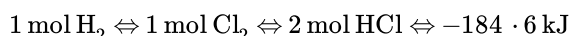
That is, we can now add an energy amount to the equivalents—the enthalpy change of a balanced chemical reaction. This equivalence can also be used to construct conversion factors so that we can relate enthalpy change to amounts of substances reacted or produced.

Note that these equivalents address a concern. When an amount of energy is listed for a balanced chemical reaction, what amount(s) of reactants or products does it refer to? The answer is that it relates to the number of moles of the substance, as indicated by its coefficient in the balanced chemical reaction. Thus, 2 mol of H_2 are related to -570 kJ , while 1 mol of O_2 is related to -570 kJ . This is why the unit on the energy change is kJ, not kJ/mol.

For example, consider the thermochemical equation



The equivalencies for this thermochemical equation are



Suppose we are asked how much energy is given off when 8.22 mol of H_2 react. We would construct a conversion factor between the number of moles of H_2 and the energy given off, -184.6 kJ :

$$8.22 \text{ mol H}_2 \times \frac{-184.6 \text{ kJ}}{2 \text{ mol H}_2} = -1520 \text{ kJ}$$

The negative sign means that this much energy is given off.

✓ Example 9.5.1

Given the thermochemical equation



how much energy is given off when 222.4 g of N_2 reacts?

Solution

The balanced thermochemical equation relates the energy change to moles, not grams, so we first convert the amount of N_2 to moles and then use the thermochemical equation to determine the energy change:

$$222.4 \cancel{g N_2} \times \frac{1 \cancel{mol N_2}}{28.00 \cancel{g N_2}} \times \frac{-91.8 \cancel{kJ}}{1 \cancel{mol N_2}} = -729 \text{ kJ}$$

? Exercise 9.5.1

Given the thermochemical equation



how much heat is given off when 1.00 g of H_2 reacts?

Answer

-15.1 kJ

Like any stoichiometric quantity, we can start with energy and determine an amount, rather than the other way around.

✓ Example 9.5.1

Given the thermochemical equation



if 558 kJ of energy are supplied, what mass of NO can be made?

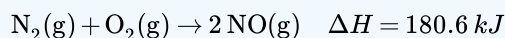
Solution

This time, we start with an amount of energy

$$558 \cancel{kJ} \times \frac{2 \cancel{mol NO}}{180.6 \cancel{kJ}} \times \frac{30.0 \text{ g NO}}{1 \cancel{mol NO}} = 185 \text{ g NO}$$

? Exercise 9.5.1

How many grams of N_2 will react if 100.0 kJ of energy are supplied?

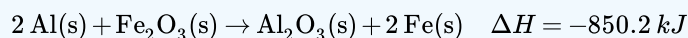


Answer

15.5 g

✓ Chemistry is Everywhere: Welding with Chemical Reactions

One very energetic reaction is called the **thermite reaction**. Its classic reactants are aluminum metal and iron(III) oxide; the reaction produces iron metal and aluminum oxide:



When properly done, the reaction gives off so much energy that the iron product comes off as a *liquid*. (Iron normally melts at 1,536°C.) If carefully directed, the liquid iron can fill spaces between two or more metal parts and, after it quickly cools, can weld the metal parts together.

Thermite reactions are used for this purpose even today. For civilian purposes, they are used to reweld broken locomotive axles that cannot be easily removed for repair. They are also used to weld railroad tracks together. Thermite reactions can also be used to separate thin pieces of metal if, for whatever reason, a torch doesn't work.



Figure 9.5.1 Thermite mixture. A small clay pot contains a thermite mixture. It is reacting at high temperature in the photo and will eventually produce molten metal to join the railroad tracks below it. (Public Domain; Skatebiker via [Wikipedia](#))

Thermite reactions are also used for military purposes. Thermite mixtures are frequently used with additional components as incendiary devices—devices that start fires. Thermite reactions are also useful in disabling enemy weapons—a piece of artillery does not work when it has a hole melted into its barrel as a result of a thermite reaction!

Key Takeaway

- The energy change of a chemical reaction can be used in stoichiometry calculations.

This page titled [9.5: Stoichiometry Calculations Using Enthalpy](#) is shared under a [CC BY-NC-SA 3.0](#) license and was authored, remixed, and/or curated by [Theodore Chan](#) via [source content](#) that was edited to the style and standards of the LibreTexts platform.

- [7.5: Stoichiometry Calculations Using Enthalpy](#) by Anonymous is licensed [CC BY-NC-SA 3.0](#). Original source: <https://2012books.lardbucket.org/books/beginning-chemistry>.

9.6: Hess's Law

Learning Objective

- Learn how to combine chemical equations and their enthalpy changes.

Now that we understand that chemical reactions occur with a simultaneous change in energy, we can apply the concept more broadly. To start, remember that some chemical reactions are rather difficult to perform. For example, consider the combustion of carbon to make carbon monoxide:

[Math Processing Error]

In reality, this is extremely difficult to do. Given the opportunity, carbon will react to make another compound, carbon dioxide:

[Math Processing Error]

Is there a way around this? Yes. It comes from the understanding that chemical equations can be treated like algebraic equations, with the arrow acting like the equals sign. Like algebraic equations, chemical equations can be combined, and if the same substance appears on both sides of the arrow, it can be canceled out (much like a spectator ion in ionic equations). For example, consider these two reactions:

[Math Processing Error]

If we added these two equations by combining all the reactants together and all the products together, we would get

[Math Processing Error]

We note that *[Math Processing Error]* appears on both sides of the arrow, so they cancel:

[Math Processing Error]

We also note that there are 2 mol of O₂ on the reactant side, and 1 mol of O₂ on the product side. We can cancel 1 mol of O₂ from both sides:

[Math Processing Error]

What do we have left?

[Math Processing Error]

This is the reaction we are looking for! So by algebraically combining chemical equations, we can generate new chemical equations that may not be feasible to perform.

What about the enthalpy changes? **Hess's law** states that when chemical equations are combined algebraically, their enthalpies can be combined in exactly the same way. Two corollaries immediately present themselves:

1. If a chemical reaction is reversed, the sign on *[Math Processing Error]* is changed.
2. If a multiple of a chemical reaction is taken, the same multiple of the *[Math Processing Error]* is taken as well.

What are the equations being combined? The first chemical equation is the combustion of C, which produces CO₂:

[Math Processing Error]

This reaction is two times the reaction to make *[Math Processing Error]* from *[Math Processing Error]* and *[Math Processing Error]*, whose enthalpy change is known:

[Math Processing Error]

According to the first corollary, the first reaction has an energy change of two times -393.5 kJ, or -787.0 kJ:

[Math Processing Error]

The second reaction in the combination is related to the combustion of CO(g):

[Math Processing Error]

The second reaction in our combination is the reverse of the combustion of CO. When we reverse the reaction, we change the sign on the ΔH :

[Math Processing Error]

Now that we have identified the enthalpy changes of the two component chemical equations, we can combine the [Math Processing Error] values and add them:

[Math Processing Error]

Hess's law is very powerful. It allows us to combine equations to generate new chemical reactions whose enthalpy changes can be calculated, rather than directly measured.

✓ Example [Math Processing Error]

Determine the enthalpy change of

[Math Processing Error]

from these reactions:

[Math Processing Error]

[Math Processing Error]

[Math Processing Error]

Solution

We will start by writing chemical reactions that put the correct number of moles of the correct substance on the proper side. For example, our desired reaction has C_2H_4 as a reactant, and only one reaction from our data has C_2H_4 . However, it has C_2H_4 as a product. To make it a reactant, we need to reverse the reaction, changing the sign on the ΔH :

[Math Processing Error]

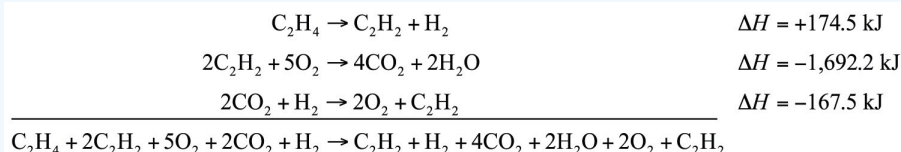
We need CO_2 and H_2O as products. The second reaction has them on the proper side, so let us include one of these reactions (with the hope that the coefficients will work out when all of our reactions are added):

[Math Processing Error]

We note that we now have 4 mol of CO_2 as products; we need to get rid of 2 mol of CO_2 . The last reaction has $2CO_2$ as a reactant. Let us use it as written:

[Math Processing Error]

We combine these three reactions, modified as stated:



What cancels? $2C_2H_2$, H_2 , $2O_2$, and $2CO_2$. What is left is

[Math Processing Error]

which is the reaction we are looking for. The [Math Processing Error] of this reaction is the sum of the three [Math Processing Error] values:

$$\Delta H = +174.5 - 1,692.2 - 167.5 = -1,685.2 \text{ kJ}$$

? Exercise [Math Processing Error]

Given the thermochemical equations

[Math Processing Error]

[Math Processing Error]

determine [Math Processing Error] for

[Math Processing Error]

Answer

+136 kJ

Key Takeaway

- Hess's law allows us to combine reactions algebraically and then combine their enthalpy changes the same way.

This page titled [9.6: Hess's Law](#) is shared under a [CC BY-NC-SA 3.0](#) license and was authored, remixed, and/or curated by [Theodore Chan](#) via [source content](#) that was edited to the style and standards of the LibreTexts platform.

- [7.6: Hess's Law](#) by Anonymous is licensed [CC BY-NC-SA 3.0](#). Original source: <https://2012books.lardbucket.org/books/beginning-chemistry/>.

9.7: Formation Reactions

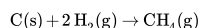
Learning Objectives

- Define a *formation reaction* and be able to recognize one.
- Use enthalpies of formation to determine the enthalpy of reaction.

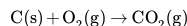
Hess's law allows us to construct new chemical reactions and predict what their enthalpies of reaction will be. This is a very useful tool because it is not necessary to measure the enthalpy changes of every possible reaction. We need measure only the enthalpy changes of certain benchmark reactions, and then use these reactions to algebraically construct any possible reaction and combine the enthalpies of the benchmark reactions accordingly.

But what are the benchmark reactions? We need to have some agreed-on sets of reactions that provide the central data for any thermochemical equation.

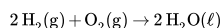
Formation reactions are chemical reactions that form one mole of a substance from its constituent elements in their standard states. The term *standard states* means as a diatomic molecule, if that is how the element exists, and in the proper phase at normal temperatures (typically room temperature). The product is one mole of substance, which may require that coefficients on the reactant side be fractional (a change from our normal insistence that all coefficients be whole numbers). For example, the formation reaction for methane (CH_4) is



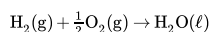
The formation reaction for carbon dioxide (CO_2) is



In both cases, one of the elements is a diatomic molecule because that is the standard state for that particular element. The formation reaction for H_2O :



—is *not* in a standard state because the coefficient on the product is 2; for a proper formation reaction, only one mole of product is formed. Thus, we have to divide all coefficients by 2:



On a molecular scale, we are using half of an oxygen molecule, which may be problematic to visualize. However, on a molar level, it implies that we are reacting only half of a mole of oxygen molecules, which should be an easy concept for us to understand.

✓ Example 9.7.1

Which of the following are proper formation reactions?

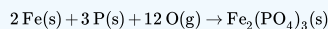
- $\text{H}_2(\text{g}) + \text{Cl}_2(\text{g}) \rightarrow 2 \text{HCl}(\text{g})$
- $\text{Si(s)} + 2 \text{F}_2(\text{g}) \rightarrow \text{SiF}_4(\text{g})$
- $\text{CaO(s)} + \text{CO}_2 \rightarrow \text{CaCO}_3(\text{s})$

Solution

- In this reaction, two moles of product are produced, so this is not a proper formation reaction.
- In this reaction, one mole of a substance is produced from its elements in their standard states, so this is a proper formation reaction.
- One mole of a substance is produced, but it is produced from two other compounds, not its elements. So this is not a proper formation reaction.

? Exercise 9.7.1

Is this a proper formation reaction? Explain why or why not.



Answer

This is not a proper formation reaction because oxygen is not written as a diatomic molecule.

Given the formula of any substance, you should be able to write the proper formation reaction for that substance.

✓ Example 9.7.2

Write formation reactions for each of the following.

- FeO(s)
- $\text{C}_2\text{H}_6(\text{g})$

Solution

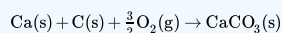
In both cases, there is one mole of the substance as product, and the coefficients of the reactants may have to be fractional to balance the reaction.

- $\text{Fe(s)} + \frac{1}{2} \text{O}_2(\text{g}) \rightarrow \text{FeO(s)}$
- $2 \text{C(s)} + 3 \text{H}_2(\text{g}) \rightarrow \text{C}_2\text{H}_6(\text{g})$

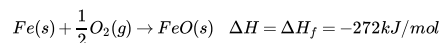
? Exercise 9.7.2

Write the equation for the formation of $\text{CaCO}_3(\text{s})$.

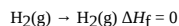
Answer



The enthalpy change for a formation reaction is called the **enthalpy of formation** and is given the symbol ΔH_f . The subscript *f* is the clue that the reaction of interest is a formation reaction. Thus, for the formation of FeO(s) ,

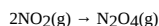


Note that now we are using kJ/mol as the unit because it is understood that the enthalpy change is for one mole of substance. Note, too, by definition, that the enthalpy of formation of an element is exactly zero because making an element from an element is no change. For example,

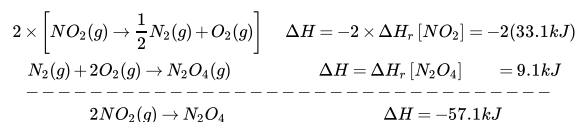


Formation reactions and their enthalpies are important because *these are the thermochemical data that are tabulated* for any chemical reaction. Table 9.7.1 - Enthalpies of Formation for Various Substances, lists some enthalpies of formation for a variety of substances; in some cases, however, phases can be important (e.g., for H₂O).

It is easy to show that any general chemical equation can be written in terms of the formation reactions of its reactants and products, some of them reversed (which means the sign must change in accordance with Hess's law). For example, consider



We can write it in terms of the (reverse) formation reaction of NO₂ and the formation reaction of N₂O₄:



We must multiply the first reaction by 2 to get the correct overall balanced equation. We are simply using Hess's law in combining the ΔH_f values of the formation reactions.

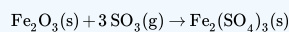
Table 9.7.1 Enthalpies of Formation for Various Substances

Compound	ΔH_f (kJ/mol)	Compound	ΔH_f (kJ/mol)	Compound	ΔH_f (kJ/mol)	Compound	ΔH_f (kJ/mol)
Ag(s)	0	Ca(s)	0	Hg ₂ Cl ₂ (s)	-265.37	NaHCO ₃ (s)	-950.81
AgBr(s)	-100.37	CaCl ₂ (s)	-795.80	I ₂ (s)	0	NaN ₃ (s)	21.71
AgCl(s)	-127.01	CaCO ₃ (s, arag)	-1,207.1	K(s)	0	Na ₂ CO ₃ (s)	-1,130.77
Al(s)	0	CaCO ₃ (s, calc)	-1,206.9	KBr(s)	-393.8	Na ₂ O(s)	-417.98
Al ₂ O ₃ (s)	-1,675.7	Cl ₂ (g)	0	KCl(s)	-436.5	Na ₂ SO ₄ (s)	-331.64
Ar(g)	0	Cr(s)	0	KF(s)	-567.3	Ne(g)	0
Au(s)	0	Cr ₂ O ₃ (s)	-1,134.70	KI(s)	-327.9	Ni(s)	0
BaSO ₄ (s)	-1,473.19	Cs(s)	0	Li(s)	0	O ₂ (g)	0
Br ₂ (l)	0	Cu(s)	0	LiBr(s)	-351.2	O ₃ (g)	142.67
C(s, dia)	1.897	F ₂ (g)	0	LiCl(s)	-408.27	PH ₃ (g)	22.89
C(s, gra)	0	Fe(s)	0	LiF(s)	-616.0	Pb(s)	0
CCl ₄ (l)	-128.4	Fe ₂ (SO ₄) ₃ (s)	-2,583.00	LiI(s)	-270.4	PbCl ₂ (s)	-359.41
CH ₂ O(g)	-115.90	Fe ₂ O ₃ (s)	-825.5	Mg(s)	0	PbO ₂ (s)	-274.47
CH ₃ COOH(l)	-483.52	Ga(s)	0	MgO(s)	-601.60	PbSO ₄ (s)	-919.97
CH ₃ OH(l)	-238.4	HBr(g)	-36.29	NH ₃ (g)	-45.94	Pt(s)	0
CH ₄ (g)	-74.87	HCl(g)	-92.31	NO(g)	90.29	S(s)	0
CO(g)	-110.5	HF(g)	-273.30	NO ₂ (g)	33.10	SO ₂ (g)	-296.81
CO ₂ (g)	-393.51	HI(g)	26.5	N ₂ (g)	0	SO ₃ (g)	-395.77
C ₂ H ₅ OH(l)	-277.0	HNO ₂ (g)	-76.73	N ₂ O(g)	82.05	SO ₃ (l)	-438
C ₂ H ₆ (g)	-83.8	HNO ₃ (g)	-134.31	N ₂ O ₄ (g)	9.08	Si(s)	0
C ₆ H ₁₂ (l)	-157.7	H ₂ (g)	0	N ₂ O ₅ (g)	11.30	U(s)	0
C ₆ H ₁₂ O ₆ (s)	-1277	H ₂ O(g)	-241.8	Na(s)	0	UF ₆ (s)	-2,197.0
C ₆ H ₁₄ (l)	-198.7	H ₂ O(l)	-285.83	NaBr(s)	-361.1	UO ₂ (s)	-1,085.0
C ₆ H ₅ CH ₃ (l)	12.0	H ₂ O(s)	-292.72	NaCl(s)	-385.9	Xe(g)	0
C ₆ H ₆ (l)	48.95	He(g)	0	NaF(s)	-576.6	Zn(s)	0
C ₁₀ H ₈ (s)	77.0	Hg(l)	0	NaI(s)	-287.8	ZnCl ₂ (s)	-415.05
C ₁₂ H ₂₂ O ₁₁ (s)	-2,221.2						

Sources: National Institute of Standards and Technology's Chemistry WebBook(opens in new window); D. R. Lide, ed., *CRC Handbook of Chemistry and Physics*, 89th ed. (Boca Raton, FL: CRC Press, 2008); J. A. Dean, ed., *Lange's Handbook of Chemistry*, 14th ed. (New York: McGraw-Hill, 1992).

✓ Example 9.7.3

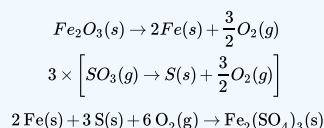
Show that the reaction



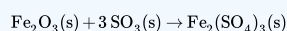
can be written as a combination of formation reactions.

Solution

There will be three formation reactions. The one for the products will be written as a formation reaction, while the ones for the reactants will be written in reverse. Furthermore, the formation reaction for SO₃ will be multiplied by 3 because there are three moles of SO₃ in the balanced chemical equation. The formation reactions are as follows:

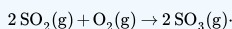


When these three equations are combined and simplified, the overall reaction is

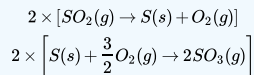


? Exercise 9.7.3

Write the formation reactions that will yield



Answer



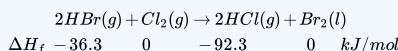
Now that formation reactions have been established as the major type of thermochemical reaction being examined in this chapter, it is necessary to write all of the formation reactions when the aim is to determine the enthalpy change of any random chemical reaction? No. There is an easier way. You may have noticed in all of our examples that signs are changed on the enthalpies of formation of the reactants, and signs are not changed on the enthalpies of formation of the products. We also multiply the enthalpies of formation of any substance by its coefficient—technically, even when it is just 1. This allows us to make the following statement: *the enthalpy change of any chemical reaction is equal to the sum of the enthalpies of formation of the products minus the sum of the enthalpies of formation of the reactants*. In mathematical terms,

$$\Delta H_{\text{rxn}} = \sum n_p \Delta H_{f,p} - \sum n_r \Delta H_{f,r}$$

where n_p and n_r are the number of moles of products and reactants, respectively (even if they are just 1 mol), and $\Delta H_{f,p}$ and $\Delta H_{f,r}$ are the enthalpies of formation of the product and reactant species, respectively. This *products-minus-reactants* scheme is very useful in determining the enthalpy change of any chemical reaction, if the enthalpy of formation data are available. Because the mol units cancel when multiplying the amount by the enthalpy of formation, the enthalpy change of the chemical reaction has units of energy (joules or kilojoules) only.

✓ Example 9.7.4

Use the products-minus-reactants approach to determine the enthalpy of reaction for



Solution

The enthalpies of formation are multiplied by the number of moles of each substance in the chemical equation, and the total enthalpy of formation for reactants is subtracted from the total enthalpy of formation of the products:

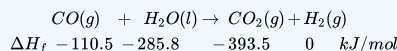
$$\Delta H_{\text{rxn}} = \left[(2 \text{ mol}) (-92.3 \text{ kJ/mol}) + (1 \text{ mol}) (0 \text{ kJ/mol}) \right] - \left[(2 \text{ mol}) (-36.3 \text{ kJ/mol}) + (1 \text{ mol}) (0 \text{ kJ/mol}) \right]$$

All the mol units cancel. Multiplying and combining all the values, we get

$$\Delta H_{\text{rxn}} = -112.0 \text{ kJ}$$

? Exercise 9.7.4

What is the enthalpy of reaction for this chemical equation?



Answer

$$+2.8 \text{ kJ}$$

✓ Food and Drink Application: Calories and Nutrition

Section 7.2 mentioned the connection between the calorie unit and nutrition: the calorie is the common unit of energy used in nutrition, but we actually consider the kilocalorie (spelled Calorie with a capital C). A daily diet of 2,000 Cal is actually 2,000,000 cal, or over 8,000,000 J, of energy.

Nutritionists typically generalize the Calorie content of a food by separating it into the three main components: proteins, carbohydrates, and fats. The general rule of thumb is as follows:

Table with two columns and three rows. The first (left) column is labeled "If the food is..." and the second (right) column is labeled "It has this energy content...". Underneath the first column, in the rows are different food components. Underneath the second column, in the rows are the calories for the different corresponding food in the left rows.

If the food is...	It has this energy content...
protein	4 Cal/g
carbohydrate	4 Cal/g
fat	9 Cal/g

This table is very useful. Assuming a 2,000 Cal daily diet, if our diet consists solely of proteins and carbohydrates, we need only about 500 g of food for sustenance—a little more than a pound. If our diet consists solely of fats, we need only about 220 g of food—less than a half pound. Of course, most of us have a mixture of proteins, carbohydrates, and fats in our diets. Water has no caloric value in the diet, so any water in the diet is calorically useless. (However, it is important for hydration; also, many forms of water in our diet are highly flavored and sweetened, which bring other nutritional issues to bear.)

When your body works, it uses calories provided by the diet as its energy source. If we eat more calories than our body uses, we gain weight—about 1 lb of weight for every additional 3,500 Cal we ingest. Similarly, if we want to lose weight, we need to expend an extra 3,500 Cal than we ingest to lose 1 lb of weight. No fancy or fad diets are needed; maintaining an ideal body weight is a straightforward matter of thermochemistry—pure and simple.

Key Takeaways

- A formation reaction is the formation of one mole of a substance from its constituent elements.
- Enthalpies of formation are used to determine the enthalpy change of any given reaction.

This page titled 9.7: Formation Reactions is shared under a CC BY-NC-SA 3.0 license and was authored, remixed, and/or curated by Theodore Chan via source content that was edited to the style and standards of the LibreTexts platform.

- 7.7: Formation Reactions by Anonymous is licensed CC BY-NC-SA 3.0. Original source: <https://2012books.lardbucket.org/books/beginning-chemistry>.



9.E: Energy and Chemistry (Exercises)

Exercises (Energy, and heat)

1. Define energy. How is work related to energy?
2. Give two units of energy and indicate which one is preferred.
3. Express the quantity of 422 J in calories.
4. Express the quantity of 3.225 kJ in calories.
5. Express the quantity 55.69 cal in joules.
6. Express the quantity 965.33 kcal in joules.
7. How does a Calorie differ from a calorie?
8. Express the quantity 965.33 Cal in joules.
9. What is the law of conservation of energy?
10. What does the word conserved mean as applied to the law of conservation of energy?

Answers

1. Energy is the ability to do work. Work is a form of energy.
3. 101 cal
5. 233.0 J
7. A Calorie is actually a kilocalorie, or 1,000 calories.
9. The total energy of an isolated system does not increase or decrease.

Exercises (Work)

1. Give two definitions of work.
2. What is the sign on work when a sample of gas increases its volume? Explain why work has that sign.
3. What is the work when a gas expands from 3.00 L to 12.60 L against an external pressure of 0.888 atm?
4. What is the work when a gas expands from 0.666 L to 2.334 L against an external pressure of 2.07 atm?
5. What is the work when a gas contracts from 3.45 L to 0.97 L under an external pressure of 0.985 atm?
6. What is the work when a gas contracts from 4.66 L to 1.22 L under an external pressure of 3.97 atm?
7. Like work, the sign on heat can be positive or negative. What is happening to the total energy of a system if heat is positive?
8. Like work, the sign on heat can be positive or negative. What is happening to the total energy of a system if heat is negative?
9. What is the heat when 55.6 g of Fe increase temperature from 25.6°C to 177.9°C? The heat capacity of Fe is in Table 7.1 "Specific Heats of Various Substances".
10. What is the heat when 0.444 g of Au increases temperature from 17.8°C to 222.5°C? The heat capacity of Au is in Table 7.1 "Specific Heats of Various Substances".
11. What is the heat when 245 g of H₂O cool from 355 K to 298 K? The heat capacity of H₂O is in Table 7.1 "Specific Heats of Various Substances".
12. What is the heat when 100.0 g of Mg cool from 725 K to 552 K? The heat capacity of Mg is in Table 7.1 "Specific Heats of Various Substances".
13. It takes 452 J of heat to raise the temperature of a 36.8 g sample of a metal from 22.9°C to 98.2°C. What is the heat capacity of the metal?
14. It takes 2,267 J of heat to raise the temperature of a 44.5 g sample of a metal from 33.9°C to 288.3°C. What is the heat capacity of the metal?

15. An experimenter adds 336 J of heat to a 56.2 g sample of Hg. What is its change in temperature? The heat capacity of Hg is in Table 7.1 "Specific Heats of Various Substances".
16. To a 0.444 g sample of H_2O , 23.4 J of heat are added. What is its change in temperature? The heat capacity of H_2O is in Table 7.1 "Specific Heats of Various Substances".
17. An unknown mass of Al absorbs 187.9 J of heat and increases its temperature from 23.5°C to 35.6°C . What is the mass of the aluminum? How many moles of aluminum is this?
18. A sample of He goes from 19.4°C to 55.9°C when 448 J of energy are added. What is the mass of the helium? How many moles of helium is this?

Answers

1. Work is a force acting through a distance or a volume changing against some pressure.
3. -864 J
5. 248 J
7. When heat is positive, the total energy of the system is increasing.
9. $3.80 \times 10^3\text{ J}$
11. $-58,400\text{ J}$
13. $0.163\text{ J/g} \cdot ^\circ\text{C}$
15. 43.0°C
17. 17.3 g ; 0.640 mol

Exercises (Enthalpy)

1. Under what circumstances are q and ΔH the same?
2. Under what circumstances are q and ΔH different?
3. Hydrogen gas and chlorine gas react to make hydrogen chloride gas with an accompanying enthalpy change of -184 kJ . Write a properly balanced thermochemical equation for this process.
4. Propane (C_3H_8) reacts with elemental oxygen gas to produce carbon dioxide and liquid water with an accompanying enthalpy change of $-2,220\text{ kJ}$. Write a properly balanced thermochemical equation for this process.
5. Nitrogen gas reacts with oxygen gas to make NO(g) while absorbing 180 kJ . Write a properly balanced thermochemical equation for this process.
6. Solid sodium reacts with chlorine gas to make solid sodium chloride while giving off 772 kJ . Write a properly balanced thermochemical equation for this process.
7. Hydrogen gas and chlorine gas react to make hydrogen chloride gas with an accompanying enthalpy change of -184 kJ . Is this process endothermic or exothermic?
8. Propane (C_3H_8) reacts with elemental oxygen gas to produce carbon dioxide while giving off $2,220\text{ kJ}$ of energy. Is this process endothermic or exothermic?
9. Nitrogen gas reacts with oxygen gas to make NO(g) while absorbing 180 kJ . Is this process exothermic or endothermic?
10. Sodium metal can react with nitrogen to make sodium azide (NaN_3) with a ΔH of 21.72 kJ . Is this process exothermic or endothermic?
11. Draw an energy level diagram for the chemical reaction in Exercise 8.
12. Draw an energy level diagram for the chemical reaction in Exercise 9. (See Figure 7.3 "Reaction Energy" for an example.)
13. In a 250 mL solution, 0.25 mol of KOH(aq) and 0.25 mol of $\text{HNO}_3\text{(aq)}$ are combined. The temperature of the solution increases from 22.5°C to 35.9°C . Assume the solution has the same density and heat capacity of water. What is the heat of the reaction, and what is the ΔH of the reaction on a molar basis?

14. In a 600 mL solution, 0.50 mol of $\text{Ca}(\text{OH})_2(\text{aq})$ and 0.50 mol of $\text{H}_2\text{SO}_4(\text{aq})$ are combined. The temperature of the solution increases by 22.3°C . What is the heat of the reaction, and what is the ΔH of the reaction on a molar basis? Assume the solution has the same density and heat capacity of water.

15. To warm 400.0 g of H_2O , 0.050 mol of ethanol ($\text{C}_2\text{H}_5\text{OH}$) is burned. The water warms from 24.6°C to 65.6°C . What is the heat of the reaction, and what is the ΔH of the reaction on a molar basis?

16. To warm 100.0 g of H_2O , 0.066 mol beeswax is burned. The water warms from 21.4°C to 25.5°C .

What is the heat of the reaction, and what is the ΔH of the reaction on a molar basis?

Answers

1. under conditions of constant pressure

3. $\text{H}_2(\text{g}) + \text{Cl}_2(\text{g}) \rightarrow 2\text{HCl}(\text{g}) \Delta H = -184 \text{ kJ}$

5. $\text{N}_2(\text{g}) + \text{O}_2(\text{g}) \rightarrow 2\text{NO}(\text{g}) \Delta H = 180 \text{ kJ}$

7. exothermic

9. endothermic

13. heat of reaction = -14.0 kJ ; $\Delta H = -56.0 \text{ kJ/mol}$ of reactants

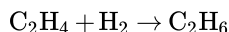
15. heat of reaction = -68.6 kJ ; $\Delta H = -1,370 \text{ kJ/mole}$ of ethanol

Exercises (Hess's Law)

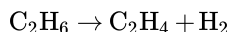
1. Define Hess's law.

2. What does Hess's law require us to do to the ΔH of a thermochemical equation if we reverse the equation?

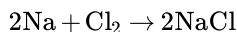
3. If the ΔH for



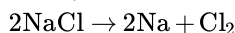
is -65.6 kJ , what is the ΔH for this reaction?



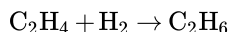
4. If the ΔH for



is -772 kJ , what is the ΔH for this reaction:



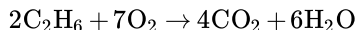
5. If the ΔH for



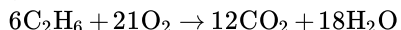
is -65.6 kJ , what is the ΔH for this reaction?



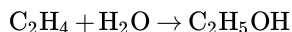
6. If the ΔH for



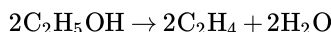
is $-2,650 \text{ kJ}$, what is the ΔH for this reaction?



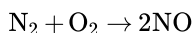
7. The ΔH for



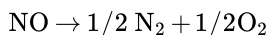
is -44 kJ . What is the ΔH for this reaction?



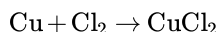
8. The ΔH for



is 181 kJ . What is the ΔH for this reaction?



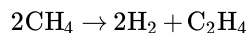
9. Determine the ΔH for the reaction



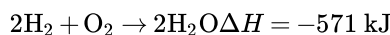
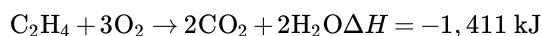
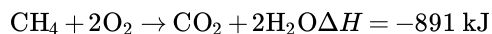
given these data:



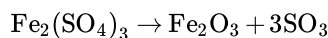
10. Determine ΔH for the reaction



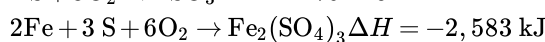
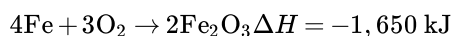
given these data:



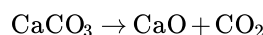
11. Determine ΔH for the reaction



given these data:



12. Determine ΔH for the reaction



given these data:



Answers

1. If chemical equations are combined, their energy changes are also combined.

3. $\Delta H = 65.6 \text{ kJ}$

5. $\Delta H = -131.2 \text{ kJ}$

7. $\Delta H = 88 \text{ kJ}$

9. $\Delta H = -220 \text{ kJ}$

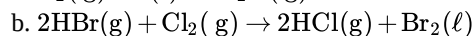
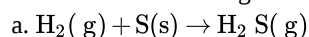
11. $\Delta H = 570 \text{ kJ}$

Exercises (Formation Reactions)

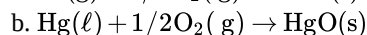
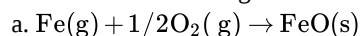
1. Define formation reaction and give an example.

2. Explain the importance of formation reactions in thermochemical equations.

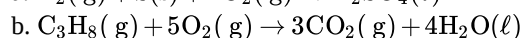
3. Which of the following reactions is a formation reaction? If it is not a formation reaction, explain why.



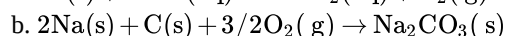
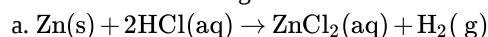
4. Which of the following reactions is a formation reaction? If it is not a formation reaction, explain why.



5. Which of the following reactions is a formation reaction? If it is not a formation reaction, explain why.



6. Which of the following reactions is a formation reaction? If it is not a formation reaction, explain why.



7. Write a proper formation reaction for each substance.

- $\text{H}_3\text{PO}_4(\text{s})$
- $\text{Na}_2\text{O}(\text{s})$
- $\text{C}_3\text{H}_7\text{OH}(\ell)$

8. Write a proper formation reaction for each substance.

- $\text{N}_2\text{O}_5(\text{g})$
- $\text{BaSO}_4(\text{s})$
- $\text{Fe}(\text{OH})_3(\text{s})$

9. Write a proper formation reaction for each substance.

- $\text{C}_{12}\text{H}_{22}\text{O}_{11}(\text{s})$
- $\text{Zn}(\text{NO}_3)_2(\text{s})$
- $\text{Al}(\text{OH})_3(\text{s})$

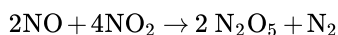
10. Write a proper formation reaction for each substance.

- $\text{Na}_2\text{O}_2(\text{s})$
- $\text{PCl}_5(\text{g})$

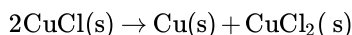
11. Write this reaction in terms of formation reactions.



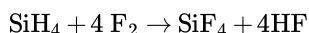
12. Write this reaction in terms of formation reactions.



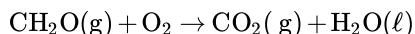
13. Write this reaction in terms of formation reactions.



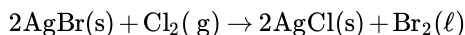
14. Write this reaction in terms of formation reactions.



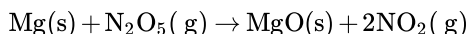
15. Determine the enthalpy change of this reaction. Data can be found in Table 7.2 "Enthalpies of Formation for Various Substances".



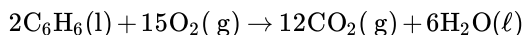
16. Determine the enthalpy change of this reaction. Data can be found in Table 7.2 "Enthalpies of Formation for Various Substances".



17. Determine the enthalpy change of this reaction. Data can be found in Table 7.2 "Enthalpies of Formation for Various Substances".



18. Determine the enthalpy change of this reaction. Data can be found in Table 7.2 "Enthalpies of Formation for Various Substances".



Answers

1. A formation reaction is a reaction that produces one mole of a substance from its elements.

Example: $\text{C}(\text{s}) + \text{O}_2(\text{g}) \rightarrow \text{CO}_2(\text{g})$

3. a. formation reaction

b. It is not the formation of a single substance, so it is not a formation reaction.

5. a. formation reaction

b. It is not the formation of a single substance, so it is not a formation reaction.

7. a. $3/2\text{H}_2(\text{g}) + \text{P}(\text{s}) + 2\text{O}_2(\text{g}) \rightarrow \text{H}_3\text{PO}_4(\text{s})$

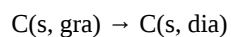
b. $2\text{Na}(\text{s}) + 1/2\text{O}_2(\text{g}) \rightarrow \text{Na}_2\text{O}(\text{s})$

c. $3\text{C}(\text{s}) + 1/2\text{O}_2(\text{g}) + 4\text{H}_2(\text{g}) \rightarrow \text{C}_3\text{H}_7\text{OH}(\ell)$

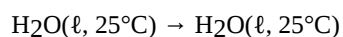
9. a. $12\text{C(s)} + 11\text{H}_2(\text{g}) + 11/2\text{O}_2(\text{g}) \rightarrow \text{C}_{12}\text{H}_{22}\text{O}_{11}(\text{s})$
 b. $\text{Zn(s)} + \text{N}_2(\text{g}) + 3\text{O}_2(\text{g}) \rightarrow \text{Zn(NO}_3)_2$
 c. $\text{Al(s)} + 3/2\text{O}_2(\text{g}) + 3/2\text{H}_2(\text{g}) \rightarrow \text{Al(OH)}_3(\text{s})$
11. a. $\text{MgCO}_3(\text{s}) \rightarrow \text{Mg(s)} + \text{C(s)} + 3/2\text{O}_2(\text{g})$
 b. $\text{Mg(s)} + 1/2\text{O}_2(\text{g}) \rightarrow \text{MgO(s)}$
 c. $\text{C(s)} + \text{O}_2(\text{g}) \rightarrow \text{CO}_2(\text{g})$
13. a. $2 \times [\text{CuCl(s)} \rightarrow \text{Cu(s)} + 1/2\text{Cl}_2(\text{g})]$
 b. $\text{Cu(s)} \rightarrow \text{Cu(s)}$
 c. $\text{Cu(s)} + \text{Cl}_2(\text{g}) \rightarrow \text{CuCl}_2(\text{s})$
15. $\Delta H = -563.44 \text{ kJ}$
17. $\Delta H = -546.7 \text{ kJ}$

Additional Exercises

1. What is the work when 124 mL of gas contract to 72.0 mL under an external pressure of 822 torr?
2. What is the work when 2,345 mL of gas contract to 887 mL under an external pressure of 348 torr?
3. A 3.77 L volume of gas is exposed to an external pressure of 1.67 atm. As the gas contracts, 156 J of work are added to the gas. What is the final volume of the gas?
4. A 457 mL volume of gas contracts when 773 torr of external pressure act on it. If 27.4 J of work are added to the gas, what is its final volume?
5. What is the heat when 1,744 g of Hg increase in temperature by 334°C? Express your final answer in kJ.
6. What is the heat when 13.66 kg of Fe cool by 622°C? Express your final answer in kJ.
7. What is final temperature when a 45.6 g sample of Al at 87.3°C gains 188 J of heat?
8. What is final temperature when 967 g of Au at 557°C lose 559 J of heat?
9. Plants take CO_2 and H_2O and make glucose ($\text{C}_6\text{H}_{12}\text{O}_6$) and O_2 . Write a balanced thermochemical equation for this process. Use data in Table 9.E. 1 of Section 7.7
10. Exercise 9 described the formation of glucose in plants, which take in CO_2 and H_2O and give off O_2 . Is this process exothermic or endothermic? If exothermic, where does the energy go? If endothermic, where does the energy come from?
11. The basic reaction in the refining of aluminum is to take $\text{Al}_2\text{O}_3(\text{s})$ and turn it into Al(s) and $\text{O}_2(\text{g})$. Write the balanced thermochemical equation for this process. Use data in Table 9.E. 1 of Section 7.7
12. Is the enthalpy change of the reaction
 $\text{H}_2\text{O}(\ell) \rightarrow \text{H}_2\text{O}(\text{g})$
 zero or nonzero? Use data in Table 9.E. 1 of Section 7.7
13. What mass of H_2O can be heated from 22°C to 80°C in the combustion of 1 mol of CH_4 ? You will need the balanced thermochemical equation for the combustion of CH_4 . Use data in Table 9.E. 1 of Section 7.7
14. What mass of H_2O can be heated from 22°C to 80°C in the combustion of 1 mol of C_2H_6 ? You will need the balanced thermochemical equation for the combustion of C_2H_6 . Use data in Table 9.E. 1 of Section 7.7
15. What is the enthalpy change for the unknown reaction?
 $\text{Pb(s)} + \text{Cl}_2(\text{g}) \rightarrow \text{PbCl}_2(\text{s}) \Delta H = -359 \text{ kJ}$
 $\text{PbCl}_2(\text{s}) + \text{Cl}_2(\text{g}) \rightarrow \text{PbCl}_4(\ell) \Delta H = ?$
 $\text{Pb(s)} + 2\text{Cl}_2(\text{g}) \rightarrow \text{PbCl}_4(\ell) \Delta H = -329 \text{ kJ}$
16. What is the enthalpy change for the unknown reaction?
 $\text{P(s)} + 3/2\text{Br}_2(\ell) \rightarrow \text{PBr}_3(\ell) \Delta H = -185 \text{ kJ}$
 $\text{PI}_3(\text{s}) \rightarrow \text{P(s)} + 3/2\text{I}_2(\text{s}) \Delta H = ?$
 $\text{PI}_3(\text{s}) + 3/2\text{Br}_2(\ell) \rightarrow \text{PBr}_3(\ell) + 3/2\text{I}_2(\text{s}) \Delta H = -139 \text{ kJ}$
17. What is the ΔH for this reaction? The label *gra* means graphite, and the label *dia* means diamond. What does your answer mean?



18. Without consulting any tables, determine the ΔH for this reaction. Explain your answer.



Answers

1. 4.69 L
3. 80.97 kJ
5. 91.9°C
7. $6\text{CO}_2(\text{g}) + 6\text{H}_2\text{O}(\ell) \rightarrow \text{C}_6\text{H}_{12}\text{O}_6(\text{s}) + 6\text{O}_2(\text{g}) \Delta H = 2,799 \text{ kJ}$
9. $2\text{Al}_2\text{O}_3(\text{s}) \rightarrow 4\text{Al}(\text{s}) + 3\text{O}_2(\text{g}) \Delta H = 3351.4 \text{ kJ}$
11. 3,668 g
13. $\Delta H = 30 \text{ kJ}$
15. 5.70 J
17. $\Delta H = 1.897 \text{ kJ}$; the reaction is endothermic.

This page titled [9.E: Energy and Chemistry \(Exercises\)](#) is shared under a [CC BY-NC-SA 3.0](#) license and was authored, remixed, and/or curated by [Theodore Chan](#) via [source content](#) that was edited to the style and standards of the LibreTexts platform.

- [7.E: Energy and Chemistry \(Exercises\)](#) by Anonymous is licensed [CC BY-NC-SA 3.0](#). Original source: <https://2012books.lardbucket.org/books/beginning-chemistry>.

CHAPTER OVERVIEW

10: Solids and Liquids

Chapter 6 discussed the properties of gases. In this chapter, properties of liquids and solids are considered. As a review, the Table below lists some general properties of the three phases of matter.

Phase	Shape	Density	Compressibility
Gas	fills entire container	low	high
Liquid	fills a container from bottom to top	high	low
Solid	rigid	high	low

[10.1: Prelude to Solids and Liquids](#)

[10.2: Intermolecular Forces](#)

[10.3: Phase Transitions - Melting, Boiling, and Subliming](#)

[10.4: Properties of Liquids](#)

[10.5: Solids](#)

[10.E: Solids and Liquids \(Exercises\)](#)

This page titled [10: Solids and Liquids](#) is shared under a [CC BY-NC-SA 3.0](#) license and was authored, remixed, and/or curated by [Theodore Chan](#) via [source content](#) that was edited to the style and standards of the LibreTexts platform.

10.1: Prelude to Solids and Liquids

There is an urban legend that glass is an extremely thick liquid rather than a solid, even at room temperature. Proponents claim that old windows are thicker at the bottom than at the top, suggesting that the glass flowed down over time. Unfortunately, the proponents of this idea have no credible evidence that this is true, as old windows were likely not subject to the stricter manufacturing standards that exist today. Also, when mounting a piece of glass that has an obviously variable thickness, it makes structural sense to put the thicker part at the bottom, where it will support the object better.



Figure 10.1.1 A woman cleaning glass © Thinkstock. Is this woman cleaning a solid or a liquid? Contrary to some claims, glass is a solid, not a very thick liquid.

Liquids flow when a small force is placed on them, even if only very slowly. Solids may deform under a small force, but they return to their original shape when the force is relaxed. This is how glass behaves: it goes back to its original shape (unless it breaks under the applied force). Observers also point out that telescopes with glass lenses to focus light still do so even decades after manufacture—a circumstance that would not be so if the lens were liquid and flowed. Thus, glass is a solid at room temperature.

This page titled [10.1: Prelude to Solids and Liquids](#) is shared under a [CC BY-NC-SA 3.0](#) license and was authored, remixed, and/or curated by [Theodore Chan](#) via [source content](#) that was edited to the style and standards of the LibreTexts platform.

- [10.1: Prelude to Solids and Liquids](#) by Anonymous is licensed [CC BY-NC-SA 3.0](#). Original source: <https://2012books.lardbucket.org/books/beginning-chemistry>.

10.2: Intermolecular Forces

Learning Objective

- Relate phase to intermolecular forces.

Why does a substance have the phase that it does? The preferred phase of a substance at a given set of conditions is a balance between the energy of the particles and intermolecular forces (or intermolecular interactions) between the particles. If the forces between particles are strong enough, the substance is a liquid or, if stronger, a solid. If the forces between particles are weak and sufficient energy is present, the particles separate from each other, so the gas phase is the preferred phase. The energy of the particles is mostly determined by temperature, so temperature is the main variable that determines what phase is stable at any given point.

What forces define intermolecular interactions? There are several. A force present in all substances with electrons is the **dispersion force** (sometimes called the *London dispersion force*, after the physicist Fritz London, who first described this force in the early 1900s). This interaction is caused by the instantaneous position of an electron in a molecule, which temporarily makes that point of the molecule negatively charged and the rest of the molecule positively charged. In an instant, the electron is now somewhere else, but the fleeting imbalance of electric charge in the molecule allows molecules to interact with each other. As you might expect, the greater the number of electrons in a species, the stronger the dispersion force; this partially explains why smaller molecules are gases and larger molecules are liquids and solids at the same temperature. (Mass is a factor as well.)

Molecules with a permanent dipole moment experience **dipole-dipole interactions**, which are generally stronger than dispersion forces if all other things are equal. The oppositely charged ends of a polar molecule, which have partial charges on them, attract each other (Figure 10.2.1). Thus, a polar molecule such as CH_2Cl_2 has a significantly higher boiling point (313 K, or 40°C) than a nonpolar molecule like CF_4 (145 K, or -128°C), even though it has a lower molar mass (85 g/mol vs. 88 g/mol).



Figure 10.2.1: Dipole-Dipole Interactions. Oppositely charged ends of polar molecules attract each other.

2 ovals with partial positive left & right sides are attracted to each other. The right of oval 1 is attracted to the left of oval 2.

An unusually strong form of dipole-dipole interaction is called **hydrogen bonding**. Hydrogen bonding is found in molecules with an H atom bonded to an N atom, an O atom, or an F atom. Such covalent bonds are very polar, and the dipole-dipole interaction between these bonds in two or more molecules is strong enough to create a new category of intermolecular force. Hydrogen bonding is the reason water has unusual properties. For such a small molecule (its molar mass is only 18 g/mol), H_2O has relatively high melting and boiling points. Its boiling point is 373 K (100°C), while the boiling point of a similar molecule, H_2S , is 233 K (-60°C). This is because H_2O molecules experience hydrogen bonding, while H_2S molecules do not. This strong attraction between H_2O molecules requires additional energy to separate the molecules in the condensed phase, so its boiling point is higher than would be expected. Hydrogen bonding is also responsible for water's ability as a solvent, its high heat capacity, and its ability to expand when freezing; the molecules line up in such a way that there is extra space between the molecules, increasing its volume in the solid state (Figure 10.2.2).

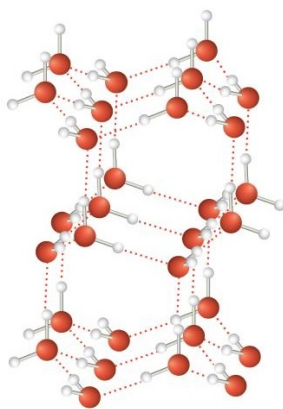


Figure 10.2.2: Hydrogen Bonding. When water solidifies, hydrogen bonding between the molecules forces the molecules to line up in a way that creates empty space between the molecules, increasing the overall volume of the solid. This is why ice is less dense than liquid water.

✓ Example 10.2.1

Identify the most significant intermolecular force in each substance.

- C_3H_8
- CH_3OH
- H_2S

Solution

- Although C–H bonds are polar, they are only minimally polar. The most significant intermolecular force for this substance would be dispersion forces.
- This molecule has an H atom bonded to an O atom, so it will experience hydrogen bonding.
- Although this molecule does not experience hydrogen bonding, the Lewis electron dot diagram and VSEPR indicate that it is bent, so it has a permanent dipole. The most significant force in this substance is dipole-dipole interaction.

? Exercise 10.2.1

Identify the most significant intermolecular force in each substance.

- HF
- HCl

Answers

- hydrogen bonding
- dipole-dipole interactions

The preferred phase a substance adopts can change with temperature. At low temperatures, most substances are solids (only helium is predicted to be a liquid at absolute zero). As the temperature increases, those substances with very weak intermolecular forces become gases directly (in a process called *sublimation*, which will be discussed in Section 10.3). Substances with weak interactions can become liquids as the temperature increases. As the temperature increases even more, the individual particles will have so much energy that the intermolecular forces are overcome, so the particles separate from each other, and the substance becomes a gas (assuming that their chemical bonds are not so weak that the compound decomposes from the high temperature). Although it is difficult to predict the temperature ranges for which solid, liquid, or gas is the preferred phase for any random substance, all substances progress from solid to liquid to gas (in that order) as temperature increases.

Summary

- All substances experience dispersion forces between their particles.
- Substances that are polar experience dipole-dipole interactions.
- Substances with covalent bonds between an H atom and N, O, or F atoms experience hydrogen bonding.

- The preferred phase of a substance depends on the strength of the intermolecular force and the energy of the particles.

This page titled [10.2: Intermolecular Forces](#) is shared under a [CC BY-NC-SA 3.0](#) license and was authored, remixed, and/or curated by [Theodore Chan](#) via [source content](#) that was edited to the style and standards of the LibreTexts platform.

- **10.2: Intermolecular Forces** by Anonymous is licensed [CC BY-NC-SA 3.0](#). Original source: <https://2012books.lardbucket.org/books/beginning-chemistry>.

10.3: Phase Transitions - Melting, Boiling, and Subliming

Learning Objective

- Describe what happens during a phase change.
- Calculate the energy change needed for a phase change.

Substances can change phase—often because of a temperature change. At low temperatures, most substances are solid; as the temperature increases, they become liquid; at higher temperatures still, they become gaseous.

The process of a solid becoming a liquid is called **melting** (an older term that you may see sometimes is *fusion*). The opposite process, a liquid becoming a solid, is called **solidification**. For any pure substance, the temperature at which melting occurs—known as the **melting point**—is a characteristic of that substance. It requires energy for a solid to melt into a liquid. Every pure substance has a certain amount of energy it needs to change from a solid to a liquid. This amount is called the **enthalpy of fusion (or heat of fusion)** of the substance, represented as ΔH_{fus} . Some ΔH_{fus} values are listed in Table 10.3.1; it is assumed that these values are for the melting point of the substance. Note that the unit of ΔH_{fus} is kilojoules per mole, so we need to know the quantity of material to know how much energy is involved. The ΔH_{fus} is always tabulated as a positive number. However, it can be used for both the melting and the solidification processes, minding that melting is always endothermic (so ΔH will be positive), while solidification is always exothermic (so ΔH will be negative).

Table 10.3.1: Enthalpies of Fusion for Various Substances

Substance (Melting Point)	ΔH_{fus} (kJ/mol)
Water (0°C)	6.01
Aluminum (660°C)	10.7
Benzene (5.5°C)	9.95
Ethanol (−114.3°C)	5.02
Mercury (−38.8°C)	2.29

✓ Example 10.3.1

What is the energy change when 45.7 g of H_2O melt at 0°C?

Solution

The ΔH_{fus} of H_2O is 6.01 kJ/mol. However, our quantity is given in units of grams, not moles, so the first step is to convert grams to moles using the molar mass of H_2O , which is 18.0 g/mol. Then we can use ΔH_{fus} as a conversion factor. Because the substance is melting, the process is endothermic, so the energy change will have a positive sign.

$$45.7 \text{ g } \cancel{\text{H}_2\text{O}} \times \frac{1 \text{ mol } \cancel{\text{H}_2\text{O}}}{18.0 \cancel{\text{ g}}} \times \frac{6.01 \text{ kJ}}{\cancel{\text{mol}}} = 15.3 \text{ kJ}$$

Without a sign, the number is assumed to be positive.

Exercise 10.3.1

What is the energy change when 108 g of C_6H_6 freeze at 5.5°C?

Answer

−13.8 kJ

During melting, energy goes exclusively to changing the phase of a substance; it does not go into changing the temperature of a substance. Hence melting is an **isothermal** process because a substance stays at the same temperature. Only when all of a substance

is melted does additional energy go to changing its temperature.

What happens when a solid becomes a liquid? In a solid, individual particles are stuck in place because the intermolecular forces cannot be overcome by the energy of the particles. When more energy is supplied (e.g., by raising the temperature), there comes a point at which the particles have enough energy to move around, but not enough energy to separate. This is the liquid phase: particles are still in contact, but are able to move around each other. This explains why liquids can assume the shape of their containers: the particles move around and, under the influence of gravity, fill the lowest volume possible (unless the liquid is in a zero-gravity environment—see Figure 10.3.1).




Figure 10.3.1: Liquids and Gravity. (a) A liquid fills the bottom of its container as it is drawn downward by gravity and the particles slide over each other. (b) A liquid floats in a zero-gravity environment. The particles still slide over each other because they are in the liquid phase, but now there is no gravity to pull them down. Source: Photo on the left © Thinkstock. Photo on the right courtesy of NASA, http://www.nasa.gov/mission_pages/st...image_009.html.

The phase change between a liquid and a gas has some similarities to the phase change between a solid and a liquid. At a certain temperature, the particles in a liquid have enough energy to become a gas. The process of a liquid becoming a gas is called **boiling (or vaporization)**, while the process of a gas becoming a liquid is called **condensation**. However, unlike the solid/liquid conversion process, the liquid/gas conversion process is noticeably affected by the surrounding pressure on the liquid because gases are strongly affected by pressure. This means that the temperature at which a liquid becomes a gas, the **boiling point**, can change with surrounding pressure. Therefore, we define the **normal boiling point** as the temperature at which a liquid changes to a gas when the surrounding pressure is exactly 1 atm, or 760 torr. Unless otherwise specified, it is assumed that a boiling point is for 1 atm of pressure.

Like the solid/liquid phase change, the liquid/gas phase change involves energy. The amount of energy required to convert a liquid to a gas is called the **enthalpy of vaporization** (or heat of vaporization), represented as ΔH_{vap} . Some ΔH_{vap} values are listed in Table 10.3.2; it is assumed that these values are for the normal boiling point temperature of the substance, which is also given in the table. The unit for ΔH_{vap} is also kilojoules per mole, so we need to know the quantity of material to know how much energy is involved. The ΔH_{vap} is also always tabulated as a positive number. It can be used for both the boiling and the condensation processes as long as you keep in mind that boiling is always endothermic (so ΔH will be positive), while condensation is always exothermic (so ΔH will be negative).

Table 10.3.1: Enthalpies of Vaporization for Various Substances

Substance (Normal Boiling Point)	ΔH_{vap} (kJ/mol)
Water (100°C)	40.68
Bromine (59.5°C)	15.4
Benzene (80.1°C)	30.8
Ethanol (78.3°C)	38.6
Mercury (357°C)	59.23

✓ Example 10.3.2

What is the energy change when 66.7 g of $\text{Br}_2(\text{g})$ condense to a liquid at 59.5°C ?

Solution

The ΔH_{vap} of Br_2 is 15.4 kJ/mol . Even though this is a condensation process, we can still use the numerical value of ΔH_{vap} as long as we realize that we must take energy out, so the ΔH value will be negative. To determine the magnitude of the energy change, we must first convert the amount of Br_2 to moles. Then we can use ΔH_{vap} as a conversion factor.

$$66.7 \text{ g } \cancel{\text{Br}_2} \times \frac{1 \text{ mol } \cancel{\text{Br}_2}}{159.8 \text{ g}} \times \frac{15.4 \text{ kJ}}{\cancel{\text{mol}}} = 6.43 \text{ kJ}$$

Because the process is exothermic, the actual value will be negative: $\Delta H = -6.43 \text{ kJ}$.

Exercise 10.3.2

What is the energy change when 822 g of $\text{C}_2\text{H}_5\text{OH}(\ell)$ boil at its normal boiling point of 78.3°C ?

Answer

689 kJ

As with melting, the energy in boiling goes exclusively to changing the phase of a substance; it does not go into changing the temperature of a substance. So boiling is also an isothermal process. Only when all of a substance has boiled does any additional energy go to changing its temperature.

What happens when a liquid becomes a gas? We have already established that a liquid is composed of particles in contact with each other. When a liquid becomes a gas, the particles separate from each other, with each particle going its own way in space. This is how gases tend to fill their containers. Indeed, in the gas phase most of the volume is empty space; only about 1/1,000th of the volume is actually taken up by matter (Figure 10.3.1). It is this property of gases that explains why they can be compressed, a fact that is considered in Chapter 6.

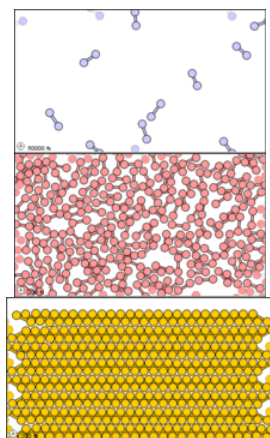


Figure 10.3.2: Sub-microscopic view of the diatomic molecules of the element bromine (a) in the gaseous state (above 58°C); (b) in liquid form (between -7.2 and 58.8°C); and (c) in solid form (below -7.2°C). As a solid, the molecules are fixed, but fluctuate. As a liquid, the molecules are in contact but are also able to move around each other. As a gas, most of the volume is actually empty space. The particles are not to scale; in reality, the dots representing the particles would be about 1/100th of the size depicted.

Under some circumstances, the solid phase can transition directly to the gas phase without going through a liquid phase, and a gas can directly become a solid. The solid-to-gas change is called **sublimation**, while the reverse process is called **deposition**. Sublimation is isothermal, like the other phase changes. There is a measurable energy change during sublimation—this energy change is called the **enthalpy of sublimation**, represented as ΔH_{sub} . The relationship between the ΔH_{sub} and the other enthalpy changes is as follows:

$$\Delta H_{\text{sub}} = \Delta H_{\text{fus}} + \Delta H_{\text{vap}}$$

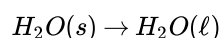
As such, ΔH_{sub} is not always tabulated because it can be simply calculated from ΔH_{fus} and ΔH_{vap} .

There are several common examples of sublimation. A well-known product, dry ice, is actually solid CO_2 . Dry ice is dry because it sublimates, with the solid bypassing the liquid phase and going straight to the gas phase. The sublimation occurs at temperature of -77°C , so it must be handled with caution. If you have ever noticed that ice cubes in a freezer tend to get smaller over time, it is because the solid water is very slowly subliming. "Freezer burn" isn't actually a burn; it occurs when certain foods, such as meats, slowly lose solid water content because of sublimation. The food is still good, but looks unappetizing. Reducing the temperature of a freezer will slow the sublimation of solid water.



Figure 10.3.3: Freezer burn on a piece of beef. (Public Domain; [RolloM](#).)

Chemical equations can be used to represent a phase change. In such cases, it is crucial to use phase labels on the substances. For example, the chemical equation for the melting of ice to make liquid water is as follows:



No chemical change is taking place; however, a physical change is taking place.

Summary

- Phase changes can occur between any two phases of matter.
- All phase changes occur with a simultaneous change in energy.
- All phase changes are isothermal.

This page titled [10.3: Phase Transitions - Melting, Boiling, and Subliming](#) is shared under a [CC BY-NC-SA 3.0](#) license and was authored, remixed, and/or curated by [Theodore Chan](#) via [source content](#) that was edited to the style and standards of the LibreTexts platform.

- [10.3: Phase Transitions - Melting, Boiling, and Subliming](#) by Anonymous is licensed [CC BY-NC-SA 3.0](#). Original source: <https://2012books.lardbucket.org/books/beginning-chemistry>.

10.4: Properties of Liquids

Learning Objective

- Define the vapor pressure of liquids.
- Explain the origin of both surface tension and capillary action.

There are some properties that all liquids, including water, have. All liquids have a certain portion of particles with enough energy to enter the gas phase, and if these particles are at the surface of the liquid, they do so (Figure [Math Processing Error]). The formation of a gas from a liquid at temperatures below the boiling point is called **evaporation**. At these temperatures, the material in the gas phase is called **vapor**, rather than gas; the term *gas* is reserved for when the gas phase is the stable phase.

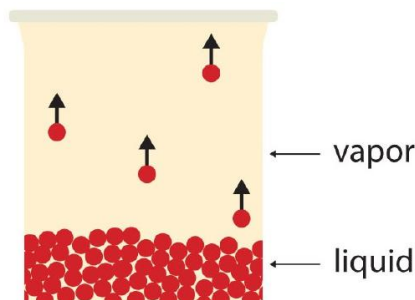


Figure [Math Processing Error]: Evaporation. Some particles of a liquid have enough energy to escape the liquid phase to become a vapor.

If the available volume is large enough, eventually all the liquid will become vapor. But if the available volume is not enough, eventually some of the vapor particles will reenter the liquid phase (Figure [Math Processing Error] Equilibrium). At some point, the number of particles entering the vapor phase will equal the number of particles leaving the vapor phase, so there is no net change in the amount of vapor in the system. We say that the system is *at equilibrium*. The partial pressure of the vapor at equilibrium is called the *vapor pressure of the liquid*.

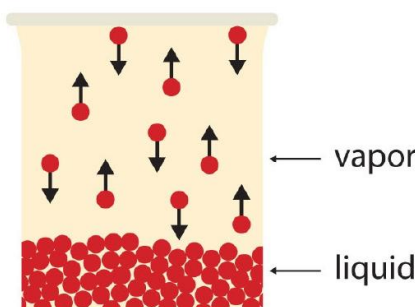


Figure [Math Processing Error]: Equilibrium. At some point, the number of particles entering the vapor phase will be balanced by the number of particles returning to the liquid. This point is called equilibrium.

Understand that the liquid has not stopped evaporating. The reverse process—condensation—is occurring as fast as evaporation, so there is no net change in the amount of vapor in the system. The term **dynamic equilibrium** represents a situation in which a process still occurs, but the opposite process also occurs at the same rate, so that there is no net change in the system.

The vapor pressure for a substance is dependent on the temperature of the substance; as the temperature increases, so does the vapor pressure. Figure [Math Processing Error] - Plots of Vapor Pressure versus Temperature for Several Liquids, is a plot of vapor pressure versus temperature for several liquids. Having defined vapor pressure, we can also redefine the *boiling point* of a liquid: the temperature at which the vapor pressure of a liquid equals the surrounding environmental pressure. The normal vapor pressure, then, is the temperature at which the vapor pressure is 760 torr, or exactly 1 atm. Thus boiling points vary with surrounding pressure, a fact that can have large implications on cooking foods at lower- or higher-than-normal elevations. Atmospheric pressure varies significantly with altitude.

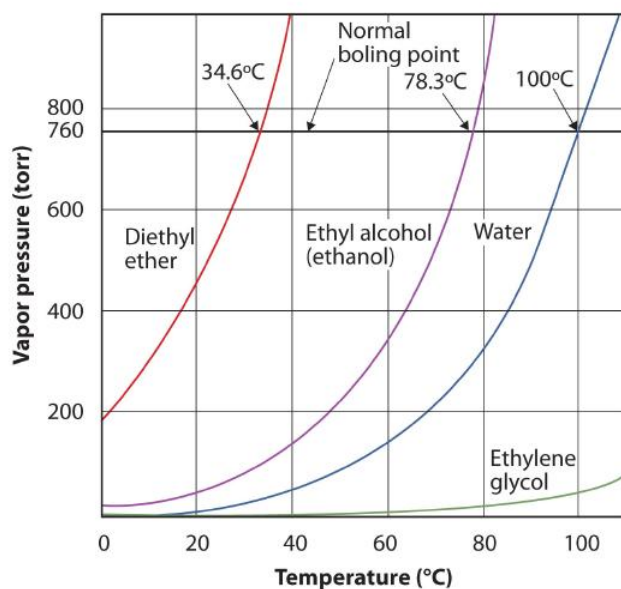


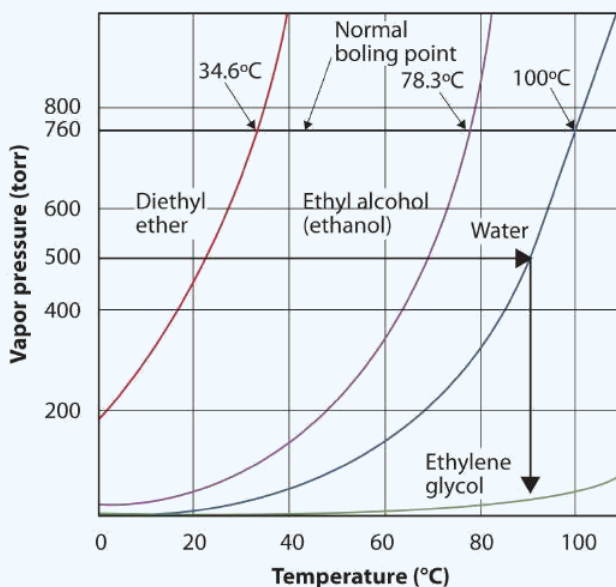
Figure [Math Processing Error]: Plots of Vapor Pressure versus Temperature for Several Liquids. The vapor pressure of a liquid depends on the identity of the liquid and the temperature, as this plot shows.

✓ Example [Math Processing Error]

Use Figure [Math Processing Error] to estimate the boiling point of water at 500 torr, which is the approximate atmospheric pressure at the top of Mount Everest.

Solution

See the accompanying figure. Five hundred torr is between 400 and 600, so we extend a line from that point on the y-axis across to the curve for water and then drop it down to the x-axis to read the associated temperature. It looks like the point on the water vapor pressure curve corresponds to a temperature of about 90°C, so we conclude that the boiling point of water at 500 torr is 90°C.



By reading the graph properly, you can estimate the boiling point of a liquid at different temperatures.

? Exercise *[Math Processing Error]*

Use Figure *[Math Processing Error]* to estimate the boiling point of ethanol at 400 torr.

Answer

about 65°C

The vapor pressure curve for water is not exactly zero at the melting point 0°C. Even ice has a vapor pressure—that is why it sublimates over time. However, the vapor pressures of solids are typically much lower than that of liquids. At −1°C, the vapor pressure of ice is 4.2 torr. At a freezer temperature of 0°F (−17°C), the vapor pressure of ice is only 1.0 torr; so-called deep freezers can get down to −23°C, where the vapor pressure of ice is only 0.6 torr.

All liquids share some other properties as well. **Surface tension** is an effect caused by an imbalance of forces on the atoms at the surface of a liquid, as shown in Figure *[Math Processing Error]*. The blue particle in the bulk of the liquid experiences intermolecular forces from all around, as illustrated by the arrows. However, the yellow particle on the surface does not experience any forces above it because there are no particles above it. This leads to an imbalance of forces, called surface tension.




Figure *[Math Processing Error]* Surface Tension. Surface tension comes from the fact that particles at the surface of a liquid do not experience interactions from all directions, leading to an imbalance of forces on the surface.

Surface tension is responsible for several well-known behaviors of liquids, including water. Liquids with high surface tension tend to bead up when present in small amounts (Figure *[Math Processing Error]*).



Figure *[Math Processing Error]* Effects of Surface Tension © Thinkstock. Water on the surface of this apple beads up due to the effect of surface tension.

Surface tension causes liquids to form spheres in free fall or zero gravity. Surface tension is also responsible for the fact that small insects can "walk" on water. Because of surface tension, it takes energy to break the surface of a liquid, and if an object (such as an insect) is light enough, there is not enough force due to gravity for the object to break through the surface, so the object stays on top of the water (Figure *[Math Processing Error]*). Carefully done, this phenomenon can also be illustrated with a thin razor blade or a paper clip.



Figure [Math Processing Error] Walking on Water. Small insects can actually walk on top of water because of surface tension effects. (Unsplash License; Miguel Alcántara via [unsplash](#))

The fact that small droplets of water bead up on surfaces does not mean that water—or any other liquid—does not interact with other substances. Sometimes the attraction can be very strong. **Adhesion** is the tendency of a substance to interact with other substances because of intermolecular forces, while **cohesion** is the tendency of a substance to interact with itself. If cohesive forces within a liquid are stronger than adhesive forces between a liquid and another substance, then the liquid tends to keep to itself; it will bead up. However, if adhesive forces between a liquid and another substance are stronger than cohesive forces, then the liquid will spread out over the other substance, trying to maximize the interface between the other substance and the liquid. It is said that the liquid *wets* the other substance.

Adhesion and cohesion are important for other phenomena as well. In particular, if adhesive forces are strong, then when a liquid is introduced to a small-diameter tube of another substance, the liquid will move up or down in the tube, as if ignoring gravity. Because tiny tubes are called capillaries, this phenomenon is called **capillary action**. For example, one type of capillary action, *capillary rise*, is seen when water or water-based liquids rise up in thin glass tubes (like the capillaries sometimes used in blood tests), forming an upwardly curved surface called a **meniscus**. Capillary action is also responsible for the "wicking" effect that towels and sponges use to dry wet objects; the matting of fibers forms tiny capillaries that have good adhesion with water. Cotton is a good material for this; polyester and other synthetic fabrics do not display similar capillary action, which is why you seldom find rayon bath towels. A similar effect is observed with liquid fuels or melted wax and their wicks. Capillary action is thought to be at least partially responsible for transporting water from the roots to the tops of trees, even tall ones.

On the other hand, some liquids have stronger cohesive forces than adhesive forces. In this case, in the presence of a capillary, the liquid is forced down from its surface; this is an example of a type of capillary action called *capillary depression*. In this case, the meniscus curves downward. Mercury has very strong cohesive forces; when a capillary is placed in a pool of mercury, the surface of the mercury liquid is depressed (Figure [Math Processing Error]).



Figure [Math Processing Error]: Capillary Action. (a) Capillary rise is seen when adhesion is strong, such as with water in a thin glass tube. (b) Capillary depression is seen when cohesive forces are stronger than adhesive forces, such as with mercury and thin glass tubes.

Chemistry is Everywhere: Waxing a Car

Responsible car owners are encouraged to wax their cars regularly. In addition to making the car look nicer, it also helps protect the surface, especially if the surface is metal. Why?

The answer has to do with cohesion and adhesion (and, to a lesser extent, rust). Water is an important factor in the rusting of iron, sometimes used extensively in outer car bodies. Keeping water away from the metal is one way to minimize rusting. A coat of paint helps with this. However, dirty or scratched paint can attract water, and adhesive forces will allow the water to wet the surface, maximizing its contact with the metal and promoting rust.



Figure [Math Processing Error]: Waxing a car. Droplets of water on a freshly waxed car do not wet the car well because of low adhesion between water and the waxed surface. This helps protect the car from rust. (Unsplash License; [Yuvraj Singh](#) via [Unsplash](#))

Wax is composed of long hydrocarbon molecules that do not interact well with water. (Hydrocarbons are compounds with C and H atoms; for more information on hydrocarbons, see Chapter 16). That is, a thin layer of wax will not be wetted by water. A freshly waxed car has low adhesive forces with water, so water beads up on the surface, as a consequence of its cohesion and surface tension. This minimizes the contact between water and metal, thus minimizing rust.

Summary

- All liquids evaporate.
- If volume is limited, evaporation eventually reaches a dynamic equilibrium, and a constant vapor pressure is maintained.
- All liquids experience surface tension, an imbalance of forces at the surface of the liquid.
- All liquids experience capillary action, demonstrating either capillary rise or capillary depression in the presence of other substances.

This page titled [10.4: Properties of Liquids](#) is shared under a [CC BY-NC-SA 3.0](#) license and was authored, remixed, and/or curated by [Theodore Chan](#) via [source content](#) that was edited to the style and standards of the LibreTexts platform.

- [10.4: Properties of Liquids](#) by Anonymous is licensed [CC BY-NC-SA 3.0](#). Original source: <https://2012books.lardbucket.org/books/beginning-chemistry>.

10.5: Solids

Learning Objective

- Describe the general properties of a solid.
- Describe the six different types of solids.

A solid is like a liquid in that particles are in contact with one another. Solids are unlike liquids in that the intermolecular forces are strong enough to hold the particles in place. At low enough temperatures, all substances are solids (helium is the lone exception), but the temperature at which the solid state becomes the stable phase varies widely among substances, from 20 K (-253°C) for hydrogen to over 3,900 K ($3,600^{\circ}\text{C}$) for carbon.

The solid phase has several characteristics. First, solids maintain their shape. They do not fill their entire containers like gases do, and they do not adopt the shape of their containers like liquids do. They cannot be easily compressed like gases can, and they have relatively high densities.

Solids may also demonstrate a variety of properties. For example, many metals can be beaten into thin sheets or drawn into wires, while compounds such as NaCl will shatter if they are struck. Some metals, such as sodium and potassium, are rather soft, while others, such as diamond, are very hard and can easily scratch other substances. Appearances differ as well: most metals are shiny and silvery, but sulfur (a nonmetal) is yellow, and ionic compounds can take on a rainbow of colors. Solid metals conduct electricity and heat, while ionic solids do not. Many solids are opaque, but some are transparent. Some dissolve in water, but some do not. Figure [\[Math Processing Error\]](#), shows two solids that exemplify the similar and dissimilar properties of solids.




Figure [\[Math Processing Error\]](#): Properties of Solids. (a) Sodium metal is silvery, soft, opaque, and conducts electricity and heat well. (b) NaCl is transparent, hard, colorless, and does not conduct electricity or heat well in the solid state. These two substances illustrate the range of properties that solids can have. Source: Photo on left courtesy of Images of Elements, <http://images-of-elements.com/sodium.php>. Photo on right courtesy of Choba Poncho, commons.wikimedia.org/wiki/File:Sodiumchloride_crystal_01.jpg.

Solids can have a wide variety of physical properties. We will review the different types of solids and the bonding that gives them their properties.

First, we must distinguish between two general types of solids. An **amorphous solid** is a solid with no long-term structure or repetition. Examples include glass and many plastics, both of which are composed of long chains of molecules with no order from one molecule to the next. A **crystalline solid** is a solid that has a regular, repeating three-dimensional structure. A crystal of NaCl (Figure [\[Math Processing Error\]](#)) is one example: at the atomic level, NaCl is composed of a regular three-dimensional array of Na^+ ions and Cl^- ions.

There is only one type of amorphous solid. However, there are several different types of crystalline solids, depending on the identity of the units that compose the crystal.

An **ionic solid** is a crystalline solid composed of ions (even if the ions are polyatomic). NaCl is an example of an ionic solid (Figure [\[Math Processing Error\]](#) - An Ionic Solid). The Na^+ ions and Cl^- ions alternate in three dimensions, repeating a pattern that goes on throughout the sample. The ions are held together by the attraction of opposite charges—a very strong force. Hence most ionic solids have relatively high melting points; for example, the melting point of NaCl is 801°C . Ionic solids are typically very brittle. To break them, the very strong ionic attractions need to be broken; a displacement of only about 1×10^{-10} m will

move ions next to ions of the same charge, which results in repulsion. Ionic solids do not conduct electricity in their solid state; however, in the liquid state and when dissolved in some solvent, they do conduct electricity. This fact originally promoted the idea that some substances exist as ionic particles.

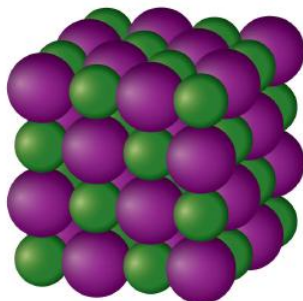


Figure [Math Processing Error]: An Ionic Solid. NaCl is a solid composed of a three-dimensional array of alternating Na^+ ions (green) and Cl^- ions (purple) held together by the attraction of opposite charges.

A **molecular solid** is a crystalline solid whose components are covalently bonded molecules. Many molecular substances, especially when carefully solidified from the liquid state, form solids where the molecules line up with a regular fashion similar to an ionic crystal, but they are composed of molecules instead of ions. Because the intermolecular forces between molecules are typically less strong than in ionic solids, molecular solids typically melt at lower temperatures and are softer than ionic solids. Ice is an example of a molecular solid. In the solid state, the molecules line up in a regular pattern (Figure [Math Processing Error]). Some very large molecules, such as biological molecules, will form crystals only if they are very carefully solidified from the liquid state or, more often, from a dissolved state; otherwise, they will form amorphous solids.

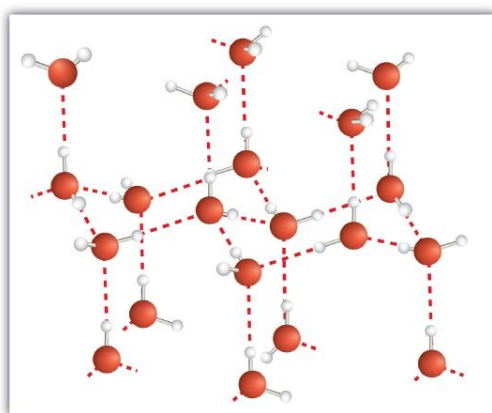


Figure [Math Processing Error]: Molecular Solids. Water molecules line up in a regular pattern to form molecular solids. The dotted lines show how the polar O-H covalent bonds in one molecule engage in hydrogen bonding with other molecules. The O atoms are red, and the H atoms are white.

Some solids are composed of atoms of one or more elements that are covalently bonded together in a seemingly never-ending fashion. Such solids are called **covalent network solids**. Each piece of the substance is essentially one huge molecule, as the covalent bonding in the crystal extends throughout the entire crystal. The two most commonly known covalent network solids are carbon in its diamond form and silicon dioxide (SiO_2). Figure [Math Processing Error] - Covalent Network Solids, shows the bonding in a covalent network solid. Generally, covalent network solids are poor conductors of electricity, although their ability to conduct heat is variable: diamond is one of the most thermally conductive substances known, while SiO_2 is about 100 times less thermally conductive. Most covalent network solids are very hard, as exemplified by diamond, which is the hardest known substance. Covalent network solids have high melting points by virtue of their network of covalent bonds, all of which would have to be broken for them to transform into a liquid. Indeed, covalent network solids are among the highest-melting substances known: the melting point of diamond is over $3,500^\circ\text{C}$, while the melting point of SiO_2 is around $1,650^\circ\text{C}$. These characteristics are explained by the network of covalent bonds throughout the sample.

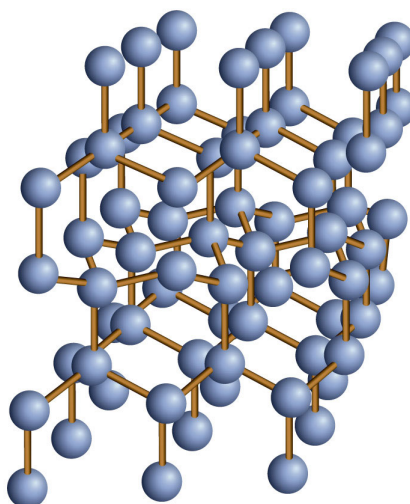


Figure [Math Processing Error]: Covalent Network Solids. Diamond is a covalent network solid, with each C atom making four covalent bonds to four other C atoms. A diamond is essentially one huge molecule.

A **metallic solid** is a solid with the characteristic properties of a metal: shiny and silvery in color and a good conductor of heat and electricity. A metallic solid can also be hammered into sheets and pulled into wires. A metallic solid exhibits metallic bonding, a type of intermolecular interaction caused by the sharing of the s valence electrons by all atoms in the sample. It is the sharing of these valence electrons that explains the ability of metals to conduct electricity and heat well. It is also relatively easy for metals to lose these valence electrons, which explains why metallic elements usually form cations when they make compounds.

✓ Example [Math Processing Error]

Predict the type of crystal exhibited by each solid.

- MgO
- Ag
- CO₂

Solution

- A combination of a metal and a nonmetal makes an ionic compound, so MgO would exist as ionic crystals in the solid state.
- Silver is a metal, so it would exist as a metallic solid in the solid state.
- CO₂ is a covalently bonded molecular compound. In the solid state, it would form molecular crystals. (You can actually see the crystals in dry ice with the naked eye.)

? Exercise [Math Processing Error]

Predict the type of crystal exhibited by each solid.

- I₂
- Ca(NO₃)₂

Answers

- molecular crystals
- ionic crystals

📌 Food and Drink Application: The Rocks We Eat

The foods and beverages we eat and drink all have different phases: solid, liquid, and gas. (How do we ingest gases? Carbonated beverages have gas, which sometimes cause a person to belch.) However, among the solids we eat, three in particular are, or are produced from, rocks. Yes, rocks!

The first one is NaCl , or common salt. Salt is the only solid that we ingest that is actually mined as a rock (hence the term *rock salt*; it really is a rock). Salt provides both Na^+ ions and Cl^- ions, both of which are necessary for good health. Salt preserves food, a function that was much more important before the days of modern food preparation and storage. The fact that saltiness is one of the major tastes the tongue can detect suggests a strong evolutionary link between ingesting salt and survival. There is some concern today that there is too much salt in the diet; it is estimated that the average person consumes at least three times as much salt daily as is necessary for proper bodily function.

The other two rocks we eat are related: sodium bicarbonate (NaHCO_3) and sodium carbonate (Na_2CO_3). However, we do not mine these substances directly from the ground; we mine trona, whose chemical formula is $\text{Na}_3\text{H}(\text{CO}_3)_2$. This substance is dissolved in water and treated with CO_2 gas to make either Na_2CO_3 or NaHCO_3 . Another process, called the Solvay process, is also used to make Na_2CO_3 . In the Solvay process, NH_3 and CO_2 are added to solutions of NaCl to make NaHCO_3 and NH_4Cl ; the NaHCO_3 precipitates and is heated to produce Na_2CO_3 . Either way, we get these two products from the ground (i.e., rocks).

NaHCO_3 is also known as baking soda, which is used in many baked goods. Na_2CO_3 is used in foods to regulate the acid balance. It is also used in laundry (where it is called washing soda) to interact with other ions in water that tend to reduce detergent efficiency.



Figure [Math Processing Error]: Salt Mining © Thinkstock. Salt mining can be at the surface or below ground. Here salt is mined from surface deposits. Part of the processing facility can be seen in the background.

Summary

- Solids can be divided into amorphous solids and crystalline solids.
- Crystalline solids can be ionic, molecular, covalent network, or metallic.

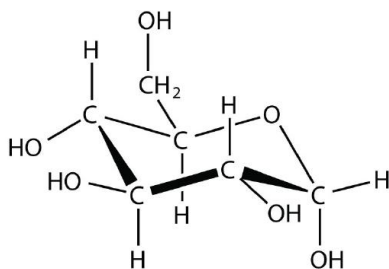
This page titled 10.5: Solids is shared under a CC BY-NC-SA 3.0 license and was authored, remixed, and/or curated by Theodore Chan via source content that was edited to the style and standards of the LibreTexts platform.

- 10.5: Solids by Anonymous is licensed CC BY-NC-SA 3.0. Original source: <https://2012books.lardbucket.org/books/beginning-chemistry>.

10.E: Solids and Liquids (Exercises)

Exercises (Intermolecular Forces)

1. What type of intermolecular force do all substances have?
2. What is necessary for a molecule to experience dipole-dipole interactions?
3. What is necessary for a molecule to experience hydrogen bonding?
4. How does varying the temperature change the preferred phase of a substance?
5. Identify the strongest intermolecular force present in each substance.
 - a. He
 - b. CHCl_3
 - c. HOF
6. Identify the strongest intermolecular force present in each substance.
 - a. CH_3OH
 - b. $(\text{CH}_3)_2\text{CO}$
 - c. N_2
7. Identify the strongest intermolecular force present in each substance.
 - a. HBr
 - b. $\text{C}_6\text{H}_5\text{NH}_2$
 - c. CH_4
8. Identify the strongest intermolecular force present in each substance.
 - a. $\text{C}_{10}\text{H}_{22}$
 - b. HF
 - c. glucose



Answers

1. dispersion force
3. An H atom must be bonded to an N, O, or F atom.
5.
 - a. dispersion forces
 - b. dipole-dipole interactions
 - c. hydrogen bonding

- 7.
- dipole-dipole interactions
 - hydrogen bonding
 - dispersion forces

Exercises (Phase Transitions - Melting, Boiling, and Subliming)

- What is the difference between *melting* and *solidification*?
- What is the difference between *boiling* and *condensation*?
- Describe the molecular changes when a solid becomes a liquid.
- Describe the molecular changes when a liquid becomes a gas.
- What is the energy change when 78.0 g of Hg melt at -38.8°C ?
- What is the energy change when 30.8 g of Al solidify at 660°C ?
- What is the energy change when 111 g of Br_2 boil at 59.5°C ?
- What is the energy change when 98.6 g of H_2O condense at 100°C ?
- Each of the following statements is incorrect. Rewrite them so they are correct.
 - Temperature changes during a phase change.
 - The process of a liquid becoming a gas is called sublimation.
- Each of the following statements is incorrect. Rewrite them so they are correct.
 - The volume of a gas contains only about 10% matter, with the rest being empty space.
 - ΔH_{sub} is equal to ΔH_{vap} .
- Write the chemical equation for the melting of elemental sodium.
- Write the chemical equation for the solidification of benzene (C_6H_6).
- Write the chemical equation for the sublimation of CO_2 .
- Write the chemical equation for the boiling of propanol ($\text{C}_3\text{H}_7\text{OH}$).
- What is the ΔH_{sub} of H_2O ? (Hint: see Table 10.3.1 "Enthalpies of Fusion for Various Substances" and Table 10.3.2 "Enthalpies of Vaporization for Various Substances".)
- The ΔH_{sub} of I_2 is 60.46 kJ/mol, while its ΔH_{vap} is 41.71 kJ/mol. What is the ΔH_{fus} of I_2 ?

Answers

- Melting is the phase change from a solid to a liquid, whereas solidification is the phase change from a liquid to a solid.
- The molecules have enough energy to move about each other but not enough to completely separate from each other.
- 890 J
- 10.7 kJ
- Temperature does not change during a phase change.
 - The process of a liquid becoming a gas is called boiling; the process of a solid becoming a gas is called sublimation.

11. $\text{Na(s)} \rightarrow \text{Na(l)}$
13. $\text{CO}_2\text{(s)} \rightarrow \text{CO}_2\text{(g)}$
15. 46.69 kJ/mol

Exercises (Properties of Liquids)

1. What is the difference between evaporation and boiling?
2. What is the difference between a gas and vapor?
3. Define *normal boiling point* in terms of vapor pressure.
4. Is the boiling point higher or lower at higher environmental pressures? Explain your answer.
5. Referring to Fig. 10.4.3, if the pressure is 400 torr, which liquid boils at the lowest temperature?
6. Referring to Fig. 10.4.3, if the pressure is 100 torr, which liquid boils at the lowest temperature?
7. Referring to Fig. 10.4.3, estimate the boiling point of ethanol at 200 torr.
8. Referring to Fig. 10.4.3, at approximately what pressure is the boiling point of water 40°C?
9. Explain how surface tension works.
10. From what you know of intermolecular forces, which substance do you think might have a higher surface tension—ethyl alcohol or mercury? Why?
11. Under what conditions would a liquid demonstrate a capillary rise?
12. Under what conditions would a liquid demonstrate a capillary depression?

Answers

1. Evaporation occurs when a liquid becomes a gas at temperatures below that liquid's boiling point, whereas boiling is the conversion of a liquid to a gas at the liquid's boiling point.
3. the temperature at which the vapor pressure of a liquid is 760 torr
5. diethyl ether
7. 48°C
9. Surface tension is an imbalance of attractive forces between liquid molecules at the surface of a liquid.
11. Adhesion must be greater than cohesion.

Exercises (Solids)

1. What is the difference between a crystalline solid and an amorphous solid?
2. What two properties do solids have in common? What two properties of solids can vary?
3. Explain how the bonding in an ionic solid explains some of the properties of these solids.
4. Explain how the bonding in a molecular solid explains some of the properties of these solids.
5. Explain how the bonding in a covalent network solid explains some of the properties of these solids.
6. Explain how the bonding in a metallic solid explains some of the properties of these solids.
7. Which type(s) of solid has/have high melting points?

8. Which type(s) of solid conduct(s) electricity in their solid state? In their liquid state?
9. Which type of solid(s) is/are considered relatively soft?
10. Which type of solid(s) is/are considered very hard?
11. Predict the type of solid exhibited by each substance.
 - a. Hg
 - b. PH_3
 - c. CaF_2
12. Predict the type of solid exhibited by each substance.
 - a. $(\text{CH}_2)_n$ (polyethylene, a form of plastic)
 - b. PCl_3
 - c. NH_4Cl
13. Predict the type of solid exhibited by each substance.
 - a. SO_3
 - b. Br_2
 - c. Na_2SO_3
14. Predict the type of solid exhibited by each substance.
 - a. BN (boron nitride, a diamond-like compound)
 - b. B_2O_3
 - c. NaBF_4
15. Predict the type of solid exhibited by each substance.
 - a. H_2S
 - b. Si
 - c. CsF
16. Predict the type of solid exhibited by each substance.
 - a. Co
 - b. CO
 - c. CaCO_3

Answers

1. At the atomic level, a crystalline solid has a regular arrangement of atoms, whereas an amorphous solid has a random arrangement of atoms.
3. The oppositely charged ions are very strongly held together, so ionic crystals have high melting points. Ionic crystals are also brittle because any distortion of the crystal moves same-charged ions closer to each other, so they repel.
5. The covalent network solid is essentially one molecule, making it very hard and giving it a very high melting point.
7. ionic solids, covalent network solids
9. molecular solids
11.
 - a. metallic
 - b. molecular solid
 - c. ionic crystal
- 13.

- a. molecular solid
- b. molecular solid
- c. ionic crystal

15.

- a. molecular solid
- b. molecular solid
- c. ionic crystal

This page titled [10.E: Solids and Liquids \(Exercises\)](#) is shared under a [CC BY-NC-SA 3.0](#) license and was authored, remixed, and/or curated by [Theodore Chan](#) via [source content](#) that was edited to the style and standards of the LibreTexts platform.

CHAPTER OVERVIEW

11: Solutions

A solution is a *homogeneous mixture*-a mixture of two or more substances that are so intimately mixed that the mixture behaves in many ways like a single substance. Many chemical reactions occur when the reactants are dissolved in solution. In this chapter, we will introduce concepts that are applicable to solutions and the chemical reactions that occur in them.

[11.1: Prelude to Solutions](#)

[11.2: Definitions](#)

[11.3: Ionic Equations - A Closer Look](#)

[11.4: Quantitative Units of Concentration](#)

[11.5: Dilutions and Concentrations](#)

[11.6: Concentrations as Conversion Factors](#)

[11.7: Colligative Properties of Solutions](#)

[11.8: Colligative Properties of Ionic Solutes](#)

[11.E: Solutions \(Exercises\)](#)

This page titled [11: Solutions](#) is shared under a [CC BY-NC-SA 3.0](#) license and was authored, remixed, and/or curated by [Theodore Chan](#) via [source content](#) that was edited to the style and standards of the LibreTexts platform.

11.1: Prelude to Solutions

More than 70% of the earth's surface is covered by a very important solution—seawater. It is likely that without seawater, no life would exist on Earth.

At its simplest, seawater is mostly H_2O . However, about 3.5% of seawater is dissolved solids—mostly NaCl —but other ions as well. Table 11.1.1 lists the percentage by mass of the various ions in seawater. Because it is highly likely that life on Earth originated in the oceans, it should not be surprising that many bodily fluids resemble seawater, especially blood. Table 11.1.1 also lists the percentage by mass of ions in a typical sample of blood.

Table 11.1.1: Percentage by Mass of Ions in Seawater and Blood

Ion	Percentage in Seawater	Percentage in Blood
Na^+	2.36	0.322
Cl^-	1.94	0.366
Mg^{2+}	0.13	0.002
SO_4^{2-}	0.09	-
K^+	0.04	0.016
Ca^{2+}	0.04	0.0096
HCO_3^-	0.002	0.165
HPO_4^{2-} , H_2PO_4^-	-	0.01

Most ions are more abundant in seawater than they are in blood, with some notable exceptions. There is far more hydrogen carbonate ion (HCO_3^-) in blood than in seawater; indeed, it is the third most common ion in blood. This difference is significant because the HCO_3^- ion and some related species [CO_3^{2-} , $\text{CO}_2(\text{aq})$] have an important role in controlling the acid-base properties of blood. Although there is a negligible amount of the two hydrogen phosphate ions (HPO_4^{2-} and H_2PO_4^-) in seawater, there is a small amount in blood, where these ions affect acid-base properties. Another notable difference is that blood has a negligible amount of the sulfate ion (SO_4^{2-}), but this ion is present in seawater. Gold is present in seawater—but only a tiny amount. A current estimate of the amount of gold is about 1 part per every 1×10^{13} parts of seawater, which makes the extraction of gold from seawater unfeasible. However, it does mean that there are about 1.4×10^{14} g of gold in the world's oceans!



Figure 11.1.1: Gold in the Ocean. There are approximately 1.4×10^{14} g of gold in the oceans, but extracting it effectively is beyond current technologies. (CC SA-BY; [Evgeni Dinev, Flickr](#).)

A solution is a *homogeneous mixture*: a mixture of two or more substances that are so intimately mixed that the mixture behaves in many ways like a single substance. Many chemical reactions occur when the reactants are dissolved in solution. In this chapter, we will introduce concepts that are applicable to solutions and the chemical reactions that occur in them.

This page titled [11.1: Prelude to Solutions](#) is shared under a [CC BY-NC-SA 3.0](#) license and was authored, remixed, and/or curated by [Theodore Chan](#) via [source content](#) that was edited to the style and standards of the LibreTexts platform.

- **11.1: Prelude to Solutions** by Anonymous is licensed [CC BY-NC-SA 3.0](#). Original source: <https://2012books.lardbucket.org/books/beginning-chemistry>.

11.2: Definitions

Learning Objective

- Learn some terminology involving solutions.
- Recognize which terminology is qualitative and which terminology is quantitative.
- Explain why certain substances dissolve in other substances.

The major component of a solution is called the **solvent**. The minor component of a solution is called the **solute**. "Major" and "minor" indicate which component has the greater or lesser presence by mass or moles, respectively. Sometimes this becomes confusing, especially when considering substances with very different molar masses. We will confine the discussion here to solutions for which the major component and the minor component are obvious.

Solutions exist for every possible phase of the solute and the solvent. Salt water, for example, is a solution of solid NaCl in liquid water; soda water is a solution of gaseous CO₂ in liquid water, while air is a solution of a gaseous solute (O₂) in a gaseous solvent (N₂). In all cases, however, the overall phase of the solution is the same phase as the solvent.

✓ Example 11.2.1: Sugar Water

A solution is made by dissolving 1.00 g of sucrose (C₁₂H₂₂O₁₁) in 100.0 g of liquid water. Identify the solvent and solute in the resulting solution.

Solution

Either by mass or by moles, the obvious minor component is sucrose, so it is the solute. Water—the majority component—is the solvent. The fact that the resulting solution is the same phase as water also suggests that water is the solvent.

? Exercise 11.2.1

A solution is made by dissolving 3.33 g of HCl(g) in 40.0 g of liquid methyl alcohol (CH₃OH). Identify the solvent and solute in the resulting solution.

Answer

solute: HCl(g); solvent: CH₃OH

One important concept of solutions is in defining how much solute is dissolved in a given amount of solvent. This concept is called **concentration**. Various words are used to describe the relative amounts of solute. **Dilute** describes a solution that has very little solute, while **concentrated** describes a solution that has a lot of solute. One problem is that these terms are qualitative; they describe more or less but not exactly how much.

In most cases, only a certain maximum amount of solute can be dissolved in a given amount of solvent. This maximum amount is called the **solubility** of the solute. It is usually expressed in terms of the amount of solute that can dissolve in 100 g of the solvent at a given temperature. Table 11.2.1 lists the solubilities of some simple ionic compounds. These solubilities vary widely: NaCl can dissolve up to 31.6 g per 100 g of H₂O, while AgCl can dissolve only 0.00019 g per 100 g of H₂O.

Table 11.2.1: Solubilities of Some Ionic Compounds

Solute	Solubility (g per 100 g of H ₂ O at 25°C)
AgCl	0.00019
CaCO ₃	0.0006
KBr	70.7
NaCl	36.1
NaNO ₃	94.6

When the maximum amount of solute has been dissolved in a given amount of solvent, we say that the solution is **saturated** with solute. When less than the maximum amount of solute is dissolved in a given amount of solute, the solution is **unsaturated**. These terms are also qualitative terms because each solute has its own solubility. A solution of 0.00019 g of AgCl per 100 g of H₂O may be saturated, but with so little solute dissolved, it is also rather dilute. A solution of 36.1 g of NaCl in 100 g of H₂O is also saturated but rather concentrated. Ideally, we need more precise ways of specifying the amount of solute in a solution. We will introduce such ways in Section 11.3.

In some circumstances, it is possible to dissolve more than the maximum amount of a solute in a solution. Usually, this happens by heating the solvent, dissolving more solute than would normally dissolve at regular temperatures, and letting the solution cool down slowly and carefully. Such solutions are called **supersaturated** solutions and are not stable; given an opportunity (such as dropping a crystal of solute in the solution), the excess solute will precipitate from the solution.

It should be obvious that some solutes dissolve in certain solvents but not others. NaCl, for example, dissolves in water but not in vegetable oil. Beeswax dissolves in liquid hexane but not water. What is it that makes a solute soluble in some solvents but not others?

The answer is intermolecular interactions. The intermolecular interactions include London dispersion forces, dipole-dipole interactions, and hydrogen bonding (as described in Chapter 10). From experimental studies, it has been determined that if molecules of a solute experience the same intermolecular forces that the solvent does, the solute will likely dissolve in that solvent. So, NaCl—a very polar substance because it is composed of ions—dissolves in water, which is very polar, but not in oil, which is generally nonpolar. Nonpolar wax dissolves in nonpolar hexane but not in polar water. This concept leads to the general rule that "like dissolves like" for predicting whether a solute is soluble in a given solvent. However, this is a general rule, not an absolute statement, so it must be applied with care.

✓ Example 11.2.2: Polar and Nonpolar Solvents

Would I₂ be more soluble in CCl₄ or H₂O? Explain your answer.

Solution

I₂ is nonpolar. Of the two solvents, CCl₄ is nonpolar and H₂O is polar, so I₂ would be expected to be more soluble in CCl₄.

? Exercise 11.2.2

Would C₃H₇OH be more soluble in CCl₄ or H₂O? Explain your answer.

Answer

H₂O because both experience hydrogen bonding

Summary

- Solutions are composed of a solvent (major component) and a solute (minor component).
- Concentration is the expression of the amount of solute in a given amount of solvent and can be described by several qualitative terms.
- Solubility is a specific amount of solute that can dissolve in a given amount of solvent.
- "Like dissolves like" is a useful rule for deciding if a solute will be soluble in a solvent.

This page titled [11.2: Definitions](#) is shared under a [CC BY-NC-SA 3.0](#) license and was authored, remixed, and/or curated by [Theodore Chan](#) via [source content](#) that was edited to the style and standards of the LibreTexts platform.

- [11.2: Definitions](#) by Anonymous is licensed [CC BY-NC-SA 3.0](#). Original source: <https://2012books.lardbucket.org/books/beginning-chemistry/>.

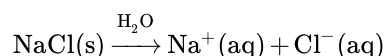
11.3: Ionic Equations - A Closer Look

Learning Objectives

- Write ionic equations for chemical reactions between ionic compounds.
- Write net ionic equations for chemical reactions between ionic compounds.

For single-replacement and double-replacement reactions, many of the reactions included ionic compounds—compounds between metals and nonmetals, or compounds that contained recognizable polyatomic ions. Now, we take a closer look at reactions that include ionic compounds.

One important aspect about ionic compounds that differs from molecular compounds has to do with dissolution in a liquid, such as water. When molecular compounds, such as sugar, dissolve in water, the individual molecules drift apart from each other. When ionic compounds dissolve, *the ions physically separate from each other*. We can use a chemical equation to represent this process—for example, with NaCl:



When NaCl dissolves in water, the ions separate and go their own way in solution; the ions are now written with their respective charges, and the (aq) phase label emphasizes that they are dissolved (Figure 11.3.1). This process is called **dissociation**; we say that the ions *dissociate*.

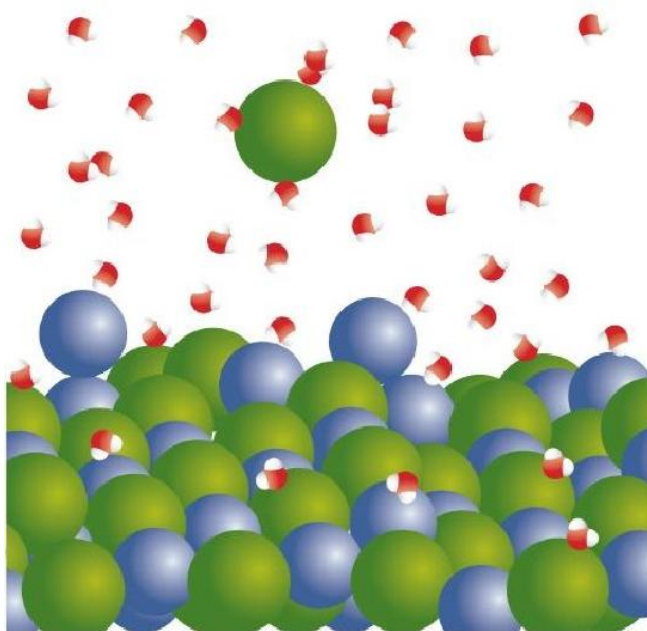
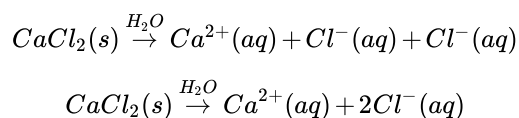


Figure 11.3.1 Ionic Solutions. When an ionic compound dissociates in water, water molecules surround each ion and separate it from the rest of the solid. Each ion goes its own way in solution.

All ionic compounds that dissolve behave this way. This behavior was first suggested by the Swedish chemist Svante August Arrhenius [1859–1927] as part of his PhD dissertation in 1884. Interestingly, his PhD examination team had a hard time believing that ionic compounds would behave like this, so they gave Arrhenius a barely passing grade. Later, this work was cited when Arrhenius was awarded the Nobel Prize in Chemistry. Keep in mind that when the ions separate, *all* the ions separate. Thus, when CaCl_2 dissolves, the one Ca^{2+} ion and the two Cl^- ions separate from one another:



That is, the two chloride ions go off on their own. They do not remain as Cl_2 (that would be elemental chlorine; these are chloride ions), and they do not stick together to make Cl_2^- or Cl_2^{2-} . They become dissociated ions in their own right. Polyatomic ions also retain their overall identity when they are dissolved.

✓ Example 11.3.1

Write the chemical equation that represents the dissociation of each ionic compound.

1. KBr
2. Na_2SO_4


Solution

1. $\text{KBr(s)} \rightarrow \text{K}^+(\text{aq}) + \text{Br}^-(\text{aq})$
2. Not only do the two sodium ions go their own way, but the sulfate ion stays together as the sulfate ion. The dissolving equation is $\text{Na}_2\text{SO}_4(\text{s}) \rightarrow 2\text{Na}^+(\text{aq}) + \text{SO}_4^{2-}(\text{aq})$

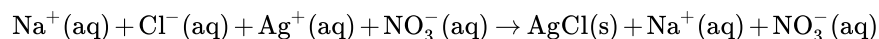
? Exercise 11.3.1

Write the chemical equation that represents the dissociation of $(\text{NH}_4)_2\text{S}$.

Answer



When chemicals in solution react, the proper way of writing the chemical formulas of the dissolved ionic compounds is in terms of the dissociated ions, not the complete ionic formula. A **complete ionic equation** is a chemical equation in which the dissolved ionic compounds are written as separated ions. Solubility rules are very useful in determining which ionic compounds are dissolved and which are not. For example, when NaCl(aq) reacts with $\text{AgNO}_3(\text{aq})$ in a double-replacement reaction to precipitate AgCl(s) and form $\text{NaNO}_3(\text{aq})$, the complete ionic equation includes NaCl , AgNO_3 , and NaNO_3 written as separate ions:



This is more representative of what is occurring in the solution.

✓ Example 11.3.1

Write the complete ionic equation for each chemical reaction.

1. $\text{KBr(aq)} + \text{AgC}_2\text{H}_3\text{O}_2(\text{aq}) \rightarrow \text{KC}_2\text{H}_3\text{O}_2(\text{aq}) + \text{AgBr(s)}$
2. $\text{MgSO}_4(\text{aq}) + \text{Ba(NO}_3)_2(\text{aq}) \rightarrow \text{Mg(NO}_3)_2(\text{aq}) + \text{BaSO}_4(\text{s})$

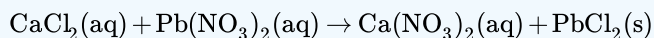
Solution

For any ionic compound that is aqueous, we will write the compound as separated ions.

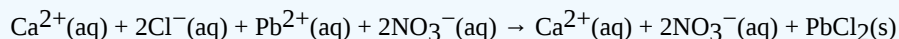
1. The complete ionic equation is $\text{K}^+(\text{aq}) + \text{Br}^-(\text{aq}) + \text{Ag}^+(\text{aq}) + \text{C}_2\text{H}_3\text{O}_2^-(\text{aq}) \rightarrow \text{K}^+(\text{aq}) + \text{C}_2\text{H}_3\text{O}_2^-(\text{aq}) + \text{AgBr(s)}$
2. The complete ionic equation is $\text{Mg}^{2+}(\text{aq}) + \text{SO}_4^{2-}(\text{aq}) + \text{Ba}^{2+}(\text{aq}) + 2\text{NO}_3^-(\text{aq}) \rightarrow \text{Mg}^{2+}(\text{aq}) + 2\text{NO}_3^-(\text{aq}) + \text{BaSO}_4(\text{s})$

? Exercise 11.3.1

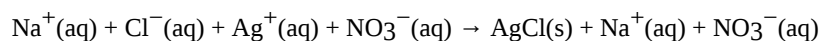
Write the complete ionic equation for



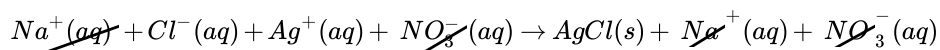
Answer



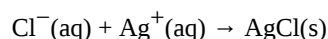
You may notice that in a complete ionic equation, some ions do not change their chemical form; they stay exactly the same on the reactant and product sides of the equation. For example, in



the $\text{Ag}^+(\text{aq})$ and $\text{Cl}^-(\text{aq})$ ions become $\text{AgCl}(\text{s})$, but the $\text{Na}^+(\text{aq})$ ions and the $\text{NO}_3^-(\text{aq})$ ions stay as $\text{Na}^+(\text{aq})$ ions and $\text{NO}_3^-(\text{aq})$ ions. These two ions are examples of spectator ions—ions that do nothing in the overall course of a chemical reaction. They are present, but they do not participate in the overall chemistry. It is common to cancel spectator ions (something also done with algebraic quantities) on the opposite sides of a chemical equation:



What remains when the spectator ions are removed is called the **net ionic equation**, which represents the actual chemical change occurring between the ionic compounds:



It is important to reiterate that the spectator ions are still present in solution, but they do not experience any net chemical change, so they are not written in a net ionic equation.

✓ Example 11.3.1

Write the net ionic equation for each chemical reaction.

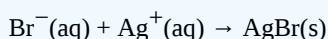
- $\text{K}^+(\text{aq}) + \text{Br}^-(\text{aq}) + \text{Ag}^+(\text{aq}) + \text{C}_2\text{H}_3\text{O}_2^-(\text{aq}) \rightarrow \text{K}^+(\text{aq}) + \text{C}_2\text{H}_3\text{O}_2^-(\text{aq}) + \text{AgBr}(\text{s})$
- $\text{Mg}^{2+}(\text{aq}) + \text{SO}_4^{2-}(\text{aq}) + \text{Ba}^{2+}(\text{aq}) + 2\text{NO}_3^-(\text{aq}) \rightarrow \text{Mg}^{2+}(\text{aq}) + 2\text{NO}_3^-(\text{aq}) + \text{BaSO}_4(\text{s})$

Solution

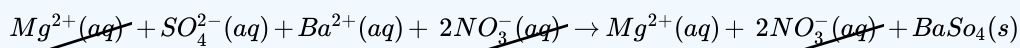
- In the first equation, the $\text{K}^+(\text{aq})$ and $\text{C}_2\text{H}_3\text{O}_2^-(\text{aq})$ ions are spectator ions, so they are canceled:



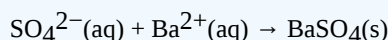
The net ionic equation is



- In the second equation, the $\text{Mg}^{2+}(\text{aq})$ and $\text{NO}_3^-(\text{aq})$ ions are spectator ions, so they are canceled:

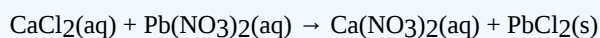


The net ionic equation is

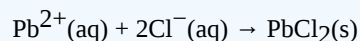


? Exercise 11.3.1

Write the net ionic equation for



Answer



✓ Chemistry is Everywhere: Soluble and Insoluble Ionic Compounds

The concept of solubility versus insolubility in ionic compounds is a matter of degree. Some ionic compounds are very soluble, some are only moderately soluble, and some are soluble so little that they are considered insoluble. For most ionic compounds, there is also a limit to the amount of compound that can be dissolved in a sample of water. For example, you can dissolve a maximum of 36.0 g of NaCl in 100 g of water at room temperature, but you can dissolve only 0.00019 g of AgCl in 100 g of water. We consider NaCl soluble but AgCl insoluble.

One place where solubility is important is in the tank-type water heater found in many homes in the United States. Domestic water frequently contains small amounts of dissolved ionic compounds, including calcium carbonate (CaCO_3). However,

CaCO_3 has the relatively unusual property of being less soluble in hot water than in cold water. So as the water heater operates by heating water, CaCO_3 can precipitate if there is enough of it in the water. This precipitate, called *limescale*, can also contain magnesium compounds, hydrogen carbonate compounds, and phosphate compounds. The problem is that too much limescale can impede the function of a water heater, requiring more energy to heat water to a specific temperature or even blocking water pipes into or out of the water heater, causing dysfunction.



Figure 11.3.2 Tank water heater © Thinkstock. Most homes in the United States have a tank-type water heater like this one.

Another place where solubility versus insolubility is an issue is the Grand Canyon. We usually think of rock as insoluble. But it is actually ever so slightly soluble. This means that over a period of about two billion years, the Colorado River carved rock from the surface by slowly dissolving it, eventually generating a spectacular series of gorges and canyons. And all because of solubility!



Figure 11.3.3: The Grand Canyon was formed by water running through rock for billions of years, very slowly dissolving it. Note the Colorado River is still present in the lower part of the photo. (Sonaal Bangera via [unsplash](https://unsplash.com/photos/Grand-Canyon))

Key Takeaways

- Ionic compounds that dissolve separate into individual ions.
- Complete ionic equations show dissolved ionic solids as separated ions.
- Net ionic equations show only the ions and other substances that change in a chemical reaction.

This page titled [11.3: Ionic Equations - A Closer Look](#) is shared under a [CC BY-NC-SA 3.0](#) license and was authored, remixed, and/or curated by [Theodore Chan](#) via [source content](#) that was edited to the style and standards of the LibreTexts platform.

- **4.4: Ionic Equations - A Closer Look** by Anonymous is licensed [CC BY-NC-SA 3.0](#). Original source: <https://2012books.lardbucket.org/books/beginning-chemistry>.

11.4: Quantitative Units of Concentration

Learning Objective

- Learn to determine specific concentrations with several common units.

Rather than qualitative terms (Section 11.2 - Definitions), we need quantitative ways to express the amount of solute in a solution; that is, we need specific units of concentration. In this section, we will introduce several common and useful units of concentration.

Molarity (M) is defined as the number of moles of solute divided by the number of liters of solution:

$$\text{molarity} = \frac{\text{moles of solute}}{\text{liters of solution}}$$

which can be simplified as

$$M = \frac{\text{mol}}{L}, \text{ or } \text{mol}/L$$

As with any mathematical equation, if you know any two quantities, you can calculate the third, unknown, quantity.

For example, suppose you have 0.500 L of solution that has 0.24 mol of NaOH dissolved in it. The concentration of the solution can be calculated as follows:

$$\text{molarity} = \frac{0.24 \text{ mol NaOH}}{0.500 L} = 0.48 M \text{ NaOH}$$

The concentration of the solution is 0.48 M, which is spoken as "zero point forty-eight molarity" or "zero point forty-eight molar." If the quantity of the solute is given in mass units, you must convert mass units to mole units before using the definition of molarity to calculate concentration. For example, what is the molar concentration of a solution of 22.4 g of HCl dissolved in 1.56 L? First, convert the mass of solute to moles using the molar mass of HCl (36.5 g/mol):

$$22.4 \text{ g HCl} \times \frac{1 \text{ mol HCl}}{36.5 \text{ g HCl}} = 0.614 M \text{ HCl}$$

Now we can use the definition of molarity to determine a concentration:

$$M = \frac{0.614 \text{ mol HCl}}{1.56 L} = 0.394 M$$

✓ Example 11.4.1

What is the molarity of a solution made when 32.7 g of NaOH are dissolved to make 445 mL of solution?

Solution

To use the definition of molarity, both quantities must be converted to the proper units. First, convert the volume units from milliliters to liters:

$$445 \text{ mL} \times \frac{1 L}{1000 \text{ mL}} = 0.445 L$$

Now we convert the amount of solute to moles, using the molar mass of NaOH, which is 40.0 g/mol:

$$32.7 \text{ g NaOH} \times \frac{1 \text{ mol NaOH}}{40.0 \text{ g NaOH}} = 0.818 \text{ mol NaOH}$$

Now we can use the definition of molarity to determine the molar concentration:

$$M = \frac{0.818 \text{ mol NaOH}}{0.445 L} = 1.84 M \text{ NaOH}$$

? Exercise 11.4.1

What is the molarity of a solution made when 66.2 g of $C_6H_{12}O_6$ are dissolved to make 235 mL of solution?

Answer

1.57 M

The definition of molarity can be used to determine the amount of solute or the volume of solution, if the other information is given. Example 4 illustrates this situation.

✓ Example 11.4.2

How many moles of solute are present in 0.108 L of a 0.887 M NaCl solution?

Solution

We know the volume and the molarity; we can use the definition of molarity to mathematically solve for the amount in moles. Substituting the quantities into the definition of molarity:

$$0.887\text{ M} = \frac{\text{mol NaCl}}{0.108\text{ L}}$$

We multiply the 0.108 L over to the other side of the equation and multiply the units together; "molarity \times liters" equals moles, according to the definition of molarity. So

$$\text{mol NaCl} = (0.887\text{ M})(0.108\text{ L}) = 0.0958\text{ mol}$$

? Exercise 11.4.2

How many moles of solute are present in 225 mL of a 1.44 M $CaCl_2$ solution?

Answer

0.324 mol

If you need to determine volume, remember the rule that the unknown quantity must be by itself and in the numerator to determine the correct answer. Thus, rearrangement of the definition of molarity is required.

✓ Example 11.4.3

What volume of a 2.33 M $NaNO_3$ solution is needed to obtain 0.222 mol of solute?

Solution

Using the definition of molarity, we have

$$2.33\text{ M} = \frac{0.222\text{ mol}}{L}$$

To solve for the number of liters, we bring the 2.33 M over to the right into the denominator, and the number of liters over to the left in the numerator. We now have

$$L = \frac{0.222\text{ mol}}{2.33\text{ M}}$$

Dividing, the volume is 0.0953 L = 95.3 mL.

? Exercise 11.4.3

What volume of a 0.570 M K_2SO_4 solution is needed to obtain 0.872 mol of solute?

Answer

1.53 L

A similar unit of concentration is **molality** (m), which is defined as the number of moles of solute per kilogram of solvent, not per liter of solution:

$$\text{molality} = \frac{\text{moles solute}}{\text{kilograms solvent}}$$

Mathematical manipulation of molality is the same as with molarity.

Another way to specify an amount is **percentage composition by mass** (or *mass percentage*, % m/m). It is defined as follows:

$$\%m/m = \frac{\text{mass of solute}}{\text{mass of entire sample}} \times 100\%$$

It is not uncommon to see this unit used on commercial products (see Figure 11.4.1- Concentration in Commercial Applications).



Figure 11.4.1 Concentration in Commercial Applications © Thinkstock. *The percentage of urea in this package is 5% m/m, meaning that there are 5 g of urea per 100 g of product.*

✓ Example 11.4.4

What is the mass percentage of Fe in a piece of metal with 87.9 g of Fe in a 113 g sample?

Solution

Using the definition of mass percentage, we have

$$\%m/m = \frac{87.9 \text{ g Fe}}{113 \text{ g sample}} \times 100\% = 77.8\% \text{ Fe}$$

? Exercise 11.4.4

What is the mass percentage of H_2O_2 in a solution with 1.67 g of H_2O_2 in a 55.5 g sample?

Answer

3.01%

Related concentration units are **parts per thousand (ppth)**, **parts per million (ppm)** and **parts per billion (ppb)**. Parts per thousand is defined as follows:

$$ppth = \frac{\text{mass of solute}}{\text{mass of sample}} \times 1000$$

There are similar definitions for parts per million and parts per billion:

$$ppm = \frac{\text{mass of solute}}{\text{mass of sample}} \times 1,000,000$$

and

$$ppb = \frac{\text{mass of solute}}{\text{mass of sample}} \times 1,000,000,000$$

Each unit is used for progressively lower and lower concentrations. The two masses must be expressed in the same unit of mass, so conversions may be necessary.

✓ Example 11.4.5

If there are 0.6 g of Pb present in 277 g of solution, what is the Pb concentration in parts per thousand?

Solution

Use the definition of parts per thousand to determine the concentration. Substituting

$$\frac{0.6g \text{ Pb}}{277g \text{ solution}} \times 1000 = 2.17 \text{ ppth}$$

? Exercise 11.4.5

If there are 0.551 mg of As in 348 g of solution, what is the As concentration in ppm?

Answer

1.58 ppm

As with molarity and molality, algebraic rearrangements may be necessary to answer certain questions.

✓ Example 11.4.6

The concentration of Cl^- ion in a sample of H_2O is 15.0 ppm. What mass of Cl^- ion is present in 240.0 mL of H_2O , which has a density of 1.00 g/mL?

Solution

First, use the density of H_2O to determine the mass of the sample:

$$240.0 \text{ mL} \times \frac{1.00 \text{ g}}{\text{mL}} = 240.0 \text{ g}$$

Now we can use the definition of ppm:

$$15.0 \text{ ppm} = \frac{\text{mass of solute}}{240.0 \text{ g solution}} \times 1,000,000$$

Rearranging to solve for the mass of solute,

$$\text{mass solute} = \frac{(15.0 \text{ ppm})(240.0 \text{ g solution})}{1,000,000} = 0.0036 \text{ g} = 3.6 \text{ mg}$$

? Exercise 11.4.6

The concentration of Fe^{3+} ion in a sample of H_2O is 335.0 ppm. What mass of Fe^{3+} ion is present in 3,450 mL of H_2O , which has a density of 1.00 g/mL?

Answer

1.16 g

For ionic solutions, we need to differentiate between the concentration of the salt versus the concentration of each individual ion. Because the ions in ionic compounds go their own way when a compound is dissolved in a solution, the resulting concentration of the ion may be different from the concentration of the complete salt. For example, if 1 M NaCl were prepared, the solution could also be described as a solution of 1 M $\text{Na}^+(\text{aq})$ and 1 M $\text{Cl}^-(\text{aq})$ because there is one Na^+ ion and one Cl^- ion per formula unit of the salt. However, if the solution were 1 M CaCl_2 , there are two $\text{Cl}^-(\text{aq})$ ions for every formula unit dissolved, so the concentration of $\text{Cl}^-(\text{aq})$ would be 2 M, not 1 M.

In addition, the total ion concentration is the sum of the individual ion concentrations. Thus for the 1 M NaCl, the total ion concentration is 2 M; for the 1 M CaCl_2 , the total ion concentration is 3 M.

📌 Key Takeaway

- Quantitative units of concentration include molarity, molality, mass percentage, parts per thousand (ppt), parts per million (ppm), and parts per billion (ppb).

This page titled [11.4: Quantitative Units of Concentration](#) is shared under a [CC BY-NC-SA 3.0](#) license and was authored, remixed, and/or curated by [Theodore Chan](#) via [source content](#) that was edited to the style and standards of the LibreTexts platform.

- [11.3: Quantitative Units of Concentration](#) by Anonymous is licensed [CC BY-NC-SA 3.0](#). Original source: <https://2012books.lardbucket.org/books/beginning-chemistry>.

11.5: Dilutions and Concentrations

Learning Objective

- Learn how to dilute and concentrate solutions.

Often, a worker will need to change the concentration of a solution by changing the amount of solvent. **Dilution** is the addition of solvent, which decreases the concentration of the solute in the solution. **Concentration** is the removal of solvent, which increases the concentration of the solute in the solution. (Do not confuse the two uses of the word *concentration* here!)

In both dilution and concentration, the amount of solute stays the same. This gives us a way to calculate what the new solution volume must be for the desired concentration of solute. From the definition of molarity,

$$\text{molarity} = \frac{\text{moles of solute}}{\text{liters of solution}}$$

we can solve for the number of moles of solute:

$$\text{moles of solute} = (\text{molarity})(\text{liters of solution})$$

A simpler way of writing this is to use M to represent molarity and V to represent volume. So the equation becomes

$$\text{moles of solute} = MV$$

Because this quantity does not change before and after the change in concentration, the product MV must be the same before and after the concentration change. Using numbers to represent the initial and final conditions, we have

$$M_1 V_1 = M_2 V_2$$

as the **dilution equation**. The volumes must be expressed in the same units. Note that this equation gives only the initial and final conditions, not the amount of the change. The amount of change is determined by subtraction.

✓ Example 11.5.1

If 25.0 mL of a 2.19 M solution are diluted to 72.8 mL, what is the final concentration?

Solution

It does not matter which set of conditions is labeled 1 or 2, as long as the conditions are paired together properly. Using the dilution equation, we have

$$(2.19 \text{ M})(25.0 \text{ mL}) = M_2(72.8 \text{ mL})$$

Solving for the second concentration (noting that the milliliter units cancel),

$$M_2 = 0.752 \text{ M}$$

The concentration of the solution has decreased. In going from 25.0 mL to 72.8 mL, $72.8 - 25.0 = 47.8$ mL of solvent must be added.

? Exercise 11.5.1

A 0.885 M solution of KBr whose initial volume is 76.5 mL has more water added until its concentration is 0.500 M. What is the new volume of the solution?

Answer

135.4 mL

Concentrating solutions involves removing solvent. Usually this is done by evaporating or boiling, assuming that the heat of boiling does not affect the solute. The dilution equation is used in these circumstances as well.

Chemistry is Everywhere: Preparing IV Solutions

In a hospital emergency room, a physician orders an intravenous (IV) delivery of 100 mL of 0.5% KCl for a patient suffering from hypokalemia (low potassium levels). Does an aide run to a supply cabinet and take out an IV bag containing this concentration of KCl?

Not likely. It is more probable that the aide must make the proper solution from an IV bag of sterile solution and a more concentrated, sterile solution, called a *stock solution*, of KCl. The aide is expected to use a syringe to draw up some stock solution and inject it into the waiting IV bag and dilute it to the proper concentration. Thus the aide must perform a dilution calculation.



Figure 11.5.1 Preparing IV Solution © Thinkstock. Medical personnel commonly must perform dilutions for IV solutions.

If the stock solution is 10.0% KCl and the final volume and concentration need to be 100 mL and 0.50%, respectively, then it is easy to calculate how much stock solution to use:

$$(10\%)V_1 = (0.50\%)(100 \text{ mL})V_1 = 5 \text{ mL}$$

Of course, the addition of the stock solution affects the total volume of the diluted solution, but the final concentration is likely close enough even for medical purposes.

Medical and pharmaceutical personnel are constantly dealing with dosages that require concentration measurements and dilutions. It is an important responsibility: calculating the *wrong* dose can be useless, harmful, or even fatal!

Summary

- Molarity and volume are used to determine dilutions and concentrations of solutions.

This page titled [11.5: Dilutions and Concentrations](#) is shared under a [CC BY-NC-SA 3.0](#) license and was authored, remixed, and/or curated by Theodore Chan via [source content](#) that was edited to the style and standards of the LibreTexts platform.

- [11.4: Dilutions and Concentrations](#) by Anonymous is licensed [CC BY-NC-SA 3.0](#). Original source: <https://2012books.lardbucket.org/books/beginning-chemistry>.

11.6: Concentrations as Conversion Factors

Learning Objective

- Apply concentration units as conversion factors.

Concentration can be a conversion factor between the amount of solute and the amount of solution or solvent (depending on the definition of the concentration unit). As such, concentrations can be useful in a variety of stoichiometry problems. In many cases, it is best to use the original definition of the concentration unit; it is that definition that provides the conversion factor.

A simple example of using a concentration unit as a conversion factor is one in which we use the definition of the concentration unit and rearrange; we can do the calculation again as a unit conversion, rather than as a definition. For example, suppose we ask how many moles of solute are present in 0.108 L of a 0.887 M NaCl solution. Because 0.887 M means 0.887 mol/L, we can use this second expression for the concentration as a conversion factor:

$$0.108 \cancel{\text{L NaCl}} \times \frac{0.887 \text{ mol NaCl}}{\cancel{\text{L NaCl}}} = 0.0958 \text{ mol NaCl}$$

(There is an understood 1 in the denominator of the conversion factor.) If we used the definition approach, we get the same answer, but now we are using conversion factor skills. Like any other conversion factor that relates two different types of units, the reciprocal of the concentration can be also used as a conversion factor.

✓ Example 11.6.1

Using concentration as a conversion factor, how many liters of 2.35 M CuSO₄ are needed to obtain 4.88 mol of CuSO₄?

Solution

This is a one-step conversion, but the concentration must be written as the reciprocal for the units to work out:

$$4.88 \cancel{\text{mol CuSO}_4} \times \frac{1 \text{ L}}{2.35 \cancel{\text{mol}}} = 2.08 \text{ L of solution}$$

? Exercise 11.6.1

Using concentration as a conversion factor, how many liters of 0.0444 M CH₂O are needed to obtain 0.0773 mol of CH₂O?

Answer:

1.74 L

Of course, once quantities in moles are available, another conversion can give the mass of the substance, using molar mass as a conversion factor.

✓ Example 11.6.2

What mass of solute is present in 0.765 L of 1.93 M NaOH?

Solution

This is a two-step conversion, first using concentration as a conversion factor to determine the number of moles and then the molar mass of NaOH (40.0 g/mol) to convert to mass:

$$0.765 \cancel{\text{L}} \times \frac{1.93 \cancel{\text{mol NaOH}}}{\cancel{\text{L solution}}} \times \frac{40.0 \text{ g NaOH}}{1 \cancel{\text{mol NaOH}}} = 59.1 \text{ g NaOH}$$

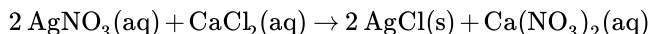
? Exercise 11.6.2

What mass of solute is present in 1.08 L of 0.0578 M H_2SO_4 ?

Answer

6.12 g

More complex stoichiometry problems using balanced chemical reactions can also use concentrations as conversion factors. For example, suppose the following equation represents a chemical reaction:



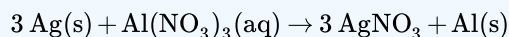
If we wanted to know what volume of 0.555 M CaCl_2 would react with 1.25 mol of AgNO_3 , we first use the balanced chemical equation to determine the number of moles of CaCl_2 that would react and then use concentration to convert to liters of solution:

$$1.25 \text{ mol } \cancel{\text{AgNO}_3} \times \frac{1 \text{ mol } \cancel{\text{CaCl}_2}}{2 \text{ mol } \cancel{\text{AgNO}_3}} \times \frac{1 \text{ L solution}}{0.555 \text{ mol } \cancel{\text{CaCl}_2}} = 1.13 \text{ L } \text{CaCl}_2$$

This can be extended by starting with the mass of one reactant, instead of moles of a reactant.

✓ Example 11.6.3

What volume of 0.0995 M $\text{Al}(\text{NO}_3)_3$ will react with 3.66 g of Ag according to the following chemical equation?



Solution

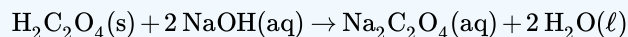
Here, we first must convert the mass of Ag to moles before using the balanced chemical equation and then the definition of molarity as a conversion factor:

$$3.66 \text{ g } \cancel{\text{Ag}} \times \frac{1 \text{ mol } \cancel{\text{Ag}}}{107.97 \text{ g } \cancel{\text{Ag}}} \times \frac{1 \text{ mol } \cancel{\text{Al}(\text{NO}_3)_3}}{3 \text{ mol } \cancel{\text{Ag}}} \times \frac{1 \text{ L solution}}{0.0995 \text{ mol } \cancel{\text{Al}(\text{NO}_3)_3}} = 0.114 \text{ L}$$

The strikeouts show how the units cancel.

? Exercise 11.6.3

What volume of 0.512 M NaOH will react with 17.9 g of $\text{H}_2\text{C}_2\text{O}_4(\text{s})$ according to the following chemical equation?



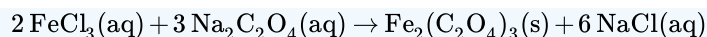
Answer:

0.777 L

We can extend our skills even further by recognizing that we can relate quantities of one solution to quantities of another solution. Knowing the volume and concentration of a solution containing one reactant, we can determine how much of another solution of another reactant will be needed using the balanced chemical equation.

✓ Example 11.6.4

A student takes a precisely measured sample, called an *aliquot*, of 10.00 mL of a solution of FeCl_3 . The student carefully adds 0.1074 M $\text{Na}_2\text{C}_2\text{O}_4$ until all the $\text{Fe}^{3+}(\text{aq})$ has precipitated as $\text{Fe}_2(\text{C}_2\text{O}_4)_3(\text{s})$. Using a precisely measured tube called a burette, the student finds that 9.04 mL of the $\text{Na}_2\text{C}_2\text{O}_4$ solution was added to completely precipitate the $\text{Fe}^{3+}(\text{aq})$. What was the concentration of the FeCl_3 in the original solution? (A precisely measured experiment like this, which is meant to determine the amount of a substance in a sample, is called a *titration*.) The balanced chemical equation is as follows:



Solution

First we need to determine the number of moles of $\text{Na}_2\text{C}_2\text{O}_4$ that reacted. We will convert the volume to liters and then use the concentration of the solution as a conversion factor:

$$9.04 \cancel{\text{mL}} \times \frac{1 \cancel{\text{L}}}{1000 \cancel{\text{mL}}} \times \frac{0.1074 \text{mol Na}_2\text{C}_2\text{O}_4}{\cancel{\text{L}}} = 0.000971 \text{mol Na}_2\text{C}_2\text{O}_4$$

Now we will use the balanced chemical equation to determine the number of moles of $\text{Fe}^{3+}(\text{aq})$ that were present in the initial aliquot:

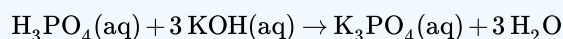
$$0.000971 \text{mol Na}_2\text{C}_2\text{O}_4 \times \frac{2 \text{mol FeCl}_3}{3 \text{mol Na}_2\text{C}_2\text{O}_4} = 0.000647 \text{mol FeCl}_3$$

Then we determine the concentration of FeCl_3 in the original solution. Converting 10.00 mL into liters (0.01000 L), we use the definition of molarity directly:

$$M = \frac{\text{mol}}{\text{L}} = \frac{0.000647 \text{mol FeCl}_3}{0.01000 \text{L}} = 0.0647 \text{M FeCl}_3$$

? Exercise 11.6.4

A student titrates 25.00 mL of H_3PO_4 with 0.0987 M KOH . She uses 54.06 mL to complete the chemical reaction. What is the concentration of H_3PO_4 ?



Answer:

0.0711 M

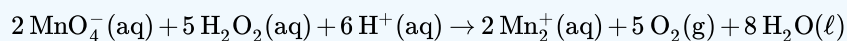


Figure 11.6.1 Titration © Thinkstock. When a student performs a titration, a measured amount of one solution is added to another reactant.

We have used molarity exclusively as the concentration of interest, but that will not always be the case. The next example shows a different concentration unit being used.

✓ Example 11.6.5

H₂O₂ is used to determine the amount of Mn according to this balanced chemical equation:



What mass of 3.00% m/m H₂O₂ solution is needed to react with 0.355 mol of MnO₄[−](aq)?

Solution

Because we are given an initial amount in moles, all we need to do is use the balanced chemical equation to determine the number of moles of H₂O₂ and then convert to find the mass of H₂O₂. Knowing that the H₂O₂ solution is 3.00% by mass, we can determine the mass of solution needed:

$$0.355 \text{ mol MnO}_4^- \times \frac{5 \text{ mol H}_2\text{O}_2}{2 \text{ mol MnO}_4^-} \times \frac{34.02 \text{ g H}_2\text{O}_2}{\text{mol H}_2\text{O}_2} \times \frac{100 \text{ g solution}}{3 \text{ g H}_2\text{O}_2} = 1006 \text{ g sol}$$

The first conversion factor comes from the balanced chemical equation, the second conversion factor is the molar mass of H₂O₂, and the third conversion factor comes from the definition of percentage concentration by mass.

? Exercise 11.6.5

Use the balanced chemical reaction for MnO₄[−] and H₂O₂ to determine what mass of O₂ is produced if 258 g of 3.00% m/m H₂O₂ is reacted with MnO₄[−].

Answer

7.28 g

Summary

Know how to apply concentration units as conversion factors.

This page titled [11.6: Concentrations as Conversion Factors](#) is shared under a [CC BY-NC-SA 3.0](#) license and was authored, remixed, and/or curated by [Theodore Chan](#) via [source content](#) that was edited to the style and standards of the LibreTexts platform.

- [11.5: Concentrations as Conversion Factors](#) by Anonymous is licensed [CC BY-NC-SA 3.0](#). Original source: <https://2012books.lardbucket.org/books/beginning-chemistry>.

11.7: Colligative Properties of Solutions

the solvent. However, some of the properties of solutions differ from pure solvents in measurable and predictable ways. The differences are proportional to the fraction that the particles occupy in the . These properties are called ; the word comes from the Greek word meaning "related to the number," implying that these properties are related to the number of particles, not their identities. unit. The of the i^{th} component in a , χ_i , is the number of moles of that component divided by the total number of moles in the sample: is always a number between 0 and 1 (inclusive) and has no units; it is just a number. fractions of all substances in a mixture equals 1. Thus the of C_6H_6 in Example 11.7.1 could be calculated by evaluating the definition of a second time, or—because there are only two substances in this particular mixture—we can subtract the of the $C_{10}H_8$ from 1 to get the of C_6H_6 . unit has been introduced, the first colligative property can be considered. As mentioned in Chapter 10, all pure liquids have a characteristic in equilibrium with the liquid phase, the of which is dependent on temperature. Solutions, however, have a lower than the pure solvent has, and the amount of lowering is dependent on the fraction of particles, as long as the itself does not have a significant (the term is used to describe such solutes). This colligative property is called (or). The actual of the can be calculated as follows: } of the , χ_{solv} is the of the solvent particles, and P_{sol}^* is the of the pure solvent at that temperature (which is data that must be provided). Equation ??? is known as (the approximate pronunciation is). is rationalized by presuming that particles take positions at the surface in place of solvent particles, so not as many solvent particles can evaporate. are related to as expressed in . As a review, recall the definition of : } $= \frac{\text{moles of }}{\text{kilograms of solvent}}$ of a with a nonvolatile is depressed compared to that of the pure solvent, it requires a higher temperature for the 's to reach 1.00 atm (760). Recall that this is the definition of the : the temperature at which the of the liquid equals 1.00 atm. As such, the of the is higher than that of the pure solvent. This property is called . of the and is called the which is a characteristic of the solvent. Several constants (as well as boiling point temperatures) are listed in Table 11.7.1 . is higher than the boiling point of the pure solvent, but the opposite occurs with the freezing point. The freezing point of a is lower than the freezing point of the pure solvent. Think of this by assuming that particles interfere with solvent particles coming together to make a solid, so it takes a lower temperature to get the solvent particles to solidify. This is called . is similar to the equation for the : of the and is called the which is also a characteristic of the solvent only. Several constants (as well as freezing point temperatures) are listed in Table 11.7.2 is one colligative property that we use in everyday life. Many antifreezes used in automobile radiators use solutions that have a lower freezing point than normal so that automobile engines can operate at subfreezing temperatures. We also take advantage of when we sprinkle various compounds on ice to thaw it in the winter for safety (Figure 11.7.1). The compounds make solutions that have a lower freezing point, so rather than forming slippery ice, any ice is liquefied and runs off, leaving a safer pavement behind. is a thin membrane that will pass certain small but not others. A thin sheet of cellophane, for example, acts as a . Consider the system in Figure 11.7.2 of a is easy to calculate: of a , M is the of the , R is the constant, and T is the absolute temperature. This equation is reminiscent of the discussed previously. is important in biological systems because cell walls are semipermeable membranes. In particular, when a person is receiving intravenous (IV) fluids, the of the fluid needs to be approximately the same as blood serum; otherwise there may be negative consequences. Figure 11.7.3 shows three red blood cells: is also the reason you should not drink seawater if you're stranded in a lifeboat on an ocean; seawater has a higher than most of the fluids in your body. You drink the water, but ingesting it will pull water out of your cells as osmosis works to dilute the seawater. Ironically, your cells will die of thirst, and you will also die. (It is OK to drink the water if you are stranded on a body of freshwater, at least from an perspective.) is also thought to be important in getting water to the tops of tall trees, in addition to capillary action.

This page titled [11.7: Colligative Properties of Solutions](#) is shared under a [CC BY-NC-SA 3.0](#) license and was authored, remixed, and/or curated by [Theodore Chan](#) via [source content](#) that was edited to the style and standards of the LibreTexts platform.

11.8: Colligative Properties of Ionic Solutes

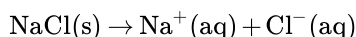
Learning Objective

- Determine the colligative properties of solutions of ionic solutes.

Previously, we considered the colligative properties of solutions with molecular solutes. What about solutions with ionic solutes? Do they exhibit colligative properties?

There is a complicating factor: ionic solutes separate into ions when they dissolve. This increases the total number of particles dissolved in solution and *increases the impact on the resulting colligative property*. Historically, this greater-than-expected impact on colligative properties was one main piece of evidence for ionic compounds separating into ions (increased electrical conductivity was another piece of evidence).

For example, when NaCl dissolves, it separates into two ions:



This means that a 1 M solution of NaCl actually has a net particle concentration of 2 M. The observed colligative property will then be twice as large as expected for a 1 M solution.

It is easy to incorporate this concept into our equations to calculate the respective colligative property. We define the **van 't Hoff factor** (i) as the number of particles each solute formula unit breaks apart into when it dissolves. Previously, we have always tacitly assumed that the van 't Hoff factor is simply 1. But for some ionic compounds, i is not 1, as shown in Table 11.8.1.

Table 11.8.1 Ideal van 't Hoff Factors for Ionic Compounds

Compound	i
NaCl	2
KBr	2
LiNO ₃	2
CaCl ₂	3
Mg(C ₂ H ₃ O ₂) ₂	3
FeCl ₃	4
Al ₂ (SO ₄) ₃	5

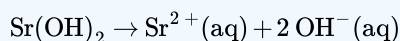
The ideal van 't Hoff factor is equal to the number of ions that form when an ionic compound dissolves.

✓ Example 11.8.1

Predict the van 't Hoff factor for Sr(OH)₂.

Solution

When Sr(OH)₂ dissolves, it separates into one Sr²⁺ ion and two OH⁻ ions:



Because it breaks up into three ions, its van 't Hoff factor is 3.

? Exercise 11.8.1

What is the van 't Hoff factor for Fe(NO₃)₃?

Answer

4

It is the "ideal" van 't Hoff factor because this is what we expect from the ionic formula. However, this factor is usually correct only for dilute solutions (solutions less than 0.001 M). At concentrations greater than 0.001 M, there are enough interactions between ions of opposite charge that the net concentration of the ions is less than expected—sometimes significantly. The actual van 't Hoff factor is thus less than the ideal one. Here, we will use ideal van 't Hoff factors.

Revised equations to calculate the effect of ionization are then easily produced:

$$\Delta T_b = imK_b$$

$$\Delta T_f = imK_f$$

$$\Pi = iMRT$$

where all variables have been previously defined. To calculate vapor pressure depression according to Raoult's law, the mole fraction of solvent particles must be recalculated to take into account the increased number of particles formed on ionization.

✓ Example 11.8.2

Determine the freezing point of a 1.77 *m* solution of NaCl in H₂O.

Solution

For NaCl, we need to remember to include the van 't Hoff factor, which is 2. Otherwise, the calculation of the freezing point is straightforward:

$$\Delta T_f = (2)(1.77\text{ }m)(1.86\text{ }^{\circ}C/m) = 6.58\text{ }^{\circ}C$$

This represents the change in the freezing point, which is decreasing. So we have to subtract this change from the normal freezing point of water, 0.00°C:

$$0.00 - 6.58 = -6.58^{\circ}C$$

? Exercise 11.8.2

Determine the boiling point of a 0.887 *m* solution of CaCl₂ in H₂O.

Answer

$$101.36\text{ }^{\circ}C$$

✓ Food and Drink App: Salting Pasta Cooking Water

When cooking dried pasta, many recipes call for salting the water before cooking the pasta. Some argue—with colligative properties on their side—that adding salt to the water raises the boiling point, thus cooking the pasta faster. Is there any truth to this?



Figure 11.8.1: Cooking dried pasta. Why do so many recipes call for adding salt to water when boiling pasta? Is it to raise the boiling temperature of the water? (Public Domain; Jan Vašek via pixabay)

To judge the veracity of this claim, we can calculate how much salt should be added to the water to raise the boiling temperature by 1.0°C, with the presumption that dried pasta cooks noticeably faster at 101°C than at 100°C (although a 1° difference may make only a negligible change in cooking times). We can calculate the molality that the water should have:

$$1.0^{\circ}\text{C} = m(0.512^{\circ}\text{C}/m)m = 1.95$$

We have ignored the van 't Hoff factor in our estimation because this obviously is not a dilute solution. Let us further assume that we are using 4 L of water (which is very close to 4 qt, which in turn equals 1 gal). Because 4 L of water is about 4 kg (it is actually slightly less at 100°C), we can determine how much salt (NaCl) to add:

$$4 \text{ kg } \cancel{H_2O} \times \frac{1.95 \text{ mol } \cancel{NaCl}}{\text{kg } \cancel{H_2O}} \times \frac{58.5 \text{ g } NaCl}{1 \text{ mol } \cancel{NaCl}} = 456.3 \text{ g } NaCl$$

This is just over 1 lb of salt and is equivalent to nearly 1 cup in the kitchen. In your experience, do you add almost a cup of salt to a pot of water to make pasta? Certainly not! A few pinches, perhaps one-fourth of a teaspoon, but not almost a cup! It is obvious that the little amount of salt that most people add to their pasta water is not going to significantly raise the boiling point of the water.

So why do people add some salt to boiling water? There are several possible reasons, the most obvious of which is taste: adding salt adds a little bit of salt flavor to the pasta. It cannot be much because most of the salt remains in the water, not in the cooked pasta. However, it may be enough to detect with our taste buds. The other obvious reason is habit; recipes tell us to add salt, so we do, even if there is little scientific or culinary reason to do so.

Summary

For ionic solutes, the calculation of colligative properties must include the fact that the solutes separate into multiple particles when they dissolve. The equations for calculating colligative properties of solutions of ionic solvents include the van 't Hoff factor, i .

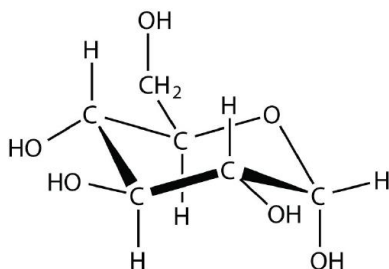
This page titled [11.8: Colligative Properties of Ionic Solutes](#) is shared under a [CC BY-NC-SA 3.0](#) license and was authored, remixed, and/or curated by [Theodore Chan](#) via [source content](#) that was edited to the style and standards of the LibreTexts platform.

- [11.7: Colligative Properties of Ionic Solutes](#) by Anonymous is licensed [CC BY-NC-SA 3.0](#). Original source: <https://2012books.lardbucket.org/books/beginning-chemistry>.

11.E: Solutions (Exercises)

Exercises (Definitions)

1. Define *solute* and *solvent*.
2. Define *saturated*, *unsaturated*, and *supersaturated*.
3. A solution is prepared by combining 2.09 g of CO_2 and 35.5 g of H_2O . Identify the solute and solvent.
4. A solution is prepared by combining 10.3 g of $\text{Hg}(\ell)$ and 45.0 g of $\text{Ag}(\text{s})$. Identify the solute and solvent.
5. Use Table 11.2.1 - Solubilities of Some Ionic Compounds, to decide if a solution containing 45.0 g of NaCl per 100 g of H_2O is unsaturated, saturated, or supersaturated.
6. Use Table 11.2.1 - Solubilities of Some Ionic Compounds, to decide if a solution containing 0.000092 g of AgCl per 100 g of H_2O is unsaturated, saturated, or supersaturated.
7. Would the solution in Exercise 5 be described as dilute or concentrated? Explain your answer.
8. Would the solution in Exercise 6 be described as dilute or concentrated? Explain your answer.
9. Identify a solute from Table 11.2.1 - Solubilities of Some Ionic Compounds, whose saturated solution can be described as dilute.
10. Identify a solute from Table 11.2.1 - Solubilities of Some Ionic Compounds, whose saturated solution can be described as concentrated.
11. Which solvent is Br_2 more likely soluble in— CH_3OH or C_6H_6 ?
12. Which solvent is NaOH more likely soluble in— CH_3OH or C_6H_6 ?
13. Compounds with the formula $\text{C}_n\text{H}_{2n} + 1\text{OH}$ are soluble in H_2O when n is small but not when n is large. Suggest an explanation for this phenomenon.
14. Glucose has the following structure:



What parts of the molecule indicate that this substance is soluble in water?

Answers

1. The solvent is the majority component of a solution, whereas the solute is the minority component of a solution.
3. solute: CO_2 ; solvent: H_2O
5. supersaturated
7. concentrated because there is a lot of solute
9. AgCl or CaCO_3
11. C_6H_6
13. The nonpolar end dominates intermolecular forces when n is large.

Exercises (Quantitative Units of Concentration)

1. Differentiate between molarity and molality.
2. Differentiate between mass percentage and parts per thousand.
3. What is the molarity of a solution made by dissolving 13.4 g of NaNO_3 in 345 mL of solution?
4. What is the molarity of a solution made by dissolving 332 g of $\text{C}_6\text{H}_{12}\text{O}_6$ in 4.66 L of solution?
5. How many moles of MgCl_2 are present in 0.0331 L of a 2.55M solution?
6. How many moles of NH_4Br are present in 88.9 mL of a 0.228M solution?
7. What volume of 0.556M NaCl is needed to obtain 0.882 mol of NaCl ?
8. What volume of 3.99M H_2SO_4 is needed to obtain 4.61 mol of H_2SO_4 ?
9. What volume of 0.333M $\text{Al}(\text{NO}_3)_3$ is needed to obtain 26.7 g of $\text{Al}(\text{NO}_3)_3$?
10. What volume of 1.772M BaCl_2 is needed to obtain 123 g of BaCl_2 ?
11. What are the individual ion concentrations and the total ion concentration in 0.66M $\text{Mg}(\text{NO}_3)_2$?
12. What are the individual ion concentrations and the total ion concentration in 1.04M $\text{Al}_2(\text{SO}_4)_3$?
13. If the $\text{C}_2\text{H}_3\text{O}_2^-$ ion concentration in a solution is 0.554M, what is the concentration of $\text{Ca}(\text{C}_2\text{H}_3\text{O}_2)_2$?
14. If the Cl^- ion concentration in a solution is 2.61M, what is the concentration of FeCl_3 ?

Answers

1. Molarity is moles per liter, whereas molality is moles per kilogram of solvent.
3. 0.457M
5. 0.0844 mol
7. 1.59 L
9. 0.376 L
11. $\text{Mg}^{2+} = 0.66\text{M}$; $\text{NO}_3^- = 1.32\text{M}$; total: 1.98M
13. 0.277M

Exercises (Dilutions and Concentrations)

1. What is the difference between dilution and concentration?
2. What quantity remains constant when you dilute a solution?
3. A 1.88 M solution of NaCl has an initial volume of 34.5 mL. What is the final concentration of the solution if it is diluted to 134 mL?

4. A 0.664 M solution of NaCl has an initial volume of 2.55 L. What is the final concentration of the solution if it is diluted to 3.88 L?
5. If 1.00 mL of a 2.25 M H₂SO₄ solution needs to be diluted to 1.00 M, what will be its final volume?
6. If 12.00 L of a 6.00 M HNO₃ solution needs to be diluted to 0.750 M, what will be its final volume?
7. If 665 mL of a 0.875 M KBr solution are boiled gently to concentrate the solute to 1.45 M, what will be its final volume?
8. If 1.00 L of an LiOH solution is boiled down to 164 mL and its initial concentration is 0.00555 M, what is its final concentration?
9. How much water must be added to 75.0 mL of 0.332 M FeCl₃(aq) to reduce its concentration to 0.250 M?
10. How much water must be added to 1.55 L of 1.65 M Sc(NO₃)₃(aq) to reduce its concentration to 1.00 M?

Answers

1. Dilution is a decrease in a solution's concentration, whereas concentration is an increase in a solution's concentration.
3. 0.484 M
5. 2.25 mL
7. 401 mL
9. 24.6 mL

Exercises (Concentrations as Conversion Factors)

1. Using concentration as a conversion factor, how many moles of solute are in 3.44 L of 0.753 M CaCl₂?
2. Using concentration as a conversion factor, how many moles of solute are in 844 mL of 2.09 M MgSO₄?
3. Using concentration as a conversion factor, how many liters are needed to provide 0.822 mol of NaBr from a 0.665 M solution?
4. Using concentration as a conversion factor, how many liters are needed to provide 2.500 mol of (NH₂)₂CO from a 1.087 M solution?
5. What is the mass of solute in 24.5 mL of 0.755 M CoCl₂?
6. What is the mass of solute in 3.81 L of 0.0232 M Zn(NO₃)₂?
7. What volume of solution is needed to provide 9.04 g of NiF₂ from a 0.332 M solution?
8. What volume of solution is needed to provide 0.229 g of CH₂O from a 0.00560 M solution?
9. What volume of 3.44 M HCl will react with 5.33 mol of CaCO₃?
$$2\text{HCl} + \text{CaCO}_3 \rightarrow \text{CaCl}_2 + \text{H}_2\text{O} + \text{CO}_2$$
10. What volume of 0.779 M NaCl will react with 40.8 mol of Pb(NO₃)₂?
$$\text{Pb}(\text{NO}_3)_2 + 2\text{NaCl} \rightarrow \text{PbCl}_2 + 2\text{NaNO}_3$$
11. What volume of 0.905 M H₂SO₄ will react with 26.7 mL of 0.554 M NaOH?
$$\text{H}_2\text{SO}_4 + 2\text{NaOH} \rightarrow \text{Na}_2\text{SO}_4 + 2\text{H}_2\text{O}$$
12. What volume of 1.000 M Na₂CO₃ will react with 342 mL of 0.733 M H₃PO₄?
$$3\text{Na}_2\text{CO}_3 + 2\text{H}_3\text{PO}_4 \rightarrow 2\text{Na}_3\text{PO}_4 + 3\text{H}_2\text{O} + 3\text{CO}_2$$
13. It takes 23.77 mL of 0.1505 M HCl to titrate with 15.00 mL of Ca(OH)₂. What is the concentration of Ca(OH)₂? You will need to write the balanced chemical equation first.

14. It takes 97.62 mL of 0.0546 M NaOH to titrate a 25.00 mL sample of H₂SO₄. What is the concentration of H₂SO₄? You will need to write the balanced chemical equation first.
15. It takes 4.667 mL of 0.0997 M HNO₃ to dissolve some solid Cu. What mass of Cu can be dissolved?

$$\text{Cu} + 4\text{HNO}_3(\text{aq}) \rightarrow \text{Cu}(\text{NO}_3)_2(\text{aq}) + 2\text{NO}_2 + 2\text{H}_2\text{O}$$
16. It takes 49.08 mL of 0.877 M NH₃ to dissolve some solid AgCl. What mass of AgCl can be dissolved?

$$\text{AgCl}(\text{s}) + 4\text{NH}_3(\text{aq}) \rightarrow \text{Ag}(\text{NH}_3)_4\text{Cl}(\text{aq})$$
17. What mass of 3.00% H₂O₂ is needed to produce 66.3 g of O₂(g)?

$$2\text{H}_2\text{O}_2(\text{aq}) \rightarrow 2\text{H}_2\text{O}(\text{l}) + \text{O}_2(\text{g})$$
18. A 0.75% solution of Na₂CO₃ is used to precipitate Ca²⁺ ions from solution. What mass of solution is needed to precipitate 40.7 L of solution with a concentration of 0.0225 M Ca²⁺(aq)?

$$\text{Na}_2\text{CO}_3(\text{aq}) + \text{Ca}^{2+}(\text{aq}) \rightarrow \text{CaCO}_3(\text{s}) + 2\text{Na}^+(\text{aq})$$

Answers

1. 2.59 mol
3. 1.24 L
5. 2.40 g
7. 0.282 L
9. 3.10 L
11. 8.17 mL
13. 0.1192 M
15. 7.39 mg
17. 4.70 kg

Exercises (Colligative Properties of Solutions)

1. What are the three colligative properties that involve phase changes?
2. Which colligative property does not involve a phase change? Give an example of its importance.
3. If 45.0 g of C₆H₆ and 60.0 g of C₆H₅CH₃ are mixed together, what is the mole fraction of each component?
4. If 125 g of N₂ are mixed with 175 g of O₂, what is the mole fraction of each component?
5. If 36.5 g of NaCl are mixed with 63.5 g of H₂O, what is the mole fraction of each component?
6. An alloy of stainless steel is prepared from 75.4 g of Fe, 12.6 g of Cr, and 10.8 g of C. What is the mole fraction of each component?
7. A solution is made by mixing 12.0 g of C₁₀H₈ in 45.0 g of C₆H₆. If the vapor pressure of pure C₆H₆ is 76.5 torr at a particular temperature, what is the vapor pressure of the solution at the same temperature?
8. A solution is made by mixing 43.9 g of C₆H₁₂C₆ in 100.0 g of H₂O. If the vapor pressure of pure water is 26.5 torr at a particular temperature, what is the vapor pressure of the solution at the same temperature?
9. At 300°C, the vapor pressure of Hg is 32.97 torr. If 0.775 g of Au were dissolved into 3.77 g of Hg, what would be the vapor pressure of the solution?
10. At 300°C, the vapor pressure of Hg is 32.97 torr. What mass of Au would have to be dissolved in 5.00 g of Hg to lower its vapor pressure to 25.00 torr?
11. If 25.0 g of C₆H₁₂O₆ are dissolved in 100.0 g of H₂O, what is the boiling point of this solution?
12. If 123 g of C₁₀H₁₆O are dissolved in 355 g of C₆H₆, what is the boiling point of this solution?
13. If 1 mol of solid CBr₄ is mixed with 2 mol of CCl₄, what is the boiling point of this solution?

14. A solution of $\text{C}_2\text{H}_2\text{O}_4$ in CH_3COOH has a boiling point of 123.40°C . What is the molality of the solution?
15. If 123 g of $\text{C}_{10}\text{H}_{16}\text{O}$ are dissolved in 355 g of C_6H_6 , what is the freezing point of this solution?
16. If 25.0 g of $\text{C}_6\text{H}_{12}\text{O}_6$ are dissolved in 100.0 g of H_2O , what is the freezing point of this solution?
17. $\text{C}_8\text{H}_{17}\text{OH}$ is a nonvolatile solid that dissolves in C_6H_{12} . If 7.22 g of $\text{C}_8\text{H}_{17}\text{OH}$ is dissolved in 45.3 g of C_6H_{12} , what is the freezing point of this solution?
18. A solution of $\text{C}_2\text{H}_2\text{O}_4$ in CH_3COOH has a freezing point of 10.00°C . What is the molality of the solution?
19. If 25.0 g of $\text{C}_6\text{H}_{12}\text{O}_6$ are dissolved in H_2O to make 0.100 L of solution, what is the osmotic pressure of this solution at 25°C ?
20. If 2.33 g of $\text{C}_{27}\text{H}_{46}\text{O}$ are dissolved in liquid CS_2 to make 50.00 mL of solution, what is the osmotic pressure of this solution at 298 K?
21. At 298 K, what concentration of solution is needed to have an osmotic pressure of 1.00 atm?
22. The osmotic pressure of blood is about 7.65 atm at 37°C . What is the approximate concentration of dissolved solutes in blood? (There are many different solutes in blood, so the answer is indeed an approximation.)

Answers

1. boiling point elevation, freezing point depression, vapor pressure depression
3. mole fraction C_6H_6 : 0.469; mole fraction $\text{C}_6\text{H}_5\text{CH}_3$: 0.531
5. mole fraction NaCl : 0.157; mole fraction H_2O : 0.843
7. 65.8 torr
9. 27.26 torr
11. 100.71°C
13. 92.9°C
15. -5.65°C
17. -18.3°C
19. 33.9 atm
21. 0.0409 M

Exercises (Colligative Properties of Ionic Solutes)

1. Explain why we need to consider a van't Hoff factor for ionic solutes but not for molecular solutes.
2. NaCl is often used in winter to melt ice on roads and sidewalks, but calcium chloride (CaCl_2) is also used. Which would be better (on a mole-by-mole basis), and why?
3. Calculate the boiling point of an aqueous solution of NaNO_3 made by mixing 15.6 g of NaNO_3 with 100.0 g of H_2O . Assume an ideal van't Hoff factor.
4. Many labs use a cleaning solution of KOH dissolved in $\text{C}_2\text{H}_5\text{OH}$. If 34.7 g of KOH were dissolved in 88.0 g of $\text{C}_2\text{H}_5\text{OH}$, what is the boiling point of this solution? The normal boiling point of $\text{C}_2\text{H}_5\text{OH}$ is 78.4°C and its $K_b = 1.19^\circ\text{C}/\text{m}$. Assume an ideal van't Hoff factor. 1, 550 g of H_2O ? Assume an ideal van't Hoff factor.
5. What is the freezing point of a solution made by dissolving 345 g of CaCl_2 in 1, 550 g of H_2O ? Assume an ideal van't Hoff factor.
6. A classic homemade ice cream can be made by freezing the ice cream mixture using a solution of 250 g of NaCl dissolved in 1.25 kg of ice water. What is the temperature of this ice water? Assume an ideal van't Hoff factor.
7. Seawater can be approximated as a 3.5% NaCl solution by mass; that is, 3.5 g of NaCl are combined with 96.5 g H_2O . What is

the osmotic pressure of seawater? Assume an ideal van't Hoff factor.

8. The osmotic pressure of blood is 7.65 atm at 37°C. If blood were considered a solution of NaCl, what is the molar concentration of NaCl in blood? Assume an ideal van't Hoff factor.

9. What is the vapor pressure of an aqueous solution of 36.4 g of KBr in 199.5 g of H₂O if the vapor pressure of H₂O at the same temperature is 32.55 torr? What other solute(s) would give a solution with the same vapor pressure? Assume an ideal van't Hoff factor.

10. Assuming an ideal van't Hoff factor, what mole fraction is required for a solution of Mg(NO₃)₂ to have a vapor pressure of 20.00 torr at 25.0°C? The vapor pressure of the solvent is 23.61 torr at this temperature.

Answers

1. Ionic solutes separate into more than one particle when they dissolve, whereas molecular solutes do not.

3. 101.9°C

5. -7.5°C

7. 30.3 atm

9. 30.86 torr; any two-ion salt should have the same effect.

Additional Exercises

1. One brand of ethyl alcohol (Everclear) is 95% ethyl alcohol, with the remaining 5% being water. What is the solvent and what is the solute of this solution?

2. Give an example of each type of solution from your own experience.

- A solution composed of a gas solute in a liquid solvent.
- A solution composed of a solid solute in a liquid solvent.
- A solution composed of a liquid solute in a liquid solvent.
- A solution composed of a solid solute in a solid solvent. (Hint: usually such solutions are made as liquids and then solidified.)

3. Differentiate between the terms saturated and concentrated.

4. Differentiate between the terms unsaturated and dilute.

5. What mass of FeCl₂ is present in 445 mL of 0.0812M FeCl₂ solution?

6. What mass of SO₂ is present in 26.8 L of 1.22M SO₂ solution?

7. What volume of 0.225M Ca(OH)₂ solution is needed to deliver 100.0 g of Ca(OH)₂?

8. What volume of 12.0M HCl solution is needed to obtain exactly 1.000 kg of HCl?


9. The World Health Organization recommends that the maximum fluoride ion concentration in drinking water is 1.0ppm. Assuming water has the maximum concentration, if an average person drinks 1,920 mL of water per day, how many milligrams of fluoride ion are being ingested?

10. For sanitary reasons, water in pools should be chlorinated to a maximum level of 3.0ppm. In a typical 5,000 gal pool that contains 21,200 kg of water, what mass of chlorine must be added to obtain this concentration?

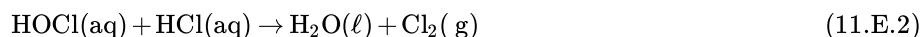
11. Given its notoriety, you might think that uranium is very rare, but it is present at about 2-4 ppm of the earth's crust, which is more abundant than silver or mercury. If the earth's crust is estimated to have a mass of 8.50×10^{20} kg, what range of mass is thought to be uranium in the crust?

12. Chromium is thought to be an ultratrace element, with about 8.9ng present in a human body. If the average body mass is 75.0 kg, what is the concentration of chromium in the body in ppb?

13. What mass of 3.00% H_2O_2 solution is needed to produce 35.7 g of O_2 (g) at 295 K at 1.05 atm pressure?



14. What volume of pool water is needed to generate 1.000 L of Cl_2 (g) at standard temperature and pressure if the pool contains 4.0ppm HOCl and the water is slightly acidic? The chemical reaction is as follows:



Assume the pool water has a density of 1.00 g/mL

15. A 0.500 m solution of MgCl_2 has a freezing point of -2.60°C . What is the true van't Hoff factor of this ionic compound? Why is it less than the ideal value?

16. The osmotic pressure of a 0.050M LiCl solution at 25.0°C is 2.26 atm. What is the true van't Hoff factor of this ionic compound? Why is it less than the ideal value?

17. Order these solutions in order of increasing boiling point, assuming an ideal van't Hoff factor for each: 0.10 m $\text{C}_6\text{H}_{12}\text{O}_6$, 0.06 m NaCl , 0.4 m $\text{Au}(\text{NO}_3)_3$ and 0.4 m $\text{Al}_2(\text{SO}_4)_3$.

18. Order these solutions in order of decreasing osmotic pressure, assuming an ideal van't Hoff factor: 0.1M HCl , 0.1M CaCl_2 , 0.05M MgBr_2 and 0.07M $\text{Ga}(\text{C}_2\text{H}_3\text{O}_2)_3$

Answers

1. solvent: ethyl alcohol; solute: water

3. Saturated means all the possible solute that can dissolve is dissolved, whereas concentrated implies that a lot of solute is dissolved.

5. 4.58 g

7. 6.00 L

9. 1.92mg

11. 1.7×10^{15} to 3.4×10^{15} kg

13. 2,530 g

15. 2.80 ; it is less than 3 because not all ions behave as independent particles.

17. $0.10\text{mC}_6\text{H}_{12}\text{O}_6 < 0.06\text{mNaCl} < 0.4\text{mAu}(\text{NO}_3)_3 < 0.4\text{mAl}_2(\text{SO}_4)_3$

This page titled [11.E: Solutions \(Exercises\)](#) is shared under a [CC BY-NC-SA 3.0](#) license and was authored, remixed, and/or curated by [Theodore Chan](#) via [source content](#) that was edited to the style and standards of the LibreTexts platform.

CHAPTER OVERVIEW

12: Kinetics

- 12.1: Chemical Reaction Rate
- 12.2: Collision Theory
- 12.3: Activation Energy
- 12.4: Potential Energy Diagrams
- 12.5: Activated Complex
- 12.6: Factors Affecting Reaction Rate
- 12.7: Catalysts
- 12.8: Rate Law and Specific Rate Constant
- 12.9: Order of Reaction
- 12.10: Determining the Rate Law from Experimental Data
- 12.11: Reaction Mechanisms and the Elementary Step
- 12.12: Reaction Intermediate
- 12.13: Molecularity
- 12.14: Rate-Determining Step
- 12.15: Mechanisms and Potential Energy Diagrams

[Template:HideTOC](#)

This page titled [12: Kinetics](#) is shared under a [CK-12](#) license and was authored, remixed, and/or curated by [Theodore Chan](#) via [source content](#) that was edited to the style and standards of the LibreTexts platform.

12.1: Chemical Reaction Rate

Drag racing is a sport that involves two cars starting from a dead stop, and driving as fast as they can down a quarter-mile strip. At the end of the strip are timers that determine both elapsed time (how long it took for the cars to cover the quarter mile) and top speed (how fast they were going as they went through the timer chute). Both pieces of data are important. One car may accelerate faster and get ahead that way, while the other car may be slower off the line, but can get up to a higher top speed at the end of the run.

Chemical Reaction Rate

Chemical reactions vary widely in terms of the speed with which they occur. Some reactions occur very quickly. If a lit match is brought in contact with lighter fluid or another flammable liquid, it erupts into flames instantly and burns fast. Other reactions occur very slowly. A container of milk in the refrigerator will be good to drink for weeks before it begins to turn sour. Millions of years were required for dead plants under Earth's surface to accumulate and eventually turn into fossil fuels such as coal and oil.

Chemists need to be concerned with the rates at which chemical reactions occur. Rate is another word for speed. If a sprinter takes 11.0 s to run a 100 m dash, his rate is given by the distance traveled divided by the time.

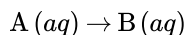
$$\text{speed} = \frac{\text{distance}}{\text{time}} = \frac{100 \text{ m}}{11.0 \text{ s}} = 9.09 \text{ m/s}$$

The sprinter's average running rate for the race is 9.09 m/s. We say that it is his average rate because he did not run at that speed for the entire race. At the very beginning of the race, while coming from a standstill, his rate must be slower until he is able to get up to his top speed. His top speed must then be greater than 9.09 m/s so that, taken over the entire race, the average ends up at 9.09 m/s.



Figure 12.1.1: Runner. (CC BY-NC; CK-12)

Chemical reactions can't be measured in units of meters per second, as that would not make any sense. A **reaction rate** is the change in concentration of a reactant or product with time. Suppose that a simple reaction were to take place in which a 1.00 M aqueous solution of substance A was converted to substance B.



Suppose that after 20.0 seconds, the concentration of A had dropped from 1.00 M to 0.72 M as A was slowly being converted to B. We can express the rate of this reaction as the change in concentration of A divided by time.

$$\text{rate} = -\frac{\Delta [\text{A}]}{\Delta t} = -\frac{[\text{A}]_{\text{final}} - [\text{A}]_{\text{initial}}}{\Delta t}$$

A bracket around a symbol or formula means the concentration in molarity of that substance. The change in concentration of A is its final concentration minus its initial concentration. Because the concentration of A is decreasing over time, the negative sign is used. Thus, the rate for the reaction is positive and the units are molarity per second or M/s.

$$\text{rate} = -\frac{0.72 \text{ M} - 1.00 \text{ M}}{20.0 \text{ s}} = -\frac{-0.28 \text{ M}}{20.0 \text{ s}} = 0.014 \text{ M/s}$$

The molarity of A decreases by an average rate of 0.014 M every second. In summary, the rate of a chemical reaction is measured by the change in concentration over time for a reactant or product. The unit of measurement for a reaction rate is molarity per second (M/s).

Summary

- Chemists need to be concerned with the rates at which chemical reactions occur.
- The reaction rate indicates how fast the reaction proceeds.

This page titled [12.1: Chemical Reaction Rate](#) is shared under a [CK-12](#) license and was authored, remixed, and/or curated by [Theodore Chan](#) via [source content](#) that was edited to the style and standards of the LibreTexts platform.

- **18.1: Chemical Reaction Rate** by [CK-12 Foundation](#) is licensed [CK-12](#). Original source: <https://flexbooks.ck12.org/cbook/ck-12-chemistry-flexbook-2.0/>.

12.2: Collision Theory

Car damage can be very expensive, especially if the driver who did the damage does not have car insurance. Many people have had the experience of backing up while parallel parking and hearing that "bump". Fortunately, cars are often not going fast enough to do any damage. Every once in a while, though, there is a rearrangement of the body parts of a car when it is hit with sufficient speed; then things need to be fixed.

Collision Theory

The behavior of the atoms, molecules, or ions that comprise the reactants is responsible for the rates of a given chemical reaction. **Collision theory** is a set of principles that states that the reacting particles can form products when they collide with one another, provided those collisions have enough kinetic energy and the correct orientation. Particles that lack the necessary kinetic energy may collide, but the particles will simply bounce off one another unchanged. The figure below illustrates the difference. In the first collision, the particles bounce off one another, and no rearrangement of atoms has occurred. The second collision occurs with greater kinetic energy, and so the bond between the two red atoms breaks. One red atom bonds with the other molecule as one product, while the single red atom is the other product. The first collision is called an **ineffective collision**, while the second collision is called an **effective collision**.

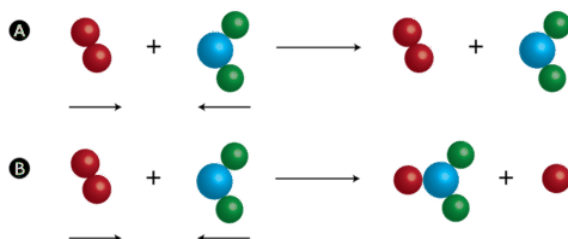


Figure 12.2.1: An ineffective collision (A) is one that does not result in product formation. An effective collision (B) is one in which chemical bonds are broken and a product is formed. (CC BY-NC; CK-12)

Summary

- Collision theory explains how materials can collide and become new materials.
- Effective collisions result in product formation.
- Ineffective collisions do not result in product formation.

This page titled [12.2: Collision Theory](#) is shared under a [CK-12](#) license and was authored, remixed, and/or curated by [Theodore Chan](#) via [source content](#) that was edited to the style and standards of the LibreTexts platform.

- **18.2: Collision Theory** by [CK-12 Foundation](#) is licensed [CK-12](#). Original source: <https://flexbooks.ck12.org/cbook/ck-12-chemistry-flexbook-2.0/>.

12.3: Activation Energy

The sight of fireworks cascading across the night sky is a hallmark of special occasions. These materials, invented hundreds of years ago, can be dangerous if not handled properly. The chemicals do not react until the fuse burns down and heat is applied to the system. Then, the rocket is launched and explodes high in the sky.

Activation Energy



Figure 12.3.1: Calcium metal stored in an argon atmosphere. (CC BY-NC; CK-12)

Why do some chemical reactions occur readily while others require input of heat in order to take place? If we mix metallic sodium with water, a reaction occurs immediately, releasing a great deal of heat (enough to ignite the hydrogen gas that is formed). Group II metals, such as calcium, react at a much slower rate. Unlike the extremely vigorous reaction with sodium, the reaction with calcium is slow enough that we can trap the hydrogen gas released.

Supplying reactant particles with energy causes the bonds between the atoms to vibrate with a greater frequency. This increase in vibrational energy makes a chemical bond more likely to break, and a chemical reaction more likely to occur, when those particles collide with other particles. The **activation energy** for a reaction is the minimum energy that colliding particles must have in order to undergo a reaction. Some reactions occur readily at room temperature because the reacting particles already have the requisite activation energy at that temperature. Other reactions only occur when heated because the particles do not have enough energy unless an external source of heat provides the particles with more kinetic energy.

Summary

This page titled [12.3: Activation Energy](#) is shared under a [CK-12](#) license and was authored, remixed, and/or curated by [Theodore Chan](#) via [source content](#) that was edited to the style and standards of the LibreTexts platform.

- **18.3: Activation Energy** by CK-12 Foundation is licensed CK-12. Original source: <https://flexbooks.ck12.org/cbook/ck-12-chemistry-flexbook-2.0/>.

12.4: Potential Energy Diagrams

Sisyphus was a mythological being who was a very evil king. As a punishment for his misdoings, he was supposed to roll a large stone up to the top of a long hill. A spell had been placed on the stone so that it would roll back down before reaching the top, never to complete the task. Sisyphus was condemned to an eternity of trying to get to the top of the hill, but never succeeding.

Potential Energy Diagrams

The energy changes that occur during a chemical reaction can be shown in a diagram called a potential energy diagram, or sometimes called a reaction progress curve. A **potential energy diagram** shows the change in potential energy of a system as reactants are converted into products. The figure below shows basic potential energy diagrams for an endothermic (A) and an exothermic (B) reaction. Recall that the enthalpy change (ΔH) is positive for an endothermic reaction and negative for an exothermic reaction. This can be seen in the potential energy diagrams. The total potential energy of the system increases for the endothermic reaction as the system absorbs energy from the surroundings. The total potential energy of the system decreases for the exothermic reaction as the system releases energy to the surroundings.

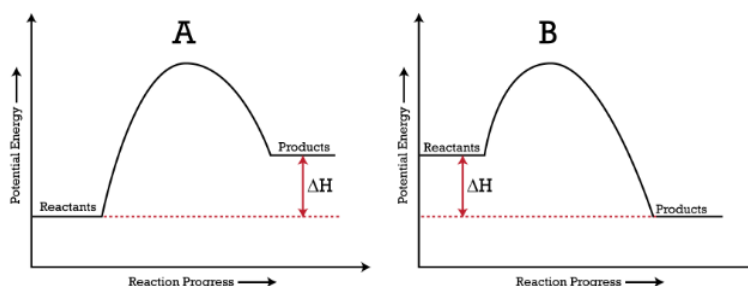


Figure 12.4.1: A potential energy diagram shows the total potential energy of a reacting system as the reaction proceeds. (A) In an endothermic reaction, the energy of the products is greater than the energy of the reactants and ΔH is positive. (B) In an exothermic reaction, the energy of the products is lower than the energy of the reactants and ΔH is negative. (CC BY-NC; CK-12)

The activation energy for a reaction is illustrated in the potential energy diagram by the height of the hill between the reactants and the products. For this reason, the activation energy of a reaction is sometimes referred to as the activation energy barrier. Reacting particles must have enough energy so that when they collide, they can overcome that barrier (see figure below).

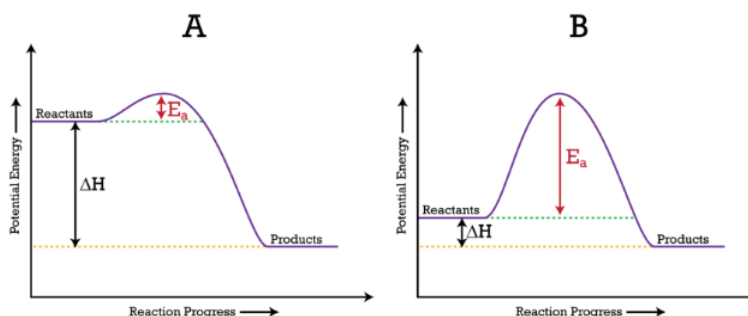


Figure 12.4.2: The activation energy (E_a) of a reaction is the barrier that must be overcome for the reactants to be able to become products. (A) The activation energy is low, meaning that the reaction is likely to be fast. (B) The activation energy is high, meaning that the reaction is likely to be slow. (CC BY-NC; CK-12)

Summary

- A potential energy diagram shows the change in potential energy of a system as reactants are converted into products.
- Potential energy diagrams for endothermic and exothermic reactions are described.
- Diagrams of activation energy and reaction progress are given.

This page titled [12.4: Potential Energy Diagrams](#) is shared under a [CK-12](#) license and was authored, remixed, and/or curated by [Theodore Chan](#) via [source content](#) that was edited to the style and standards of the LibreTexts platform.

- **18.4: Potential Energy Diagrams** by [CK-12 Foundation](#) is licensed [CK-12](#). Original source: <https://flexbooks.ck12.org/cbook/ck-12-chemistry-flexbook-2.0/>.

12.5: Activated Complex

Velcro is a synthetic material that allows fabric (among other things) to stick together. Another, more unusual, use for Velcro is the sport of "Velcro-jumping". The participant wears clothing made of Velcro and jumps at a Velcro-covered wall. Sometimes the collision with the wall will result in the person sticking to the wall. Other times, the person simply bounces off the wall and does not connect.

Activated Complex

Reactant particles sometimes collide with one another and remain unchanged by the collision. Other times, the collision leads to the formation of products. The state of the particles that is in between the reactants and products is called the activated complex. An **activated complex** is an unstable arrangement of atoms that exists momentarily at the peak of the activation energy barrier. Because of its high energy, the activated complex exists for an extremely short period of time (about 10^{-13} s). There is equal likelihood that the activated complex either reforms the original reactants or goes on to form products. The figure below shows the formation of a possible activated complex between colliding hydrogen and oxygen molecules. Because of their unstable nature and brief existence, very little is known about the exact structures of many activated complexes.

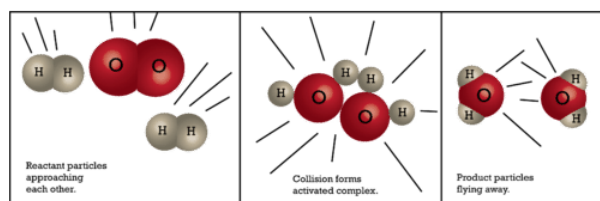


Figure 12.5.1: An activated complex is a short-lived state in which the colliding particles are at the peak of the potential energy curve. (CC BY-NC; CK-12)

Summary

- An activated complex is an unstable arrangement of atoms that exists momentarily at the peak of the activation energy barrier.
- The role of the activated complex in reactions is described.

This page titled [12.5: Activated Complex](#) is shared under a [CK-12](#) license and was authored, remixed, and/or curated by [Theodore Chan](#) via [source content](#) that was edited to the style and standards of the LibreTexts platform.

- **18.5: Activated Complex** by [CK-12 Foundation](#) is licensed [CK-12](#). Original source: <https://flexbooks.ck12.org/cbook/ck-12-chemistry-flexbook-2.0/>.

12.6: Factors Affecting Reaction Rate

Driving on a crowded freeway can be stressful. Lots of cars, drivers who aren't paying attention, people who speed or who drive too slow—the chances of a collision are rather high. A lot of cars in a particular amount of space means a high car concentration and many opportunities for unwanted connections with other cars.

Factors Affecting Reaction Rates

According to their nature, some reactions occur very quickly, while others are very slow. However, certain changes in the reacting conditions can have an effect on the rate of a given chemical reaction. Collision theory can be utilized to explain these rate effects.

Concentration

An increase in the concentration of one or more reacting substances results in an increase in the rate of reaction. When more particles are present in a given amount of space, a greater number of collisions will naturally occur between those particles. Since the rate of a reaction is dependent on the number of collisions occurring between reactants, the rate increases as the concentration increases.

Pressure

When the pressure of a gas is increased, its particles are forced closer together, decreasing the amount of empty space between the particles. Therefore, an increase in the pressure of a gas is also an increase in the concentration of the gas. For gaseous reactions, an increase in pressure increases the rate of reaction due to a greater number of collisions between reacting particles.

Surface Area

A large log placed in a fire will burn relatively slowly. If the same mass of wood were added to the fire in the form of small twigs, the twigs would burn much more quickly. This is because the twigs provide a greater surface area than the log does. An increase in the surface area of a reactant increases the rate of a reaction. Surface area is larger when a given amount of a solid is present as smaller particles. A powdered reactant has a greater surface area than the same reactant as a solid chunk. In order to increase the surface area of a substance, it may be ground into smaller particles or dissolved into a liquid. In solution, the dissolved particles are separated from each other and will react more quickly with other reactants.

Temperature

Raising the temperature of a chemical reaction usually results in a higher rate of reaction. When the reactant particles are heated, they move faster and faster. This results in a greater frequency of collisions. A more important effect of the temperature increase is that the collisions occur with a greater force, and are thus more likely to surmount the activation energy barrier and go on to form products. Increasing the temperature of a reaction increases the number of effective collisions between reacting particles, so the reaction rate increases.

Summary

- Factors that affect (and generally increase) reaction rate are:
 - Concentration of reactants
 - Pressure (in the case of a gas)
 - Surface area
 - Temperature

This page titled [12.6: Factors Affecting Reaction Rate](#) is shared under a [CK-12](#) license and was authored, remixed, and/or curated by [Theodore Chan](#) via [source content](#) that was edited to the style and standards of the LibreTexts platform.

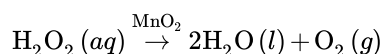
- **18.6: Factors Affecting Reaction Rate** by [CK-12 Foundation](#) is licensed [CK-12](#). Original source: <https://flexbooks.ck12.org/cbook/ck-12-chemistry-flexbook-2.0/>.

12.7: Catalysts

Gasoline-powered vehicles emit various harmful materials. Nitrogen oxides are formed when atmospheric nitrogen reacts with oxygen at the high temperatures found in a car engine. Carbon monoxide is a by-product of the incomplete combustion of hydrocarbons. Evaporated and unused fuel releases volatile hydrocarbons into the atmosphere to help form smog. The presence of a catalytic converter in the exhaust system of the car causes these materials to react and be changed into less harmful products.

Catalysts

Sometimes a particular substance added to a chemical reaction will cause that reaction to undergo a dramatic increase in rate. Hydrogen peroxide is used as a disinfectant for scrapes and cuts, and is found in many medicine cabinets as a 3% aqueous solution. Hydrogen peroxide naturally decomposes to produce water and oxygen gas, but the reaction is very slow. A bottle of hydrogen peroxide will last for several years before it needs to be replaced. However, the addition of just a small amount of manganese (IV) oxide to hydrogen peroxide will cause it to decompose completely in just a matter of minutes. A **catalyst** is a substance that increases the rate of a chemical reaction by lowering the activation energy without being used up in the reaction. After the reaction occurs, a catalyst returns to its original state; so catalysts can be used over and over again. Because it is neither a reactant nor a product, a catalyst is shown in a chemical equation by being written above the yield arrow.



A catalyst works by changing the specific way in which the reaction occurs, called its mechanism. The important outcome from the use of a catalyst is that the overall activation energy of the reaction is lowered (see figure below). With a lower activation energy barrier, a greater percentage of reactant molecules are able to have effective collisions, and the reaction rate increases.

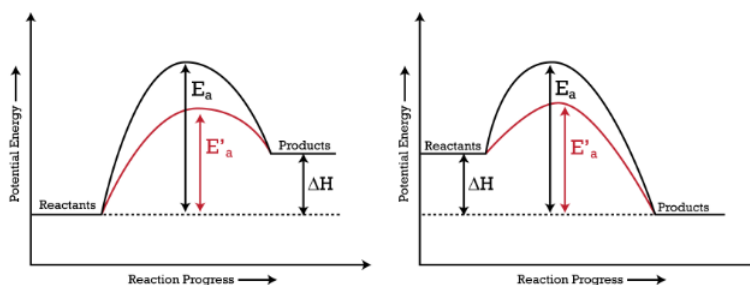


Figure 12.7.1: The addition of a catalyst to a reaction lowers the activation energy, increasing the rate of the reaction. The activation energy of the uncatalyzed reaction is shown by E_a , while the catalyzed reaction is shown by E'_a . The heat of reaction (ΔH) is unchanged by the presence of the catalyst. (CC BY-NC; CK-12)

Catalysts are an extremely important part of many chemical reactions. Enzymes in your body act as nature's catalysts, allowing important biochemical reactions to occur at reasonable rates. Chemical companies constantly search for new and better catalysts to make reactions go faster and thus make the company more profitable.

Summary

- A catalyst is a substance that increases the rate of a chemical reaction by lowering the activation energy without being used up in the reaction.
- Catalysts are an important part of many chemical reactions.

This page titled 12.7: Catalysts is shared under a [CK-12](#) license and was authored, remixed, and/or curated by Theodore Chan via [source content](#) that was edited to the style and standards of the LibreTexts platform.

- 18.7: Catalysts by CK-12 Foundation is licensed CK-12. Original source: <https://flexbooks.ck12.org/cbook/ck-12-chemistry-flexbook-2.0/>.

12.8: Rate Law and Specific Rate Constant

Where are people moving from and where are they moving to? How fast is the population changing in different areas? These are important considerations for those individuals or companies who decide where to build schools or hospitals, or where to open new businesses. If an area is growing rapidly, action needs to be taken quickly to accommodate the growth. Rates of change affect many decisions.

Rate Law and Specific Rate Constant

Consider a simple chemical reaction in which reactant A is converted into product B, according to the equation below.



The rate of reaction is given by the change in concentration of A as a function of time. The rate of disappearance of A is also proportional to the concentration of A.

$$-\frac{\Delta[A]}{\Delta t} \propto [A]$$

Since the rate of a reaction generally depends upon collision frequency, it stands to reason that as the concentration of A increases, the rate of reaction increases. Likewise, as the concentration of A decreases, the rate of reaction decreases. The expression for the rate of the reaction can be shown as follows:

$$\text{rate} = -\frac{\Delta[A]}{\Delta t} \quad \text{or} \quad \text{rate} = k[A]$$

The proportionality between the rate and [A] becomes an equal sign by the insertion of a constant (k). A **rate law** is an expression showing the relationship of the reaction rate to the concentrations of each reactant. The **specific rate constant** (k) is the proportionality constant relating the rate of the reaction to the concentrations of reactants. The rate law and the specific rate constant for any chemical reaction must be determined experimentally. The value of the rate constant is temperature dependent. A large value of the rate constant means that the reaction is relatively fast, while a small value of the rate constant means that the reaction is relatively slow.

Summary

- A rate law is an expression showing the relationship of the reaction rate to the concentrations of each reactant.
- The specific rate constant (k) is the proportionality constant relating the rate of the reaction to the concentrations of reactants.
- The rate law and the specific rate constant for any chemical reaction must be determined experimentally.

This page titled [12.8: Rate Law and Specific Rate Constant](#) is shared under a [CK-12](#) license and was authored, remixed, and/or curated by [Theodore Chan](#) via [source content](#) that was edited to the style and standards of the LibreTexts platform.

- **18.8: Rate Law and Specific Rate Constant** by [CK-12 Foundation](#) is licensed [CK-12](#). Original source: <https://flexbooks.ck12.org/cbook/ck-12-chemistry-flexbook-2.0/>.

12.9: Order of Reaction

Forest fires cause extensive damage; both plant and animal life are harmed. The severity of a forest fire depends on how much plant life is available to burn—the more available dry plant material, the more serious the fire, and the more rapidly it will spread.

Order of Reaction

In the reaction $A \rightarrow B$, the rate of the reaction is directly proportional to the concentration of A raised to the first power. That is to say, $[A] = [A]^1$. A **first-order reaction** is a reaction in which the rate is proportional to the concentration of only one reactant. As a first-order reaction proceeds, the rate of reaction decreases because the concentration of the reactant decreases (see figure below). The graph of concentration versus time is curved. The reaction rate $\left(\frac{\Delta[A]}{\Delta t}\right)$ can be determined graphically by the slope of a tangent to the curve at any point. The rate of the reaction at the time shown with the red triangle is given by:

$$\text{rate} = -\frac{[A]_{\text{final}} - [A]_{\text{initial}}}{\Delta t} = -\frac{0.35 \text{ M} - 0.63 \text{ M}}{3.0 \text{ s} - 1.0 \text{ s}} = 0.14 \text{ M/s}$$

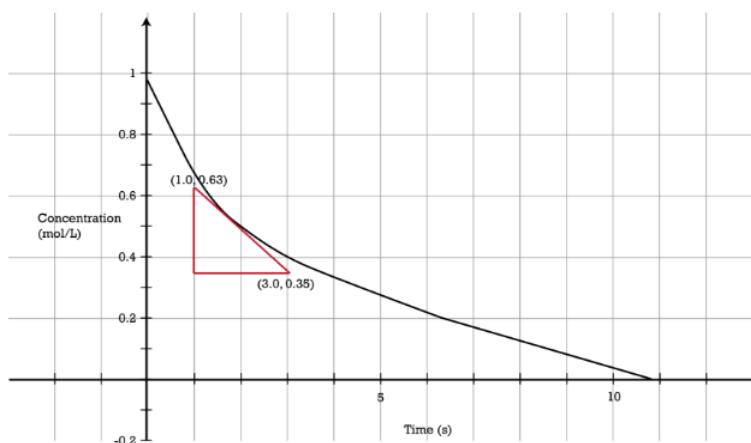
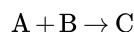


Figure 12.9.1: This graph shows how the concentration of a reactant changes as a reaction proceeds. The rate of the reaction is determined at any point by measuring the slope of a tangent to the curve. (CC BY-NC; CK-12)

The rates of some reactions depend on the concentrations of more than one reactant. Consider a reaction in which a molecule of A collides with a molecule of B to form product C .



Doubling the concentration of A alone would double the reaction rate. Likewise, doubling the concentration of B alone would also double the rate. The rate law must reflect the rate dependence on both reactants.

$$\text{rate} = k[A][B]$$

This reaction is said to be first order with respect to A and first order with respect to B . Overall, it is a second-order reaction. The rate law and the order of a reaction must be determined experimentally.

Summary

- A first-order reaction is a reaction in which the rate is proportional to the concentration of only one reactant.
- As a first-order reaction proceeds, the rate of reaction decreases because the concentration of the reactant decreases (see figure below).

This page titled [12.9: Order of Reaction](#) is shared under a [CK-12](#) license and was authored, remixed, and/or curated by [Theodore Chan](#) via [source content](#) that was edited to the style and standards of the LibreTexts platform.

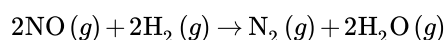
- **18.9: Order of Reaction** by CK-12 Foundation is licensed CK-12. Original source: <https://flexbooks.ck12.org/cbook/ck-12-chemistry-flexbook-2.0/>.

12.10: Determining the Rate Law from Experimental Data

Determining the amount of time a process requires calls for a timer. These devices can be simple kitchen timers (not very precise) or complex systems that can measure to a fraction of a second. Accurate time measurement is essential in kinetics studies for assessing rates of chemical reactions.

Determining the Rate Law from Experimental Data

In order to experimentally determine a rate law, a series of experiments must be performed with various starting concentrations of reactants. The initial rate law is then measured for each of the reactions. Consider the reaction between nitrogen monoxide gas and hydrogen gas to form nitrogen gas and water vapor:



The following data were collected for this reaction at 1280°C (see table below).

Reaction between nitrogen monoxide gas and hydrogen gas to form nitrogen gas and water vapor

Table 12.10.1			
Experiment	[NO]	[H ₂]	Initial Rate (M/s)
1	0.0050	0.0020	1.25×10^{-5}
2	0.010	0.0020	5.00×10^{-5}
3	0.010	0.0040	1.00×10^{-4}

Notice that the starting concentrations of NO and H₂ were varied in a specific way. In order to compare the rates of reaction and determine the order with respect to each reactant, the initial concentration of each reactant must be changed while the other is held constant.

Comparing experiments 1 and 2: The concentration of NO was doubled, while the concentration of H₂ was held constant. The initial rate of the reaction quadrupled, since $\frac{5.00 \times 10^{-5}}{1.25 \times 10^{-5}} = 4$. Therefore, the order of the reaction with respect to NO is 2. In other words, $\text{rate} \propto [\text{NO}]^2$. Because $2^2 = 4$, the doubling of [NO] results in a rate that is four times greater.

Comparing experiments 2 and 3: The concentration of H₂ was doubled while the concentration of NO was held constant. The initial rate of the reaction doubled, since $\frac{1.00 \times 10^{-4}}{5.00 \times 10^{-5}} = 2$. Therefore, the order of the reaction with respect to H₂ is 1, or $\text{rate} \propto [\text{H}_2]^1$. Because $2^1 = 2$, the doubling of H₂ results in a rate that is twice as great. The overall rate law then includes both of these results.

$$\text{rate} = k[\text{NO}]^2 [\text{H}_2]$$

The sum of the exponents is $2 + 1 = 3$, making the reaction third-order overall. Once the rate law for a reaction is determined, the specific rate constant can be found by substituting the data for any of the experiments into the rate law and solving for k .

$$k = \frac{\text{rate}}{[\text{NO}]^2 [\text{H}_2]} = \frac{1.25 \times 10^{-5} \text{ M/s}}{(0.0050 \text{ M})^2 (0.0020 \text{ M})} = 250 \text{ M}^{-2} \text{ s}^{-1}$$

Notice that the rate law for the reaction does not relate to the balanced equation for the overall reaction. The coefficients of NO and H₂ are both 2, while the order of the reaction with respect to the H₂ is only one. The units for the specific rate constant vary with the order of the reaction. So far, we have seen reactions that are first or second order with respect to a given reactant. Occasionally, the rate of a reaction may not depend on the concentration of one of the reactants at all. In this case, the reaction is said to be zero-order with respect to that reactant.

Summary

- The process of using experimental data to determine a rate law is described.
- Once the rate law for a reaction is determined, the specific rate constant can be found by substituting the data for any of the experiments.

- Occasionally, the rate of a reaction may not depend on the concentration of one of the reactants at all; the reaction is said to be zero-order with respect to that reactant.

This page titled [12.10: Determining the Rate Law from Experimental Data](#) is shared under a [CK-12](#) license and was authored, remixed, and/or curated by [Theodore Chan](#) via [source content](#) that was edited to the style and standards of the LibreTexts platform.

- 12.10: Determining the Rate Law from Experimental Data** by [CK-12 Foundation](#) is licensed [CK-12](#). Original source: <https://flexbooks.ck12.org/cbook/ck-12-chemistry-flexbook-2.0/>.

12.11: Reaction Mechanisms and the Elementary Step

What most people conceptualize as an airplane is the final product. They do not see the long, complex assembly line that begins with a few parts and gradually becomes the finished product. Assembly lines are intricate organizations that go through a series of complicated steps to bring hundreds (maybe thousands) of parts together into the completed aircraft.

Reaction Mechanisms and the Elementary Step

Chemical reactions rarely occur in one simple step. The overall balanced equation for a chemical reaction does not always tell us how a reaction actually proceeds. In many cases, the overall reaction takes place in a series of small steps. An **elementary step** (or elementary reaction) is one step in a series of simple reactions that show the progress of a reaction at the molecular level. A **reaction mechanism** is the sequence of elementary steps that together comprise an entire chemical reaction. As an analogy, consider the route that you might take while driving to the grocery store. That route may consist of several turns, similar to the elementary steps. The overall reaction specifies only the beginning point (your house) and the final destination (the store), with no information about the specifics in between.

Summary

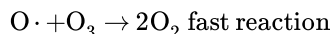
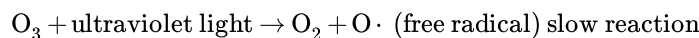
- An elementary step (or elementary reaction) is one step in a series of simple reactions that show the progress of a reaction at the molecular level.
- A reaction mechanism is the sequence of elementary steps that together comprise an entire chemical reaction.

This page titled [12.11: Reaction Mechanisms and the Elementary Step](#) is shared under a [CK-12](#) license and was authored, remixed, and/or curated by [Theodore Chan](#) via [source content](#) that was edited to the style and standards of the LibreTexts platform.

- **12.11: Reaction Mechanisms and the Elementary Step** by [CK-12 Foundation](#) is licensed [CK-12](#). Original source: <https://flexbooks.ck12.org/cbook/ck-12-chemistry-flexbook-2.0/>.

12.12: Reaction Intermediate

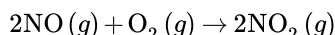
Ozone (O_3) depletion in the atmosphere is of significant concern. This gas serves as a protection against the ultraviolet rays of the sun. Ozone is naturally depleted in addition to the depletion caused by human-made chemicals. The depletion reaction is a two-step process:



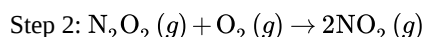
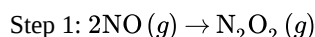
The free radical is not a part of the overall equation, but can be detected in the lab.

Intermediate

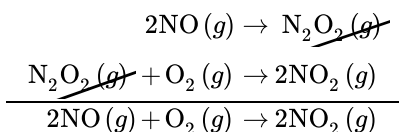
Reaction mechanisms describe how the material in a chemical reaction gets from the initial reactants to the final products. One reaction that illustrates a reaction mechanism is the reaction between nitrogen monoxide and oxygen to form nitrogen dioxide:



It may seem as though this reaction would occur as the result of a collision between two NO molecules with one O_2 molecule. However, careful analysis of the reaction has detected the presence of N_2O_2 during the reaction. A proposed mechanism for the reaction consists of two elementary steps:



In the first step, two molecules of NO collide to form a molecule of N_2O_2 . In the second step, that molecule of N_2O_2 collides with a molecule of O_2 to produce two molecules of NO_2 . The overall chemical reaction is the sum of the two elementary steps:



The N_2O_2 molecule is not part of the overall reaction. It was produced in the first elementary step, then reacts in the second elementary step. An **intermediate** is a species which appears in the mechanism of a reaction, but not in the overall balanced equation. An intermediate is always formed in an early step in the mechanism and consumed in a later step.



Figure 12.12.1: Nitrogen dioxide (left) and dinitrogen tetroxide (right). (CC BY-NC; CK-12)

Summary

- Reaction mechanisms describe how the material in a chemical reaction gets from the initial reactants to the final products.
- An intermediate is a species which appears in the mechanism of a reaction, but not in the overall balanced equation.

This page titled [12.12: Reaction Intermediate](#) is shared under a [CK-12](#) license and was authored, remixed, and/or curated by [Theodore Chan](#) via [source content](#) that was edited to the style and standards of the LibreTexts platform.

- **18.12: Reaction Intermediate** by [CK-12 Foundation](#) is licensed [CK-12](#). Original source: <https://flexbooks.ck12.org/cbook/ck-12-chemistry-flexbook-2.0/>.

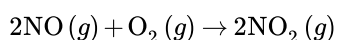
12.13: Molecularity

Putting jigsaw puzzles together is an enjoyable hobby for some. Often these puzzles come in a box, so all the pieces must be spread out before starting the puzzle. Various internet sites sell jigsaw puzzles. Buyers can choose the level of difficulty, the shape of the pieces—and can time themselves to see how well they do compared to others that tried the puzzle. The puzzle often looks complicated, with the final product generally comprised of hundreds of pieces. However, in its assembly, there is a series of elementary steps, and the puzzle goes together one piece at a time.

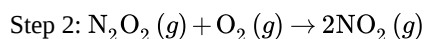
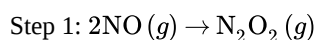
Molecularity of a Reaction

The **molecularity** of a reaction is the number of molecules reacting in an elementary step. A unimolecular reaction is one in which only one reacting molecule participates in the reaction. Two reactant molecules collide with one another in a bimolecular reaction. A termolecular reaction involves three reacting molecules in one elementary step. Termolecular reactions are relatively rare because they involve the simultaneous collision of three molecules in the correct orientation, a rare event. When termolecular reactions do occur, they tend to be very slow.

Given the reaction:

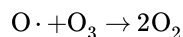
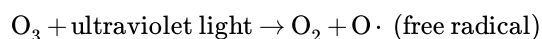


We might guess that the reaction was termolecular since it appears that three molecules of reactants are involved. However, our definition of molecularity states that we need to look at an elementary step, and not the overall reaction. Data on the reaction mechanism demonstrates that the reaction occurs in two steps:



So we see that each elementary step is bimolecular and not termolecular. Notice that the colliding molecules may be the same (as in step 1 above) or different (as in step 2 above).

Another reaction involves the conversion of ozone (O_3) to oxygen (O_2) with ultraviolet light. The two elementary steps are as follows:



The first step is unimolecular (one molecule of ozone reacts) and the second step is bimolecular (one ozone free radical and one ozone molecule react together).

Summary

- The **molecularity** of a reaction is the number of molecules reacting in an elementary step.
- Reactions can be unimolecular (one reacting molecule), bimolecular (two reacting molecules) or termolecular (three reacting molecules).

This page titled [12.13: Molecularity](#) is shared under a [CK-12](#) license and was authored, remixed, and/or curated by [Theodore Chan](#) via [source content](#) that was edited to the style and standards of the LibreTexts platform.

- **18.13: Molecularity** by [CK-12 Foundation](#) is licensed [CK-12](#). Original source: <https://flexbooks.ck12.org/cbook/ck-12-chemistry-flexbook-2.0/>.

12.14: Rate-Determining Step

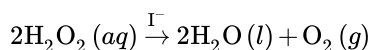
Airline travel can be very frustrating. Travelers usually have to get to the airport two hours before their flight leaves. They stand in line to check their baggage and get a boarding pass. Then they stand in line for security screening. Finally, travelers wait in line to board the plane. Since there are only so many ticket agents, not everybody can be waited on immediately. The same with the security screen—only so many body scanners are available. And getting on the plane involves going one-by-one down a very narrow aisle to get to a designated seat. All these limits slow down the airline travel process.

Rate-Determining Step

The determination of a reaction mechanism can only be made in the laboratory. When a reaction occurs in a sequence of elementary steps, the overall reaction rate is governed by whichever one of those steps is the slowest. The **rate-determining step** is the slowest step in the sequence of steps in a reaction mechanism. Imagine driving on a one-lane road where it is not possible to pass another vehicle. The rate of flow of traffic on such a road would be dictated by whichever car is traveling at the lowest speed. The rate-determining step is a similar concept to this slow car determining the traffic flow rate—the overall reaction rate is determined by the slowest part of the process.

Decomposition of Hydrogen Peroxide

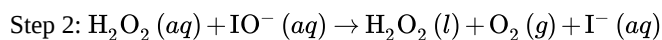
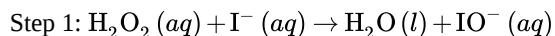
Recall that a catalyst is a substance that increases the rate of a chemical reaction without being consumed. Catalysts lower the overall activation energy for a reaction by providing an alternative mechanism for the reaction to follow. One such catalyst for the decomposition of hydrogen peroxide is the iodide ion (I^-).



By experiment, the rate of reaction is found to be first-order with respect to both H_2O_2 and ceI^- , and second order overall.

$$\text{rate} = k [\text{H}_2\text{O}_2] [\text{I}^-]$$

The reaction cannot occur in one step corresponding to the overall balanced equation. If it did, the reaction would be second-order with respect to H_2O_2 , since the coefficient of the H_2O_2 in the balanced equation is a 2. A reaction mechanism that accounts for the rate law, and for the detection of the IO^- ion as an intermediate, can be constructed. It consists of two bimolecular elementary steps:



If step 2 is the rate-determining step, then the rate law for that step will be the rate law for the overall reaction.

$$\text{rate} = k [\text{H}_2\text{O}_2] [\text{I}^-]$$

The rate law for the slow step of the proposed mechanism agrees with the overall experimentally determined rate law. The IO^- is present as an intermediate in the reaction. The iodide catalyst also appears in the mechanism. It is consumed in the first elementary step and then is regenerated in the second step. This is the requirement for a catalyst—to not be used up in the reaction.

Summary

- The rate-determining step in a reaction is defined.
- The process for determining the rate-determining step is described.

This page titled [12.14: Rate-Determining Step](#) is shared under a [CK-12](#) license and was authored, remixed, and/or curated by [Theodore Chan](#) via [source content](#) that was edited to the style and standards of the LibreTexts platform.

- **12.14: Rate-Determining Step** by [CK-12 Foundation](#) is licensed [CK-12](#). Original source: <https://flexbooks.ck12.org/cbook/ck-12-chemistry-flexbook-2.0/>.

12.15: Mechanisms and Potential Energy Diagrams

For some, a roller coaster is the epitome of excitement, while for others it is a torture device to be avoided at all costs (and some folks are in-between). For a roller coaster, the rate-limiting step is the climb up to the top at the beginning of the ride, where the cars are hauled slowly to the peak of the ride. This peak must be the highest because the potential energy at this point must be enough to cause the roller coaster to move through the smaller peaks without stopping.

Potential Energy Diagrams

The potential energy diagram can illustrate the mechanism for a reaction by showing each elementary step of the reaction with distinct activation energy (see figure below).

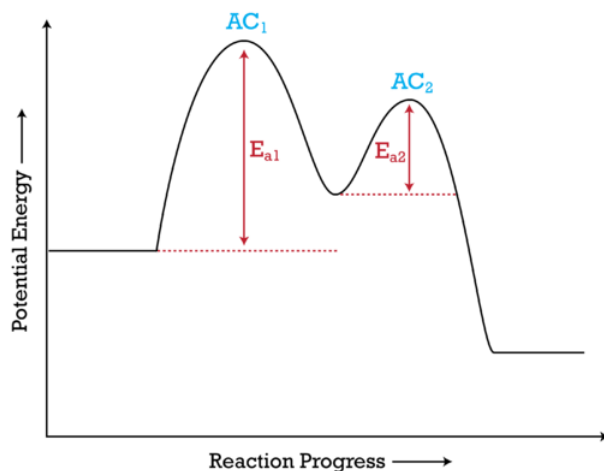


Figure 12.15.1: The potential energy diagram shows an activation energy peak for each of the elementary steps of the reaction. The valley between represents the intermediate for the reaction. (CC BY-NC; CK-12)

The reaction whose potential energy diagram is shown in the figure is a two-step reaction. The activation energy for each step is labeled E_{a1} and E_{a2} . Each elementary step has its own activated complex, labeled AC_1 and AC_2 . Note that the overall enthalpy change of the reaction (ΔH) is unaffected by the individual steps, since it depends only on the initial and final states.

In this example, the rate-limiting step in the reaction is the first step, leading to the formation of the activated complex AC_1 . The activation energy is higher for this step than for step two, which has a considerably lower activation energy. If the rate-limiting step were the second step, the peak labeled AC_2 would be the higher peak than AC_1 and E_{a2} would be greater than E_{a1} . The same approach can be taken for a potential energy diagram with more than two peaks.

Summary

This page titled [12.15: Mechanisms and Potential Energy Diagrams](#) is shared under a [CK-12](#) license and was authored, remixed, and/or curated by [Theodore Chan](#) via [source content](#) that was edited to the style and standards of the LibreTexts platform.

- [12.15: Mechanisms and Potential Energy Diagrams](#) by CK-12 Foundation is licensed [CK-12](#). Original source: <https://flexbooks.ck12.org/cbook/ck-12-chemistry-flexbook-2.0/>.

CHAPTER OVERVIEW

13: Chemical Equilibrium

So far in this text, when presented a chemical reaction, it has been implicitly assumed that the reaction goes to completion. Indeed, previous stoichiometric calculations were based on this; when asked how much of a product is produced when so much of a reactant reacts, it was assumed that *all* of a reactant reacts. However, this is usually not the case; many reactions do not go to completion, and many chemists have to deal with that. In this chapter, we will study this phenomenon and see ways in which we can affect the extent of chemical reactions.

[13.1: Prelude to Chemical Equilibrium](#)

[13.2: Chemical Equilibrium](#)

[13.3: The Equilibrium Constant](#)

[13.4: Shifting Equilibria - Le Chatelier's Principle](#)

[13.5: Calculating Equilibrium Constant Values](#)

[13.6: Some Special Types of Equilibria](#)

[13.7: End-of-Chapter Material](#)

This page titled [13: Chemical Equilibrium](#) is shared under a [CC BY-NC-SA 3.0](#) license and was authored, remixed, and/or curated by [Theodore Chan](#) via [source content](#) that was edited to the style and standards of the LibreTexts platform.

13.1: Prelude to Chemical Equilibrium

Imagine you are stranded in a rowboat in the middle of the ocean. Suddenly, your boat springs a small leak, and you need to bail out water. You grab a bucket and begin to bail. After a few minutes, your efforts against the leak keep the water to only about half an inch, but any further bailing doesn't change the water level; the leak brings in as much water as you bail out.

You are at a dynamics *equilibrium*. Two opposing processes have reached the same speed, and there is no more overall change in the process.

Chemical reactions are like that as well. Most of them come to an equilibrium. The actual position of the equilibrium—whether it favors the reactants or the products—is characteristic of a chemical reaction; it is difficult to see just by looking at the balanced chemical equation. But chemistry has tools to help you understand the equilibrium of chemical reactions—the focus of this chapter.

This page titled [13.1: Prelude to Chemical Equilibrium](#) is shared under a [CC BY-NC-SA 3.0](#) license and was authored, remixed, and/or curated by [Theodore Chan](#) via [source content](#) that was edited to the style and standards of the LibreTexts platform.

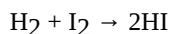
- **13.1: Prelude to Chemical Equilibrium** by Anonymous is licensed [CC BY-NC-SA 3.0](#). Original source: <https://2012books.lardbucket.org/books/beginning-chemistry>.

13.2: Chemical Equilibrium

Learning Objectives

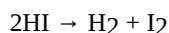
- Define *chemical equilibrium*.
- Recognize chemical equilibrium as a dynamic process.

Consider the following reaction occurring in a closed container (so that no material can go in or out):



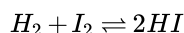
This is simply the reaction between elemental hydrogen and elemental iodine to make hydrogen iodide. The way the equation is written, we are led to believe that the reaction goes to completion, that all the H_2 and the I_2 react to make HI .

However, this is not the case. The reverse chemical reaction is also taking place:



It acts to undo what the first reaction does. Eventually, the reverse reaction proceeds so quickly that it matches the speed of the forward reaction. When that happens, any continued overall reaction stops: the reaction has reached **chemical equilibrium** (sometimes just spoken as *equilibrium*; plural *equilibria*), the point at which the forward and reverse processes balance each other's progress.

Because two opposing processes are occurring at once, it is conventional to represent an equilibrium using a double arrow, like this:



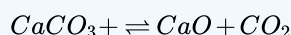
The double arrow implies that the reaction is going in both directions. Note that the reaction must still be balanced.

✓ Example 13.2.1

Write the equilibrium equation that exists between calcium carbonate as a reactant and calcium oxide and carbon dioxide as products.

Solution

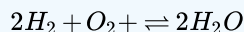
As this is an equilibrium situation, a double arrow is used. The equilibrium equation is written as follows:



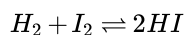
? Exercise 13.2.1

Write the equilibrium equation between elemental hydrogen and elemental oxygen as reactants and water as the product.

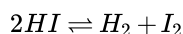
Answer



One thing to note about equilibrium is that the reactions do not stop; both the forward reaction and the reverse reaction continue to occur. They both occur at the same rate, so any overall change by one reaction is canceled by the reverse reaction. We say that chemical equilibrium is *dynamic*, rather than static. Also, because both reactions are occurring simultaneously, the equilibrium can be written backward. For example, representing an equilibrium as



is the same thing as representing the same equilibrium as



The reaction must be at equilibrium for this to be the case, however.

Key Takeaways

- Chemical reactions eventually reach equilibrium, a point at which forward and reverse reactions balance each other's progress.
- Chemical equilibria are dynamic: the chemical reactions are always occurring; they just cancel each other's progress.

This page titled [13.2: Chemical Equilibrium](#) is shared under a [CC BY-NC-SA 3.0](#) license and was authored, remixed, and/or curated by [Theodore Chan](#) via [source content](#) that was edited to the style and standards of the LibreTexts platform.

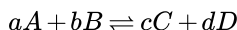
- [13.2: Chemical Equilibrium](#) by Anonymous is licensed [CC BY-NC-SA 3.0](#). Original source: <https://2012books.lardbucket.org/books/beginning-chemistry>.

13.3: The Equilibrium Constant

Learning Objectives

- Explain the importance of the equilibrium constant.
- Construct an equilibrium constant expression for a chemical reaction.

In the mid 1860s, Norwegian scientists C. M. Guldberg and P. Waage noted a peculiar relationship between the amounts of reactants and products in an equilibrium. No matter how many reactants they started with, a certain ratio of reactants and products was achieved at equilibrium. Today, we call this observation the **law of mass action**. It relates the amounts of reactants and products at equilibrium for a chemical reaction. For a general chemical reaction occurring in solution,



the **equilibrium constant**, also known as K_{eq} , is defined by the following expression:

$$K_{eq} = \frac{[C]^c [D]^d}{[A]^a [B]^b}$$

where $[A]$ is the molar concentration of species A at equilibrium, and so forth. The coefficients a , b , c , and d in the chemical equation become exponents in the expression for K_{eq} . The K_{eq} is a characteristic numerical value for a given reaction at a given temperature; that is, each chemical reaction has its own characteristic K_{eq} . The concentration of each reactant and product in a chemical reaction at equilibrium is *related*; the concentrations cannot be random values, but they depend on each other. The numerator of the expression for K_{eq} has the concentrations of every product (however many products there are), while the denominator of the expression for K_{eq} has the concentrations of every reactant, leading to the common *products over reactants* definition for the K_{eq} .

Let us consider a simple example. Suppose we have this equilibrium:



There is one reactant, one product, and the coefficients on each are just 1 (assumed, not written). The K_{eq} expression for this equilibrium is

$$K_{eq} = \frac{[B]}{[A]}$$

(Exponents of 1 on each concentration are understood.) Suppose the numerical value of K_{eq} for this chemical reaction is 2.0. If $[B] = 4.0$ M, then $[A]$ must equal 2.0 M so that the value of the fraction equals 2.0:

$$K_{eq} = \frac{[B]}{[A]} = \frac{4.0}{2.0} = 2.0$$

By convention, the units are understood to be M and are omitted from the K_{eq} expression. Suppose $[B]$ were 6.0 M. For the K_{eq} value to remain constant (it is, after all, called the *equilibrium constant*), then $[A]$ would have to be 3.0 M at equilibrium:

$$K_{eq} = \frac{[B]}{[A]} = \frac{6.0}{3.0} = 2.0$$

If $[A]$ were *not* equal to 3.0 M, the reaction would not be at equilibrium, and a net reaction would occur until that ratio was indeed 2.0. At that point, the reaction is at equilibrium, and any net change would cease. (Recall, however, that the forward and reverse reactions do not stop because chemical equilibrium is dynamic.)

The issue is the same with more complex expressions for the K_{eq} ; only the mathematics become more complex. Generally speaking, given a value for the K_{eq} and all but one concentration at equilibrium, the missing concentration can be calculated.

✓ Example 13.3.1

Given the following reaction:



If the equilibrium $[\text{HI}]$ is 0.75 M and the equilibrium $[\text{H}_2]$ is 0.20 M, what is the equilibrium $[\text{I}_2]$ if the K_{eq} is 0.40?

Solution

We start by writing the K_{eq} expression. Using the *products over reactants* approach, the K_{eq} expression is as follows:

$$K_{\text{eq}} = \frac{[\text{HI}]^2}{[\text{H}_2][\text{I}_2]}$$

Note that $[\text{HI}]$ is squared because of the coefficient 2 in the balanced chemical equation. Substituting for the equilibrium $[\text{H}_2]$ and $[\text{HI}]$ and for the given value of K_{eq} :

$$0.40 = \frac{(0.75)^2}{(0.20)[\text{I}_2]}$$

To solve for $[\text{I}_2]$, we have to do some algebraic rearrangement: divide the 0.40 into both sides of the equation and multiply both sides of the equation by $[\text{I}_2]$. This brings $[\text{I}_2]$ into the numerator of the left side and the 0.40 into the denominator of the right side:

$$[\text{I}_2] = \frac{(0.75)^2}{(0.20)(0.40)}$$

Solving,

$$[\text{I}_2] = 7.0 \text{ M}$$

The concentration unit is assumed to be molarity. This value for $[\text{I}_2]$ can be easily verified by substituting 0.75, 0.20, and 7.0 into the expression for K_{eq} and evaluating: you should get 0.40, the numerical value of K_{eq} (and you do).

? Exercise 13.3.1

Given the following reaction:



If the equilibrium $[\text{HI}]$ is 0.060 M and the equilibrium $[\text{I}_2]$ is 0.90 M, what is the equilibrium $[\text{H}_2]$ if the K_{eq} is 0.40?

Answer

$$0.010 \text{ M}$$

In some types of equilibrium problems, square roots, cube roots, or even higher roots need to be analyzed to determine a final answer. Make sure you know how to perform such operations on your calculator; if you do not know, ask your instructor for assistance.

✓ Example 13.3.2

The following reaction is at equilibrium:



The K_{eq} at a particular temperature is 13.7. If the equilibrium $[\text{N}_2]$ is 1.88 M and the equilibrium $[\text{NH}_3]$ is 6.62 M, what is the equilibrium $[\text{H}_2]$?

Solution

We start by writing the K_{eq} expression from the balanced chemical equation:

$$K_{eq} = \frac{[NH_3]^2}{[N_2][H_2]^3}$$

Substituting for the known equilibrium concentrations and the K_{eq} , this becomes

$$13.7 = \frac{(6.62)^2}{(1.88)[H_2]^3}$$

Rearranging algebraically and then evaluating the numerical expression, we get

$$[H_2]^3 = \frac{(6.62)^2}{(1.88)(13.7)} = 1.7015219754$$

To solve for $[H_2]$, we need to take the cube root of the equation. Performing this operation, we get

$$[H_2] = 1.19 \text{ M}$$

You should verify that this is correct using your own calculator to confirm that you know how to do a cube root correctly.

? Exercise 13.3.2

The following reaction is at equilibrium:

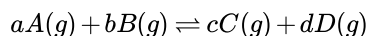


The K_{eq} at a particular temperature is 13.7. If the equilibrium $[N_2]$ is 0.055 M and the equilibrium $[H_2]$ is 1.62 M, what is the equilibrium $[NH_3]$?

Answer

1.79 M

The K_{eq} was defined earlier in terms of concentrations. For gas-phase reactions, the K_{eq} can also be defined in terms of the partial pressures of the reactants and products, P_i . For the gas-phase reaction



the pressure-based equilibrium constant, K_P , is defined as follows:

$$K_P = \frac{P_C^c P_D^d}{P_A^a P_B^b}$$

where P_A is the partial pressure of substance A at equilibrium in atmospheres, and so forth. As with the concentration-based equilibrium constant, the units are omitted when substituting into the expression for K_P .

✓ Example 13.3.3

What is the K_P for this reaction, given the equilibrium partial pressures of 0.664 atm for NO_2 and 1.09 for N_2O_4 ?



Solution

Write the K_P expression for this reaction:

$$K_P = \frac{P_{N_2O_4}}{P_{NO_2}^2}$$

Then substitute the equilibrium partial pressures into the expression and evaluate:

$$K_P = \frac{(1.09)}{(0.664)^2} = 2.47$$

? Exercise 13.3.3

What is the K_P for this reaction, given the equilibrium partial pressures of 0.44 atm for H_2 , 0.22 atm for Cl_2 , and 2.98 atm for HCl ?



Answer

91.7

There is a simple relationship between K_{eq} (based on concentration units) and K_P (based on pressure units):

$$K_P = K_{eq} \cdot (RT)^{\Delta n}$$

where R is the ideal gas law constant (in units of $L \cdot atm / mol \cdot K$), T is the absolute temperature, and Δn is the change in the number of moles of gas in the balanced chemical equation, defined as $n_{gas,prods} - n_{gas,rcts}$. Note that this equation implies that if the number of moles of gas are the same in reactants and products, $K_{eq} = K_P$.

✓ Example 13.3.4

What is the K_P at $25^\circ C$ for this reaction if the K_{eq} is 4.2×10^{-2} ?



Solution

Before we use the relevant equation, we need to do two things: convert the temperature to kelvins and determine Δn . Converting the temperature is easy:

$$T = 25 + 273 = 298 \text{ K}$$

To determine the change in the number of moles of gas, take the number of moles of gaseous products and subtract the number of moles of gaseous reactants. There are 2 mol of gas as product and 4 mol of gas of reactant:

$$\Delta n = 2 - 4 = -2 \text{ mol}$$

Note that Δn is negative. Now we can substitute into our equation, using $R = 0.08205 \text{ L} \cdot atm / mol \cdot K$. The units are omitted for clarity:

$$K_P = (4.2 \times 10^{-2})(0.08205)(298)^{-2}$$

Solving,

$$K_P = 7.0 \times 10^{-5}$$

? Exercise 13.3.4

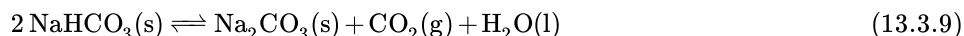
What is the K_P at $25^\circ C$ for this reaction if the K_{eq} is 98.3?,-



Answer

2.40×10^3

Finally, we recognize that many chemical reactions involve substances in the solid or liquid phases. For example, a particular chemical reaction is represented as follows:



This chemical equation includes all three phases of matter. This kind of equilibrium is called a **heterogeneous equilibrium** because there is more than one phase present.

The rule for heterogeneous equilibria is as follows: *Do not include the concentrations of pure solids and pure liquids in K_{eq} expressions.* Only partial pressures for gas-phase substances or concentrations in solutions are included in the expressions of equilibrium constants. As such, the equilibrium constant expression for this reaction would simply be

$$K_P = P_{CO_2}$$

because the two solids and one liquid would not appear in the expression.

Key Takeaways

- Every chemical equilibrium can be characterized by an equilibrium constant, known as K_{eq} .
- The K_{eq} and K_P expressions are formulated as amounts of products divided by amounts of reactants; each amount (either a concentration or a pressure) is raised to the power of its coefficient in the balanced chemical equation.
- Solids and liquids do not appear in the expression for the equilibrium constant.

This page titled [13.3: The Equilibrium Constant](#) is shared under a [CC BY-NC-SA 3.0](#) license and was authored, remixed, and/or curated by [Theodore Chan](#) via [source content](#) that was edited to the style and standards of the LibreTexts platform.

- **13.3: The Equilibrium Constant** by Anonymous is licensed [CC BY-NC-SA 3.0](#). Original source: <https://2012books.lardbucket.org/books/beginning-chemistry>.

13.4: Shifting Equilibria - Le Chatelier's Principle

Learning Objectives

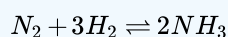
- Define *Le Chatelier's principle*.
- Predict the direction of shift for an equilibrium under stress.

Once equilibrium is established, the reaction is over, right? Not exactly. An experimenter has some ability to affect the equilibrium. Chemical equilibria can be shifted by changing the conditions that the system experiences. We say that we "stress" the equilibrium. When we stress the equilibrium, the chemical reaction is no longer at equilibrium, and the reaction starts to move back toward equilibrium in such a way as to decrease the stress. The formal statement is called **Le Chatelier's principle**: If an equilibrium is stressed, then the reaction shifts to reduce the stress.

There are several ways to stress an equilibrium. One way is to add or remove a product or a reactant in a chemical reaction at equilibrium. When additional reactant is added, the equilibrium shifts to reduce this stress: it makes more product. When additional product is added, the equilibrium shifts to reactants to reduce the stress. If reactant or product is removed, the equilibrium shifts to make more reactant or product, respectively, to make up for the loss.

✓ Example 13.4.1

Given this reaction at equilibrium:



In which direction—toward reactants or toward products—does the reaction shift if the equilibrium is stressed by each change?

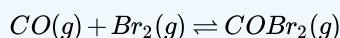
1. H_2 is added.
2. NH_3 is added.
3. NH_3 is removed.

Solution

1. If H_2 is added, there is now more reactant, so the reaction will shift toward products to reduce the added H_2 .
2. If NH_3 is added, there is now more product, so the reaction will shift toward reactants to reduce the added NH_3 .
3. If NH_3 is removed, there is now less product, so the reaction will shift toward products to replace the product removed.

? Exercise 13.4.1

Given this reaction at equilibrium:



In which direction—toward reactants or toward products—does the reaction shift if the equilibrium is stressed by each change?

1. Br_2 is removed.
2. $COBr_2$ is added.

Answers

1. toward reactants
2. toward reactants

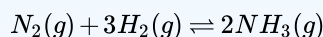
It is worth noting that when reactants or products are added or removed, *the value of the K_{eq} does not change*. The chemical reaction simply shifts, in a predictable fashion, to reestablish concentrations so that the K_{eq} expression reverts to the correct value.

How does an equilibrium react to a change in pressure? Pressure changes do not markedly affect the solid or liquid phases. However, pressure strongly impacts the gas phase. Le Chatelier's principle implies that a pressure increase shifts an equilibrium to the side of the reaction with the fewer number of moles of gas, while a pressure decrease shifts an equilibrium to the side of the

reaction with the greater number of moles of gas. If the number of moles of gas is the same on both sides of the reaction, pressure has no effect.

✓ Example 13.4.2

What is the effect on this equilibrium if pressure is increased?

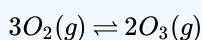


Solution

According to Le Chatelier's principle, if pressure is increased, then the equilibrium shifts to the side with the fewer number of moles of gas. This particular reaction shows a total of 4 mol of gas as reactants and 2 mol of gas as products, so the reaction shifts toward the products side.

? Exercise 13.4.2

What is the effect on this equilibrium if pressure is decreased?



Answer

Reaction shifts toward reactants.

What is the effect of temperature changes on an equilibrium? It depends on whether the reaction is endothermic or exothermic. Recall that *endothermic* means that energy is absorbed by a chemical reaction, while *exothermic* means that energy is given off by the reaction. As such, energy can be thought of as a reactant or a product, respectively, of a reaction:

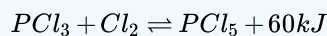
endothermic: energy + reactants → products

exothermic: reactants → products + energy

Because temperature is a measure of the energy of the system, increasing temperature can be thought of as adding energy. The reaction will react as if a reactant or a product is being added and will act accordingly by shifting to the other side. For example, if the temperature is increased for an endothermic reaction, essentially a reactant is being added, so the equilibrium shifts toward products. Decreasing the temperature is equivalent to decreasing a reactant (for endothermic reactions) or a product (for exothermic reactions), and the equilibrium shifts accordingly.

✓ Example 13.4.3

Predict the effect of increasing the temperature on this equilibrium.



Solution

Because energy is listed as a product, it is being produced, so the reaction is exothermic. If the temperature is increasing, a product is being added to the equilibrium, so the equilibrium shifts to minimize the addition of extra product: it shifts back toward reactants.

? Exercise 13.4.3

Predict the effect of decreasing the temperature on this equilibrium.



Answer

Equilibrium shifts toward reactants.

In the case of temperature, the value of the equilibrium has changed because the K_{eq} is dependent on temperature. That is why equilibria shift with changes in temperature.

A **catalyst** is a substance that increases the speed of a reaction. Overall, a catalyst is not a reactant and is not used up, but it still affects how fast a reaction proceeds. However, a catalyst does not affect the extent or position of a reaction at equilibrium. It helps a reaction achieve equilibrium faster.

✓ Chemistry is Everywhere: Equilibria in the Garden

Hydrangeas are common flowering plants around the world. Although many hydrangeas are white, there is one common species (*Hydrangea macrophylla*) whose flowers can be either red or blue, as shown in the accompanying figure. How is it that a plant can have different colored flowers like this?



Figure 13.4.1 Garden Equilibria © Thinkstock. This species of hydrangea has flowers that can be either red or blue. Why the color difference?

Interestingly, the color of the flowers is due to the acidity of the soil that the hydrangea is planted in. An astute gardener can adjust the pH of the soil and actually change the color of the flowers. However, it is not the H^+ or OH^- ions that affect the color of the flowers. Rather, it is the presence of aluminum that causes the color change.

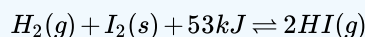
The solubility of aluminum in soil, and the ability of plants to absorb it, is dependent upon the acidity of the soil. If the soil is relatively acidic, the aluminum is more soluble, and plants can absorb it more easily. Under these conditions, hydrangea flowers are blue, as Al ions interact with anthocyanin pigments in the plant. In more basic soils, aluminum is less soluble, and under these conditions the hydrangea flowers are red. Gardeners who change the pH of their soils to change the color of their hydrangea flowers are therefore employing Le Chatelier's principle: the amount of acid in the soil changes the equilibrium of aluminum solubility, which in turn affects the color of the flowers.

Key Takeaways

- Le Chatelier's principle addresses how an equilibrium shifts when the conditions of an equilibrium are changed.
- The direction of shift can be predicted for changes in concentrations, temperature, or pressure.
- Catalysts do not affect the position of an equilibrium; they help reactions achieve equilibrium faster.

? Exercise 13.4.1

1. Define *Le Chatelier's principle*.
2. What is meant by a stress? What are some of the ways an equilibrium can be stressed?
3. Given this equilibrium, predict the direction of shift for each stress.

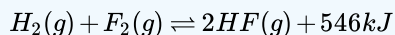


- a. decreased temperature

b. increased pressure

c. removal of HI

4. Given this equilibrium, predict the direction of shift for each stress.

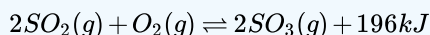


a. increased temperature

b. addition of H_2

c. decreased pressure

5. Given this equilibrium, predict the direction of shift for each stress.

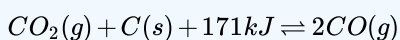


a. removal of SO_3

b. addition of O_2

c. decreased temperature

6. Given this equilibrium, predict the direction of shift for each stress.

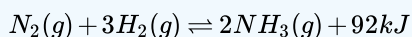


a. addition of CO

b. increased pressure

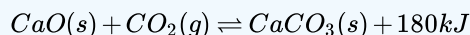
c. addition of a catalyst

7. The synthesis of NH_3 uses this chemical reaction.



Identify three stresses that can be imposed on the equilibrium to maximize the amount of NH_3 .

8. The synthesis of CaCO_3 uses this chemical reaction.



Identify three stresses that can be imposed on the equilibrium to maximize the amount of CaCO_3 .

Answers

1. When an equilibrium is stressed, the equilibrium shifts to minimize that stress.

2.

3. a. toward reactants

- toward reactants
- toward products
-
- a. toward products
- b. toward products
- c. toward products
-
- increased pressure, decreased temperature, removal of NH_3

This page titled [13.4: Shifting Equilibria - Le Chatelier's Principle](#) is shared under a [CC BY-NC-SA 3.0](#) license and was authored, remixed, and/or curated by [Theodore Chan](#) via [source content](#) that was edited to the style and standards of the LibreTexts platform.

- [13.4: Shifting Equilibria - Le Chatelier's Principle](#) by Anonymous is licensed [CC BY-NC-SA 3.0](#). Original source: <https://2012books.lardbucket.org/books/beginning-chemistry>.

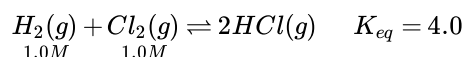
13.5: Calculating Equilibrium Constant Values

Learning Objective

- Calculate equilibrium concentrations from the values of the initial amounts and the K_{eq} .

There are some circumstances in which, given some initial amounts and the K_{eq} , you will have to determine the concentrations of all species when equilibrium is achieved. Such calculations are not difficult to do, especially if a consistent approach is applied. We will consider such an approach here.

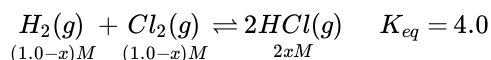
Suppose we have this simple equilibrium. Its associated K_{eq} is 4.0, and the initial concentration of each reactant is 1.0 M:



Because we have concentrations for the reactants but not the products, we presume that the reaction will proceed in the forward direction to make products. But by how much will it proceed? We do not know, so let us assign it a variable. Let us assume that x M H_2 reacts as the reaction goes to equilibrium. This means that at equilibrium, we have $(1.0 - x)$ M H_2 left over.

According to the balanced chemical equation, H_2 and Cl_2 react in a 1:1 ratio. How do we know that? The coefficients of these two species in the balanced chemical equation are 1 (unwritten, of course). This means that if x M H_2 reacts, x M Cl_2 reacts as well. If we start with 1.0 M Cl_2 at the beginning and we react x M, we have $(1.0 - x)$ M Cl_2 left at equilibrium.

How much HCl is made? We start with zero, but we also see that 2 mol of HCl are made for every mole of H_2 (or Cl_2) that reacts (from the coefficients in the balanced chemical equation), so if we lose x M H_2 , we gain $2x$ M HCl. So now we know the equilibrium concentrations of our species:



We can substitute these concentrations into the K_{eq} expression for this reaction and combine it with the known value of K_{eq} :

$$K_{eq} = \frac{[HCl]^2}{[H_2][Cl_2]} = \frac{(2x)^2}{(1-x)(1-x)} = 4.0$$

This is an equation in one variable, so we should be able to solve for the unknown value. This expression may look formidable, but first we can simplify the denominator and write it as a perfect square as well:

$$\frac{(2x)^2}{(1-x)^2} = 4.0$$

The fraction is a perfect square, as is the 4.0 on the right. So we can take the square root of both sides:

$$\frac{(2x)}{(1-x)} = 2.0$$

Now we rearrange and solve (be sure you can follow each step):

$$\begin{aligned} 2x &= 2.0 - 2.0x \\ 4x &= 2.0 \\ x &= 0.50 \end{aligned}$$

Now we have to remind ourselves what x is—the amount of H_2 and Cl_2 that reacted—and that $2x$ is the equilibrium $[HCl]$. To determine the equilibrium concentrations, we need to go back and evaluate the expressions $1 - x$ and $2x$ to get the equilibrium concentrations of our species:

$$1.0 - x = 1.0 - 0.50 = 0.50 \text{ M} = [H_2] = [Cl_2] \quad 2x = 2(0.50) = 1.0 \text{ M} = [HCl]$$

The units are assumed to be molarity. To check, we simply substitute these concentrations and verify that we get the numerical value of the K_{eq} , in this case 4.0:

$$\frac{(1.0)^2}{(0.50)(0.50)} = 4.0$$

We formalize this process by introducing the ICE chart, where ICE stands for initial, change, and equilibrium. The initial values go in the first row of the chart. The change values, usually algebraic expressions because we do not yet know their exact numerical values, go in the next row. However, the change values *must* be in the proper stoichiometric ratio as indicated by the balanced chemical equation. Finally, the equilibrium expressions in the last row are a combination of the initial value and the change value for each species. The expressions in the equilibrium row are substituted into the K_{eq} expression, which yields an algebraic equation that we try to solve.

The ICE chart for the above example would look like this:

	H ₂ (g)	+	Cl ₂ (g)	⇌	2HCl(g)	$K_{eq} = 4.0$
I	1.0		1.0		0	
C	-x		-x		+2x	
E	1.0 - x		1.0 - x		+2x	

Substituting the last row into the expression for the K_{eq} yields

$$K_{eq} = \frac{[HCl]^2}{[H_2][Cl_2]} = \frac{(2x)^2}{(1-x)(1-x)} = 4.0$$

which, of course, is the same expression we have already solved and yields the same answers for the equilibrium concentrations. The ICE chart is a more formalized way to do these types of problems. The + sign is included explicitly in the change row of the ICE chart to avoid any confusion.

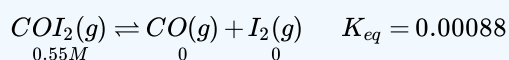
Sometimes when an ICE chart is set up and the K_{eq} expression is constructed, a more complex algebraic equation will result. One of the more common equations has an x^2 term in it and is called a *quadratic equation*. There will be two values possible for the unknown x , and for a quadratic equation with the general formula $ax^2 + bx + c = 0$ (where a , b , and c are the *coefficients* of the quadratic equation), the two possible values are as follows:

$$x = \frac{-b \pm \sqrt{b^2 - 4ac}}{2a}$$

One value of x is the + sign used in the numerator, and the other value of x is the - sign used in the numerator. In this case, one value of x typically makes no sense as an answer and can be discarded as physically impossible, leaving only one possible value and the resulting set of concentrations. Example 9 illustrates this.

✓ Example 13.5.1:

Set up an ICE chart and solve for the equilibrium concentrations in this chemical reaction.



Solution

The ICE chart is set up like this. First, the initial values:

	COI ₂ (g)	⇌	CO(g)	+	I ₂ (g)
I	0.55		0		0
C					
E					

Some of the COI_2 will be lost, but how much? We do not know, so we represent it by the variable x . So x M COI_2 will be lost, and for each COI_2 that is lost, x M CO and x M I_2 will be produced. These expressions go into the change row:

	$\text{COI}_2(\text{g})$	\rightleftharpoons	$\text{CO}(\text{g})$	+	$\text{I}_2(\text{g})$
I	0.55		0		0
C	$-x$		$+x$		$+x$
E					

At equilibrium, the resulting concentrations will be a combination of the initial amount and the changes:

	$\text{COI}_2(\text{g})$	\rightleftharpoons	$\text{CO}(\text{g})$	+	$\text{I}_2(\text{g})$
I	0.55		0		0
C	$-x$		$+x$		$+x$
E	$0.55 - x$		$+x$		$+x$

The expressions in the equilibrium row go into the K_{eq} expression:

$$K_{eq} = \frac{[\text{CO}][\text{I}_2]}{[\text{COI}_2]} = 0.00088 = \frac{(x)(x)}{(0.55 - x)}$$

We rearrange this into a quadratic equation that equals 0:

$$0.000484 - 0.00088x = x^2 \quad x^2 + 0.00088x - 0.000484 = 0$$

Now we use the quadratic equation to solve for the two possible values of x :

$$x = \frac{-0.00088 \pm \sqrt{(0.00088)^2 - 4(1)(-0.000484)}}{2(1)}$$

Evaluate for both signs in the numerator—first the $+$ sign and then the $-$ sign:

$$x = 0.0216 \text{ or } x = -0.0224$$

Because x is the final concentration of both CO and I_2 , it cannot be negative, so we discount the second numerical answer as impossible. Thus $x = 0.0216$.

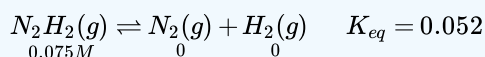
Going back to determine the final concentrations using the expressions in the E row of our ICE chart, we have

$$[\text{COI}_2] = 0.55 - x = 0.55 - 0.0216 = 0.53 \text{ M} \quad [\text{CO}] = x = 0.0216 \text{ M} \quad [\text{I}_2] = x = 0.0216 \text{ M}$$

You can verify that these numbers are correct by substituting them into the K_{eq} expression and evaluating and comparing to the known K_{eq} value.

? Exercise 13.5.1

Set up an ICE chart and solve for the equilibrium concentrations in this chemical reaction.



Answer

The completed ICE chart is as follows:

	$\text{N}_2\text{H}_2(\text{g})$	\rightleftharpoons	$\text{N}_2(\text{g})$	+	$\text{H}_2(\text{g})$
I	0.075		0		0
C	$-x$		$+x$		$+x$
E					

N ₂ H ₂ (g)		⇌	N ₂ (g)		+	H ₂ (g)	
E	0.075 − x		+x			+x	

Solving for x gives the equilibrium concentrations as $[N_2H_2] = 0.033$ M; $[N_2] = 0.042$ M; and $[H_2] = 0.042$ M

Key Takeaway

- An ICE chart is a convenient way to determine equilibrium concentrations from starting amounts.

This page titled [13.5: Calculating Equilibrium Constant Values](#) is shared under a [CC BY-NC-SA 3.0](#) license and was authored, remixed, and/or curated by [Theodore Chan](#) via [source content](#) that was edited to the style and standards of the LibreTexts platform.

- [13.5: Calculating Equilibrium Constant Values](#) by Anonymous is licensed [CC BY-NC-SA 3.0](#). Original source: <https://2012books.lardbucket.org/books/beginning-chemistry>.

13.6: Some Special Types of Equilibria

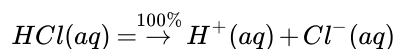
Learning Objective

- Identify several special chemical equilibria and construct their K_a expressions.

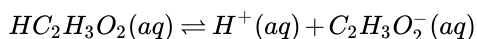
In one sense, all chemical equilibria are treated the same. However, there are several classes of reactions that are noteworthy because of either the identities of the reactants and products, or the form of the K_{eq} expression.

Weak Acids and Bases

In Chapter 12 - Acids and Bases, we noted how some acids and bases are strong and some are weak. If an acid or base is strong, it is ionized 100% in H_2O . $HCl(aq)$ is an example of a strong acid:



However, if an acid or base is weak, it may dissolve in H_2O , but does not ionize completely. This means that there is an equilibrium between the unionized acid or base and the ionized form. $HC_2H_3O_2$ is an example of a weak acid:



$HC_2H_3O_2$ is soluble in H_2O (in fact, it is the acid in vinegar), so the reactant concentration will appear in the equilibrium constant expression. But not all the molecules separate into ions. This is the case for all weak acids and bases.

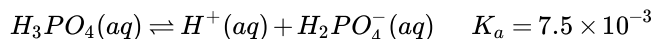
An **acid dissociation constant**, K_a , is the equilibrium constant for the dissociation of a weak acid into ions. Note the a subscript on the K ; it implies that the substance is acting as an acid. The larger K_a is, the stronger the acid is. Table 13.6.1 - Acid Dissociation Constants for Some Weak Acids, lists several acid dissociation constants. Keep in mind that they are just equilibrium constants.

Table, two columns and 7 rows. The first column on the right has different acids in the rows underneath. The second column on the right side has the acid dissociation content for the corresponding acid in the rows underneath.

Acid	K_a
$HC_2H_3O_2$	1.8×10^{-5}
$HClO_2$	1.1×10^{-2}
$H_2PO_4^-$	6.2×10^{-8}
\underline{HCN}	6.2×10^{-10}
\underline{HF}	6.3×10^{-4}
HNO_2	5.6×10^{-4}
H_3PO_4	7.5×10^{-3}

Table 13.6.1 Acid Dissociation Constants for Some Weak Acids

Note also that the acid dissociation constant refers to *one* H^+ ion coming off of the initial reactant. Thus the acid dissociation constant for H_3PO_4 refers to this equilibrium:



The $H_2PO_4^-$ ion, called the dihydrogen phosphate ion, is also a weak acid with its own acid dissociation constant:



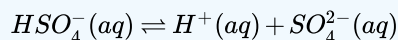
Thus, for so-called *polyprotic* acids, each H^+ ion comes off in sequence; each H^+ ion that ionizes does so with its own characteristic K_a .

✓ Example 13.6.1

Write the equilibrium equation and the K_a expression for HSO_4^- acting as a weak acid.

Solution

HSO_4^- acts as a weak acid by separating into an H^+ ion and an SO_4^{2-} ion:



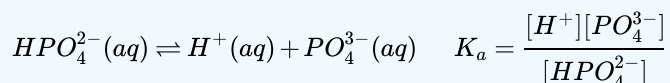
The K_a is written just like any other equilibrium constant, in terms of the concentrations of products divided by concentrations of reactants:

$$K_a = \frac{[\text{H}^+][\text{SO}_4^{2-}]}{[\text{HSO}_4^-]}$$

? Exercise 13.6.1

Write the equilibrium equation and the K_a expression for HPO_4^{2-} acting as a weak acid.

Answer



The K_a is used in equilibrium constant problems just like other equilibrium constants are. However, in some cases, we can simplify the mathematics if the numerical value of the K_a is small, much smaller than the concentration of the acid itself. Example 11 illustrates this.

✓ Example 13.6.2

What is the pH of a 1.00 M solution of $\text{HC}_2\text{H}_3\text{O}_2$? The K_a of $\text{HC}_2\text{H}_3\text{O}_2$ is 1.8×10^{-5} .

Solution

This is a two-part problem. We need to determine $[\text{H}^+]$ and then use the definition of pH to determine the pH of the solution. For the first part, we can use an ICE chart:

Solutions to Example 13.6.2

	$\text{HC}_2\text{H}_3\text{O}_2(aq)$	\rightleftharpoons	$\text{H}^+(g)$	+	$\text{C}_2\text{H}_3\text{O}_2^-(g)$
I	1.00		0		0
C	-x		+x		+x
E	$1.00 - x$		+x		+x

We now construct the K_a expression, substituting the concentrations from the equilibrium row in the ICE chart:

$$K_a = \frac{[\text{H}^+][\text{C}_2\text{H}_3\text{O}_2^-]}{[\text{HC}_2\text{H}_3\text{O}_2]} = \frac{(x)(x)}{(1.00 - x)} = 1.8 \times 10^{-5}$$

Here is where a useful approximation comes in: at 1.8×10^{-5} , $\text{HC}_2\text{H}_3\text{O}_2$ will not ionize very much, so we expect that the value of x will be small. It should be so small that in the denominator of the fraction, the term $(1.00 - x)$ will likely be very close to 1.00. As such, we would introduce very little error if we simply neglect the x in that term, making it equal to 1.00:

$(1.00 - x) \approx 1.00$ for small values of x

This simplifies the mathematical expression we need to solve:

$$\frac{(x)(x)}{1.00} = 1.8 \times 10^{-5}$$

This is much easier to solve than a more complete quadratic equation. The new equation to solve becomes

$$x^2 = 1.8 \times 10^{-5}$$

Taking the square root of both sides,

$$x = 4.2 \times 10^{-3}$$

Because x is the equilibrium concentration of H^+ and $\text{C}_2\text{H}_3\text{O}_2^-$, we thus have

$$[\text{H}^+] = 4.2 \times 10^{-3} \text{ M}$$

Notice that we are justified by neglecting the x in the denominator; it truly is small compared to 1.00. Now we can determine the pH of the solution:

$$\text{pH} = -\log[\text{H}^+] = -\log(4.2 \times 10^{-3}) = 2.38$$

? Exercise 13.6.2

What is the pH of a 0.500 M solution of HCN? The K_a of HCN is 6.2×10^{-10} .

Answer

4.75

Weak bases also have dissociation constants, labeled K_b (the b subscript stands for base). However, values of K_b are rarely tabulated because there is a simple relationship between the K_b of a base and the K_a of its conjugate acid:

$$K_a \times K_b = 1.0 \times 10^{-14}$$

Thus it is simple to calculate the K_b of a base from the K_a of its conjugate acid.

✓ Example 13.6.3

What is the value of K_b for $\text{C}_2\text{H}_3\text{O}_2^-$, which can accept a proton and act as a base?

Solution

To determine the K_b for $\text{C}_2\text{H}_3\text{O}_2^-$, we need to know the K_a of its conjugate acid. The conjugate acid of $\text{C}_2\text{H}_3\text{O}_2^-$ is $\text{HC}_2\text{H}_3\text{O}_2$. The K_a for $\text{HC}_2\text{H}_3\text{O}_2$ is in Table 13.6.1 "Acid Dissociation Constants for Some Weak Acids" and is 1.8×10^{-5} . Using the mathematical relationship between K_a and K_b :

$$(1.8 \times 10^{-5})K_b = 1.0 \times 10^{-14}$$

Solving,

$$K_b = \frac{1.0 \times 10^{-14}}{1.8 \times 10^{-5}} = 5.6 \times 10^{-10}$$

? Exercise 13.6.3

What is the value of K_b for PO_4^{3-} , which can accept a proton and act as a base? The K_a for HPO_4^{2-} is 2.2×10^{-13} .

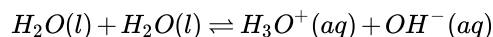
Answer

4.5×10^{-2}

Autoionization of water

In Chapter 12, "Acids and Bases," we introduced the autoionization of water—the idea that water can act as a proton donor and proton acceptor simultaneously. Because water is not a strong acid (Table 12.5.1 - Strong Acids and Bases), it must be a weak acid,

which means that its behavior as an acid must be described as an equilibrium. That equilibrium is as follows:



The equilibrium constant includes $[H_3O^+]$ and $[OH^-]$ but not $[H_2O(l)]$ because it is a pure liquid. Hence the expression *does not have any terms in its denominator*:

$$K = [H_3O^+][OH^-] \equiv K_w = 1.0 \times 10^{-14}$$

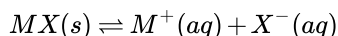
This is the same K_w that was introduced in Chapter 12 and the same 1.0×10^{-14} that appears in the relationship between the K_a and the K_b of a conjugate acid-base pair. In fact, we can rewrite this relationship as follows:

$$K_a \times K_b = K_w$$

Insoluble Compounds

In Chapter 4, section 4.3: "Types of Chemical Reactions - Single and Double Displacement Reactions," the concept of soluble and insoluble compounds was introduced. Solubility rules were presented that allow a person to predict whether certain simple ionic compounds will or will not dissolve.

Describing a substance as soluble or insoluble is a bit misleading because virtually all substances are soluble; they are just soluble to different extents. In particular, for ionic compounds, what we typically describe as an *insoluble* compound can actually be ever so slightly soluble; an equilibrium is quickly established between the solid compound and the ions that do form in solution. Thus, the hypothetical compound MX does in fact dissolve but only very slightly. That means we can write an equilibrium for it:



The equilibrium constant for a compound normally considered insoluble is called a **solubility product constant** and is labeled K_{sp} (with the subscript *sp*, meaning "solubility product"). Because the reactant is a solid, its concentration does not appear in the K_{sp} expression, so like K_w , expressions for K_{sp} do not have denominators. For example, the chemical equation and the expression for the K_{sp} for AgCl, normally considered insoluble, are as follows:

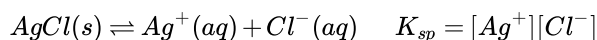


Table 13.6.2- Solubility Product Constants for Slightly Soluble Ionic Compounds, lists some values of the K_{sp} for slightly soluble ionic compounds.

Table, two columns and 8 rows. The first column on the right has different compounds in the rows underneath. The second column on the right side has the acid dissociation content for the corresponding compounds in the rows underneath.

Compound	K_{sp}
BaSO ₄	1.1×10^{-10}
Ca(OH) ₂	5.0×10^{-6}
Ca ₃ (PO ₄) ₂	2.1×10^{-33}
Mg(OH) ₂	5.6×10^{-12}
HgI ₂	2.9×10^{-29}
AgCl	1.8×10^{-10}
AgI	8.5×10^{-17}
Ag ₂ SO ₄	1.5×10^{-5}

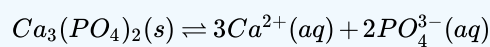
Table 13.6.2 Solubility Product Constants for Slightly Soluble Ionic Compounds.

✓ Example 13.6.4

Write the K_{sp} expression for Ca₃(PO₄)₂.

Solution

Recall that when an ionic compound dissolves, it separates into its individual ions. For $\text{Ca}_3(\text{PO}_4)_2$, the ionization reaction is as follows:



Hence the K_{sp} expression is

$$K_{\text{sp}} = [\text{Ca}^{2+}]^3[\text{PO}_4^{3-}]^2$$

? Exercise 13.6.4

Write the K_{sp} expression Ag_2SO_4 .

Answer

$$K_{\text{sp}} = [\text{Ag}^+]^2[\text{SO}_4^{2-}]$$

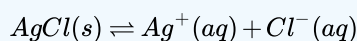
Equilibrium problems involving the K_{sp} can also be done, and they are usually more straightforward than other equilibrium problems because there is no denominator in the K_{sp} expression. Care must be taken, however, in completing the ICE chart and evaluating exponential expressions.

✓ Example 13.6.5

What are $[\text{Ag}^+]$ and $[\text{Cl}^-]$ in a saturated solution of AgCl ? The K_{sp} of AgCl is 1.8×10^{-10} .

Solution

The chemical equation for the dissolving of AgCl is



The K_{sp} expression is as follows:

$$K_{\text{sp}} = [\text{Ag}^+][\text{Cl}^-]$$

So the ICE chart for the equilibrium is as follows:

Solutions to Example 13.6.5

	$\text{AgCl}(s)$	\rightleftharpoons	$\text{Ag}^+(aq)$	+	$\text{Cl}^-(aq)$
I			0		0
C	$-x$		$+x$		$+x$
E			$+x$		$+x$

Notice that we have little in the column under AgCl except the stoichiometry of the change; we do not need to know its initial or equilibrium concentrations because its concentration does not appear in the K_{sp} expression. Substituting the equilibrium values into the expression:

$$(x)(x) = 1.8 \times 10^{-10}$$

Solving,

$$x^2 = 1.8 \times 10^{-10} \quad x = 1.3 \times 10^{-5}$$

Thus $[\text{Ag}^+]$ and $[\text{Cl}^-]$ are both $1.3 \times 10^{-5} \text{ M}$.

? Exercise 13.6.5

What are $[\text{Ba}^{2+}]$ and $[\text{SO}_4^{2-}]$ in a saturated solution of BaSO_4 ? The K_{sp} of BaSO_4 is 1.1×10^{-10} .

Answer

$$1.0 \times 10^{-5} \text{ M}$$

✓ Example 13.6.6

What are $[\text{Ca}^{2+}]$ and $[\text{PO}_4^{3-}]$ in a saturated solution of $\text{Ca}_3(\text{PO}_4)_2$? The K_{sp} of $\text{Ca}_3(\text{PO}_4)_2$ is 2.1×10^{-33} .

Solution

This is similar to Example 14, but the ICE chart is much different because of the number of ions formed.

Solutions to Example 13.6.6

	$\text{Ca}_3(\text{PO}_4)_2(\text{s})$	\rightleftharpoons	$3\text{Ca}^{2+}(\text{aq})$	+	$2\text{PO}_4^{3-}(\text{aq})$
I			0		0
C	$-x$		$+3x$		$+2x$
E			$+3x$		$+2x$

For every unit of $\text{Ca}_3(\text{PO}_4)_2$ that dissolves, three Ca^{2+} ions and two PO_4^{3-} ions are formed. The expression for the K_{sp} is also different:

$$K_{\text{sp}} = [\text{Ca}^{2+}]^3[\text{PO}_4^{3-}]^2 = 2.1 \times 10^{-33}$$

Now when we substitute the unknown concentrations into the expression, we get

$$(3x)^3(2x)^2 = 2.1 \times 10^{-33}$$

When we raise each expression inside parentheses to the proper power, remember that the power affects everything inside the parentheses, including the number. So,

$$(27x^3)(4x^2) = 2.1 \times 10^{-33}$$

Simplifying,

$$108x^5 = 2.1 \times 10^{-33}$$

Dividing both sides of the equation by 108, we get

$$x^5 = 1.9 \times 10^{-35}$$

Now we take the fifth root of both sides of the equation (be sure you know how to do this on your calculator):

$$x = 1.1 \times 10^{-7}$$

We are not done yet. We still need to determine the concentrations of the ions. According to the ICE chart, $[\text{Ca}^{2+}]$ is $3x$, not x . So

$$[\text{Ca}^{2+}] = 3x = 3 \times 1.1 \times 10^{-7} = 3.3 \times 10^{-7} \text{ M}$$

$[\text{PO}_4^{3-}]$ is $2x$, so

$$[\text{PO}_4^{3-}] = 2x = 2 \times 1.1 \times 10^{-7} = 2.2 \times 10^{-7} \text{ M}$$

? Exercise 13.6.6

What are $[\text{Mg}^{2+}]$ and $[\text{OH}^-]$ in a saturated solution of $\text{Mg}(\text{OH})_2$? The K_{sp} of $\text{Mg}(\text{OH})_2$ is 5.6×10^{-12} .

Answer

$$[\text{Mg}^{2+}] = 1.1 \times 10^{-4} \text{ M}; [\text{OH}^-] = 2.2 \times 10^{-4} \text{ M}$$

✓ Food and Drink Application: Solids in Your Wine Bottle

People who drink wine from bottles (as opposed to boxes) will occasionally notice some insoluble materials in the wine, either crusting the bottle, stuck to the cork, or suspended in the liquid wine itself. The accompanying figure shows a cork encrusted with colored crystals. What are these crystals?



Figure 13.6.1 Wine Cork. The red crystals on the top of the wine cork are from insoluble compounds that are not soluble in the wine. Source: Photo courtesy of [Paul A. Hernandez, flickr\(opens in new window\)](#).

One of the acids in wine is tartaric acid ($\text{H}_2\text{C}_4\text{H}_4\text{O}_6$). Like the other acids in wine (citric and malic acids, among others), tartaric acid imparts a slight tartness to the wine. Tartaric acid is rather soluble in H_2O , dissolving over 130 g of the acid in only 100 g of H_2O . However, the potassium salt of singly ionized tartaric acid, potassium hydrogen tartrate ($\text{KHC}_4\text{H}_4\text{O}_6$; also known as potassium bitartrate and better known in the kitchen as cream of tartar), has a solubility of only 6 g per 100 g of H_2O . Thus, over time, wine stored at cool temperatures will slowly precipitate potassium hydrogen tartrate. The crystals precipitate in the wine or grow on the insides of the wine bottle and, if the bottle is stored on its side, on the bottom of the cork. The color of the crystals comes from pigments in the wine; pure potassium hydrogen tartrate is clear in its crystalline form, but in powder form it is white.

The crystals are harmless to ingest; indeed, cream of tartar is used as an ingredient in cooking. However, most wine drinkers do not like to chew their wine, so if tartrate crystals are present in a wine, the wine is usually filtered or decanted to remove the crystals. Tartrate crystals are almost exclusively in red wines; white and rose wines do not have as much tartaric acid in them.

📌 Key Takeaway

- Equilibrium constants exist for certain groups of equilibria, such as weak acids, weak bases, the autoionization of water, and slightly soluble salts.

This page titled [13.6: Some Special Types of Equilibria](#) is shared under a [CC BY-NC-SA 3.0](#) license and was authored, remixed, and/or curated by [Theodore Chan](#) via [source content](#) that was edited to the style and standards of the LibreTexts platform.

- 13.6: Some Special Types of Equilibria** by Anonymous is licensed [CC BY-NC-SA 3.0](#). Original source: <https://2012books.lardbucket.org/books/beginning-chemistry>.

13.7: End-of-Chapter Material

Exercises (Chemical Equilibrium)

1. Define the law of mass action.
2. What is an equilibrium constant for a chemical reaction? How is it constructed?

3. Write the K_{eq} expression for each reaction.

- a. $H_2 + Cl_2 \rightleftharpoons 2HCl$
- b. $NO + NO_2 \rightleftharpoons N_2O_3$

4. Write the K_{eq} expression for each reaction.

- a. $C_2H_5OH + NaI \rightleftharpoons C_2H_5I + NaOH$
- b. $PCl_3 + Cl_2 \rightleftharpoons PCl_5$

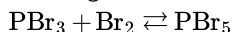
5. Write the K_P expression for each reaction.

- a. $2H_2(g) + O_2(g) \rightleftharpoons 2H_2O(g)$
- b. $2H_2O_2(g) \rightleftharpoons 2H_2O(g) + O_2(g)$

6. Write the K_P expression for each reaction.

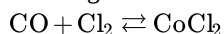
- a. $CH_4(g) + 2O_2(g) \rightleftharpoons CO_2(g) + 2H_2O(g)$
- b. $CH_4(g) + 4Cl_2(g) \rightleftharpoons CCl_4(g) + 4HCl(g)$

7. The following reaction is at equilibrium:



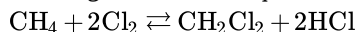
The equilibrium $[Br_2]$ and $[PBr_5]$ are 2.05M and 0.55M, respectively. If the K_{eq} is 1.65, what is the equilibrium $[PBr_3]$?

8. The following reaction is at equilibrium:



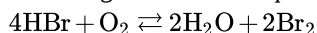
The equilibrium $[CO]$ and $[Cl_2]$ are 0.088M and 0.103M, respectively. If the K_{eq} is 0.225, what is the equilibrium $[CoCl_2]$?

9. The following reaction is at equilibrium:



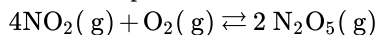
If $[CH_4]$ is 0.250M, $[Cl_2]$ is 0.150M, and $[CH_2Cl_2]$ is 0.175M at equilibrium, what is $[HCl]$ at equilibrium if the K_{eq} is 2.30?

10. The following reaction is at equilibrium:

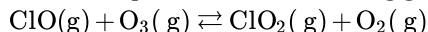


If $[HBr]$ is 0.100M, $[O_2]$ is 0.250M, and $[H_2O]$ is 0.0500M at equilibrium, what is $[Br_2]$ at equilibrium if the K_{eq} is 0.770?

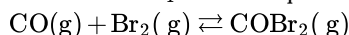
11. Write the K_P expression for the following gas-phase reaction:



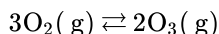
12. Write the K_P expression for the following gas-phase reaction:



13. What is the equilibrium partial pressure of $COBr_2$ if the equilibrium partial pressures of CO and Br_2 are 0.666 atm and 0.235 atm and the K_P for this equilibrium is 4.08?



14. What is the equilibrium partial pressure of O_3 if the equilibrium partial pressure of O_2 is 0.0044 atm and K_P for this equilibrium is 0.00755?



15. Calculate the K_P for this reaction at 298 K if the $K_{eq} = 1.76 \times 10^{-3}$.
 $3\text{O}_2(\text{g}) \rightleftharpoons 2\text{O}_3(\text{g})$
16. Calculate the K_P for this reaction at 310 K if the $K_{eq} = 6.22 \times 10^3$.
 $4\text{NO}_2(\text{g}) + \text{O}_2(\text{g}) \rightleftharpoons 2\text{N}_2\text{O}_5(\text{g})$
17. Calculate the K_{eq} for this reaction if the $K_P = 5.205 \times 10^{-3}$ at 660°C .
 $\text{CO}(\text{g}) + \text{F}_2(\text{g}) \rightleftharpoons \text{COF}_2(\text{g})$
18. Calculate the K_{eq} for this reaction if the $K_P = 78.3$ at 100°C .
 $4\text{HCl}(\text{g}) + \text{O}_2(\text{g}) \rightleftharpoons 2\text{H}_2\text{O}(\text{g}) + 2\text{Cl}_2(\text{g})$
19. Write the correct K_{eq} expression for this reaction.
 $\text{NaOH}(\text{aq}) + \text{HCl}(\text{aq}) \rightleftharpoons \text{NaCl}(\text{aq}) + \text{H}_2\text{O}(\ell)$
20. Write the correct K_{eq} expression for this reaction.
 $\text{AgNO}_3(\text{aq}) + \text{NaCl}(\text{aq}) \rightleftharpoons \text{AgCl}(\text{s}) + \text{NaNO}_3(\text{aq})$
21. Write the correct K_P expression for this reaction.
 $\text{CaCO}_3(\text{s}) \rightleftharpoons \text{CaO}(\text{s}) + \text{CO}_2(\text{g})$
22. Write the correct K_P expression for this reaction.

Answers

1. the relationship between the concentrations of reactants and products of a chemical reaction at equilibrium

$$3. \text{ a. } K_{eq} = \frac{[\text{HCl}]^2}{[\text{H}_2][\text{Cl}_2]}$$

$$\text{ b. } K_{eq} = \frac{[\text{N}_2\text{O}_3]}{[\text{NO}][\text{NO}_2]}$$

$$5. \text{ a. } K_P = \frac{P_{\text{H}_2\text{O}}^2}{P_{\text{H}_2}^2 P_{\text{O}_2}}$$

$$\text{ b. } K_P = \frac{P_{\text{H}_2\text{O}}^2 P_{\text{O}_2}}{P_{\text{H}_2\text{O}_2}^2}$$

$$7. 0.163\text{M}$$

$$9. 0.272\text{M}$$

$$11. K_P = \frac{P_{\text{N}_2\text{O}_5}^2}{P_{\text{NO}_2}^4 P_{\text{O}_2}}$$

$$13. 0.639 \text{ atm}$$

$$15. 7.20 \times 10^{-5}$$

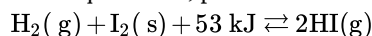
$$17. K_{eq} = 3.98 \times 10^{-1}$$

$$19. K_{eq} = \frac{[\text{NaCl}]}{[\text{NaOH}][\text{HCl}]}$$

$$21. K_P = P_{\text{CO}}$$

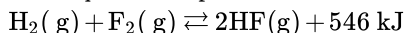
Exercises (Le Chatelier's principle)

1. Define Le Chatelier's principle.
2. What is meant by a stress? What are some of the ways an equilibrium can be stressed?
3. Given this equilibrium, predict the direction of shift for each stress.



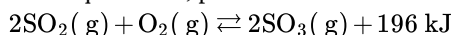
- a. decreased temperature
- b. increased pressure
- c. removal of HI

4. Given this equilibrium, predict the direction of shift for each stress.



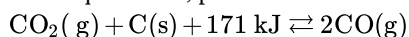
- a. increased temperature
- b. addition of H_2
- c. decreased pressure

5. Given this equilibrium, predict the direction of shift for each stress.



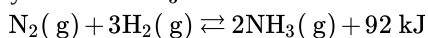
- a. removal of SO_3
- b. addition of O_2
- c. decreased temperature

6. Given this equilibrium, predict the direction of shift for each stress listed.



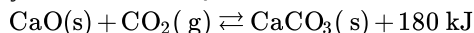
- a. addition of CO
- b. increased pressure
- c. addition of a catalyst

7. The synthesis of NH_3 uses this chemical reaction.



Identify three stresses that can be imposed on the equilibrium to maximize the amount of NH_3 .

8. The synthesis of CaCO_3 uses this chemical reaction.



Identify three stresses that can be imposed on the equilibrium to maximize the amount of CaCO_3 .

Answers

1. When an equilibrium is stressed, the equilibrium shifts to minimize that stress.

3.

- a. toward reactants
- b. toward reactants
- c. toward products

5.

- a. toward products
- b. toward products
- c. toward products

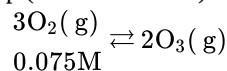
7. increased pressure, decreased temperature, removal of NH_3

Exercises (Calculating Equilibrium Constant Values)

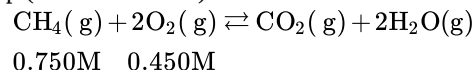
1. Describe the three parts of an ICE chart.

2. What is the relationship between the equilibrium row in an ICE chart and the other two rows?

3. Set up (but do not solve) an ICE chart for this reaction, given the initial conditions.

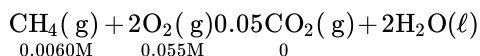


4. Set up (but do not solve) an ICE chart for this reaction, given the initial conditions.

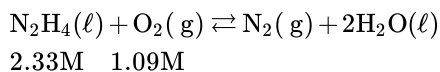


5. Given that pure solids and liquids do not appear in K_{eq} expressions, set up the ICE chart for this reaction, given the initial

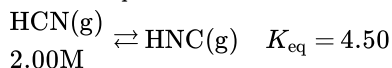
conditions.



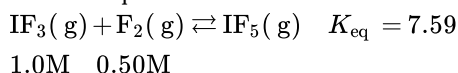
6. Given that pure solids and liquids do not appear in K_{eq} expressions, set up the ICE chart for this reaction, given the initial conditions.



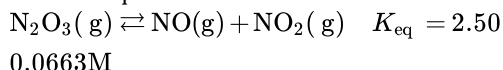
7. Determine the equilibrium concentrations for this chemical reaction with the given K_{eq} .



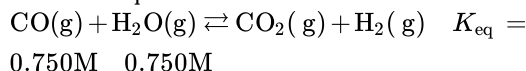
8. Determine the equilibrium concentrations for this chemical reaction with the given K_{eq} .



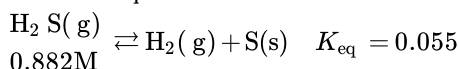
9. Determine the equilibrium concentrations for this chemical reaction with the given K_{eq} .



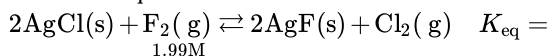
10. Determine the equilibrium concentrations for this chemical reaction with the given K_{eq} .



11. Determine the equilibrium concentrations for this chemical reaction with the given K_{eq} .



12. Determine the equilibrium concentrations for this chemical reaction with the given K_{eq} .



Answers

1. I = initial concentrations; C = change in concentrations; E = equilibrium concentrations

3.

	3O_2	\rightleftharpoons	2O_3
I	0.075		0
C	-3 x		+2 x
E	0.075-3 x		+2 x

5.

	CH_4	+	2O_2	\rightleftharpoons	CO_2	+	$2\text{H}_2\text{O}$
I	0.0060		0.055		0		0
C	-x		-2 x		+x		-
E	0.0060-x		.055-2 x		+x		-

7. $[\text{HCN}] = 0.364M$; $[\text{HNC}] = 1.64M$

9. $[\text{N}_2\text{O}_3] = 0.0017M$; $[\text{NO}] = [\text{NO}_2] = 0.0646M$

11. $[\text{H}_2\text{S}] = 0.836M$; $[\text{H}_2] = 0.046M$

Exercises (Some Special Types of Equilibria)

1. Explain the difference between the K_{eq} and the K_{sp} .

2. Explain the difference between the K_a and the K_b .
3. Write the balanced chemical equation that represents the equilibrium between $\text{HF}(\text{aq})$ as reactants and $\text{H}^+(\text{aq})$ and $\text{F}^-(\text{aq})$ as products.
4. Write the balanced chemical equation that represents the equilibrium between $\text{CaF}_2(\text{s})$ as reactants and $\text{Ca}^{2+}(\text{aq})$ and $\text{F}^-(\text{aq})$ as products.
5. Assuming that all species are dissolved in solution, write the K_{eq} expression for the chemical equation in Exercise 3.
6. Noting the phase labels, write the K_{sp} expression for the chemical equation in Exercise 4.
7. Determine the concentrations of all species in the ionization of 0.100M HClO_2 in H_2O . The K_a for HClO_2 is 1.1×10^{-2} .
8. Determine the concentrations of all species in the ionization of 0.0800M HCN in H_2O . The K_a for HCN is 6.2×10^{-10} .
9. Determine the pH of a 1.00M solution of HNO_2 . The K_a for HNO_2 is 5.6×10^{-4} .
10. Determine the pH of a 3.35M solution of $\text{HC}_2\text{H}_3\text{O}_2$. The K_a for $\text{HC}_2\text{H}_3\text{O}_2$ is 1.8×10^{-5} .
11. Write the chemical equations and K_a expressions for the stepwise dissociation of H_3PO_4 .
12. Write the chemical equations and K_a expressions for the stepwise dissociation of $\text{H}_3\text{C}_6\text{H}_5\text{O}_7$.
13. If the K_a for HNO_2 is 5.6×10^{-4} , what is the K_b for $\text{NO}_2^-(\text{aq})$?
14. If the K_a for HCN is 6.2×10^{-10} , what is the K_b for $\text{CN}^-(\text{aq})$?
15. What is $[\text{OH}^-]$ in a solution whose $[\text{H}^+]$ is $3.23 \times 10^{-6}\text{M}$?
16. What is $[\text{OH}^-]$ in a solution whose $[\text{H}^+]$ is $9.44 \times 10^{-11}\text{M}$?
17. What is $[\text{H}^+]$ in a solution whose $[\text{OH}^-]$ is $2.09 \times 10^{-2}\text{M}$?
18. What is $[\text{H}^+]$ in a solution whose $[\text{OH}^-]$ is $4.07 \times 10^{-7}\text{M}$?
19. Write the balanced chemical equation and the K_{sp} expression for the slight solubility of $\text{Mg}(\text{OH})_2(\text{s})$.
20. Write the balanced chemical equation and the K_{sp} expression for the slight solubility of $\text{Fe}_2(\text{SO}_4)_3(\text{s})$.
21. What are $[\text{Sr}^{2+}]$ and $[\text{SO}_4^{2-}]$ in a saturated solution of $\text{SrSO}_4(\text{s})$? The K_{sp} of $\text{SrSO}_4(\text{s})$ is 3.8×10^{-4} .
22. What are $[\text{Ba}^{2+}]$ and $[\text{F}^-]$ in a saturated solution of $\text{BaF}_2(\text{s})$? The K_{sp} of $\text{BaF}_2(\text{s})$ is 1.8×10^{-7} .
23. What are $[\text{Ca}^{2+}]$ and $[\text{OH}^-]$ in a saturated solution of $\text{Ca}(\text{OH})_2(\text{s})$? The K_{sp} of $\text{Ca}(\text{OH})_2(\text{s})$ is 5.0×10^{-6} .
24. What are $[\text{Pb}^{2+}]$ and $[\text{I}^-]$ in a saturated solution of PbI_2 ? The K_{sp} for PbI_2 is 9.8×10^{-9} .

Answers

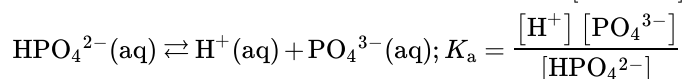
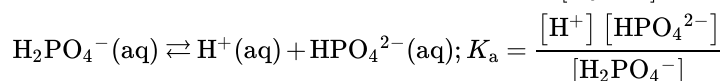
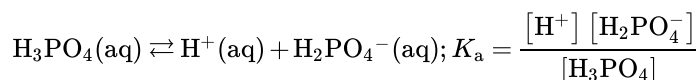
1. The K_{sp} is a special type of the K_{eq} and applies to compounds that are only slightly soluble.
3. $\text{HF}(\text{aq}) \rightleftharpoons \text{H}^+(\text{aq}) + \text{F}^-(\text{aq})$

$$5. K_{eq} = \frac{[H^+][F^-]}{[HF]}$$

$$7. [HClO_2] = 0.0719M; [H^+] = [ClO_2^-] = 0.0281M$$

$$9. 1.63$$

11.



$$13. 1.8 \times 10^{-11}$$

$$15. 3.10 \times 10^{-9}M$$

$$17. 4.78 \times 10^{-13}M$$



$$21. [Sr^{2+}] = [SO_4^{2-}] = 1.9 \times 10^{-2}M$$

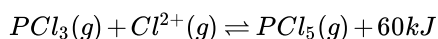
$$23. [Ca^{2+}] = 0.011M; [OH^-] = 0.022M$$

Additional Exercises

1. What is the relationship between the K_{sp} expressions for a chemical reaction and its reverse chemical reaction?

2. What is the relationship between the K_w value for H_2O and its reverse chemical reaction?

3. For the equilibrium



list four stresses that serve to increase the amount of PCl_5 .

4. For the equilibrium

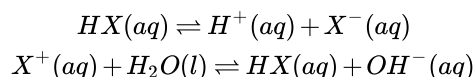


list four stresses that serve to increase the amount of NO_2 .

5. Does a very large K_{eq} favor the reactants or the products? Explain your answer.

6. Is the K_{eq} for reactions that favor reactants large or small? Explain your answer.

7. Show that $K_a \times K_b = K_w$ by determining the expressions for these two reactions and multiplying them together.



8. Is the conjugate base of a strong acid weak or strong? Explain your answer.

9. What is the solubility in moles per liter of AgCl? Use data from Table 13.7.2- Solubility Product Constants for Slightly Soluble Ionic Compounds.
10. What is the solubility in moles per liter of Ca(OH)₂? Use data from Table 13.7.2- Solubility Product Constants for Slightly Soluble Ionic Compounds.
11. Under what conditions is $K_{eq} = K_p$?
12. Under what conditions is $K_{eq} > K_p$ when the temperature is 298 K?
13. What is the pH of a saturated solution of Mg(OH)₂? Use data from Table 13.7.2- Solubility Product Constants for Slightly Soluble Ionic Compounds.
14. What are the pH and the pOH of a saturated solution of Fe(OH)₃? The K_{sp} of Fe(OH)₃ is 2.8×10^{-39} .
15. For a salt that has the general formula MX, an ICE chart shows that the K_{sp} is equal to x^2 , where x is the concentration of the cation. What is the appropriate formula for the K_{sp} of a salt that has a general formula of MX₂?
16. Referring to Exercise 15, what is the appropriate formula for the K_{sp} of a salt that has a general formula of M₂X₃ if the concentration of the cation is defined as $2x$, rather than x ?
17. Consider a saturated solution of PbBr₂(s). If $[Pb^{2+}]$ is 1.33×10^{-5} M, find each of the following.
 - a. $[Br^-]$
 - b. the K_{sp} of PbBr₂(s)
18. Consider a saturated solution of Pb₃(PO₄)₂(s). If $[Pb^{2+}]$ is 7.34×10^{-14} M, find each of the following.
 - a. $[PO_4^{3-}]$
 - b. the K_{sp} of Pb₃(PO₄)₂(s)

Answers

1. They are reciprocals of each other.
3. increase the pressure; decrease the temperature; add PCl₃; add Cl₂; remove PCl₅
5. favor products because the numerator of the ratio for the K_{eq} is larger than the denominator
9. 1.3×10^{-5} mol/L
11. $K_{eq} = K_p$ when the number of moles of gas on both sides of the reaction is the same.
13. 10.35
15. $4x^3$
17. a. 2.66×10^{-5} M
b. 9.41×10^{-15}

This page titled [13.7: End-of-Chapter Material](#) is shared under a [CC BY-NC-SA 3.0](#) license and was authored, remixed, and/or curated by [Theodore Chan](#) via [source content](#) that was edited to the style and standards of the LibreTexts platform.

- [13.7: End-of-Chapter Material](#) by Anonymous is licensed [CC BY-NC-SA 3.0](#). Original source: <https://2012books.lardbucket.org/books/beginning-chemistry>.

CHAPTER OVERVIEW

14: Acids and Bases

Acids and bases are important classes of chemical compounds. They are part of the foods and beverages we ingest, they are present in medicines and other consumer products, and they are prevalent in the world around us. In this chapter, we will focus on acids and bases and their chemistry.

[14.1: Introduction](#)

[14.2: Arrhenius Acids and Bases](#)

[14.3: Brønsted-Lowry Acids and Bases](#)

[14.4: Neutralization Reactions](#)

[14.5: Acid-Base Titrations](#)

[14.6: Strong and Weak Acids and Bases and their Salts](#)

[14.7: Autoionization of Water](#)

[14.8: The pH Scale](#)

[14.9: Buffers](#)

[14.E: Acids and Bases \(Exercises\)](#)

This page titled [14: Acids and Bases](#) is shared under a [CC BY-NC-SA 3.0](#) license and was authored, remixed, and/or curated by [Theodore Chan](#) via [source content](#) that was edited to the style and standards of the LibreTexts platform.

14.1: Introduction

Formerly there were rather campy science-fiction television shows in which the hero was always being threatened with death by being plunged into a vat of boiling acid: "Mwa ha ha, Buck Rogers [or whatever the hero's name was], prepare to meet your doom by being dropped into a vat of boiling acid!" (The hero always escapes, of course.) This may have been interesting drama, but not very good chemistry. If the villain knew his/her/its science, the hero would have been dropped into a vat of boiling base.

Recall that the active component of a classic acid is the H^+ ion, while the active part of a classic base is the OH^- ion. Both ions are related to water in that all H^+ ion needs to become a water molecule is an OH^- ion, while all an OH^- ion needs to become water is an H^+ ion. Consider the relative masses involved: an ion of mass 1 needs an ion of mass 17 to make water, while an ion of mass 17 needs an ion of mass 1 to make water. Which process do you think will be easier?

In fact, bases are more potentially dangerous than acids because it is much easier for an OH^- ion to rip off an H^+ ion from surrounding matter than it is for an H^+ ion to rip off an OH^- ion. Certain household chemicals, such as some brands of cleaner, can be very concentrated bases, which makes them among the most potentially hazardous substances found around the home. If spilled on the skin, these strong caustic compounds can immediately remove H^+ ions from the flesh, resulting in chemical burns. Compare this to the fact that we occasionally purposefully ingest substances such as citrus fruits, vinegar, and wine—all of which contain acids. (Of course, some parts of the body, such as the eyes, are extremely sensitive to acids as well as bases.) It seems that our bodies are more capable of dealing with acids than with bases.



Figure 14.1.1 Household chemicals © Thinkstock. On the left is a common acid, and on the right is a common base. Which one is more potentially hazardous?

A note to all of the villains out there...get your chemistry right if you want to be successful!

This page titled [14.1: Introduction](#) is shared under a [CC BY-NC-SA 3.0](#) license and was authored, remixed, and/or curated by [Theodore Chan](#) via [source content](#) that was edited to the style and standards of the LibreTexts platform.

- [12.1: Introduction](#) by Anonymous is licensed [CC BY-NC-SA 3.0](#). Original source: <https://2012books.lardbucket.org/books/beginning-chemistry>.

14.2: Arrhenius Acids and Bases

Learning Objective

- Identify an Arrhenius acid and an Arrhenius base.
- Write the chemical reaction between an Arrhenius acid and an Arrhenius base.

Historically, the first chemical definition of an acid and a base was put forward by Svante Arrhenius, a Swedish chemist, in 1884. An **Arrhenius acid** is a compound that increases the H^+ ion concentration in an aqueous solution. The H^+ ion is just a bare proton, and it is rather clear that bare protons are not floating around in an aqueous solution. Instead, chemistry has defined the **hydronium ion** (H_3O^+) as the actual chemical species that represents an H^+ ion. H^+ ions and H_3O^+ ions are often considered interchangeable when writing chemical equations (although a properly balanced chemical equation should also include the additional H_2O). Classic Arrhenius acids can be considered ionic compounds in which H^+ is the cation. Table 14.2.1 lists some Arrhenius acids and their names.

Table 14.2.1 Some Arrhenius Acids

Formula	Name
$\text{HC}_2\text{H}_3\text{O}_2$ (also written CH_3COOH)	acetic acid
HClO_3	chloric acid
HCl	hydrochloric acid
HBr	hydrobromic acid
HI	hydriodic acid
HF	hydrofluoric acid
HNO_3	nitric acid
$\text{H}_2\text{C}_2\text{O}_4$	oxalic acid
HClO_4	perchloric acid
H_3PO_4	phosphoric acid
H_2SO_4	sulfuric acid
H_2SO_3	sulfurous acid

An **Arrhenius base** is a compound that increases the OH^- ion concentration in aqueous solution. Ionic compounds of the OH^- ion are classic Arrhenius bases.

✓ Example 14.2.1

Identify each compound as an Arrhenius acid, an Arrhenius base, or neither.

- HNO_3
- CH_3OH
- $\text{Mg}(\text{OH})_2$

Solution

- This compound is an ionic compound between H^+ ions and NO_3^- ions, so it is an Arrhenius acid.
- Although this formula has an OH in it, we do not recognize the remaining part of the molecule as a cation. It is neither an acid nor a base. (In fact, it is the formula for methanol, an organic compound.)
- This formula also has an OH in it, but this time we recognize that the magnesium is present as Mg^{2+} cations. As such, this is an ionic compound of the OH^- ion and is an Arrhenius base.

? Exercise 14.2.1

Identify each compound as an Arrhenius acid, an Arrhenius base, or neither.

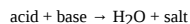
- KOH
- H_2SO_4
- C_2H_6

Answer

- Arrhenius base
- Arrhenius acid
- neither

Acids have some properties in common. They turn litmus, a plant extract, red. They react with some metals to give off H_2 gas. They react with carbonate and hydrogen carbonate salts to give off CO_2 gas. Acids that are ingested typically have a sour, sharp taste. (The name *acid* comes from the Latin word *acidus*, meaning "sour.") Bases also have some properties in common. They are slippery to the touch, turn litmus blue, and have a bitter flavor if ingested.

Acids and bases have another property: they react with each other to make water and an ionic compound called a salt. A **salt**, in chemistry, is any ionic compound made by combining an acid with a base. A reaction between an acid and a base is called a **neutralization reaction** and can be represented as:



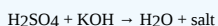
The stoichiometry of the balanced chemical equation depends on the number of H^+ ions in the acid and the number of OH^- ions in the base.

✓ Example 14.2.2

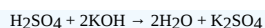
Write the balanced chemical equation for the neutralization reaction between H_2SO_4 and KOH . What is the name of the salt that is formed?

Solution

The general reaction is as follows:



Because the acid has two H^+ ions in its formula, we need two OH^- ions to react with it, making two H_2O molecules as product. The remaining ions, K^+ and SO_4^{2-} , make the salt potassium sulfate (K_2SO_4). The balanced chemical reaction is as follows:



? Exercise 14.2.2

Write the balanced chemical equation for the neutralization reaction between HCl and $\text{Mg}(\text{OH})_2$. What is the name of the salt that is formed?

Answer

$2\text{HCl} + \text{Mg}(\text{OH})_2 \rightarrow 2\text{H}_2\text{O} + \text{MgCl}_2$; magnesium chloride

Key Takeaways

- An Arrhenius acid is a compound that increases the H^+ ion concentration in aqueous solution.
- An Arrhenius base is a compound that increases the OH^- ion concentration in aqueous solution.
- The reaction between an Arrhenius acid and an Arrhenius base is called neutralization and results in the formation of water and a salt.

This page titled [14.2: Arrhenius Acids and Bases](#) is shared under a [CC BY-NC-SA 3.0](#) license and was authored, remixed, and/or curated by [Theodore Chan](#) via [source content](#) that was edited to the style and standards of the LibreTexts platform.

- [12.2: Arrhenius Acids and Bases](#) by Anonymous is licensed [CC BY-NC-SA 3.0](#). Original source: <https://2012books.lardbucket.org/books/beginning-chemistry>.



14.3: Brønsted-Lowry Acids and Bases

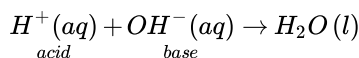
Learning Objectives

- Identify a Brønsted-Lowry acid and a Brønsted-Lowry base.
- Identify conjugate acid-base pairs in an acid-base reaction.

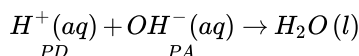
The Arrhenius definition of acid and base is limited to aqueous (that is, water) solutions. Although this is useful because water is a common solvent, it is limited to the relationship between the H^+ ion and the OH^- ion. What would be useful is a general definition more applicable to other chemical reactions and, importantly, independent of H_2O .

In 1923, Danish chemist Johannes Brønsted and English chemist Thomas Lowry independently proposed new definitions for acids and bases, ones that focus on proton transfer. A **Brønsted-Lowry acid** is any species that can donate a proton (H^+) to another molecule. A **Brønsted-Lowry base** is any species that can accept a proton from another molecule. In short, a Brønsted-Lowry acid is a proton donor (PD), while a Brønsted-Lowry base is a proton acceptor (PA).

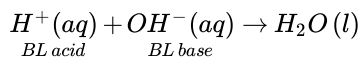
It is easy to see that the Brønsted-Lowry definition covers the Arrhenius definition of acids and bases. Consider the prototypical Arrhenius acid-base reaction:



Acid species and base species are marked. The proton, however, is (by definition) a proton donor (labeled PD), while the OH^- ion is acting as the proton acceptor (labeled PA):

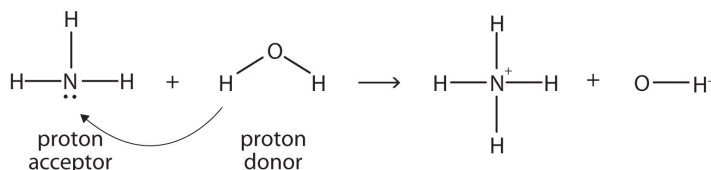


The proton donor is a Brønsted-Lowry acid, and the proton acceptor is the Brønsted-Lowry base:



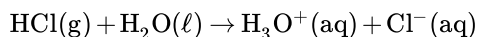
Thus H^+ is an acid by both definitions, and OH^- is a base by both definitions.

Ammonia (NH_3) is a base even though it does not contain OH^- ions in its formula. Instead, it generates OH^- ions as the product of a proton-transfer reaction with H_2O molecules; NH_3 acts like a Brønsted-Lowry base, and H_2O acts like a Brønsted-Lowry acid:



A reaction with water is called **hydrolysis**; we say that NH_3 hydrolyzes to make NH_4^+ ions and OH^- ions.

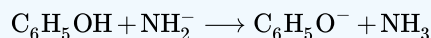
Even the dissolving of an Arrhenius acid in water can be considered a Brønsted-Lowry acid-base reaction. Consider the process of dissolving $HCl(g)$ in water to make an aqueous solution of hydrochloric acid. The process can be written as follows:



$HCl(g)$ is the proton donor and therefore a Brønsted-Lowry acid, while H_2O is the proton acceptor and a Brønsted-Lowry base. These two examples show that H_2O can act as both a proton donor and a proton acceptor, depending on what other substance is in the chemical reaction. A substance that can act as a proton donor or a proton acceptor is called **amphiprotic**. Water is probably the most common amphiprotic substance we will encounter, but other substances are also amphiprotic.

✓ Example 14.3.1

Identify the Brønsted-Lowry acid and the Brønsted-Lowry base in this chemical equation.



Solution

The $\text{C}_6\text{H}_5\text{OH}$ molecule is losing an H^+ ; it is the proton donor and the Brønsted-Lowry acid. The NH_2^- ion (called the amide ion) is accepting the H^+ ion to become NH_3 , so it is the Brønsted-Lowry base.

? Exercise 14.3.1: Aluminum Ions in Solution

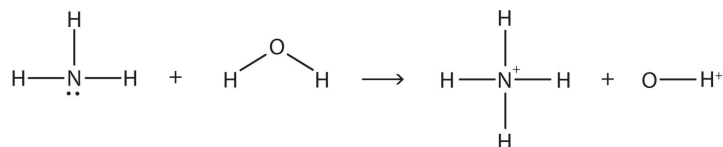
Identify the Brønsted-Lowry acid and the Brønsted-Lowry base in this chemical equation.



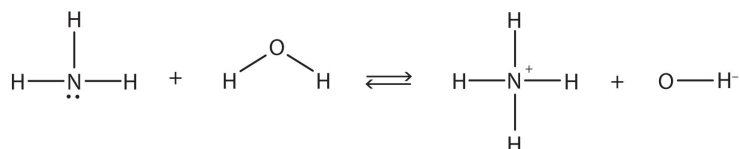
Answer

Brønsted-Lowry acid: $\text{Al}(\text{H}_2\text{O})_6^{3+}$; Brønsted-Lowry base: H_2O

In the reaction between NH_3 and H_2O ,



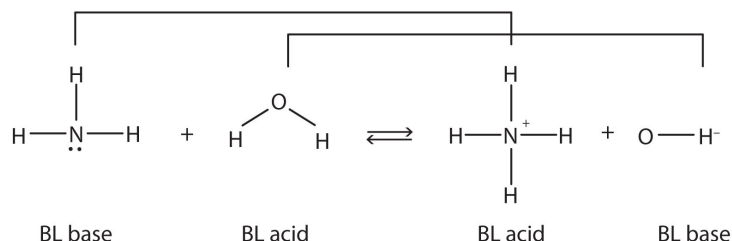
the chemical reaction does not go to completion; rather, the reverse process occurs as well, and eventually the two processes cancel out any additional change. At this point, we say the chemical reaction is at *equilibrium*. Both processes still occur, but any net change by one process is countered by the same net change of the other process; it is a *dynamic*, rather than a *static*, equilibrium. Because both reactions are occurring, it makes sense to use a double arrow instead of a single arrow:



What do you notice about the reverse reaction? The NH_4^+ ion is donating a proton to the OH^- ion, which is accepting it. This means that the NH_4^+ ion is acting as the proton donor, or Brønsted-Lowry acid, while the OH^- ion, the proton acceptor, is acting as a Brønsted-Lowry base. The reverse reaction is also a Brønsted-Lowry acid base reaction:

BL bases. NH_4^+ and H_2O are the BL acids. It-chem-64081" style="width: 750px; height: 173px;" width="750px" height="173px" src="/@api/deki/files/92035/3765cabac9591a0fb3dd5878f56075e2.jpg" data-quail-id="174">

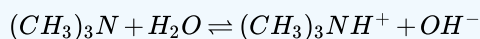
This means that both reactions are acid-base reactions by the Brønsted-Lowry definition. If you consider the species in this chemical reaction, two sets of similar species exist on both sides. Within each set, the two species differ by a proton in their formulas, and one member of the set is a Brønsted-Lowry acid, while the other member is a Brønsted-Lowry base. These sets are marked here:



The two sets— $\text{NH}_3/\text{NH}_4^+$ and $\text{H}_2\text{O}/\text{OH}^-$ —are called **conjugate acid-base pairs**. We say that NH_4^+ is the conjugate acid of NH_3 , OH^- is the conjugate base of H_2O , and so forth. Every Brønsted-Lowry acid-base reaction can be labeled with two conjugate acid-base pairs.

✓ Example 14.3.2

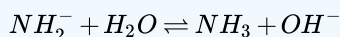
Identify the conjugate acid-base pairs in this equilibrium.

**Solution**

One pair is H_2O and OH^- , where H_2O has one more H^+ and is the conjugate acid, while OH^- has one less H^+ and is the conjugate base. The other pair consists of $(\text{CH}_3)_3\text{N}$ and $(\text{CH}_3)_3\text{NH}^+$, where $(\text{CH}_3)_3\text{NH}^+$ is the conjugate acid (it has an additional proton) and $(\text{CH}_3)_3\text{N}$ is the conjugate base.

? Exercise 14.3.2

Identify the conjugate acid-base pairs in this equilibrium.

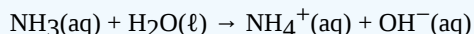
**Answer**

H_2O (acid) and OH^- (base); NH_2^- (base) and NH_3 (acid)

✓ Chemistry is Everywhere: Household Acids and Bases

Many household products are acids or bases. For example, the owner of a swimming pool may use muriatic acid to clean the pool. Muriatic acid is another name for $\text{HCl}(\text{aq})$. In Section 4.6, vinegar was mentioned as a dilute solution of acetic acid [$\text{HC}_2\text{H}_3\text{O}_2(\text{aq})$]. In a medicine chest, one may find a bottle of vitamin C tablets; the chemical name of vitamin C is ascorbic acid ($\text{HC}_6\text{H}_7\text{O}_6$).

One of the more familiar household bases is NH_3 , which is found in numerous cleaning products. NH_3 is a base because it increases the OH^- ion concentration by reacting with H_2O :



Many soaps are also slightly basic because they contain compounds that act as Brønsted-Lowry bases, accepting protons from H_2O and forming excess OH^- ions. This is one explanation for why soap solutions are slippery.

Perhaps the most dangerous household chemical is the lye-based drain cleaner. Lye is a common name for NaOH , although it is also used as a synonym for KOH . Lye is an extremely caustic chemical that can react with grease, hair, food particles, and other substances that may build up and clog a water pipe. Unfortunately, lye can also attack body tissues and other substances in our bodies. Thus when we use lye-based drain cleaners, we must be very careful not to touch any of the solid drain cleaner or spill the water it was poured into. Safer, non-lye drain cleaners (like the one in the accompanying figure) use peroxide compounds to react on the materials in the clog and clear the drain.



Figure 14.3.1 Drain Cleaners. Drain cleaners can be made from a reactive material that is less caustic than a base. Source: Photo used by permission of Citrasolv, LLC.

Key Takeaways

- A Brønsted-Lowry acid is a proton donor; a Brønsted-Lowry base is a proton acceptor.
- Acid-base reactions include two sets of conjugate acid-base pairs.

This page titled [14.3: Brønsted-Lowry Acids and Bases](#) is shared under a [CC BY-NC-SA 3.0](#) license and was authored, remixed, and/or curated by [Theodore Chan](#) via [source content](#) that was edited to the style and standards of the LibreTexts platform.

- [12.3: Brønsted-Lowry Acids and Bases](#) by Anonymous is licensed [CC BY-NC-SA 3.0](#). Original source: <https://2012books.lardbucket.org/books/beginning-chemistry>.



14.4: Neutralization Reactions

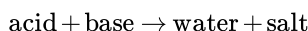
Learning Objectives

- Identify an acid and a base.
- Identify a neutralization reaction and predict its products.

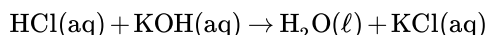
In Chapter 3, we defined an acid as an ionic compound that contains H^+ as the cation. This is slightly incorrect, but until additional concepts were developed, a better definition needed to wait. Now we can redefine an acid: an **acid** is any compound that increases the amount of hydrogen ion (H^+) in an aqueous solution. The chemical opposite of an acid is a base. The equivalent definition of a base is that a **base** is a compound that increases the amount of hydroxide ion (OH^-) in an aqueous solution. These original definitions were proposed by Arrhenius (the same person who proposed ion dissociation) in 1884, so they are referred to as the **Arrhenius definition** of an acid and a base, respectively.

You may recognize that, based on the description of a hydrogen atom, an H^+ ion is a hydrogen atom that has lost its lone electron; that is, H^+ is simply a proton. Do we really have bare protons moving about in aqueous solution? No. What is more likely is that the H^+ ion has attached itself to one (or more) water molecule(s). To represent this chemically, we define the **hydronium ion** as H_3O^+ , which represents an additional proton attached to a water molecule. We use the hydronium ion as the more logical way that a hydrogen ion appears in an aqueous solution, although in many chemical reactions H^+ and H_3O^+ are treated equivalently.

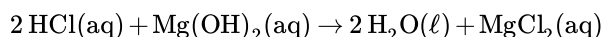
The reaction of an acid and a base is called a **neutralization reaction**. Although acids and bases have their own unique chemistries, the acid and base cancel each other's chemistry to produce a rather innocuous substance—water. In fact, the general reaction between an acid and a base is:



where the term **salt** is generally used to define any ionic compound (soluble or insoluble) that is formed from a reaction between an acid and a base. (In chemistry, the word *salt* refers to more than just table salt.) For example, the balanced chemical equation for the reaction between $\text{HCl}(\text{aq})$ and $\text{KOH}(\text{aq})$ is



where the salt is KCl. By counting the number of atoms of each element, we find that only one water molecule is formed as a product. However, in the reaction between $\text{HCl}(\text{aq})$ and $\text{Mg}(\text{OH})_2(\text{aq})$, additional molecules of HCl and H_2O are required to balance the chemical equation:



Here, the salt is MgCl_2 . (This is one of several reactions that take place when a type of antacid—a base—is used to treat stomach acid.)

✓ Example 14.4.1

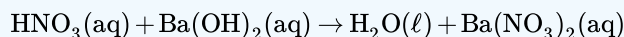
Write the neutralization reactions between each acid and base.

- $\text{HNO}_3(\text{aq})$ and $\text{Ba}(\text{OH})_2(\text{aq})$
- $\text{H}_3\text{PO}_4(\text{aq})$ and $\text{Ca}(\text{OH})_2(\text{aq})$

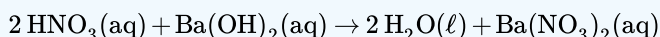
Solution

First, we will write the chemical equation with the formulas of the reactants and the expected products; then we will balance the equation.

- The expected products are water and barium nitrate, so the initial chemical reaction is

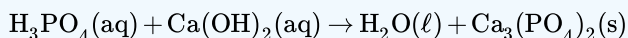


To balance the equation, we need to realize that there will be two H_2O molecules, so two HNO_3 molecules are required:

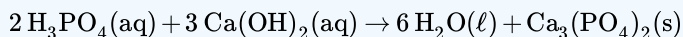


This chemical equation is now balanced.

b. The expected products are water and calcium phosphate, so the initial chemical equation is



According to the solubility rules, $\text{Ca}_3(\text{PO}_4)_2$ is insoluble, so it has an (s) phase label. To balance this equation, we need two phosphate ions and three calcium ions. We end up with six water molecules to balance the equation:

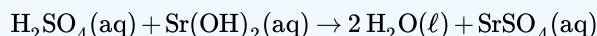


This chemical equation is now balanced.

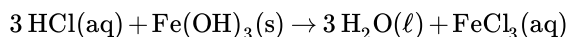
? Exercise 14.4.1

Write the neutralization reaction between $\text{H}_2\text{SO}_4(\text{aq})$ and $\text{Sr}(\text{OH})_2(\text{aq})$.

Answer

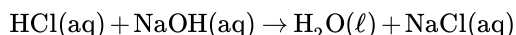


Neutralization reactions are one type of chemical reaction that proceeds even if one reactant is not in the aqueous phase. For example, the chemical reaction between $\text{HCl}(\text{aq})$ and $\text{Fe}(\text{OH})_3(\text{s})$ still proceeds according to the equation:

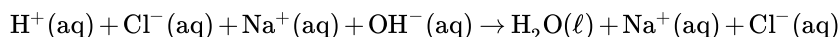


even though $\text{Fe}(\text{OH})_3$ is not soluble. When one realizes that $\text{Fe}(\text{OH})_3(\text{s})$ is a component of rust, this explains why some cleaning solutions for rust stains contain acids—the neutralization reaction produces products that are soluble and wash away. (Washing with acids like HCl is one way to remove rust and rust stains, but HCl must be used with caution!)

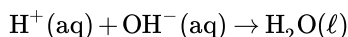
Complete and net ionic reactions for neutralization reactions will depend on whether the reactants and products are soluble, even if the acid and base react. For example, in the reaction of $\text{HCl}(\text{aq})$ and $\text{NaOH}(\text{aq})$,



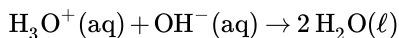
the complete ionic reaction is



The $\text{Na}^+(\text{aq})$ and $\text{Cl}^-(\text{aq})$ ions are spectator ions, so we can remove them to have

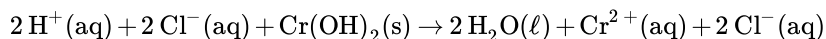


as the net ionic equation. If we wanted to write this in terms of the hydronium ion, $\text{H}_3\text{O}^+(\text{aq})$, we would write it as

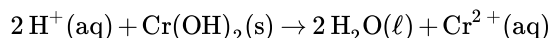


With the exception of the introduction of an extra water molecule, these two net ionic equations are equivalent.

However, for the reaction between $\text{HCl}(\text{aq})$ and $\text{Cr}(\text{OH})_2(\text{s})$, because chromium(II) hydroxide is insoluble, we cannot separate it into ions for the complete ionic equation:



The chloride ions are the only spectator ions here, so the net ionic equation is

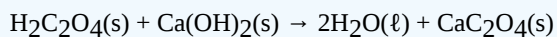


✓ Example 14.4.2

Oxalic acid, $\text{H}_2\text{C}_2\text{O}_4(\text{s})$, and $\text{Ca}(\text{OH})_2(\text{s})$ react very slowly. What is the net ionic equation between these two substances if the salt formed is insoluble? (The anion in oxalic acid is the oxalate ion, $\text{C}_2\text{O}_4^{2-}$.)

Solution

The products of the neutralization reaction will be water and calcium oxalate:

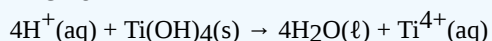


Because nothing is dissolved, there are no substances to separate into ions, so the net ionic equation is the equation of the three solids and one liquid.

? Exercise 14.4.2

What is the net ionic equation between $\text{HNO}_3(\text{aq})$ and $\text{Ti}(\text{OH})_4(\text{s})$?

Answer



Key Takeaways

- The Arrhenius definition of an acid is a substance that increases the amount of H^+ in an aqueous solution.
- The Arrhenius definition of a base is a substance that increases the amount of OH^- in an aqueous solution.
- Neutralization is the reaction of an acid and a base, which forms water and a salt.
- Net ionic equations for neutralization reactions may include solid acids, solid bases, solid salts, and water.

This page titled [14.4: Neutralization Reactions](#) is shared under a [CC BY-NC-SA 3.0](#) license and was authored, remixed, and/or curated by [Theodore Chan](#) via [source content](#) that was edited to the style and standards of the LibreTexts platform.

- [4.6: Neutralization Reactions](#) by Anonymous is licensed [CC BY-NC-SA 3.0](#). Original source: <https://2012books.lardbucket.org/books/beginning-chemistry>.

14.5: Acid-Base Titrations

Learning Objectives

- Describe a titration experiment.
- Explain what an indicator does.
- Perform a titration calculation correctly.

The reaction of an acid with a base to make a salt and water is a common reaction in the laboratory, partly because many compounds can act as acids or bases. Another reason that acid-base reactions are so prevalent is because they are often used to determine quantitative amounts of one or the other. Performing chemical reactions quantitatively to determine the exact amount of a reagent is called a **titration**. A titration can be performed with almost any chemical reaction for which the balanced chemical equation is known. Here, we will consider titrations that involve acid-base reactions.

In a titration, one reagent has a known concentration or amount, while the other reagent has an unknown concentration or amount. Typically, the known reagent (the **titrant**) is added to the unknown quantity and is dissolved in solution. The unknown amount of substance (the **analyte**) may or may not be dissolved in solution (but usually is). The titrant is added to the analyte using a precisely calibrated volumetric delivery tube called a burette (also spelled buret; see Figure 14.5.1). The burette has markings to determine how much volume of solution has been added to the analyte. When the reaction is complete, it is said to be at the **equivalence point**; the number of moles of titrant can be calculated from the concentration and the volume, and the balanced chemical equation can be used to determine the number of moles (and then concentration or mass) of the unknown reactant.

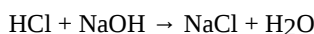


Figure 14.5.1 Equipment for Titrations. A burette is a type of liquid dispensing system that can accurately indicate the volume of liquid dispensed.

For example, suppose 25.66 mL (or 0.02566 L) of 0.1078 M HCl was used to titrate an unknown sample of NaOH. What mass of NaOH was in the sample? We can calculate the number of moles of HCl reacted:

$$\# \text{ mol HCl} = (0.02566 \text{ L})(0.1078 \text{ M}) = 0.002766 \text{ mol HCl}$$

We also have the balanced chemical reaction between HCl and NaOH:



So we can construct a conversion factor to convert to number of moles of NaOH reacted:

$$0.002766 \text{ mol } \cancel{\text{HCl}} \times \frac{1 \text{ mol NaOH}}{1 \text{ mol } \cancel{\text{HCl}}} = 0.002766 \text{ mol NaOH}$$

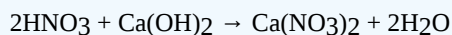
Then we convert this amount to mass, using the molar mass of NaOH (40.00 g/mol):

$$0.002766 \text{ mol } \cancel{\text{HCl}} \times \frac{40.00 \text{ g NaOH}}{1 \text{ mol } \cancel{\text{HCl}}} = 0.1106 \text{ g NaOH}$$

This type of calculation is performed as part of a titration.

✓ Example 14.5.1

What mass of Ca(OH)_2 is present in a sample if it is titrated to its equivalence point with 44.02 mL of 0.0885 M HNO_3 ? The balanced chemical equation is as follows:



Solution

In liters, the volume is 0.04402 L. We calculate the number of moles of titrant:

$$\# \text{ moles HNO}_3 = (0.04402 \text{ L})(0.0885 \text{ M}) = 0.00390 \text{ mol HNO}_3$$

Using the balanced chemical equation, we can determine the number of moles of Ca(OH)_2 present in the analyte:

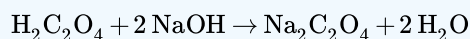
$$0.00390 \text{ mol } \cancel{\text{HNO}_3} \times \frac{1 \text{ mol } \text{Ca(OH)}_2}{2 \text{ mol } \cancel{\text{HNO}_3}} = 0.00195 \text{ mol } \text{Ca(OH)}_2$$

Then we convert this to a mass using the molar mass of Ca(OH)_2 :

$$0.00195 \text{ mol } \cancel{\text{Ca(OH)}_2} \times \frac{74.1 \text{ g } \text{Ca(OH)}_2}{\text{mol } \cancel{\text{Ca(OH)}_2}} = 0.144 \text{ g } \text{Ca(OH)}_2$$

? Exercise 14.5.1

What mass of $\text{H}_2\text{C}_2\text{O}_4$ is present in a sample if it is titrated to its equivalence point with 18.09 mL of 0.2235 M NaOH? The balanced chemical reaction is as follows:



Answer

0.182 g

How does one know if a reaction is at its equivalence point? Usually, the person performing the titration adds a small amount of an **indicator**, a substance that changes color depending on the acidity or basicity of the solution. Because different indicators change colors at different levels of acidity, choosing the correct one is important in performing an accurate titration.

Summary

A titration is the quantitative reaction of an acid and a base. Indicators are used to show that all of the analyte has reacted with the titrant.

This page titled [14.5: Acid-Base Titrations](#) is shared under a [CC BY-NC-SA 3.0](#) license and was authored, remixed, and/or curated by [Theodore Chan](#) via [source content](#) that was edited to the style and standards of the LibreTexts platform.

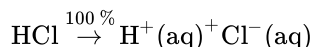
- **12.4: Acid-Base Titrations** by Anonymous is licensed [CC BY-NC-SA 3.0](#). Original source: <https://2012books.lardbucket.org/books/beginning-chemistry>.

14.6: Strong and Weak Acids and Bases and their Salts

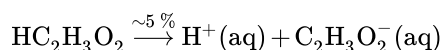
Learning Objectives

- Define a strong and a weak acid and base.
- Recognize an acid or a base as strong or weak.
- Determine if a salt produces an acidic or a basic solution.

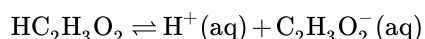
Except for their names and formulas, so far we have treated all acids as equals, especially in a chemical reaction. However, acids can be very different in a very important way. Consider HCl(aq) . When HCl is dissolved in H_2O , it completely dissociates into $\text{H}^+(\text{aq})$ and $\text{Cl}^-(\text{aq})$ ions; all the HCl molecules become ions:



Any acid that dissociates 100% into ions is called a **strong acid**. If it does not dissociate 100%, it is a **weak acid**. Acetic acid ($\text{HC}_2\text{H}_3\text{O}_2$) is an example of a weak acid:



Because this reaction does not go 100% to completion, it is more appropriate to write it as a reversible reaction:



As it turns out, there are very few strong acids, which are given in Table 14.6.1. If an acid is not listed here, it is a weak acid. It may be 1% ionized or 99% ionized, but it is still classified as a weak acid.

Table 14.6.1: Strong Acids and Bases

Acids	Bases
HCl	LiOH
HBr	NaOH
HI	KOH
HNO_3	RbOH
H_2SO_4	CsOH
HClO_3	Mg(OH)_2
HClO_4	Ca(OH)_2
	Sr(OH)_2
	Ba(OH)_2

The issue is similar with bases: a **strong base** is a base that is 100% ionized in solution. If it is less than 100% ionized in solution, it is a **weak base**. There are very few strong bases (Table 14.6.1); any base not listed is a weak base. All strong bases are OH^- compounds. So a base dependent on some other mechanism, such as NH_3 (which does not contain OH^- ions as part of its formula), will be a weak base.

✓ Example 14.6.1

Identify each acid or base as strong or weak.

- HCl
- Mg(OH)_2
- $\text{C}_5\text{H}_5\text{N}$

Solution

- a. Because HCl is listed in Table 14.6.1, it is a strong acid.
- b. Because $\text{Mg}(\text{OH})_2$ is listed in Table 14.6.1, it is a strong base.
- c. The nitrogen in $\text{C}_5\text{H}_5\text{N}$ would act as a proton acceptor and therefore can be considered a base, but because it does not contain an OH compound, it cannot be considered a strong base; it is a weak base.

? Exercise 14.6.1

Identify each acid or base as strong or weak.

- a. RbOH
- b. HNO_2

Answer a

strong base

Answer b

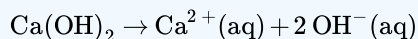
weak acid

✓ Example 14.6.2

Write the balanced chemical equation for the dissociation of $\text{Ca}(\text{OH})_2$ and indicate whether it proceeds 100% to products or not.

Solution

This is an ionic compound of Ca^{2+} ions and OH^- ions. When an ionic compound dissolves, it separates into its constituent ions:



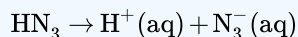
Because $\text{Ca}(\text{OH})_2$ is listed in Table 14.6.1, this reaction proceeds 100% to products.

? Exercise 14.6.2

Write the balanced chemical equation for the dissociation of hydrazoic acid (HN_3) and indicate whether it proceeds 100% to products or not.

Answer

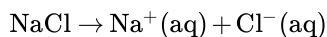
The reaction is as follows:



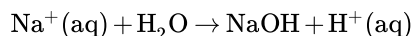
It does not proceed 100% to products because hydrazoic acid is not a strong acid.

Certain salts will also affect the acidity or basicity of aqueous solutions because some of the ions will undergo hydrolysis, just like NH_3 does, to make a basic solution. The general rule is that salts with ions that are part of strong acids or bases will not hydrolyze, while salts with ions that are part of weak acids or bases will hydrolyze.

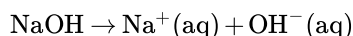
Consider NaCl . When it dissolves in an aqueous solution, it separates into Na^+ ions and Cl^- ions:



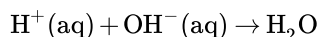
Will the $\text{Na}^+(\text{aq})$ ion hydrolyze? If it does, it will interact with the OH^- ion to make NaOH :



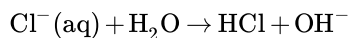
However, NaOH is a strong base, which means that it is 100% ionized in solution:



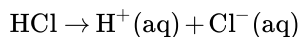
The free $\text{OH}^-(\text{aq})$ ion reacts with the $\text{H}^+(\text{aq})$ ion to remake a water molecule:



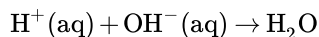
The net result? There is no change, so there is no effect on the acidity or basicity of the solution from the $\text{Na}^+(\text{aq})$ ion. What about the Cl^- ion? Will it hydrolyze? If it does, it will take an H^+ ion from a water molecule:



However, HCl is a strong acid, which means that it is 100% ionized in solution:

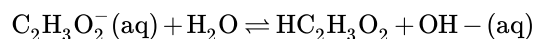


The free $\text{H}^+(\text{aq})$ ion reacts with the $\text{OH}^-(\text{aq})$ ion to remake a water molecule:



The net result? There is no change, so there is no effect on the acidity or basicity of the solution from the $\text{Cl}^-(\text{aq})$ ion. Because neither ion in NaCl affects the acidity or basicity of the solution, NaCl is an example of a neutral salt. A neutral salt is any ionic compound that does not affect the acidity or basicity of its aqueous solution.

Things change, however, when we consider a salt like $\text{NaC}_2\text{H}_3\text{O}_2$. We already know that the Na^+ ion won't affect the acidity of the solution. What about the acetate ion? If it hydrolyzes, it will take an H^+ from a water molecule:



Does this happen? Yes, it does. Why? *Because $\text{HC}_2\text{H}_3\text{O}_2$ is a weak acid.* Any chance a weak acid has to form, it will (the same with a weak base). As some $\text{C}_2\text{H}_3\text{O}_2^-$ ions hydrolyze with H_2O to make the molecular weak acid, OH^- ions are produced. OH^- ions make solutions basic. Thus $\text{NaC}_2\text{H}_3\text{O}_2$ solutions are slightly basic, so such a salt is called a **basic salt**.

There are also salts whose aqueous solutions are slightly acidic. NH_4Cl is an example. When NH_4Cl is dissolved in H_2O , it separates into NH_4^+ ions and Cl^- ions. We have already seen that the Cl^- ion does not hydrolyze. However, the NH_4^+ ion will:



Recall from Section 12.2, that H_3O^+ ion is the hydronium ion, the more chemically proper way to represent the H^+ ion. This is the classic acid species in solution, so a solution of $\text{NH}_4^+(\text{aq})$ ions is slightly acidic. NH_4Cl is an example of an **acid salt**. The molecule NH_3 is a weak base, and it will form when it can, just like a weak acid will form when it can.

So there are two general rules:

1. If an ion derives from a strong acid or base, it will not affect the acidity of the solution.
2. If an ion derives from a weak acid, it will make the solution basic; if an ion derives from a weak base, it will make the solution acidic.

✓ Example 14.6.3

Identify each salt as acidic, basic, or neutral.

- a. KCl
- b. KNO_2
- c. NH_4Br

Solution

- a. The ions from KCl derive from a strong acid (HCl) and a strong base (KOH). Therefore, neither ion will affect the acidity of the solution, so KCl is a neutral salt.
- b. Although the K^+ ion derives from a strong base (KOH), the NO_2^- ion derives from a weak acid (HNO_2). Therefore the solution will be basic, and KNO_2 is a basic salt.
- c. Although the Br^- ions derive from a strong acid (HBr), the NH_4^+ ion derives from a weak base (NH_3), so the solution will be acidic, and NH_4Br is an acidic salt.

? Exercise 14.6.3

Identify each salt as acidic, basic, or neutral.

A. $(\text{C}_5\text{H}_5\text{NH})\text{Cl}$

B. Na_2SO_3

Answer a

acidic

Answer b

basic

Some salts are composed of ions that come from both weak acids and weak bases. The overall effect on an aqueous solution depends on which ion exerts more influence on the overall acidity. We will not consider such salts here.

Summary

- Strong acids and bases are 100% ionized in aqueous solution.
- Weak acids and bases are less than 100% ionized in aqueous solution.
- Salts of weak acids or bases can affect the acidity or basicity of their aqueous solutions.

This page titled [14.6: Strong and Weak Acids and Bases and their Salts](#) is shared under a [CC BY-NC-SA 3.0](#) license and was authored, remixed, and/or curated by [Theodore Chan](#) via [source content](#) that was edited to the style and standards of the LibreTexts platform.

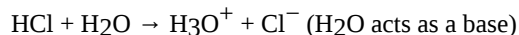
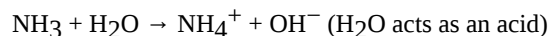
- [12.5: Strong and Weak Acids and Bases and their Salts](#) by Anonymous is licensed [CC BY-NC-SA 3.0](#). Original source: <https://2012books.lardbucket.org/books/beginning-chemistry>.

14.7: Autoionization of Water

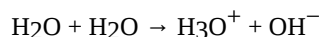
Learning Objectives

- Describe the autoionization of water.
- Calculate the concentrations of H^+ and OH^- in solutions, knowing the other concentration.

We have already seen that H_2O can act as an acid or a base:



It may not be surprising to learn, then, that within any given sample of water, some H_2O molecules are acting as acids, and other H_2O molecules are acting as bases. The chemical equation is as follows:



This occurs only to a very small degree: only about 6 in 10^8 H_2O molecules are participating in this process, which is called the **autoionization of water**. At this level, the concentration of both $\text{H}^+(\text{aq})$ and $\text{OH}^-(\text{aq})$ in a sample of pure H_2O is about 1.0×10^{-7} M. If we use square brackets—[]—around a dissolved species to imply the molar concentration of that species, we have

$$[\text{H}^+] = [\text{OH}^-] = 1.0 \times 10^{-7} \text{ M}$$

for *any* sample of pure water because H_2O can act as both an acid and a base. The product of these two concentrations is 1.0×10^{-14} :

$$[\text{H}^+] \times [\text{OH}^-] = (1.0 \times 10^{-7})(1.0 \times 10^{-7}) = 1.0 \times 10^{-14}$$

In acids, the concentration of $\text{H}^+(\text{aq})$ — $[\text{H}^+]$ —is greater than 1.0×10^{-7} M, while for bases the concentration of $\text{OH}^-(\text{aq})$ — $[\text{OH}^-]$ —is greater than 1.0×10^{-7} M. However, the *product* of the two concentrations— $[\text{H}^+][\text{OH}^-]$ —is *always* equal to 1.0×10^{-14} , no matter whether the aqueous solution is an acid, a base, or neutral:

$$[\text{H}^+][\text{OH}^-] = 1.0 \times 10^{-14}$$

This value of the product of concentrations is so important for aqueous solutions that it is called the **autoionization constant of water** and is denoted K_w :

$$K_w = [\text{H}^+][\text{OH}^-] = 1.0 \times 10^{-14}$$

This means that if you know $[\text{H}^+]$ for a solution, you can calculate what $[\text{OH}^-]$ has to be for the product to equal 1.0×10^{-14} , or if you know $[\text{OH}^-]$, you can calculate $[\text{H}^+]$. This also implies that as one concentration goes up, the other must go down to compensate so that their product always equals the value of K_w .

✓ Example 14.7.1

What is $[\text{OH}^-]$ of an aqueous solution if $[\text{H}^+]$ is 1.0×10^{-4} M?

Solution

Using the expression and known value for K_w ,

$$K_w = [\text{H}^+][\text{OH}^-] = 1.0 \times 10^{-14} = (1.0 \times 10^{-4})[\text{OH}^-]$$

We solve by dividing both sides of the equation by 1.0×10^{-4} :

$$[\text{OH}^-] = \frac{1.0 \times 10^{-14}}{1.0 \times 10^{-4}} = 1.0 \times 10^{-10} \text{ M}$$

It is assumed that the concentration unit is molarity, so $[\text{OH}^-]$ is 1.0×10^{-10} M.

? Exercise 14.7.1

What is $[H^+]$ of an aqueous solution if $[OH^-]$ is $1.0 \times 10^{-9} \text{ M}$?

Answer

$$1.0 \times 10^{-5} \text{ M}$$

When you have a solution of a particular acid or base, you need to look at the formula of the acid or base to determine the number of H^+ or OH^- ions in the formula unit because $[H^+]$ or $[OH^-]$ may not be the same as the concentration of the acid or base itself.

✓ Example 14.7.2

What is $[H^+]$ in a 0.0044 M solution of $Ca(OH)_2$?

Solution

We begin by determining $[OH^-]$. The concentration of the solute is 0.0044 M, but because $Ca(OH)_2$ is a strong base, there are two OH^- ions in solution for every formula unit dissolved, so the actual $[OH^-]$ is two times this, or $2 \times 0.0044 \text{ M} = 0.0088 \text{ M}$. Now we can use the K_w expression:

$$[H^+][OH^-] = 1.0 \times 10^{-14} = [H^+](0.0088 \text{ M})$$

Divide both sides by 0.0088:

$$[H^+] = \frac{1.0 \times 10^{-14}}{(0.0088)} = 1.1 \times 10^{-12} \text{ M}$$

$[H^+]$ has decreased significantly in this basic solution.

? Exercise 14.7.2

What is $[OH^-]$ in a 0.00032 M solution of H_2SO_4 ? (Hint: assume both H^+ ions ionize.)

Answer

$$1.6 \times 10^{-11} \text{ M}$$

For strong acids and bases, $[H^+]$ and $[OH^-]$ can be determined directly from the concentration of the acid or base itself because these ions are 100% ionized by definition. However, for weak acids and bases, this is not so. The degree, or percentage, of ionization would need to be known before we can determine $[H^+]$ and $[OH^-]$.

✓ Example 14.7.3

A 0.0788 M solution of $HC_2H_3O_2$ is 3.0% ionized into H^+ ions and $C_2H_3O_2^-$ ions. What are $[H^+]$ and $[OH^-]$ for this solution?

Solution

Because the acid is only 3.0% ionized, we can determine $[H^+]$ from the concentration of the acid. Recall that 3.0% is 0.030 in decimal form:

$$[H^+] = 0.030 \times 0.0788 = 0.00236 \text{ M}$$

With this $[H^+]$, then $[OH^-]$ can be calculated as follows:

$$[OH^-] = \frac{1.0 \times 10^{-14}}{0.00236} = 4.2 \times 10^{-12} \text{ M}$$

This is about 30 times higher than would be expected for a strong acid of the same concentration.

? Exercise 14.7.3

A 0.0222 M solution of pyridine ($\text{C}_5\text{H}_5\text{N}$) is 0.44% ionized into pyridinium ions ($\text{C}_5\text{H}_5\text{NH}^+$) and OH^- ions. What are $[\text{OH}^-]$ and $[\text{H}^+]$ for this solution?

Answer

$$[\text{OH}^-] = 9.77 \times 10^{-5} \text{ M}; [\text{H}^+] = 1.02 \times 10^{-10} \text{ M}$$

Summary

In any aqueous solution, the product of $[\text{H}^+]$ and $[\text{OH}^-]$ equals 1.0×10^{-14} (at room temperature).

This page titled [14.7: Autoionization of Water](#) is shared under a [CC BY-NC-SA 3.0](#) license and was authored, remixed, and/or curated by [Theodore Chan](#) via [source content](#) that was edited to the style and standards of the LibreTexts platform.

- [12.6: Autoionization of Water](#) by Anonymous is licensed [CC BY-NC-SA 3.0](#). Original source: <https://2012books.lardbucket.org/books/beginning-chemistry>.

14.8: The pH Scale

Learning Objectives

- Define *pH*.
- Determine the pH of acidic and basic solutions.

As we have seen, $[H^+]$ and $[OH^-]$ values can be markedly different from one aqueous solution to another. So chemists defined a new scale that succinctly indicates the concentrations of either of these two ions.

pH is commonly defined as a logarithmic function of $[H^+]$:

$$pH = -\log[H^+] \quad (14.8.1)$$

pH is usually (but not always) between 0 and 14. Knowing the dependence of pH on $[H^+]$, we can summarize as follows:

- If $pH < 7$, then the solution is acidic.
- If $pH = 7$, then the solution is neutral.
- If $pH > 7$, then the solution is basic.

This is known as the pH scale and is the range of values from 0 to 14 that describes the acidity or basicity of a solution. You can use pH to quickly determine whether a given aqueous solution is acidic, basic, or neutral.

✓ Example 14.8.1

Label each solution as acidic, basic, or neutral based only on the stated pH.

- milk of magnesia, $pH = 10.5$
- pure water, $pH = 7$
- wine, $pH = 3.0$

Solution

- With a pH greater than 7, milk of magnesia is basic. (Milk of magnesia is largely $Mg(OH)_2$.)
- Pure water, with a pH of 7, is neutral.
- With a pH of less than 7, wine is acidic.

? Exercise 14.8.1

Identify each substance as acidic, basic, or neutral based only on the stated pH.

- human blood, $pH = 7.4$
- household ammonia, $pH = 11.0$
- cherries, $pH = 3.6$

Answers

- basic
- basic
- acidic

Table 14.8.1 gives the typical pH values of some common substances. Note that several food items are on the list, and most of them are acidic.

Table 14.8.1 Typical pH Values of Various Substances*

Substance	pH
stomach acid	1.7
lemon juice	2.2

*Actual values may vary depending on conditions

Substance	pH
vinegar	2.9
soda	3.0
wine	3.5
coffee, black	5.0
milk	6.9
pure water	7.0
blood	7.4
seawater	8.5
milk of magnesia	10.5
ammonia solution	12.5
1.0 M NaOH	14.0
*Actual values may vary depending on conditions	

pH is a *logarithmic* scale. A solution that has a pH of 1.0 has 10 times the $[H^+]$ as a solution with a pH of 2.0, which in turn has 10 times the $[H^+]$ as a solution with a pH of 3.0 and so forth.

Using the definition of pH (Equation 14.8.1), it is also possible to calculate $[H^+]$ (and $[OH^-]$) from pH and vice versa. The general formula for determining $[H^+]$ from pH is as follows:

$$[H^+] = 10^{-pH}$$

Key Takeaways

- pH is a logarithmic function of $[H^+]$.
- $[H^+]$ can be calculated directly from pH.
- pOH is related to pH and can be easily calculated from pH.

This page titled 14.8: The pH Scale is shared under a CC BY-NC-SA 3.0 license and was authored, remixed, and/or curated by Theodore Chan via source content that was edited to the style and standards of the LibreTexts platform.

- 12.7: The pH Scale by Anonymous is licensed CC BY-NC-SA 3.0. Original source: <https://2012books.lardbucket.org/books/beginning-chemistry/>.

14.9: Buffers

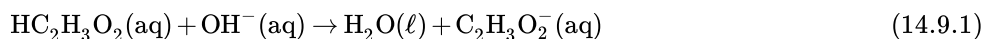
Learning Objectives

- Define *buffer*.
- Correctly identify the two components of a buffer.

As indicated in Section 12.5, weak acids are relatively common, even in the foods we eat. But we occasionally encounter a strong acid or base, such as stomach acid, which has a strongly acidic pH of 1.7. By definition, strong acids and bases can produce a relatively large amount of H^+ or OH^- ions and consequently have marked chemical activities. In addition, very small amounts of strong acids and bases can change the pH of a solution very quickly. If 1 mL of stomach acid [approximated as 0.1 M $\text{HCl}(\text{aq})$] were added to the bloodstream and no correcting mechanism were present, the pH of the blood would decrease from about 7.4 to about 4.7—a pH that is not conducive to continued living. Fortunately, the body has a mechanism for minimizing such dramatic pH changes.

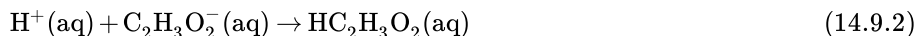
This mechanism involves a **buffer**, a solution that resists dramatic changes in pH. Buffers do so by being composed of certain pairs of solutes: either a weak acid plus a salt derived from that weak acid, or a weak base plus a salt of that weak base. For example, a buffer can be composed of dissolved $\text{HC}_2\text{H}_3\text{O}_2$ (a weak acid) and $\text{NaC}_2\text{H}_3\text{O}_2$ (the salt derived from that weak acid). Another example of a buffer is a solution containing NH_3 (a weak base) and NH_4Cl (a salt derived from that weak base).

Let us use an $\text{HC}_2\text{H}_3\text{O}_2/\text{NaC}_2\text{H}_3\text{O}_2$ buffer to demonstrate how buffers work. If a strong base—a source of $\text{OH}^-(\text{aq})$ ions—is added to the buffer solution, those OH^- ions will react with the $\text{HC}_2\text{H}_3\text{O}_2$ in an acid-base reaction:



Rather than changing the pH dramatically by making the solution basic, the added OH^- ions react to make H_2O , so the pH does not change much.

If a strong acid—a source of H^+ ions—is added to the buffer solution, the H^+ ions will react with the anion from the salt. Because $\text{HC}_2\text{H}_3\text{O}_2$ is a weak acid, it is not ionized much. This means that if lots of H^+ ions and $\text{C}_2\text{H}_3\text{O}_2^-$ ions are present in the same solution, they will come together to make $\text{HC}_2\text{H}_3\text{O}_2$:



Rather than changing the pH dramatically and making the solution acidic, the added H^+ ions react to make molecules of a weak acid. Figure 14.9.1 illustrates both actions of a buffer.

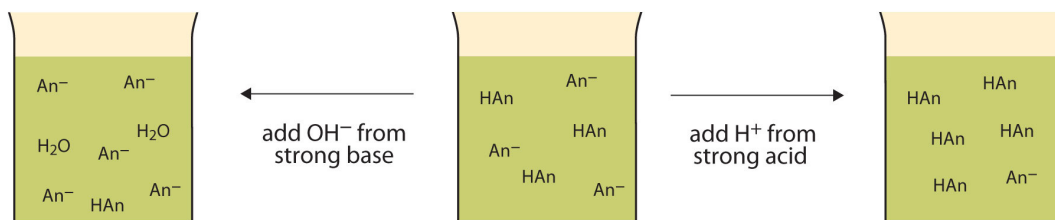

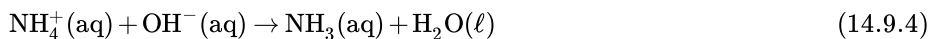


Figure 14.9.1 The Actions of Buffers. Buffers can react with both strong acids (top) and strong bases (side) to minimize large changes in pH.

Buffers made from weak bases and salts of weak bases act similarly. For example, in a buffer containing NH_3 and NH_4Cl , NH_3 molecules can react with any excess H^+ ions introduced by strong acids:



while the **ammonium ion** ($\text{NH}_4^+(\text{aq})$) can react with any hydroxide ions introduced by strong bases:



✓ Example 14.9.1

Which combinations of compounds can make a buffer solution?

1. HCHO_2 and NaCHO_2
2. HCl and NaCl
3. CH_3NH_2 and $\text{CH}_3\text{NH}_3\text{Cl}$
4. NH_3 and NaOH

Solution

1. HCHO_2 is formic acid, a weak acid, while NaCHO_2 is the salt made from the anion of the weak acid (the formate ion $[\text{CHO}_2^-]$). The combination of these two solutes would make a buffer solution.
2. HCl is a strong acid, not a weak acid, so the combination of these two solutes would not make a buffer solution.
3. CH_3NH_2 is methylamine, which is like NH_3 with one of its H atoms substituted with a CH_3 group. Because it is not listed in Table 14.9.1, we can assume that it is a weak base. The compound $\text{CH}_3\text{NH}_3\text{Cl}$ is a salt made from that weak base, so the combination of these two solutes would make a buffer solution.
4. NH_3 is a weak base, but NaOH is a strong base. The combination of these two solutes would not make a buffer solution.

? Exercise 14.9.1

Which combinations of compounds can make a buffer solution?

1. NaHCO_3 and NaCl
2. H_3PO_4 and NaH_2PO_4
3. NH_3 and $(\text{NH}_4)_3\text{PO}_4$
4. NaOH and NaCl

Answer a

Yes.

Answer b

No. Need a weak acid or base and a salt of its conjugate base or acid.

Answer c

Yes.

Answer d

No. Need a weak base or acid.

Buffers work well only for limited amounts of added strong acid or base. Once either solute is completely reacted, the solution is no longer a buffer, and rapid changes in pH may occur. We say that a buffer has a certain **capacity**. Buffers that have more initial solute dissolved within them have larger capacities, as might be expected.

Human blood has a buffering system to minimize extreme changes in pH. One buffer in blood is based on the presence of HCO_3^- and H_2CO_3 [the second compound is another way to write $\text{CO}_2(\text{aq})$]. With this buffer present, even if some stomach acid were to find its way directly into the bloodstream, the change in the pH of blood would be minimal. Inside many of the body's cells, there is a buffering system based on phosphate ions.

✓ Food and Drink Application: the Acid that Eases Pain

Although medicines are not exactly "food and drink," we do ingest them, so let's take a look at an acid that is probably the most common medicine: acetylsalicylic acid, also known as aspirin. Aspirin is well known as a pain reliever and antipyretic (fever reducer).

The structure of aspirin is shown in the accompanying figure. The acid part is circled; it is the H atom in that part that can be donated as aspirin acts as a Brønsted-Lowry acid. Because it is not given in Table 14.9.1, acetylsalicylic acid is a weak acid.

However, it is still an acid, and given that some people consume relatively large amounts of aspirin daily, its acidic nature can cause problems in the stomach lining, despite the stomach's defenses against its own stomach acid.

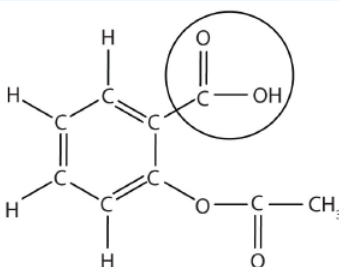


Figure 14.9.2: The Molecular Structure of Aspirin. The circled atoms are the acid part of the molecule.

The molecule of aspartame is shown. The CO₂H is circled to indicate that it is the acidic part of the molecule.

Because the acid properties of aspirin may be problematic, many aspirin brands offer a "buffered aspirin" form of the medicine. In these cases, the aspirin also contains a buffering agent—usually MgO—that regulates the acidity of the aspirin to minimize its acidic side effects.

As useful and common as aspirin is, it was formally marketed as a drug starting in 1899. The U.S. Food and Drug Administration (FDA), the governmental agency charged with overseeing and approving drugs in the United States, wasn't formed until 1906. Some have argued that if the FDA had been formed before aspirin was introduced, aspirin may never have gotten approval due to its potential for side effects—gastrointestinal bleeding, ringing in the ears, Reye's syndrome (a liver problem), and some allergic reactions. However, recently aspirin has been touted for its effects in lessening heart attacks and strokes, so it is likely that aspirin will remain on the market.

Summary

A buffer is a solution that resists sudden changes in pH.

This page titled [14.9: Buffers](#) is shared under a [CC BY-NC-SA 3.0](#) license and was authored, remixed, and/or curated by [Theodore Chan](#) via [source content](#) that was edited to the style and standards of the LibreTexts platform.

- [12.8: Buffers](#) by Anonymous is licensed [CC BY-NC-SA 3.0](#). Original source: <https://2012books.lardbucket.org/books/beginning-chemistry>.

14.E: Acids and Bases (Exercises)

Exercises (Arrhenius Acids and Bases)

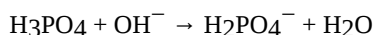
1. Define *Arrhenius acid*.
2. Define *Arrhenius base*.
3. What are some general properties of Arrhenius acids?
4. What are some general properties of Arrhenius bases?
5. Identify each substance as an Arrhenius acid, an Arrhenius base, or neither.
 - a. NaOH
 - b. C₂H₅OH
 - c. H₃PO₄
6. Identify each substance as an Arrhenius acid, an Arrhenius base, or neither.
 - a. C₆H₁₂O₆
 - b. HNO₂
 - c. Ba(OH)₂
7. Write the balanced chemical equation for the neutralization reaction between KOH and H₂C₂O₄. What is the salt?
8. Write the balanced chemical equation for the neutralization reaction between Sr(OH)₂ and H₃PO₄. What is the salt?
9. Write the balanced chemical equation for the neutralization reaction between HCl and Fe(OH)₃. What is the salt?
10. Write the balanced chemical equation for the neutralization reaction between H₂SO₄ and Cr(OH)₃. What is the salt?
11. CaCl₂ would be the product of the reaction of what acid and what base?
12. Zn(NO₃)₂ would be product of the reaction of what acid and what base?
13. BaSO₄ would be product of the reaction of what acid and what base?
14. Na₃PO₄ would be product of the reaction of what acid and what base?

Answers


1. a compound that increases the H⁺ concentration in water
3. sour taste, react with metals, and turn litmus red
5.
 - a. Arrhenius base
 - b. neither
 - c. Arrhenius acid
7. $2\text{KOH} + \text{H}_2\text{C}_2\text{O}_4 \rightarrow 2\text{H}_2\text{O} + \text{K}_2\text{C}_2\text{O}_4$; K₂C₂O₄
9. $3\text{HCl} + \text{Fe}(\text{OH})_3 \rightarrow 3\text{H}_2\text{O} + \text{FeCl}_3$; FeCl₃
11. HCl and Ca(OH)₂
13. H₂SO₄ and Ba(OH)₂

Exercises (Brønsted-Lowry Acids and Bases)

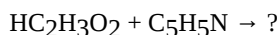
1. Define *Brønsted-Lowry acid*. How does it differ from an Arrhenius acid?
2. Define *Brønsted-Lowry base*. How does it differ from an Arrhenius base?
3. Write the dissociation of hydrogen bromide in water as a Brønsted-Lowry acid-base reaction and identify the proton donor and proton acceptor.
4. Write the dissociation of nitric acid in water as a Brønsted-Lowry acid-base reaction and identify the proton donor and proton acceptor.
5. Pyridine ($\text{C}_5\text{H}_5\text{N}$) acts as a Brønsted-Lowry base in water. Write the hydrolysis reaction for pyridine and identify the Brønsted-Lowry acid and Brønsted-Lowry base.
6. The methoxide ion (CH_3O^-) acts as a Brønsted-Lowry base in water. Write the hydrolysis reaction for the methoxide ion and identify the Brønsted-Lowry acid and Brønsted-Lowry base.
7. Identify the Brønsted-Lowry acid and Brønsted-Lowry base in this chemical equation.



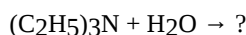
8. Identify the Brønsted-Lowry acid and Brønsted-Lowry base in this chemical equation.



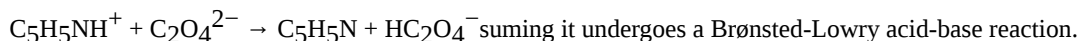
9. Predict the products of this reaction, assuming it undergoes a Brønsted-Lowry acid-base reaction.



10. Predict the products of this reaction, assuming it undergoes a Brønsted-Lowry acid-base reaction.



11. What is the conjugate acid of H_2O ? of NH_3 ?
 12. What is the conjugate acid of H_2PO_4^- ? of NO_3^- ?
 13. What is the conjugate base of HSO_4^- ? of H_2O ?
 14. What is the conjugate base of H_3O^+ ? of H_2SO_4 ?
 15. Identify the conjugate acid-base pairs in this reaction.
- $$\text{HSO}_4^- + \text{PO}_4^{3-} \rightarrow \text{SO}_4^{2-} + \text{HPO}_4^{2-}$$
16. Identify the conjugate acid-base pairs in this reaction.
- $$\text{HClO}_3 + (\text{C}_2\text{H}_5)_3\text{N} \rightarrow \text{ClO}_3^- + (\text{C}_2\text{H}_5)_3\text{NH}^+$$
17. Identify the conjugate acid-base pairs in this reaction.
- $$\text{NH}_3 + \text{C}_6\text{H}_5\text{O}^- \rightarrow \text{C}_6\text{H}_5\text{OH} + \text{NH}_2^-$$
18. Identify the conjugate acid-base pairs in this reaction.



Answers

1. A Brønsted-Lowry acid is a proton donor. It does not necessarily increase the H^+ concentration in water.
3. $\text{HBr} + \text{H}_2\text{O} \rightarrow \text{H}_3\text{O}^+ + \text{Br}^-$; PD: HBr; PA: H_2O
5. $\text{C}_5\text{H}_5\text{N} + \text{H}_2\text{O} \rightarrow \text{C}_5\text{H}_5\text{NH}^+ + \text{OH}^-$; PD: H_2O ; PA: $\text{C}_5\text{H}_5\text{N}$
7. BL acid: H_3PO_4 ; BL base: OH^-
9. $\text{C}_2\text{H}_3\text{O}_2^-$ and $\text{C}_5\text{H}_5\text{NH}^+$
11. H_3O^+ ; NH_4^+
13. SO_4^{2-} ; OH^-

15. HSO_4^- and SO_4^{2-} ; PO_4^{3-} and HPO_4^{2-}

17. NH_3 and NH_2^- ; $\text{C}_6\text{H}_5\text{O}^-$ and $\text{C}_6\text{H}_5\text{OH}$

Exercises (Acid-Base Titrations)

1. Define *titration*.
2. What is the difference between the titrant and the analyte?
3. True or false: An acid is always the titrant. Explain your answer.
4. True or false: An analyte is always dissolved before reaction. Explain your answer.
5. If 55.60 mL of 0.2221 M HCl was needed to titrate a sample of NaOH to its equivalence point, what mass of NaOH was present?
6. If 16.33 mL of 0.6664 M KOH was needed to titrate a sample of $\text{HC}_2\text{H}_3\text{O}_2$ to its equivalence point, what mass of $\text{HC}_2\text{H}_3\text{O}_2$ was present?
7. It takes 45.66 mL of 0.1126 M HBr to titrate 25.00 mL of $\text{Ca}(\text{OH})_2$ to its equivalence point. What is the original concentration of the $\text{Ca}(\text{OH})_2$ solution?
8. It takes 9.77 mL of 0.883 M H_2SO_4 to titrate 15.00 mL of KOH to its equivalence point. What is the original concentration of the KOH solution?

Answers

1. a chemical reaction performed in a quantitative fashion
3. False; a base can be a titrant, or the reaction being performed may not even be an acid-base reaction.
5. 0.494 g
7. 0.1028 M

Exercises (Strong and Weak Acids and Bases and their Salts)

1. Differentiate between a strong acid and a weak acid.
2. Differentiate between a strong base and a weak base.
3. Identify each as a strong acid or a weak acid. Assume aqueous solutions.
 - a. HF
 - b. HCl
 - c. HC_2O_4
4. Identify each as a strong base or a weak base. Assume aqueous solutions.
 - a. NaOH
 - b. $\text{Al}(\text{OH})_3$
 - c. $\text{C}_4\text{H}_9\text{NH}_2$
5. Write a chemical equation for the ionization of each acid and indicate whether it proceeds 100% to products or not.
 - a. HNO_3
 - b. HNO_2
 - c. HI_3
6. Write a chemical equation for the ionization of each base and indicate whether it proceeds 100% to products or not.
 - a. NH_3
 - b. $(\text{CH}_3)_3\text{N}$

c. $\text{Mg}(\text{OH})_2$

7. Write the balanced chemical equation for the reaction of each acid and base pair.

a. $\text{HCl} + \text{C}_5\text{H}_5\text{N}$

b. $\text{H}_2\text{C}_2\text{O}_4 + \text{NH}_3$

c. $\text{HNO}_2 + \text{C}_7\text{H}_9\text{N}$

8. Write the balanced chemical equation for the reaction of each acid and base pair.

a. $\text{H}_3\text{C}_5\text{H}_5\text{O}_7 + \text{Mg}(\text{OH})_2$

b. $\text{HC}_3\text{H}_3\text{O}_3 + (\text{CH}_3)_3\text{N}$

c. $\text{HBr} + \text{Fe}(\text{OH})_3$

9. Identify each salt as neutral, acidic, or basic.

a. NaBr

b. $\text{Fe}(\text{NO}_3)_2$

c. $\text{Fe}(\text{NO}_3)_3$

10. Identify each salt as neutral, acidic, or basic.

a. NH_4I

b. $\text{C}_2\text{H}_5\text{NH}_3\text{Cl}$

c. KI

11. Identify each salt as neutral, acidic, or basic.

a. NaNO_2

b. NaNO_3

c. NH_4NO_3

12. Identify each salt as neutral, acidic, or basic.

a. $\text{KC}_2\text{H}_3\text{O}_2$

b. KHSO_4

c. KClO_3

13. Write the hydrolysis reaction that occurs, if any, when each salt dissolves in water.

a. K_2SO_3

b. KI

c. NH_4ClO_3

14. Write the hydrolysis reaction that occurs, if any, when each salt dissolves in water.

a. NaNO_3

b. CaC_2O_4

c. $\text{C}_5\text{H}_5\text{NHCl}$

15. When NH_4NO_2 dissolves in H_2O , both ions hydrolyze. Write chemical equations for both reactions. Can you tell if the solution will be acidic or basic overall?

16. When pyridinium acetate ($\text{C}_5\text{H}_5\text{NHC}_2\text{H}_3\text{O}_2$) dissolves in H_2O , both ions hydrolyze. Write chemical equations for both reactions. Can you tell if the solution will be acidic or basic overall?

17. A lab technician mixes a solution of 0.015 M $\text{Mg}(\text{OH})_2$. Is the resulting OH^- concentration greater than, equal to, or less than 0.015 M? Explain your answer.
18. A lab technician mixes a solution of 0.55 M HNO_3 . Is the resulting H^+ concentration greater than, equal to, or less than 0.55 M? Explain your answer.

Answers

1. A strong acid is 100% ionized in aqueous solution, whereas a weak acid is not 100% ionized.
3.
 - a. weak acid
 - b. strong acid
 - c. weak acid
5.
 - a. $\text{HNO}_3(\text{aq}) \rightarrow \text{H}^+(\text{aq}) + \text{NO}_3^-(\text{aq})$; proceeds 100%
 - b. $\text{HNO}_2(\text{aq}) \rightarrow \text{H}^+(\text{aq}) + \text{NO}_2^-(\text{aq})$; does not proceed 100%
 - c. $\text{HI}_3(\text{aq}) \rightarrow \text{H}^+(\text{aq}) + \text{I}_3^-(\text{aq})$; does not proceed 100%
7.
 - a. $\text{HCl} + \text{C}_5\text{H}_5\text{N} \rightarrow \text{Cl}^- + \text{C}_5\text{H}_5\text{NH}^+$
 - b. $\text{H}_2\text{C}_2\text{O}_4 + 2\text{NH}_3 \rightarrow \text{C}_2\text{O}_4^{2-} + 2\text{NH}_4^+$
 - c. $\text{HNO}_2 + \text{C}_7\text{H}_9\text{N} \rightarrow \text{NO}_2^- + \text{C}_7\text{H}_9\text{NH}^+$
9.
 - a. neutral
 - b. acidic
 - c. acidic
11.
 - a. basic
 - b. neutral
 - c. acidic
13.
 - a. $\text{SO}_3^{2-} + \text{H}_2\text{O} \rightarrow \text{HSO}_3^- + \text{OH}^-$
 - b. no reaction
 - c. $\text{NH}_4^+ + \text{H}_2\text{O} \rightarrow \text{NH}_3 + \text{H}_3\text{O}^+$
15. $\text{NH}_4^+ + \text{H}_2\text{O} \rightarrow \text{NH}_3 + \text{H}_3\text{O}^+$; $\text{NO}_2^- + \text{H}_2\text{O} \rightarrow \text{HNO}_2 + \text{OH}^-$; it is not possible to determine whether the solution will be acidic or basic.
17. greater than 0.015M because there are two OH^- ions per formula unit of $\text{Mg}(\text{OH})_2$

Exercise (Autoionization of Water)

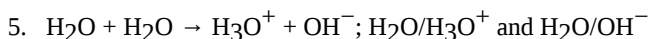
1. Does $[\text{H}^+]$ remain constant in all aqueous solutions? Why or why not?
2. Does $[\text{OH}^-]$ remain constant in all aqueous solutions? Why or why not?
3. What is the relationship between $[\text{H}^+]$ and K_w ? Write a mathematical expression that relates them.
4. What is the relationship between $[\text{OH}^-]$ and K_w ? Write a mathematical expression that relates them.
5. Write the chemical equation for the autoionization of water and label the conjugate acid-base pairs.
6. Write the reverse of the reaction for the autoionization of water. It is still an acid-base reaction? If so, label the acid and base.

7. For a given aqueous solution, if $[H^+] = 1.0 \times 10^{-3} \text{ M}$, what is $[OH^-]$?
8. For a given aqueous solution, if $[H^+] = 1.0 \times 10^{-9} \text{ M}$, what is $[OH^-]$?
9. For a given aqueous solution, if $[H^+] = 7.92 \times 10^{-5} \text{ M}$, what is $[OH^-]$?
10. For a given aqueous solution, if $[H^+] = 2.07 \times 10^{-11} \text{ M}$, what is $[H^+]$?
11. For a given aqueous solution, if $[OH^-] = 1.0 \times 10^{-5} \text{ M}$, what is $[H^+]$?
12. For a given aqueous solution, if $[OH^-] = 1.0 \times 10^{-12} \text{ M}$, what is $[H^+]$?
13. For a given aqueous solution, if $[OH^-] = 3.77 \times 10^{-4} \text{ M}$, what is $[H^+]$?
14. For a given aqueous solution, if $[OH^-] = 7.11 \times 10^{-10} \text{ M}$, what is $[H^+]$?
15. What are $[H^+]$ and $[OH^-]$ in a 0.344 M solution of HNO_3 ?
16. What are $[H^+]$ and $[OH^-]$ in a 2.86 M solution of HBr ?
17. What are $[H^+]$ and $[OH^-]$ in a 0.00338 M solution of KOH ?
18. What are $[H^+]$ and $[OH^-]$ in a $6.02 \times 10^{-4} \text{ M}$ solution of Ca(OH)_2 ?
19. If HNO_2 is dissociated only to an extent of 0.445%, what are $[H^+]$ and $[OH^-]$ in a 0.307 M solution of HNO_2 ?
20. If $(\text{C}_2\text{H}_5)_2\text{NH}$ is dissociated only to an extent of 0.077%, what are $[H^+]$ and $[OH^-]$ in a 0.0955 M solution of $(\text{C}_2\text{H}_5)_2\text{NH}$?

Answers

1. $[H^+]$ varies with the amount of acid or base in a solution.
- 3.

$$[H^+] = \frac{K_w}{[OH^-]} \quad (14.E.1)$$



7. $1.0 \times 10^{-11} \text{ M}$

9. $1.26 \times 10^{-10} \text{ M}$

11. $1.0 \times 10^{-9} \text{ M}$

13. $2.65 \times 10^{-11} \text{ M}$

15. $[H^+] = 0.344 \text{ M}$; $[OH^-] = 2.91 \times 10^{-14} \text{ M}$

17. $[OH^-] = 0.00338 \text{ M}$; $[H^+] = 2.96 \times 10^{-12} \text{ M}$

19. $[H^+] = 0.00137 \text{ M}$; $[OH^-] = 7.32 \times 10^{-12} \text{ M}$

Exercises ([The pH Scale](#))

1. Define *pH*. How is it related to *pOH*?
2. Define *pOH*. How is it related to *pH*?
3. What is the pH range for an acidic solution?
4. What is the pH range for a basic solution?
5. What is $[H^+]$ for a neutral solution?
6. What is $[OH^-]$ for a neutral solution? Compare your answer to Exercise 6. Does this make sense?
7. Which substances in Table 12.7.1 are acidic?
8. Which substances in Table 12.7.1 are basic?
9. What is the pH of a solution when $[H^+]$ is $3.44 \times 10^{-4} \text{ M}$?

10. What is the pH of a solution when $[H^+]$ is 9.04×10^{-13} M?
11. What is the pH of a solution when $[OH^-]$ is 6.22×10^{-7} M?
12. What is the pH of a solution when $[OH^-]$ is 0.0222 M?
13. What is the pOH of a solution when $[H^+]$ is 3.44×10^{-4} M?
14. What is the pOH of a solution when $[H^+]$ is 9.04×10^{-13} M?
15. What is the pOH of a solution when $[OH^-]$ is 6.22×10^{-7} M?
16. What is the pOH of a solution when $[OH^-]$ is 0.0222 M?
17. If a solution has a pH of 0.77, what is its pOH, $[H^+]$, and $[OH^-]$?
18. If a solution has a pOH of 13.09, what is its pH, $[H^+]$, and $[OH^-]$?

Answers

1. pH is the negative logarithm of $[H^+]$ and is equal to $14 - \text{pOH}$.
3. $\text{pH} < 7$
5. 1.0×10^{-7} M
7. Every entry above pure water is acidic.
9. 3.46
11. 7.79
13. 10.546.21
15. $\text{pOH} = 13.23$; $[H^+] = 1.70 \times 10^{-1}$ M; $[OH^-] = 5.89 \times 10^{-14}$ M

Exercises (Buffers)

1. Define *buffer*. What two related chemical components are required to make a buffer?
2. Can a buffer be made by combining a strong acid with a strong base? Why or why not?
3. Which combinations of compounds can make a buffer? Assume aqueous solutions.
 - a. HCl and NaCl
 - b. HNO_2 and NaNO_2
 - c. NH_4NO_3 and HNO_3
 - d. NH_4NO_3 and NH_3
4. Which combinations of compounds can make a buffer? Assume aqueous solutions.
 - a. H_3PO_4 and Na_3PO_4
 - b. NaHCO_3 and Na_2CO_3
 - c. NaNO_3 and $\text{Ca}(\text{NO}_3)_2$
 - d. HN_3 and NH_3
5. For each combination in Exercise 3 that is a buffer, write the chemical equations for the reactions of the buffer components when a strong acid and a strong base is added.
6. For each combination in Exercise 4 that is a buffer, write the chemical equations for the reactions of the buffer components when a strong acid and a strong base is added.
7. The complete phosphate buffer system is based on four substances: H_3PO_4 , H_2PO_4^- , HPO_4^{2-} , and PO_4^{3-} . What different buffer solutions can be made from these substances?
8. Explain why NaBr cannot be a component in either an acidic or a basic buffer.

9. Two solutions are made containing the same concentrations of solutes. One solution is composed of H_3PO_4 and Na_3PO_4 , while the other is composed of HCN and NaCN . Which solution should have the larger capacity as a buffer?
10. Two solutions are made containing the same concentrations of solutes. One solution is composed of NH_3 and NH_4NO_3 , while the other is composed of H_2SO_4 and Na_2SO_4 . Which solution should have the larger capacity as a buffer?

Answers

1. A buffer is the combination of a weak acid or base and a salt of that weak acid or base.
- 3.
- a. no
 - b. yes
 - c. no
 - d. yes
5. 3b: strong acid: $\text{NO}_2^- + \text{H}^+ \rightarrow \text{HNO}_2$; strong base: $\text{HNO}_2 + \text{OH}^- \rightarrow \text{NO}_2^- + \text{H}_2\text{O}$; 3d: strong base: $\text{NH}_4^+ + \text{OH}^- \rightarrow \text{NH}_3 + \text{H}_2\text{O}$; strong acid: $\text{NH}_3 + \text{H}^+ \rightarrow \text{NH}_4^+$
7. Buffers can be made from three combinations: (1) H_3PO_4 and H_2PO_4^- , (2) H_2PO_4^- and HPO_4^{2-} , and (3) HPO_4^{2-} and PO_4^{3-} . (Technically, a buffer can be made from any two components.)
9. The phosphate buffer should have the larger capacity.

Additional Exercises

1. Write the balanced chemical equation between Zn metal and $\text{HCl}(\text{aq})$. The other product is ZnCl_2 .
2. Write the neutralization reaction in which ZnCl_2 , also found in Exercise 1, is the salt product.
3. Why isn't an oxide compound like CaO considered a salt? (Hint: what acid-base combination would be needed to make it if it were a salt?)
4. Metal oxides are considered basic because they react with H_2O to form OH compounds. Write the chemical equation for a reaction that forms a base when CaO is combined with H_2O .
5. Write the balanced chemical equation between aluminum hydroxide and sulfuric acid.
6. Write the balanced chemical equation between phosphoric acid and barium hydroxide.
7. Write the equation for the chemical reaction that occurs when caffeine ($\text{C}_8\text{H}_{10}\text{N}_4\text{O}_2$) acts as a Brønsted-Lowry base.
8. Citric acid ($\text{C}_6\text{H}_8\text{O}_7$) is the acid found in citrus fruits. It can lose a maximum of three H^+ ions in the presence of a base. Write the chemical equations for citric acid acting stepwise as a Brønsted-Lowry acid.
9. Can an amphoteric substance be a strong acid and a strong base at the same time? Explain your answer.
10. Can an amphoteric substance be a weak acid and a weak base at the same time? If so, explain why and give an example.
11. Under what conditions will the equivalence point of a titration be slightly acidic?
12. Under what conditions will the equivalence point of a titration be slightly basic?
13. Write the chemical equation for the autoionization of NH_3 .
14. Write the chemical equation for the autoionization of HF.

15. What is the pOH range for an acidic solution?
16. What is the pOH range for a basic solution?
17. The concentration of commercial HCl is about 12M. What is its pH and pOH ?
18. The concentration of concentrated H₂SO₄ is about 18 M. Assuming only one H⁺ comes off the H₂SO₄ molecule, what is its pH and pOH ? What would the pH and pOH be if the second H⁺ were also ionized?

Answers

1. $\text{Zn} + 2\text{HCl} \rightarrow \text{ZnCl}_2 + \text{H}_2$
3. The O²⁻ ion would come from H₂O, which is not considered a classic acid in the Arrhenius sense.
5. $2\text{Al}(\text{OH})_3 + 3\text{H}_2\text{SO}_4 \rightarrow \text{Al}_2(\text{SO}_4)_3 + 6\text{H}_2\text{O}$
7. $\text{C}_8\text{H}_{10}\text{N}_4\text{O}_2 + \text{H}_2\text{O} \rightarrow \text{C}_8\text{H}_{10}\text{N}_4\text{O}_2\text{H}^+ + \text{OH}^-$; the H⁺ ion attaches to one of the N atoms in the caffeine molecule.
9. As a strong acid or base, an amphiprotic substance reacts 100% as an acid or a base, so it cannot be a base or an acid at the same time.
11. if the salt produced is an acidic salt
13. $\text{NH}_3 + \text{NH}_3 \rightarrow \text{NH}_4^+ + \text{NH}_2^-$
15. pOH > 7
17. pH = -1.08; pOH = 15.08

This page titled [14.E: Acids and Bases \(Exercises\)](#) is shared under a [CC BY-NC-SA 3.0](#) license and was authored, remixed, and/or curated by [Theodore Chan](#) via [source content](#) that was edited to the style and standards of the LibreTexts platform.

CHAPTER OVERVIEW

15: Oxidation and Reduction

One important type of chemical reaction is the oxidation-reduction reaction, also known as the redox reaction. Although we introduced redox reactions in Section 4.7, it is worth reviewing some basic concepts.

- [15.1: Introduction to Oxidation and Reduction](#)
- [15.2: Oxidation-Reduction Reactions](#)
- [15.3: Balancing Redox Reactions](#)
- [15.4: Applications of Redox Reactions - Voltaic Cells](#)
- [15.5: Electrolysis](#)
- [15.E: Oxidation-Reduction Reaction \(Exercises\)](#)

This page titled [15: Oxidation and Reduction](#) is shared under a [CC BY-NC-SA 3.0](#) license and was authored, remixed, and/or curated by [Theodore Chan](#) via [source content](#) that was edited to the style and standards of the LibreTexts platform.

15.1: Introduction to Oxidation and Reduction

Most of us are familiar with rusty iron: metal that has a dark red-brown scale that falls off an object, ultimately weakening it. Although we usually attribute rusting exclusively to iron, this process occurs with many materials. The more formal term for rusting is *corrosion*. Corrosion is defined as the disintegration of a material due to chemical reactions with other substances in the environment. In many cases, oxygen in the air causes the disintegration. Corrosion is not uniformly destructive. Although the corrosion of iron is generally considered bad, the corrosion of aluminum and copper forms a protective barrier on the surface of the metal, protecting it from further reaction with the environment.



Figure 15.1.1: Corroded beams on the Nandu River Iron Bridge. These support beams on the bridge are obviously rusted. If the rusting becomes too bad, it will compromise the integrity of the bridge, requiring replacement. (Public Domain; Anna Frodesiak.)

Having said that, it has been estimated that as much as 5% of expenditures in the United States apply to fixing problems caused by corrosion. The replacement of structures built with iron, steel, aluminum, and concrete must be performed regularly to keep these structures safe. As an example of what might happen, consider the story of the Silver Bridge on US Interstate 35, connecting West Virginia and Ohio. On December 15, 1967, the 39-year-old bridge collapsed, killing 46 people. The ultimate cause of the collapse was determined to be corrosion of a suspension chain on the Ohio side of the bridge.

Corrosion is an example of the type of chemical reaction discussed in this chapter. Although we usually think of corrosion as bad, the reaction it typifies can actually be put to good use.

This page titled [15.1: Introduction to Oxidation and Reduction](#) is shared under a [CC BY-NC-SA 3.0](#) license and was authored, remixed, and/or curated by [Theodore Chan](#) via [source content](#) that was edited to the style and standards of the LibreTexts platform.

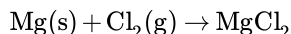
- [14.1: Introduction to Oxidation and Reduction](#) by Anonymous is licensed [CC BY-NC-SA 3.0](#). Original source: <https://2012books.lardbucket.org/books/beginning-chemistry>.

15.2: Oxidation-Reduction Reactions

Learning Objectives

- Define *oxidation* and *reduction*.
- Assign oxidation numbers to atoms in simple compounds.
- Recognize a reaction as an oxidation-reduction reaction.

Consider this chemical reaction:



The reactants are two electrically neutral elements; they have the same number of electrons as protons. The product, however, is ionic; it is composed of Mg^{2+} and Cl^- ions. Somehow, the individual Mg atoms lose two electrons to make the Mg^{2+} ion, while the Cl atoms gain an electron to become Cl^- ions. This reaction involves the *transfer of electrons* between atoms.

The process of losing and gaining electrons occurs simultaneously. However, mentally we can separate the two processes. **Oxidation** is defined as the loss of one or more electrons by an atom. **Reduction** is defined as the gain of one or more electrons by an atom. So oxidation and reduction always occur together; it is only mentally that we can separate them. Chemical reactions that involve the transfer of electrons are called **oxidation-reduction (or redox) reactions**.

Redox reactions require that we keep track of the electrons assigned to each atom in a chemical reaction. How do we do that? We use **oxidation numbers** to keep track of electrons in atoms. Oxidation numbers are assigned to atoms based on four rules. Oxidation numbers are not necessarily equal to the charge on the atom (although sometimes they can be); we must keep the concepts of charge and oxidation numbers separate.

Assigning Oxidation Numbers

The rules for assigning oxidation numbers to atoms are as follows:

1. Atoms in their elemental state are assigned an oxidation number of 0.
2. Atoms in monatomic (i.e., one-atom) ions are assigned an oxidation number equal to their charge. Oxidation numbers are usually written with the sign first, then the magnitude, to differentiate them from charges.
3. In compounds, fluorine is assigned a -1 oxidation number; oxygen is usually assigned a -2 oxidation number (except in peroxide compounds [where it is -1] and in binary compounds with fluorine [where it is positive]); and hydrogen is usually assigned a $+1$ oxidation number (except when it exists as the hydride ion [H^-], in which case rule 2 prevails).
4. In compounds, all other atoms are assigned an oxidation number so that the sum of the oxidation numbers on all the atoms in the species equals the charge on the species (which is zero if the species is neutral).

Here are some examples for practice. In H_2 , both H atoms have an oxidation number of 0 by rule 1. In MgCl_2 , magnesium has an oxidation number of $+2$, while chlorine has an oxidation number of -1 by rule 2. In H_2O , the H atoms each have an oxidation number of $+1$, while the O atom has an oxidation number of -2 , even though hydrogen and oxygen do not exist as ions in this compound (rule 3). By contrast, by rule 3, each H atom in hydrogen peroxide (H_2O_2) has an oxidation number of $+1$, while each O atom has an oxidation number of -1 . We can use rule 4 to determine oxidation numbers for the atoms in SO_2 . Each O atom has an oxidation number of -2 ; for the sum of the oxidation numbers to equal the charge on the species (which is zero), the S atom is assigned an oxidation number of $+4$. Does this mean that the sulfur atom has a $4+$ charge on it? No, it means only that the S atom is assigned a $+4$ oxidation number by our rules of apportioning electrons among the atoms in a compound.

Example 15.2.1

Assign oxidation numbers to the atoms in each substance.

- a. Cl_2
- b. GeO_2
- c. $\text{Ca}(\text{NO}_3)_2$

Solution

1. Cl_2 is the elemental form of chlorine. Rule 1 states each atom has an oxidation number of 0.
2. By rule 3, oxygen is normally assigned an oxidation number of -2 . For the sum of the oxidation numbers to equal the charge on the species (zero), the Ge atom is assigned an oxidation number of $+4$.
3. $\text{Ca}(\text{NO}_3)_2$ can be separated into two parts: the Ca^{2+} ion and the NO_3^- ion. Considering these separately, the Ca^{2+} ion has an oxidation number of $+2$ by rule 2. Now consider the NO_3^- ion. Oxygen is assigned an oxidation number of -2 , and there are three of them. According to rule 4, the sum of the oxidation numbers on all atoms must equal the charge on the species, so we have the simple algebraic equation $x + 3(-2) = -1$

where x is the oxidation number of the N atom and the -1 represents the charge on the species. Evaluating for x ,

$$x + (-6) = -1 \Rightarrow x = +5$$

Thus the oxidation number on the N atom in the NO_3^- ion is $+5$.

? Exercise 15.2.1: Phosphoric Acid

Assign oxidation numbers to the atoms in H_3PO_4 .

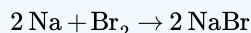
Answer

H: $+1$; O: -2 ; P: $+5$

All redox reactions occur with a simultaneous change in the oxidation numbers of some atoms. At least two elements must change their oxidation numbers. When an oxidation number of an atom is increased in the course of a redox reaction, that atom is being *oxidized*. When an oxidation number of an atom is decreased in the course of a redox reaction, that atom is being *reduced*. Oxidation and reduction can also be defined in terms of increasing or decreasing oxidation numbers, respectively.

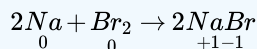
✓ Example 15.2.2

Identify what is being oxidized and reduced in this redox reaction.



Solution

Both reactants are the elemental forms of their atoms, so the Na and Br atoms have oxidation numbers of 0. In the ionic product, the Na^+ ions have an oxidation number of $+1$, while the Br^- ions have an oxidation number of -1 .



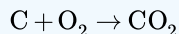
Sodium is increasing its oxidation number from 0 to $+1$, so it is being oxidized; bromine is decreasing its oxidation number from 0 to -1 , so it is being reduced:



Because oxidation numbers are changing, this is a redox reaction. The total number of electrons being lost by sodium (two, one lost from each Na atom) is gained by bromine (two, one gained for each Br atom).

? Exercise 15.2.2

Identify what is being oxidized and reduced in this redox reaction.



Answer

$$6H^+(aq) + 2MnO_4^-(aq) + 5H_2O_2(l) \rightarrow 2Mn^{2+}(aq) + 5O_2(g) + 8H_2O(l)$$

✓ Food and Drink Application: Fortifying Food with Iron

Ingredients

Flour (Contains: Wheat Flour, Malted Barley Flour, Niacin, Reduced Iron, Thiamine Mononitrate, Riboflavin, Folic Acid), Water, Sourdough (6.4%) (Contains: Water, Flour [Wheat Flour, Malted Barley Flour, Niacin, Reduced Iron, Thiamine Mononitrate, Riboflavin, Folic Acid], Yeast), Salt, Wheat Germ, Semolina (Contains: Durum Wheat Semolina, Niacin, Ferrous Sulphate, Thiamine Mononitrate, Riboflavin, Folic Acid).

Although it is difficult to establish conclusive reasons, a search of scientific and medical literature suggests a few reasons. One reason is that fine iron filings do not affect the taste of the product. The size of the iron powder (several dozen micrometers) is not noticeable when chewing iron-supplemented foods, and the tongue does not detect any changes in flavor that can be detected when using Fe^{2+} salts. Fe^{2+} compounds can affect other properties of foodstuffs during preparation and cooking, like dough pliability, yeast growth, and color. Finally, of the common iron substances that might be used, metallic iron is the least expensive. These factors appear to be among the reasons why metallic iron is the supplement of choice in some foods.

- Oxidation-reduction (redox) reactions involve the transfer of electrons from one atom to another.
- Oxidation numbers are used to keep track of electrons in atoms.
- There are rules for assigning oxidation numbers to atoms.
- Oxidation is an increase in oxidation number (loss of electrons); reduction is a decrease in oxidation number (gain of electrons).

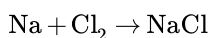
- **14.2: Oxidation-Reduction Reactions** by Anonymous is licensed **CC BY-NC-SA 3.0**. Original source: <https://2012books.lardbucket.org/books/beginning-chemistry>.

15.3: Balancing Redox Reactions

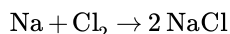
Learning Objectives

- Learn to balance simple redox reactions by inspection.
- Learn to balance complex redox reactions by the half reaction method.
- Use the solvent, or parts of it, as a reactant or a product in balancing a redox reaction.

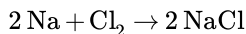
Balancing simple redox reactions can be a straightforward matter of going back and forth between products and reactants. For example, in the redox reaction of Na and Cl₂:



it should be immediately clear that the Cl atoms are not balanced. We can fix this by putting the coefficient 2 in front of the product:



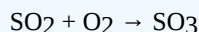
However, now the sodium is unbalanced. This can be fixed by including the coefficient 2 in front of the Na reactant:



This reaction is now balanced. That was fairly straightforward; we say that we are able to balance the reaction *by inspection*. Many simple redox reactions can be balanced by inspection.

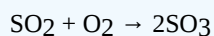
✓ Example 15.3.1

Balance this redox reaction by inspection:



Solution

There is one S atom on both sides of the equation, so the sulfur is balanced. However, the reactant side has four O atoms while the product side has three. Clearly we need more O atoms on the product side, so let us start by including the coefficient 2 on the SO₃:



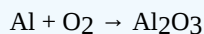
This now gives us six O atoms on the product side, and it also imbalances the S atoms. We can balance both the elements by adding coefficient 2 on the SO₂ on the reactant side:



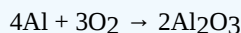
This gives us two S atoms on both sides and a total of six O atoms on both sides of the chemical equation. This redox reaction is now balanced.

? Exercise 15.3.1

Balance this redox reaction by inspection:

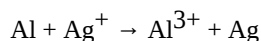


Answer



The first thing you should do when encountering an unbalanced redox reaction is to try to balance it by inspection.

Some redox reactions are not easily balanced by inspection. Consider this redox reaction:

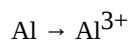


At first glance, this equation seems balanced: there is one Ag atom on both sides and one Al atom on both sides. However, if you look at the total charge on each side, there is a charge imbalance: the reactant side has a total charge of 1+, while the product side has a total charge of 3+. Something is amiss with this chemical equation; despite the equal number of atoms on each side, it is not balanced.

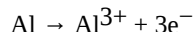
A fundamental point about redox reactions that has not arisen previously is that *the total number of electrons being lost must equal the total number of electrons being gained* for a redox reaction to be balanced. This is not the case for the aluminum and silver reaction: the Al atom loses three electrons to become the Al^{3+} ion, while the Ag^+ ion gains only one electron to become elemental silver.

To balance this, we will write each oxidation and reduction reaction separately, listing the number of electrons explicitly in each. Individually, the oxidation and reduction reactions are called **half reactions**. We will then take multiples of each reaction until the number of electrons on each side cancels completely and combine the half reactions into an overall reaction, which should then be balanced. This method of balancing redox reactions is called the **half reaction method**. (There are other ways of balancing redox reactions, but this is the only one that will be used in this text. The reason for this will be seen in 14.4: Applications of Redox Reactions - Voltaic Cells of this chapter.)

The oxidation half reaction involves aluminum, which is being oxidized:

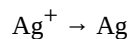


This half reaction is not completely balanced because the overall charges on each side are not equal. When an Al atom is oxidized to Al^{3+} , it loses three electrons. We can write these electrons explicitly as products:

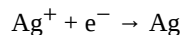


Now this half reaction is balanced in terms of both atoms and charges.

The reduction half reaction involves silver:

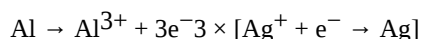


The overall charge is not balanced on both sides. But we can fix this by adding one electron to the reactant side because the Ag^+ ion must accept one electron to become the neutral Ag atom:



This half reaction is now also balanced.

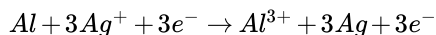
When combining the two half reactions into a balanced chemical equation, the key is that *the total number of electrons must cancel*, so the number of electrons lost by atoms are equal to the number of electrons gained by other atoms. This may require we multiply one or both half reaction(s) by an integer to make the number of electrons on each side equal. With three electrons as products and one as a reactant, the least common multiple of these two numbers is three. We can use a single aluminum reaction, but must take three times the silver reaction:



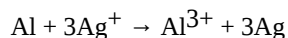
The 3 on the second reaction is distributed to all species in the reaction:



Now the two half reactions can be combined just like two algebraic equations, with the arrow serving as the equals sign. The same species on opposite sides of the arrow can be canceled:



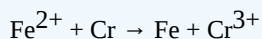
The net balanced redox reaction is as follows:



There is still only one Al atom on each side of the chemical equation, but there are now three Ag atoms, and the total charge on each side of the equation is the same (3+ for both sides). This redox reaction is balanced. It took more effort to use the half reaction method than by inspection, but the correct balanced redox reaction was obtained.

✓ Example 15.3.2

Balance this redox reaction by using the half reaction method:

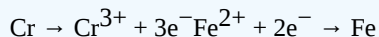


Solution

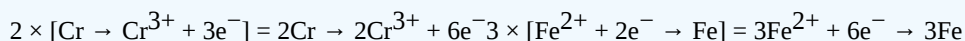
We start by writing the two half reactions. Chromium is being oxidized, and iron is being reduced:



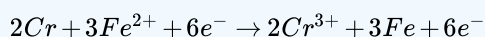
Then we include the appropriate number of electrons on the proper side to balance the charges for each reaction:




The first reaction involves three electrons, while the second reaction involves two electrons. The least common multiple of these two numbers is six, so to get six electrons in each reaction we need to double the first reaction and triple the second one:



We can combine the two final reactions, noting that the electrons cancel:

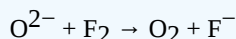


The overall, balanced redox reaction is

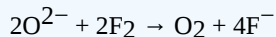


? Exercise 15.3.2

Balance this redox reaction by using the half reaction method:

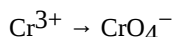


Answer



Many redox reactions occur in aqueous solution—in water. Because of this, in many cases H_2O or a fragment of an H_2O molecule (H^+ or OH^- , in particular) can participate in the redox reaction. As such, we need to learn how to incorporate the solvent into a balanced redox equation.

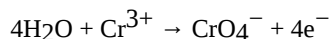
Consider the following oxidation half reaction in aqueous solution, which has one Cr atom on each side:



Here, the Cr atom is going from the +3 to the +7 oxidation state. To do this, the Cr atom must lose four electrons. Let us start by listing the four electrons as products:



But where do the O atoms come from? They come from water molecules or a common fragment of a water molecule that contains an O atom: the OH^- ion. When we balance this half reaction, we should feel free to include either of these species in the reaction to balance the elements. Let us use H_2O to balance the O atoms; we need to include four water molecules to balance the four O atoms in the products:



This balances the O atoms, but now introduces hydrogen to the reaction. We can balance the H atoms by adding an H^+ ion, which is another fragment of the water molecule. We need to add eight H^+ ions to the product side:



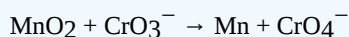
The Cr atoms are balanced, the O atoms are balanced, and the H atoms are balanced; if we check the total charge on both sides of the chemical equation, they are the same (3+, in this case). This half reaction is now balanced, using water molecules and parts of water molecules as reactants and products.

Reduction reactions can be balanced in a similar fashion. When oxidation and reduction half reactions are individually balanced, they can be combined in the same fashion as before: by taking multiples of each half reaction as necessary to cancel all electrons. Other species, such as H^+ , OH^- , and H_2O , may also have to be canceled in the final balanced reaction.

Unless otherwise noted, it does not matter if you add H_2O or OH^- as a source of O atoms, although a reaction may specify *acidic solution* or *basic solution* as a hint of what species to use or what species to avoid. OH^- ions are not very common in acidic solutions, so they should be avoided in those circumstances.


✓ Example 15.3.3

Balance this redox reaction. Assume a basic solution.



Solution

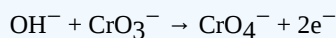
We start by separating the oxidation and reduction processes so we can balance each half reaction separately. The oxidation reaction is as follows:



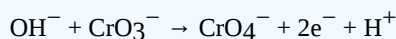
The Cr atom is going from a +5 to a +7 oxidation state and loses two electrons in the process. We add those two electrons to the product side:



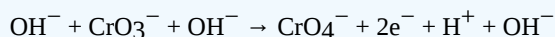
Now we must balance the O atoms. Because the solution is basic, we should use OH^- rather than H_2O :



We have introduced H atoms as part of the reactants; we can balance them by adding H^+ as products:



If we check the atoms and the overall charge on both sides, we see that this reaction is balanced. However, if the reaction is occurring in a basic solution, it is unlikely that H^+ ions will be present in quantity. The way to address this is to add an additional OH^- ion to each side of the equation:

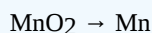


The two OH^- ions on the left side can be grouped together as 2OH^- . On the right side, the H^+ and OH^- ions can be grouped into an H_2O molecule:



This is a more appropriate form for a basic solution.

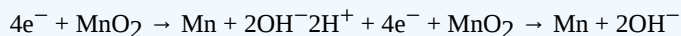
Now we balance the reduction reaction:



The Mn atom is going from +4 to 0 in oxidation number, which requires a gain of four electrons:



Then we balance the O atoms and then the H atoms:

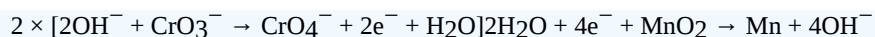


We add two OH^- ions to each side to eliminate the H^+ ion in the reactants; the reactant species combine to make two water molecules, and the number of OH^- ions in the product increases to four:

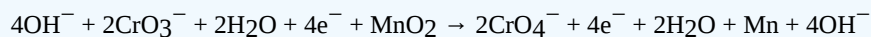


This reaction is balanced for a basic solution.

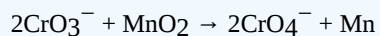
Now we combine the two balanced half reactions. The oxidation reaction has two electrons, while the reduction reaction has four. The least common multiple of these two numbers is four, so we multiply the oxidation reaction by 2 so that the electrons are balanced:



Combining these two equations results in the following equation:



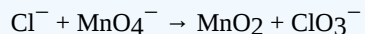
The four electrons cancel. So do the two H_2O molecules and the four OH^- ions. What remains is



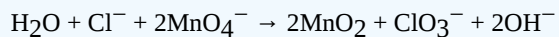
which is our final balanced redox reaction.

? Exercise 15.3.3

Balance this redox reaction. Assume a basic solution.



Answer



Key Takeaways

- Redox reactions can be balanced by inspection or by the half reaction method.
- A solvent may participate in redox reactions; in aqueous solutions, H_2O , H^+ , and OH^- may be reactants or products.

This page titled [15.3: Balancing Redox Reactions](#) is shared under a [CC BY-NC-SA 3.0](#) license and was authored, remixed, and/or curated by [Theodore Chan](#) via [source content](#) that was edited to the style and standards of the LibreTexts platform.

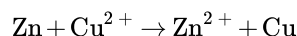
- 14.3: Balancing Redox Reactions** by Anonymous is licensed [CC BY-NC-SA 3.0](#). Original source: <https://2012books.lardbucket.org/books/beginning-chemistry>.

15.4: Applications of Redox Reactions - Voltaic Cells

Learning Objectives

- Learn the parts of a voltaic cell.
- Combine half reactions to determine the voltage of a voltaic cell.
- Understand how voltaic cells are used as batteries.

Consider this redox reaction:



If you were to mix zinc metal and copper ions in a container, this reaction would proceed by itself; we say that this reaction is *spontaneous*.

Suppose, however, we set up this reaction in a way depicted in Fig 14.4.1 - A Redox Reaction in Which the Two Half Reactions Are Physically Separated. Zinc and zinc ions are on one side of the system, while copper and copper ions are on the other side of the system. The two parts are connected with a wire.

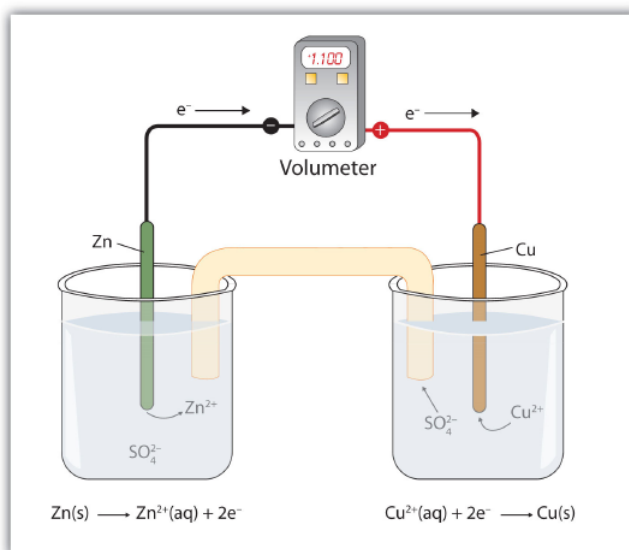


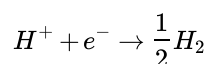
Figure 15.4.1 A Redox Reaction in Which the Two Half Reactions Are Physically Separated. One application of redox reactions requires that they be physically separated.

Even though the two half reactions are physically separated, a spontaneous redox reaction still occurs. However, in this case, the electrons transfer through the wire connecting the two half reactions; that is, this setup becomes a source of electricity. Useful work can be extracted from the electrons as they transfer from one side to the other. For example, a light bulb can be lit, or a motor can be operated. The apparatus as a whole, which allows useful electrical work to be extracted from a redox reaction, is called a **voltaic (galvanic) cell**.

Each individual system that contains a half reaction is called a **half cell**. The half cell that contains the oxidation reaction is called the **anode**, while the half cell that contains the reduction reaction is called the **cathode**. The cathode and anode collectively are the **electrodes** of the voltaic cell. Because electrons are coming from the anode, the anode is considered the *negative* electrode of the cell, while the cathode is considered the *positive* electrode of the cell. Finally, because electrons are moving from one half cell to the other, a charge imbalance builds up as the reaction proceeds. To counter that, a **salt bridge** is used; the salt bridge contains a solution of some ionic compound whose ions migrate to either side of the voltaic cell to maintain the charge balance.

The tendency for electrons to go from one half cell to another is called the **voltage** of the voltaic cell, represented by E . Sometimes the term *potential* is used to represent the voltage of a cell. Voltage is expressed in volts (V). The voltage of a voltaic cell is determined by the *difference* in the tendencies of the individual half cells and is characteristic of a given redox reaction when concentrations are specific (1.0 M for dissolved species and 1.0 atm for gases). Because the voltage of a redox reaction is determined by the difference of the tendencies of the individual half reactions, absolute voltages are unnecessary; only relative

voltages of each half reaction are needed. The relative voltage of each half cell is represented as $E_{1/2}$ and is based on the standard that the $E_{1/2}$ for the reaction



is assigned to be exactly 0.000 V under standard conditions of pressure and concentration. Table 15.4.1 - Standard Reduction Potentials of Half Reactions, lists some relative $E_{1/2}$ values for some half reactions. Note that all half reactions are listed as reduction reactions, so these values are called the **standard reduction potentials** of each half reaction.

Reduction Half Reaction	$E_{1/2}$ (V)
$F_2 + 2e^- \rightarrow 2F^-$	2.87
$Ce^{4+} + e^- \rightarrow Ce^{3+}$	1.61
$MnO_4^- + 8H^+ + 5e^- \rightarrow Mn^{2+} + 4H_2O$	1.51
$Cl_2 + 2e^- \rightarrow 2Cl^-$	1.36
$O_2 + 4H^+ + 4e^- \rightarrow 2H_2O$	1.23
$Br_2 + 2e^- \rightarrow 2Br^-$	1.06
$NO_3^- + 4H^+ + 3e^- \rightarrow NO + 2H_2O$	0.96
$Ag^+ + e^- \rightarrow Ag$	0.80
$Fe^{3+} + e^- \rightarrow Fe^{2+}$	0.77
$I_2 + 2e^- \rightarrow 2I^-$	0.54
$Cu^{2+} + 2e^- \rightarrow Cu$	0.34
$AgCl + e^- \rightarrow Ag + Cl^-$	0.222
$Sn^{4+} + 2e^- \rightarrow Sn^{2+}$	0.15
$2H^+ + 2e^- \rightarrow H_2$	0.000
$Pb^{2+} + 2e^- \rightarrow Pb$	-0.126
$Ni^{2+} + 2e^- \rightarrow Ni$	-0.25
$Cr^{3+} + e^- \rightarrow Cr^{2+}$	-0.41
$Fe^{2+} + 2e^- \rightarrow Fe$	-0.44
$Cr^{3+} + 3e^- \rightarrow Cr$	-0.74
$Zn^{2+} + 2e^- \rightarrow Zn$	-0.76
$Cr^{2+} + 2e^- \rightarrow Cr$	-0.91
$Ba^{2+} + 2e^- \rightarrow Ba$	-1.57
$Al^{3+} + 3e^- \rightarrow Al$	-1.66
$Mg^{2+} + 2e^- \rightarrow Mg$	-2.37
$Na^+ + e^- \rightarrow Na$	-2.714
$Li^+ + e^- \rightarrow Li$	-3.045


Table 15.4.1 Standard Reduction Potentials of Half Reactions

The above table lists only reduction reactions, but a redox reaction has a reduction *and* an oxidation. To make the oxidation reaction, simply reverse the reduction reaction in the above table and change the sign on the $E_{1/2}$ value. If the reduction potential is

negative, make the voltage for the oxidation positive; if the reduction potential is positive, make the voltage for the oxidation negative.

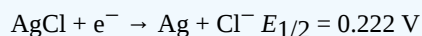
✓ Example 15.4.1

What is the value of $E_{1/2}$ for this half reaction?



Solution

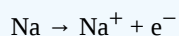
The given reaction is the reverse of this reaction:



Therefore, the $E_{1/2}$ of the given reaction is -0.222 V .

? Exercise 15.4.1

What is the value of $E_{1/2}$ for this half reaction?



Answer

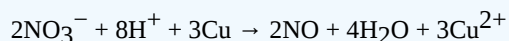
2.714 V

To determine the overall voltage of a particular voltaic cell, simply combine the voltages of the oxidation and reduction half reactions. Even if you need to take a multiple of a half reaction for the electrons to cancel, do not take the multiple of the $E_{1/2}$. Use the values directly as is from Table 15.4.1 - Standard Reduction Potentials of Half Reactions.

Spontaneous redox reactions have positive overall voltages. If the voltage of the reaction as written is negative, it is not spontaneous in that direction. Rather, the reverse reaction is the spontaneous redox reaction.

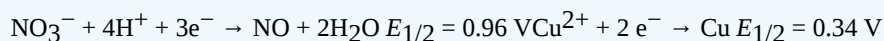
✓ Example 15.4.2

What is the voltage of a voltaic cell based on this reaction? Is the reaction spontaneous as written?

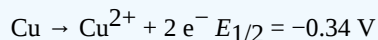


Solution

The overall redox reaction is formed from these two half reactions:



The second reaction is reversed in the overall redox reaction, so its voltage changes sign from the reduction reaction:




To obtain the voltage of the voltaic cell based on the overall reaction, we simply combine the two voltages of the half reactions:

$$E = 0.96 + (-0.34) = 0.62 \text{ V}$$

Because the overall voltage is positive, the reaction is spontaneous as written.

? Exercise 15.4.2

What is the voltage of a voltaic cell based on this reaction? Is the reaction spontaneous as written?



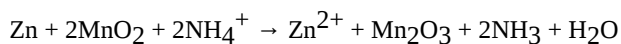
Answer

1.76 V; spontaneous

Technically, any redox reaction can be set up to make a voltaic cell. In modern society, however, only certain redox reactions are put to practical use. A portable voltaic cell that generates electricity to power devices for our convenience is called a **battery**. All batteries are based on redox reactions.

The first battery (called a "voltaic pile") was constructed by the Italian scientist Alessandro Volta in 1800 and was based on the copper/zinc reaction depicted in Figure 15.4.1 - A Redox Reaction in Which the Two Half Reactions Are Physically Separated. Unfortunately, it was messy, requiring quantities of copper and zinc salts dissolved in water. In 1866, the French scientist Georges Leclanché invented the **dry cell**, a precursor to today's modern battery. A schematic of a dry cell is shown in Figure 15.4.2 - Dry Cell. The zinc case and the central carbon rod serve as the anode and cathode, respectively. The other reactants are combined into a moist paste that minimizes free liquid, so the battery is less messy (hence the name *dry cell*).

The actual redox reaction is complex but can be represented by the following redox reaction:



A dry cell has a voltage of about 1.56 V. While common and useful, dry cells have relatively short lifetimes and contain acidic components. They also cannot be recharged, so they are one-use only. Batteries that can be used only once are called **primary batteries**.

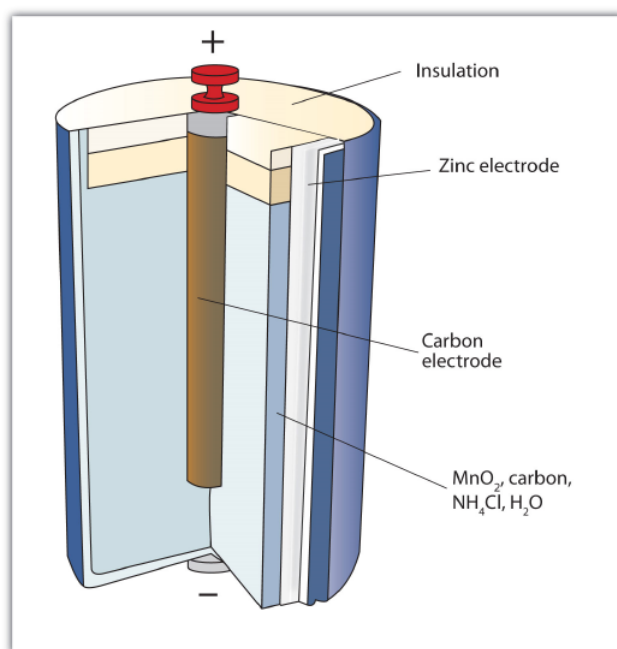
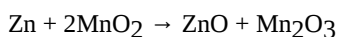


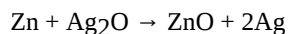
Figure 15.4.2 Dry Cell. The Leclanché dry cell is a common type of battery.

In the late 1950s, Lewis Urry of the Eveready Battery Company in Ohio invented the **alkaline battery** (still marketed today under the trade name *Energizer*). Alkaline batteries are similar to dry cells, but they use a basic moist paste rather than an acidic one. Moreover, the net amount of base does not change during the course of the redox reaction. The overall redox reaction is as follows:

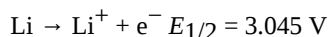


Alkaline batteries have the advantage of being longer lasting and holding their voltage better—about 1.54 V—throughout their lifetime.

A common type of battery, especially with the increased popularity of personal electronic devices, is the button battery (Figure 15.4.3 - Button Battery). A button battery is a small battery that can power small electronic devices; the batteries can be as small as 5 mm across. Two popular redox reactions used for button batteries are the alkaline dry-cell reaction and a silver oxide-based reaction:

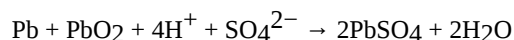


Some button batteries use a lithium-based redox reaction, typified by this anode reaction:



The actual redox reaction depends on the composition of the cathode and is variable depending on voltage. Lithium batteries can also be used for applications that require more energy, such as portable computers and electric vehicles. Some lithium-based batteries are rechargeable and can be used over and over again; such batteries are called **secondary batteries**.

An important secondary battery is the lead storage battery, shown in the Figure 15.4.4- Lead Storage Batteries. The lead storage battery is based on this redox reaction:



The redox reaction produces about 2 V, but it is typical to tie several individual batteries together to generate a larger voltage. The lead storage battery has the distinction that the product of both half reactions is PbSO_4 , which as a solid that accumulates on the many plates within each cell. The lead storage battery is a secondary battery, as it can be recharged and reused many times. Because it is based on lead, these batteries are rather heavy. They should also be recycled when replaced so that potentially dangerous lead does not escape into the environment. Because of their characteristics, lead storage batteries are used to start large engines in automobiles, boats, and airplanes.

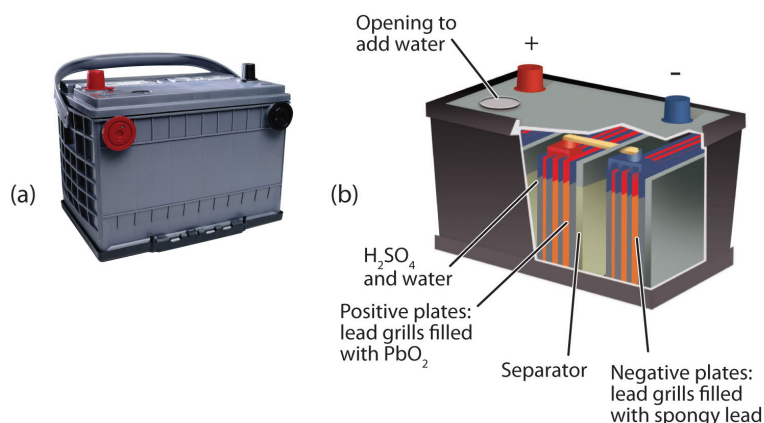


Figure 14.4.4 Lead Storage Batteries Photo © Thinkstock. (a) A photo of a lead storage battery. (b) A schematic diagram of a lead storage battery.

✓ Chemistry is Everywhere: Fuel Cells

A *fuel cell* is a type of battery in which reactants flow continuously into a specialized reaction chamber, and products flow out continuously while electrons are extracted from the reaction. Because all reactions in a fuel cell consist of a fuel and an oxidizer undergoing a redox reaction, an introduction of fuel cells is at home in a discussion of redox chemistry.

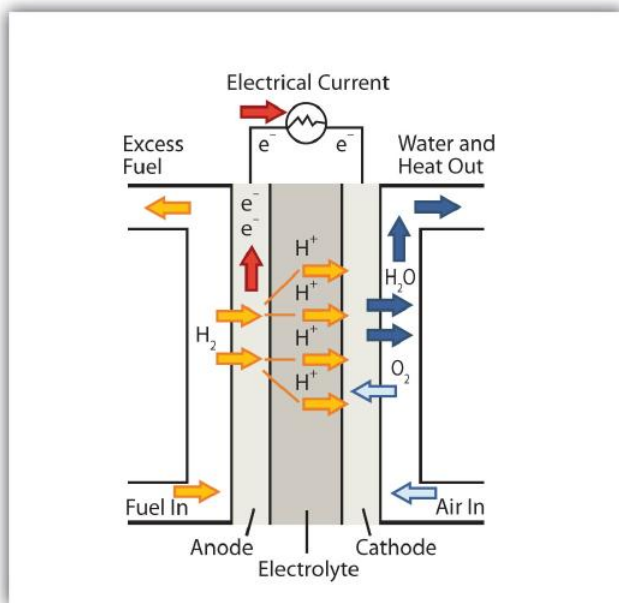
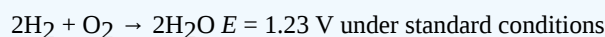


Figure 15.4.5 Fuel Cells. This fuel cell uses H₂ as the fuel and O₂ as the oxidizer.

By far the most common fuel cell reaction is based on hydrogen and oxygen:



However, fuel cells typically do not work under standard nor even optimal conditions, so they typically generate about 0.6–0.7 V. In this fuel cell, the only two products are water and electricity, so the fuel cell not only does not create pollution, but also makes a by-product that in some environments is a valuable commodity (water). Other fuels can be used besides hydrogen; fuel cells have been developed that work on methane, methyl alcohol, ethyl alcohol, carbon-rich materials, and even magnesium metal.

Hydrogen-based fuel cells were and are used to provide electricity for manned space vehicles, partly because their only chemical product is water, which could be used for drinking. However, there has been a recent resurgence in interest in fuel cells because of their potential use in electric cars. Most electric cars run on conventional batteries, which can be very heavy and expensive to replace. It is thought that fuel cells, rather than conventional batteries, might be better sources of electricity for automobiles.

Several current barriers to fuel cell use in electric cars include capacity, cost, and overall energy efficiency. The 2008 Honda FCX, the first production model of a vehicle powered with a fuel cell, can hold 4.1 kg (just under 9 lb) of highly pressured H₂ gas and has a range of 450 km (280 mi). It costs about \$120,000–\$140,000 to build, making the vehicle beyond the ability of most people to own. Finally, it always requires more energy to produce elemental hydrogen as a fuel than can be extracted from hydrogen as a fuel. As such, hydrogen is described as an energy carrier (like electricity) rather than an energy source (like oil and gas). This distinction points out a fundamental argument against fuel cells as a "better" power source.



Figure 15.4.6 Honda FCX. Source: Photo courtesy of vernieman, commons.wikimedia.org/wiki/File:Honda_FCX_2006_KLIMS_front.jpg.

The 2008 Honda FCX was the first production car to use a fuel cell as a power source. Nonetheless, the car is in very limited service because of its need for relatively large quantities of elemental hydrogen as fuel.

The limitations notwithstanding, there is a lot of interest in fuel cell research. If ways can be found to circumvent their current limitations, fuel cells may become more and more common as power sources.

Key Takeaways

- A voltaic cell produces electricity as a redox reaction occurs.
- The voltage of a voltaic cell can be determined by the reduction potentials of the half reactions.
- Voltaic cells are fashioned into batteries, which are a convenient source of electricity.

This page titled [15.4: Applications of Redox Reactions - Voltaic Cells](#) is shared under a [CC BY-NC-SA 3.0](#) license and was authored, remixed, and/or curated by [Theodore Chan](#) via [source content](#) that was edited to the style and standards of the LibreTexts platform.

- [14.4: Applications of Redox Reactions - Voltaic Cells](#) by Anonymous is licensed [CC BY-NC-SA 3.0](#). Original source: <https://2012books.lardbucket.org/books/beginning-chemistry>.

15.5: Electrolysis

Learning Objectives

- Describe electrolysis from a perspective of redox reactions.
- Give examples of electrolysis applications.

Up to this point, we have considered redox reactions for processes that are spontaneous. When set up as a voltaic cell or battery, such reactions can be used as a source of electricity. However, it is possible to go in the other direction. By forcing electricity into a cell, we can make a redox reaction occur that normally would not be spontaneous. Under these circumstances, the cell is called an **electrolytic cell**, and the process that occurs in the cell is called **electrolysis** (Figure 15.5.1).

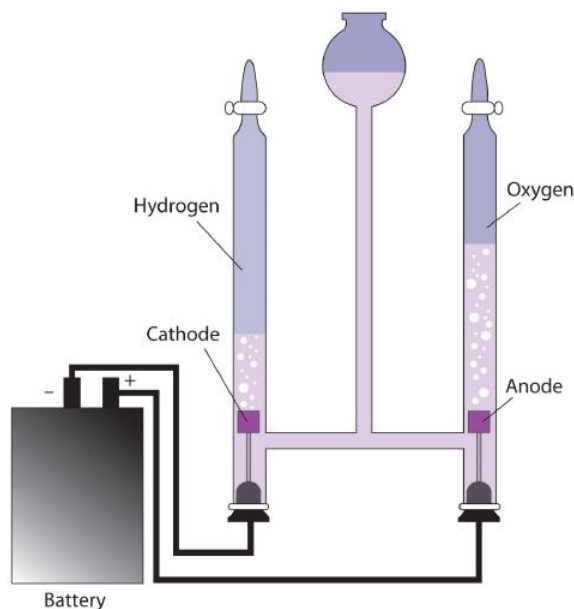
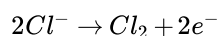
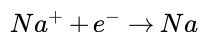


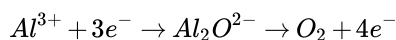
Figure 15.5.1: Electrolysis. In an electrolytic cell, electricity is forced through the cell to induce a non-spontaneous redox reaction. Here, the redox reaction $2\text{H}_2\text{O} \rightarrow 2\text{H}_2 + \text{O}_2$ is being caused by the introduction of electricity, which is supplied by the battery.

Electrolysis has many applications. For example, if NaCl is melted at about 800°C in an electrolytic cell and an electric current is passed through it, elemental sodium will appear at the cathode and elemental chlorine will appear at the anode as the following two reactions occur:



Normally we expect elemental sodium and chlorine to react spontaneously to make NaCl. However, by using an input of electricity, we can force the opposite reaction to occur and generate the elements. Lithium, potassium, and magnesium can also be isolated from compounds by electrolysis.

Another element that is isolated by electrolysis is aluminum. Aluminum formerly was a difficult metal to isolate in its elemental form; in fact, the top of the Washington Monument has a 2.8 kg cap of aluminum metal, which at the time (1884) was the largest piece of elemental aluminum ever isolated. However, in 1886, the American Charles Hall and the Frenchman Paul Héroult almost simultaneously worked out an electrolytic process for isolating aluminum from bauxite—an ore of aluminum whose chemical formula is $\text{AlO}_x(\text{OH})_3 - 2x$. The basic reactions are as follows:



With the development of the Hall-Héroult process, the price of aluminum dropped by a factor of over 200, and aluminum metal became common. So much elemental aluminum is produced in the United States each year that it has been estimated that the

electrolysis of aluminum uses 5% of all the electricity in the country. (Recycling aluminum requires about 1/70th the energy of refining aluminum from ore, which illustrates the tremendous energy savings that recycling provides.)

Another application of electrolysis is electroplating, which is the deposition of a thin layer of metal on an object for protective or decorative purposes (Figure 15.5.2). Essentially, a metal object is connected to the cathode of an electrolytic cell and immersed in a solution of a particular metal cation. When the electrolytic cell is operated, a thin coating of the metal cation is reduced to the elemental metal on the surface of the object; the thickness of the coating can be as little as a few micrometers (10^{-6} m). Jewelry, eating utensils, electrical contacts, and car parts like bumpers are common items that are electroplated. Gold, silver, nickel, copper, and chromium are common metals used in electroplating.



Figure 15.5.2: Electroplating Source. Photo courtesy of Fstep, <http://commons.wikimedia.org/wiki/File:Hullcell.jpg> (opens in new window).

Key Takeaways

- Electrolysis is a forced non-spontaneous redox occurrence by the introduction of electricity into a cell from an outside source.
- Electrolysis is used to isolate elements and electroplate objects.

This page titled [15.5: Electrolysis](#) is shared under a [CC BY-NC-SA 3.0](#) license and was authored, remixed, and/or curated by [Theodore Chan](#) via [source content](#) that was edited to the style and standards of the LibreTexts platform.

- [14.5: Electrolysis](#) by Anonymous is licensed [CC BY-NC-SA 3.0](#). Original source: <https://2012books.lardbucket.org/books/beginning-chemistry>.

15.E: Oxidation-Reduction Reaction (Exercises)

Exercises (Oxidation-Reduction Reactions)

1. Is this reaction a redox reaction? Explain your answer. $2\text{K(s)} + \text{Br}_2(\ell) \rightarrow 2\text{KBr(s)}$
2. Is this reaction a redox reaction? Explain your answer. $2\text{NaCl(aq)} + \text{Pb(NO}_3)_2(\text{aq}) \rightarrow 2\text{NaNO}_3(\text{aq}) + \text{PbCl}_2(\text{s})$
3. Which substance loses electrons and which substance gains electrons in this reaction? $2\text{Mg(s)} + \text{O}_2(\text{g}) \rightarrow 2\text{MgO}$
4. Which substance loses electrons and which substance gains electrons in this reaction? $16\text{Fe(s)} + 3\text{S}_8(\text{s}) \rightarrow 8\text{Fe}_2\text{S}_3(\text{s})$
5. Which substance is oxidized and which substance is reduced in this reaction? $2\text{Li(s)} + \text{O}_2(\text{g}) \rightarrow \text{Li}_2\text{O}_2(\text{s})$
6. Which substance is oxidized and which substance is reduced in this reaction? $2\text{Fe(s)} + 3\text{I}_2(\text{s}) \rightarrow 2\text{FeI}_3(\text{s})$
7. What are two different definitions of oxidation?
8. What are two different definitions of reduction?
9. Assign oxidation numbers to the atoms in each substance.
 - a. P_4
 - b. SO_3
 - c. SO_3^{2-}
 - d. $\text{Ca}_3(\text{PO}_3)_2$
10. Assign oxidation numbers to the atoms in each substance.
 - a. PCl_5
 - b. $(\text{NH}_4)_2\text{Se}$
 - c. Ag
 - d. Li_2O_2
11. Assign oxidation numbers to the atoms in each substance.
 - a. NO
 - b. NO_2
 - c. CrCl_2
 - d. CrCl_3
12. Assign oxidation numbers to the atoms in each substance.
 - a. NaH
 - b. N_2O_3
 - c. NO_2^-
 - d. CuNO_3
13. Assign oxidation numbers to the atoms in each substance.
 - a. CH_2O
 - b. NH_3
 - c. Rb_2SO_4
 - d. $\text{Zn}(\text{C}_2\text{H}_3\text{O}_2)_2$
14. Assign oxidation numbers to the atoms in each substance.

- a. C_6H_6
- b. $\text{B}(\text{OH})_3$
- c. Li_2S
- d. Au

15. Identify what is being oxidized and reduced in this redox reaction by assigning oxidation numbers to the atoms. $2\text{NO} + \text{Cl}_2 \rightarrow 2\text{NOCl}$
16. Identify what is being oxidized and reduced in this redox reaction by assigning oxidation numbers to the atoms. $\text{Sr} + \text{SO}_3 \rightarrow \text{SrSO}_3$
17. Identify what is being oxidized and reduced in this redox reaction by assigning oxidation numbers to the atoms. $2\text{KrF}_2 + 2\text{H}_2\text{O} \rightarrow 2\text{Kr} + 4\text{HF} + \text{O}_2$
18. Identify what is being oxidized and reduced in this redox reaction by assigning oxidation numbers to the atoms. $\text{SO}_3 + \text{SCl}_2 \rightarrow \text{SOCl}_2 + \text{SO}_2$
19. Identify what is being oxidized and reduced in this redox reaction by assigning oxidation numbers to the atoms. $2\text{Rb} + \text{MgCl}_2 \rightarrow 2\text{RbCl} + \text{Mg}$
20. Identify what is being oxidized and reduced in this redox reaction by assigning oxidation numbers to the atoms. $2\text{C}_8\text{H}_{18} + 25\text{O}_2 \rightarrow 16\text{CO}_2 + 18\text{H}_2\text{O}$

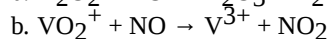
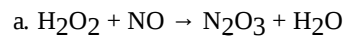
Answers

1. yes because oxidation numbers are changing
3. lose: Mg; gain: O
5. oxidized: Li; reduced: O
7. increase in oxidation number; loss of electrons
- 9.
- a. P: 0
 - b. S: +6; O: -2
 - c. S: +4; O: -2
 - d. Ca: +2; P: +3; O: -2
- 11.
- a. N: +2; O: -2
 - b. N: +4; O: -2
 - c. Cr: +2; Cl: -1
 - d. Cr: +3; Cl: -1
- 13.
- a. C: 0; H: +1; O: -2
 - b. N: -3; H: +1
 - c. Rb: +1; S: +6; O: -2
 - d. Zn: +2; C: 0; H: +1; O: -2
15. oxidized: N; reduced: Cl
17. oxidized: O; reduced: Kr
19. oxidized: Rb; reduced: Mg

Exercises (Balancing Redox Reactions)

- Balance these redox reactions by inspection.
 - $\text{Na} + \text{F}_2 \rightarrow \text{NaF}$
 - $\text{Al}_2\text{O}_3 + \text{H}_2 \rightarrow \text{Al} + \text{H}_2\text{O}$
- Balance these redox reactions by inspection.
 - $\text{Fe}_2\text{S}_3 + \text{O}_2 \rightarrow \text{Fe}_2\text{O}_3 + \text{S}$
 - $\text{Cu}_2\text{O} + \text{H}_2 \rightarrow \text{Cu} + \text{H}_2\text{O}$
- Balance these redox reactions by inspection.
 - $\text{CH}_4 + \text{O}_2 \rightarrow \text{CO}_2 + \text{H}_2\text{O}$
 - $\text{P}_2\text{O}_5 + \text{Cl}_2 \rightarrow \text{PCl}_3 + \text{O}_2$
- Balance these redox reactions by inspection.
 - $\text{PbCl}_2 + \text{FeCl}_3 \rightarrow \text{PbCl}_4 + \text{FeCl}_2$
 - $\text{SO}_2 + \text{F}_2 \rightarrow \text{SF}_4 + \text{OF}_2$
- Balance these redox reactions by the half reaction method.
 - $\text{Ca} + \text{H}^+ \rightarrow \text{Ca}^{2+} + \text{H}_2$
 - $\text{Sn}^{2+} \rightarrow \text{Sn} + \text{Sn}^{4+}$ (Hint: both half reactions will start with the same reactant.)
- Balance these redox reactions by the half reaction method.
 - $\text{Fe}^{3+} + \text{Sn}^{2+} \rightarrow \text{Fe} + \text{Sn}^{4+}$
 - $\text{Pb}^{2+} \rightarrow \text{Pb} + \text{Pb}^{4+}$ (Hint: both half reactions will start with the same reactant.)
- Balance these redox reactions by the half reaction method.
 - $\text{Na} + \text{Hg}_2\text{Cl}_2 \rightarrow \text{NaCl} + \text{Hg}$
 - $\text{Al}_2\text{O}_3 + \text{C} \rightarrow \text{Al} + \text{CO}_2$
- Balance these redox reactions by the half reaction method.
 - $\text{Br}^- + \text{I}_2 \rightarrow \text{I}^- + \text{Br}_2$
 - $\text{CrCl}_3 + \text{F}_2 \rightarrow \text{CrF}_3 + \text{Cl}_2$
- Balance these redox reactions that occur in aqueous solution. Use whatever water-derived species is necessary; there may be more than one correct balanced equation.
 - $\text{Cu} + \text{NO}_3^- \rightarrow \text{Cu}^{2+} + \text{NO}_2$
 - $\text{Fe} + \text{MnO}_4^- \rightarrow \text{Fe}^{3+} + \text{Mn}$
- Balance these redox reactions that occur in aqueous solution. Use whatever water-derived species is necessary; there may be more than one correct balanced equation.
 - $\text{CrO}_3 + \text{Ni}^{2+} \rightarrow \text{Cr}^{3+} + \text{Ni}^{3+}$
 - $\text{OsO}_4 + \text{C}_2\text{H}_4 \rightarrow \text{Os} + \text{CO}_2$
- Balance these redox reactions that occur in aqueous solution. Use whatever water-derived species is necessary; there may be more than one correct balanced equation.
 - $\text{ClO}^- + \text{Ti}^{2+} \rightarrow \text{Ti}^{4+} + \text{Cl}^-$
 - $\text{BrO}_3^- + \text{Ag} \rightarrow \text{Ag}^+ + \text{BrO}_2$

12. Balance these redox reactions that occur in aqueous solution. Use whatever water-derived species is necessary; there may be more than one correct balanced equation.

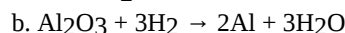
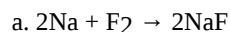


13. Explain why this chemical equation is not balanced and balance it if it can be balanced: $\text{Cr}^{2+} + \text{Cl}_2 \rightarrow \text{Cr}^{3+} + 2\text{Cl}^-$

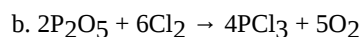
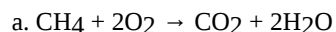
14. Explain why this equation is not balanced and balance it if it can be balanced: $\text{O}_2 + 2\text{H}_2\text{O} + \text{Br}_2 \rightarrow 4\text{OH}^- + 2\text{Br}^-$

Answers

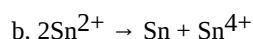
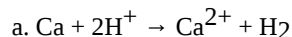
1.



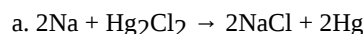
3.



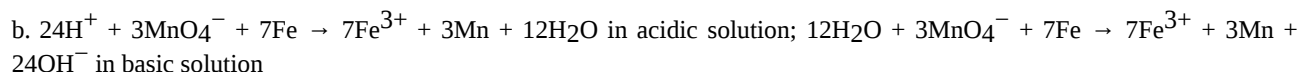
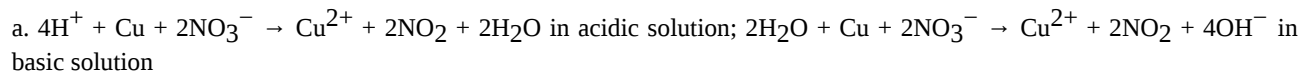
5.



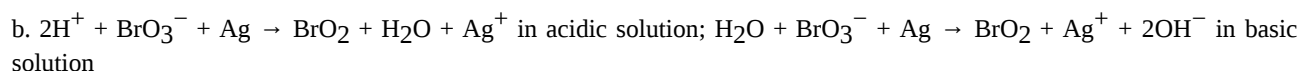
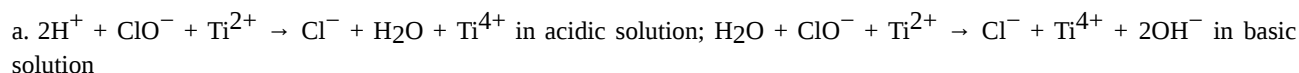
7.



9.



11.



13. The charges are not properly balanced. The correct balanced equation is $2\text{Cr}^{2+} + \text{Cl}_2 \rightarrow 2\text{Cr}^{3+} + 2\text{Cl}^-$.

Exercises (Applications of Redox Reactions - Voltaic Cells)

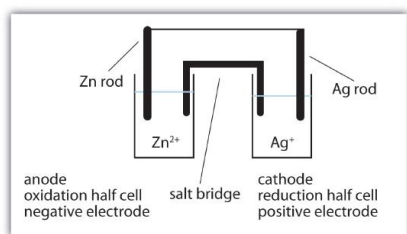
1. Draw the voltaic cell represented by this reaction and label the cathode, the anode, the salt bridge, the oxidation half cell, the reduction half cell, the positive electrode, and the negative electrode. Use Fig. 14.4.1 as a guide. $\text{Zn} + 2\text{Ag}^+ \rightarrow \text{Zn}^{2+} + 2\text{Ag}$

2. Draw the voltaic cell represented by this reaction and label the cathode, the anode, the salt bridge, the oxidation half cell, the reduction half cell, the positive electrode, and the negative electrode. Use Fig. 14.4.1 as a guide. $3\text{Mg} + 2\text{Cr}^{3+} \rightarrow 3\text{Mg}^{2+} + 2\text{Cr}$

3. What is the voltage of this half reaction? $2\text{F}^- \rightarrow \text{F}_2 + 2\text{e}^-$

4. What is the voltage of this half reaction? $\text{Na} \rightarrow \text{Na}^+ + \text{e}^-$
5. What is the voltage of the voltaic cell in Exercise 1? Consult Table 14.4.1.
6. What is the voltage of the voltaic cell in Exercise 2? Consult Table 14.4.1.
7. Balance this redox reaction and determine its voltage. Is it spontaneous? $\text{Li}^+ + \text{Al} \rightarrow \text{Li} + \text{Al}^{3+}$
8. Balance this redox reaction and determine its voltage. Is it spontaneous? $\text{Pb}^{2+} + \text{Ni} \rightarrow \text{Pb} + \text{Ni}^{2+}$
9. Balance this redox reaction and determine its voltage. Is it spontaneous? $\text{Cu}^{2+} + \text{Ag} + \text{Cl}^- \rightarrow \text{Cu} + \text{AgCl}$
10. Balance this redox reaction and determine its voltage. Is it spontaneous? $\text{Mn}^{2+} + \text{Br}_2 \rightarrow \text{MnO}_4^- + \text{Br}^-$
11. Which reaction represents the cathode reaction in Exercise 7? The anode reaction?
12. Which reaction represents the cathode reaction in Exercise 8? The anode reaction?
13. Which reaction represents the cathode reaction in Exercise 9? The anode reaction?
14. Which reaction represents the cathode reaction in Exercise 10? The anode reaction?
15. A voltaic cell is based on this reaction: $\text{Ni} + 2\text{Au}^+ \rightarrow \text{Ni}^{2+} + 2\text{Au}$; If the voltage of the cell is 0.33 V, what is the standard reduction potential of the $\text{Au}^+ + \text{e}^- \rightarrow \text{Au}$ half reaction?
16. A voltaic cell is based on this reaction: $3\text{Pb} + 2\text{V}^{3+} \rightarrow 3\text{Pb}^{2+} + 2\text{V}$; If the voltage of the cell is -0.72 V, what is the standard reduction potential of the $\text{V}^{3+} + 3\text{e}^- \rightarrow \text{V}$ half reaction?
17. What species is being oxidized and what species is being reduced in a dry cell?
18. What species is being oxidized and what species is being reduced in an alkaline battery?
19. What species is being oxidized and what species is being reduced in a silver oxide button battery?
20. What species is being oxidized and what species is being reduced in a lead storage battery?
21. Based on the data in Table 14.4.1, what is the highest voltage battery you can construct?
22. Based on the data in Table 14.4.1, what is the lowest voltage battery you can construct? (This may be more challenging to answer than Exercise 21.)

Answers



- 1.
3. -2.87 V
5. 1.56 V

7. $3\text{Li}^+ + \text{Al} \rightarrow 3\text{Li} + \text{Al}^{3+}$; -1.39 V ; not spontaneous
9. $\text{Cu}^{2+} + 2\text{Ag} + 2\text{Cl}^- \rightarrow \text{Cu} + 2\text{AgCl}$; 0.12 V ; spontaneous
11. cathode reaction: $\text{Li}^+ + \text{e}^- \rightarrow \text{Li}$; anode reaction: $\text{Al} \rightarrow \text{Al}^{3+} + 3\text{e}^-$
13. cathode reaction: $\text{Cu}^{2+} + 2\text{e}^- \rightarrow \text{Cu}$; anode reaction: $\text{Ag} + \text{Cl}^- \rightarrow \text{AgCl} + \text{e}^-$
15. 0.08 V
17. oxidized: Zn; reduced: Mn
19. oxidized: Zn; reduced: Ag
21. 5.92 V from the reaction of F_2 and Li

Exercises (Electrolysis)

1. Define *electrolytic cell*.
2. How does the operation of an electrolytic cell differ from a voltaic cell?
3. List at least three elements that are produced by electrolysis.
4. Write the half reactions for the electrolysis of the elements listed in Exercise 3.
5. Based on Table 14.4.1, what voltage must be applied to an electrolytic cell to electroplate copper from Cu^{2+} ?
6. Based on Table 14.4.1, what voltage must be applied to an electrolytic cell to electroplate aluminum from Al^{3+} ?

Answers

1. an electrochemical cell in which charge is forced through and a nonspontaneous reaction occurs
3. any three of the following: Al, K, Li, Na, Cl_2 , or Mg
5. 0.34 V

Additional Exercises

1. Oxidation was once defined as chemically adding oxygen to a substance. Use this reaction to argue that this definition is consistent with the modern definition of oxidation: $2\text{Mg} + \text{O}_2 \rightarrow 2\text{MgO}$
2. Reduction was once defined as chemically adding hydrogen to a substance. Use this reaction to argue that this definition is consistent with the modern definition of reduction: $\text{C}_2\text{H}_2 + 2\text{H}_2 \rightarrow \text{C}_2\text{H}_6$
3. Assign oxidation numbers to the atoms in each substance.
 - a. Kr (krypton)
 - b. krypton tetrafluoride (KrF_4)
 - c. dioxygen difluoride (O_2F_2)
4. Assign oxidation numbers to the atoms in each substance.
 - a. lithium hydride (LiH)
 - b. potassium peroxide (K_2O_2)
 - c. potassium fluoride (KF)
5. N atoms can have a wide range of oxidation numbers. Assign oxidation numbers for the N atom in each compound, all of which are known compounds.
 - a. N_2O_5
 - b. N_2O_4

- c. NO₂
- d. NO
- e. N₂H₄
- f. NH₃

6. Cr atoms can have a wide range of oxidation numbers. Assign oxidation numbers for the Cr atom in each compound, all of which are known compounds.
 - a. Na₂CrO₄
 - b. Na₂Cr₂O₇
 - c. CrF₅
 - d. CrCl₃
 - e. CrCl₂
7. Balance this redox reaction by inspection: $\text{S}_8 + \text{O}_2 \rightarrow \text{SO}_2$
8. Balance this redox reaction by inspection: $\text{C}_{18}\text{H}_{38} + \text{O}_2 \rightarrow \text{CO}_2 + \text{H}_2\text{O}$
9. Balance this redox reaction by the half reaction method by assuming an acidic solution: $\text{Cr}_2\text{O}_7^{2-} + \text{Fe} \rightarrow \text{Cr}^{3+} + \text{Fe}^{3+}$
10. Balance the redox reaction in Exercise 9 by the half reaction method by assuming a basic solution.
11. The uranyl ion (UO_2^{2+}) is a fairly stable ion of uranium that requires strong reducers to reduce the oxidation number of uranium further. Balance this redox reaction using the half reaction method by assuming an acidic solution. $\text{UO}_2^{2+} + \text{HN}_3 \rightarrow \text{U} + \text{N}_2$
12. Balance the redox reaction in Exercise 11 by the half reaction method by assuming a basic solution.
13. Zinc metal can be dissolved by acid, which contains H^+ ions. Demonstrate that this is consistent with the fact that this reaction has a spontaneous voltage: $\text{Zn} + 2\text{H}^+ \rightarrow \text{Zn}^{2+} + \text{H}_2$
14. Copper metal cannot be dissolved by acid, which contains H^+ ions. Demonstrate that this is consistent with the fact that this reaction has a nonspontaneous voltage: $\text{Cu} + 2\text{H}^+ \rightarrow \text{Cu}^{2+} + \text{H}_2$
15. A disproportionation reaction occurs when a single reactant is both oxidized and reduced. Balance and determine the voltage of this disproportionation reaction. Use the data in [Table 14.4.1 - Standard Reduction Potentials of Half Reactions](#): $\text{Cr}^{2+} \rightarrow \text{Cr} + \text{Cr}^{3+}$
16. A disproportionation reaction occurs when a single reactant is both oxidized and reduced. Balance and determine the voltage of this disproportionation reaction. Use the data in [Table 14.4.1 - Standard Reduction Potentials of Half Reactions](#): $\text{Fe}^{2+} \rightarrow \text{Fe} + \text{Fe}^{3+}$
17. What would be overall reaction for a fuel cell that uses CH₄ as the fuel?
18. What would be overall reaction for a fuel cell that uses gasoline (general formula C₈H₁₈) as the fuel?
19. When NaCl undergoes electrolysis, sodium appears at the cathode. Is the definition of cathode the same for an electrolytic cell as it is for a voltaic cell?
20. When NaCl undergoes electrolysis, chlorine appears at the anode. Is the definition of anode the same for an electrolytic cell as it is for a voltaic cell?

21. An award is being plated with pure gold before it is presented to a recipient. If the area of the award is 55.0 cm^2 and will be plated with $3.00 \mu\text{m}$ of Au, what mass of Au will be plated on the award? The density of Au is 19.3 g/cm^3 .
22. The unit of electrical charge is called the coulomb (C). It takes 96,500 coulombs of charge to reduce 27.0 g of Al from Al^{3+} to Al metal. At $1,040 \text{ cm}^3$, how many coulombs of charge were needed to reduce the aluminum in the cap of the Washington monument, assuming the cap is pure Al? The density of Al is 2.70 g/cm^3 .

Answers

1. As oxygen is added to magnesium, it is being oxidized. In modern terms, the Mg atoms are losing electrons and being oxidized, while the electrons are going to the O atoms.
- 3.
- Kr: 0
 - Kr: +4; F: -1
 - O: +1; F: -1
- 5.
- +5
 - +4
 - +4
 - +2
 - 2
 - 3
7. $\text{S}_8 + 8\text{O}_2 \rightarrow 8\text{SO}_2$
9. $14\text{H}^+ + \text{Cr}_2\text{O}_7^{2-} + 2\text{Fe} \rightarrow 2\text{Cr}^{3+} + 7\text{H}_2\text{O} + 2\text{Fe}^{3+}$
11. $6\text{HN}_3 + \text{UO}_2^{2+} \rightarrow \text{U} + 2\text{H}_2\text{O} + 9\text{N}_2 + 2\text{H}^+$
13. The voltage of the reaction is $+0.76 \text{ V}$, which implies a spontaneous reaction.
15. $3\text{Cr}^{2+} \rightarrow \text{Cr} + 2\text{Cr}^{3+}$; -0.50 V
17. $\text{CH}_4 + 2\text{O}_2 \rightarrow \text{CO}_2 + 2\text{H}_2\text{O}$
19. yes because reduction occurs at the cathode
21. 0.318 g
- a.

This page titled [15.E: Oxidation-Reduction Reaction \(Exercises\)](#) is shared under a [CC BY-NC-SA 3.0](#) license and was authored, remixed, and/or curated by [Theodore Chan](#) via [source content](#) that was edited to the style and standards of the LibreTexts platform.

- [14.E: Oxidation-Reduction Reaction \(Exercises\)](#) by Anonymous is licensed [CC BY-NC-SA 3.0](#). Original source: <https://2012books.lardbucket.org/books/beginning-chemistry>.

CHAPTER OVERVIEW

16: Nuclear Chemistry

Most chemists pay little attention to the nucleus of an atom except to consider the number of protons it contains, because that determines an element's identity. However, in nuclear chemistry, the composition of the nucleus and the changes that occur there are very important. Applications of nuclear chemistry may be more widespread than you realize. Many people are aware of nuclear power plants and nuclear bombs, but nuclear chemistry also has applications ranging from smoke detectors to medicine, from the sterilization of food to the analysis of ancient artifacts. In this chapter, we will examine some of the basic concepts of nuclear chemistry and some of the nuclear reactions that are important in our everyday lives.

[16.1: Prelude to Nuclear Chemistry](#)

[16.2: Radioactivity](#)

[16.3: Half-Life](#)

[16.4: Units of Radioactivity](#)

[16.5: Uses of Radioactive Isotopes](#)

[16.6: Nuclear Energy](#)

[16.E: Nuclear Chemistry \(Exercises\)](#)

This page titled [16: Nuclear Chemistry](#) is shared under a [CC BY-NC-SA 3.0](#) license and was authored, remixed, and/or curated by [Theodore Chan](#) via [source content](#) that was edited to the style and standards of the LibreTexts platform.

16.1: Prelude to Nuclear Chemistry

Most of us have at least one device in our homes that guards our safety and, at the same time, depends on radioactivity to operate properly. This device is a smoke detector.

A typical smoke detector contains an electric circuit that includes two metal plates about 1 cm apart. A battery in the circuit creates a voltage between the plates. Next to the plates is a small disk containing a tiny amount (~ 0.0002 g) of the radioactive element americium. The radioactivity of americium ionizes the air between the plates, causing a tiny current to constantly flow between them. (This constant drain on the battery explains why the batteries in smoke detectors should be replaced regularly, whether the alarm has been triggered or not.) When particles of smoke from a fire enter the smoke detector, they interfere with the ions between the metal plates, interrupting the flow of current. When the current drops beneath a set value, another circuit triggers a loud alarm, warning of the possible presence of fire.



Figure 16.1.1: Smoke Detector. (CC SA -BY 3.0; Tumi-1983).

Although radioactive, the americium in a smoke detector is embedded in plastic and is not harmful unless the plastic package is taken apart, which is unlikely. Nuclear chemistry is often thought of only in connection with the nuclear power industry and atomic bombs. Although many people have an unfounded fear of radioactivity, smoke detectors save thousands of lives every year. The applications of nuclear chemistry may be more widespread than you think.

This page titled [16.1: Prelude to Nuclear Chemistry](#) is shared under a [CC BY-NC-SA 3.0](#) license and was authored, remixed, and/or curated by [Theodore Chan](#) via [source content](#) that was edited to the style and standards of the LibreTexts platform.

- [15.1: Prelude to Nuclear Chemistry](#) by Anonymous is licensed [CC BY-NC-SA 3.0](#). Original source: <https://2012books.lardbucket.org/books/beginning-chemistry>.

16.2: Radioactivity

Learning Objective

- Define and give examples of the major types of radioactivity.

We saw in Chapter 3 that atoms are composed of subatomic particles—protons, neutrons, and electrons. Protons and neutrons are located in the nucleus and provide most of the mass of an atom, while electrons circle the nucleus in shells and subshells and account for an atom's size.

In Chapter 2, we also introduced the notation for succinctly representing an isotope of a particular atom:



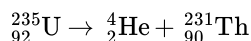
The element in this example, represented by the symbol C, is carbon. Its atomic number, 6, is the subscript next to the symbol and is the number of protons in the atom. The mass number, the superscript next to the symbol, is the sum of the number of protons and neutrons in the nucleus of this particular isotope. In this case, the mass number is 12, which means that the number of neutrons in the atom is $12 - 6 = 6$ (that is, the mass number of the atom minus the number of protons in the nucleus equals the number of neutrons). Occasionally, the atomic number is omitted in this notation because the symbol of the element itself conveys its characteristic atomic number. The two isotopes of hydrogen— ${}^2\text{H}$ and ${}^3\text{H}$ —are given their own names and symbols: deuterium (D) and tritium (T), respectively.

Atomic theory in the nineteenth century presumed that nuclei had fixed compositions. But in 1896, the French scientist Henri Becquerel found that a uranium compound placed near a photographic plate made an image on the plate, even if the compound was wrapped in black cloth. He reasoned that the uranium compound was emitting some kind of radiation that passed through the cloth to expose the photographic plate. Further investigations showed that the radiation was a combination of particles and electromagnetic rays, with its ultimate source being the atomic nucleus. These emanations were ultimately called, collectively, **radioactivity**.

There are three main forms of radioactive emissions. The first is called an **alpha particle**, which is symbolized by the Greek letter α . An alpha particle is composed of 2 protons and 2 neutrons and is the same as a helium nucleus. We often use:



to represent an alpha particle. It has a $2+$ charge. When a radioactive atom emits an alpha particle, the original atom's atomic number decreases by 2 (because of the loss of 2 protons), and its mass number decreases by 4 (because of the loss of 4 nuclear particles). We can represent the emission of an alpha particle with a chemical equation. For example, the alpha-particle emission of uranium-235 is as follows:



Rather than calling this equation a chemical equation, we call it a **nuclear equation** to emphasize that the change occurs in an atomic nucleus. How do we know that a product of this reaction is ${}^{231}_{90}\text{Th}$? We use the law of conservation of matter, which says that matter cannot be created or destroyed. This means that we must have the same number of protons and neutrons on both sides of the nuclear equation. If our uranium nucleus loses 2 protons, there are 90 protons remaining, identifying the element as thorium. Moreover, if we lose four nuclear particles of the original 235, there are 231 remaining. So we use subtraction to identify the isotope of the Th atom—in this case,



Chemists often use the names **parent isotope** and **daughter isotope** to represent the original atom and the product other than the alpha particle. In the previous example,



is the parent isotope, and



is the daughter isotope. When one element changes into another in this manner, it undergoes **radioactive decay**.

✓ Example 16.2.1

Write the nuclear equation that represents the radioactive decay of radon-222 by alpha particle emission and identify the daughter isotope.

Solution

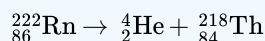
Radon has an atomic number of 86, so the parent isotope is represented as



We represent the alpha particle as



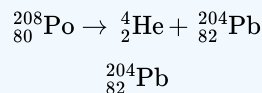
Use subtraction ($222 - 4 = 218$ and $86 - 2 = 84$) to identify the daughter isotope as polonium:



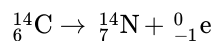
? Exercise 16.2.2

Write the nuclear equation that represents radioactive decay of polonium-208 by alpha particle emission and identify the daughter isotope.

Answer

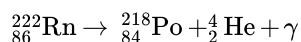


The second major type of radioactive emission is called a **beta particle**, symbolized by the Greek letter β . A beta particle is an electron ejected from the nucleus (not from the shells of electrons about the nucleus) and has a $1-$ charge. We can also represent a beta particle as e^{-10} . The net effect of beta particle emission on a nucleus is that a neutron is converted to a proton. The overall mass number stays the same, but because the number of protons increases by one, the atomic number goes up by one. Carbon-14 decays by emitting a beta particle:



Again, the sum of the atomic numbers is the same on both sides of the equation, as is the sum of the mass numbers. (Note that the electron is assigned an "atomic number" of -1 , equal to its charge.)

The third major type of radioactive emission is not a particle but rather a very energetic form of electromagnetic radiation called **gamma rays**, symbolized by the Greek letter γ . Gamma rays themselves do not carry an overall electrical charge, but they may knock electrons out of atoms in a sample of matter and make it electrically charged (for which gamma rays are termed *ionizing radiation*). For example, in the radioactive decay of radon-222, both alpha and gamma radiation are emitted, with the latter having an energy of 8.2×10^{-14} J per nucleus decayed:



This may not seem like much energy, but if 1 mol of Rn atoms were to decay, the gamma ray energy would be 4.9×10^7 kJ!

✓ Example 16.2.3

Write the nuclear equation that represents the radioactive decay of boron-12 by beta particle emission and identify the daughter isotope. A gamma ray is emitted simultaneously with the beta particle.

Solution

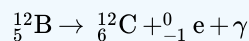
The parent isotope is B-12,



while one of the products is B-12,



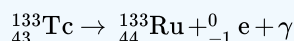
So that the mass and atomic numbers have the same value on both sides, the mass number of the daughter isotope must be 12, and its atomic number must be 6. The element having an atomic number of 6 is carbon. Thus the complete nuclear equation is as follows:



The daughter isotope is carbon-12.

? Exercise 16.2.4

Answer

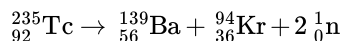


Alpha, beta, and gamma emissions have different abilities to penetrate matter. The relatively large alpha particle is easily stopped by matter (although it may impart a significant amount of energy to the matter it contacts). Beta particles penetrate slightly into matter, perhaps a few centimeters at most. Gamma rays can penetrate deeply into matter and can impart a large amount of energy into the surrounding matter. Table 16.2.1 summarizes the properties of the three main types of radioactive emissions.

Table 16.2.1 The Three Main Forms of Radioactive Emissions

Characteristic	Alpha Particles	Beta Particles	Gamma Rays
symbols	α , H24	β	γ
identity	helium nucleus	electron	electromagnetic radiation
charge	2+	1-	none
mass number	4	0	0
penetrating power	minimal (will not penetrate skin)	short (will penetrate skin and some tissues slightly)	deep (will penetrate tissues deeply)

Occasionally, an atomic nucleus breaks apart into smaller pieces in a radioactive process called **spontaneous fission (or fission)**. Typically, the daughter isotopes produced by fission are a varied mix of products, rather than a specific isotope as with alpha and beta particle emission. Often, fission produces excess neutrons that will sometimes be captured by other nuclei, possibly inducing additional radioactive events. Uranium-235 undergoes spontaneous fission to a small extent. One typical reaction is



where ${}^1_0\text{n}$ is a neutron. As with any nuclear process, the sums of the atomic numbers and mass numbers must be the same on both sides of the equation. Spontaneous fission is found only in large nuclei. The smallest nucleus that exhibits spontaneous fission is lead-208. (Fission is the radioactive process used in nuclear power plants and one type of nuclear bomb.)

Key Takeaways

- The major types of radioactivity include alpha particles, beta particles, and gamma rays.
- Fission is a type of radioactivity in which large nuclei spontaneously break apart into smaller nuclei.

This page titled [16.2: Radioactivity](#) is shared under a [CC BY-NC-SA 3.0](#) license and was authored, remixed, and/or curated by [Theodore Chan](#) via [source content](#) that was edited to the style and standards of the LibreTexts platform.

- [15.2: Radioactivity](#) by Anonymous is licensed [CC BY-NC-SA 3.0](#). Original source: <https://2012books.lardbucket.org/books/beginning-chemistry/>.

16.3: Half-Life

Learning Objectives

- Define *half-life*.
- Determine the amount of radioactive substance remaining after a given number of half-lives.

Whether or not a given isotope is radioactive is a characteristic of that particular isotope. Some isotopes are stable indefinitely, while others are radioactive and decay through a characteristic form of emission. As time passes, less and less of the radioactive isotope will be present, and the level of radioactivity decreases. An interesting and useful aspect of radioactive decay is **half life**, which is the amount of time it takes for one-half of a radioactive isotope to decay. The half-life of a specific radioactive isotope is constant; it is unaffected by conditions and is independent of the initial amount of that isotope.

Consider the following example. Suppose we have 100.0 g of tritium (a radioactive isotope of hydrogen). It has a half-life of 12.3 y. After 12.3 y, half of the sample will have decayed from hydrogen-3 to helium-3 by emitting a beta particle, so that only 50.0 g of the original tritium remains. After another 12.3 y—making a total of 24.6 y—another half of the remaining tritium will have decayed, leaving 25.0 g of tritium. After another 12.3 y—now a total of 36.9 y—another half of the remaining tritium will have decayed, leaving 12.5 g. This sequence of events is illustrated in Figure 16.3.1 - Radioactive Decay.

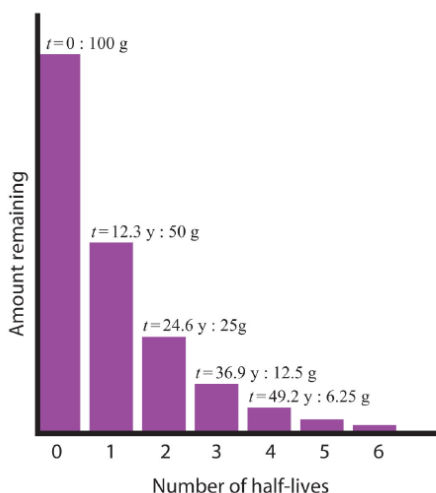


Figure 16.3.1 Radioactive Decay. During each successive half-life, half of the initial amount will radioactively decay.

We can determine the amount of a radioactive isotope remaining after a given number half-lives by using the following expression:

$$\text{amount remaining} = \text{initial amount} \times \left(\frac{1}{2}\right)^n$$

where n is the number of half-lives. This expression works even if the number of half-lives is not a whole number.

✓ Example 16.3.1

The half-life of fluorine-20 is 11.0 s. If a sample initially contains 5.00 g of fluorine-20, how much remains after 44.0 s?

Solution

If we compare the time that has passed to the isotope's half-life, we note that 44.0 s is exactly 4 half-lives, so we use the previous expression $n = 4$. Substituting and solving results in the following:

$$\begin{aligned}\text{amount remaining} &= 5.00 \text{ g} \times \left(\frac{1}{2}\right)^4 \\ &= 5.00 \text{ g} \times \left(\frac{1}{16}\right) \\ &= 0.313 \text{ g}\end{aligned}$$

Less than one-third of a gram of fluorine-20 remains.

✓ Exercise 16.3.1

The half-life of titanium-44 is 60.0 y. A sample of titanium contains 0.600 g of titanium-44. How much remains after 240.0 y?

Answer

0.0375 g

Half-lives of isotopes range from fractions of a microsecond to billions of years. Table 16.3.1- Half-Lives of Various Isotopes, lists the half-lives of some isotopes.

Table 16.3.1 Half-Lives of Various Isotopes

Isotope	Half-Life
^3H	12.3 y
^{14}C	5730 y
^{40}K	1.26×10^9 y
^{51}Cr	27.70 d
^{90}Sr	29.1 y
^{131}I	8.04 d
^{222}Rn	3.823 d
^{235}U	7.04×10^8 y
^{238}U	4.47×10^9 y
^{241}Am	432.7 y
^{248}Bk	23.7 h
^{260}Sg	4 ms

📌 Chemistry is Everywhere: Radioactive Elements in the Body

You may not think of yourself as radioactive, but you are. A small portion of certain elements in the human body are radioactive and constantly undergo decay. The following table summarizes radioactivity in the normal human body.

Table with four columns and eight rows. The first column on the left is labeled as Radioactive Isotope, underneath in the rows has radioactive isotopes. The second column is labeled as Half-Life (y), underneath in the rows has half-lives. The third column is labeled as Isotope Mass in the Body (g), underneath in the rows has isotope masses. The fourth column on right is labeled as Activity in the Body (decays/s), underneath in the rows has the activities in the body as the decays.

Radioactive Isotope	Half-Life (y)	Isotope Mass in the Body (g)	Activity in the Body (decays/s)
^{40}K	1.26×10^9	0.0164	4,340
^{14}C	5,730	1.6×10^{-8}	3,080

Radioactive Isotope	Half-Life (y)	Isotope Mass in the Body (g)	Activity in the Body (decays/s)
^{87}Rb	4.9×10^{10}	0.19	600
^{210}Pb	22.3	5.4×10^{-10}	15
^3H	12.3	2×10^{-14}	7
^{238}U	4.47×10^9	1×10^{-4}	5
^{228}Ra	5.76	4.6×10^{-14}	5
^{226}Ra	1,620	3.6×10^{-11}	3

The average human body experiences about 8,000 radioactive decays.

Most of the radioactivity in the human body comes from potassium-40 and carbon-14. Potassium and carbon are two elements that we absolutely cannot live without, so unless we can remove all the radioactive isotopes of these elements, there is no way to escape at least some radioactivity. There is debate about which radioactive element is more problematic. There is more potassium-40 in the body than carbon-14, and it has a much longer half-life. Potassium-40 also decays with about 10 times more energy than carbon-14, making each decay potentially more problematic. However, carbon is the element that makes up the backbone of most living molecules, making carbon-14 more likely to be present around important molecules, such as proteins and DNA molecules. Most experts agree that while it is foolhardy to expect absolutely no exposure to radioactivity, we can and should minimize exposure to excess radioactivity.

What if the elapsed time is not an exact number of half-lives? We can still calculate the amount of material we have left, but the equation is more complicated. The equation is

$$\text{amount remaining} = (\text{amount initial}) \times e^{-0.693t/t_{1/2}}$$

where e is the base of natural logarithms (2.71828182...), t is the elapsed time, and $t_{1/2}$ is the half-life of the radioactive isotope. The variables t and $t_{1/2}$ should have the same units of time, and you may need to make sure you know how to evaluate natural-logarithm powers on your calculator (for many calculators, there is an "inverse logarithm" function that you can use; consult your instructor if you are not sure how to use your calculator). Although this is a more complicated formula, the length of time t need not be an exact multiple of half-lives.

✓ Example 16.3.2

The half-life of fluorine-20 is 11.0 s. If a sample initially contains 5.00 g of fluorine-20, how much remains after 60.0 s?

Solution

Although similar to Example 3, the amount of time is not an exact multiple of a half-life. Here we identify the initial amount as 5.00 g, $t = 60.0$ s, and $t_{1/2} = 11.0$ s. Substituting into the equation:

$$\text{amount remaining} = (5.00 \text{ g}) \times e^{-(0.693)(60.0 \text{ s})/11.0 \text{ s}}$$

Evaluating the exponent (and noting that the s units cancel), we get

$$\text{amount remaining} = (5.00 \text{ g}) \times e^{-3.78}$$

Solving, the amount remaining is 0.114 g. (You may want to verify this answer to confirm that you are using your calculator properly.)

? Exercise 16.3.2

The half-life of titanium-44 is 60.0 y. A sample of titanium contains 0.600 g of titanium-44. How much remains after 100.0 y?

Answer

0.189 g

Key Takeaways

- Natural radioactive processes are characterized by a half-life, the time it takes for half of the material to decay radioactively.
- The amount of material left over after a certain number of half-lives can be easily calculated.

This page titled [16.3: Half-Life](#) is shared under a [CC BY-NC-SA 3.0](#) license and was authored, remixed, and/or curated by [Theodore Chan](#) via [source content](#) that was edited to the style and standards of the LibreTexts platform.

- [15.3: Half-Life](#) by Anonymous is licensed [CC BY-NC-SA 3.0](#). Original source: <https://2012books.lardbucket.org/books/beginning-chemistry>.

16.4: Units of Radioactivity

Learning Objective

- Express amounts of radioactivity in a variety of units.

In Section 15.2, we used mass to indicate the amount of radioactive substance present. This is only one of several units used to express amounts of radiation. Some units describe the number of radioactive events occurring per unit time, while others express the amount of a person's exposure to radiation.

Perhaps the direct way of reporting radioactivity is the number of radioactive decays per second. One decay per second is called one **becquerel (Bq)**. Even in a small mass of radioactive material, however, there are thousands upon thousands of decays or disintegrations per second. The unit **curie (Ci)**, now defined as 3.7×10^{10} decays/s, was originally defined as the number of decays per second in 1 g of radium. Many radioactive samples have activities that are on the order of microcuries (μCi) or more. Both the becquerel and the curie can be used in place of grams to describe quantities of radioactive material. As an example, the amount of americium in an average smoke detector has an activity of 0.9 μCi . (The curie is named after Polish scientist Marie Curie, who performed some of the initial investigations into radioactive phenomena in the early 1900s; the becquerel is named after Henri Becquerel, who discovered radioactivity in 1896.)

✓ Example 16.4.1

A sample of radium has an activity of 16.0 mCi (millicuries). If the half-life of radium is 1,600 y, how long before the sample's activity is 1.0 mCi?

Solution

The following table shows the activity of the radium sample over multiple half-lives:

Solutions to Example 15.4.1

Time in Years	Activity
0	16.0 mCi
1,600	8.0 mCi
3,200	4.0 mCi
4,800	2.0 mCi
6,400	1.0 mCi

Over a period of 4 half-lives, the activity of the radium will be halved four times, at which point its activity will be 1.0 mCi. Thus it takes 4 half-lives, or $4 \times 1,600 \text{ y} = 6,400 \text{ y}$, for the activity to decrease to 1.0 mCi.

? Exercise 16.4.1

A sample of radon has an activity of 60,000 Bq. If the half-life of radon is 15 h, how long before the sample's activity is 3,750 Bq?

Answer

60 h

✓ Example 16.4.2

A sample of radium has an activity of 16.0 mCi. If the half-life of radium is 1,600 y, how long before the sample's activity is 5.6 mCi?

Solution

In this case we do not have an exact number of half-lives, so we need to use the more complicated equation (Section 15.2) and solve for time. If the initial amount is represented by 16.0 mCi and the final amount is 5.6 mCi, we have

$$5.6 \text{ mCi} = (16.0 \text{ mCi})e^{-0.693t/(1,600 \text{ y})}$$

To solve, we divide both sides of the equation by 16.0 mCi to cancel the millicurie units:

$$\frac{5.6}{16.0} = e^{-0.693t/(1,600 \text{ y})}$$

By taking the natural logarithm of both sides; the natural logarithm cancels the exponential function. The natural logarithm of 5.6/16.0 is -1.050. So

$$-1.050 = \frac{-0.693t}{1,600 \text{ y}}$$

The negative sign cancels, and we solve for t . Thus

$$t = 2,420 \text{ y}$$

It makes sense that the time is greater than one half-life (1,600 y) because we have less than one-half of the original activity left.

? Exercise 16.4.2

A sample of radon has an activity of 60,000 Bq. If the half-life of radon is 15 h, how long before the sample's activity is 10,000 Bq?

Answer

38.8 h

Other measures of radioactivity are based on the effects it has on living tissue. Radioactivity can transfer energy to tissues in two ways: through the kinetic energy of the particles hitting the tissue, and through the electromagnetic energy of the gamma rays being absorbed by the tissue. Either way, like the thermal energy from boiling water, the transferred energy can damage the tissue.

The **rad** (an acronym for radiation absorbed dose) is a unit equivalent to 1 g of tissue absorbing 0.01 J:

$$1 \text{ rad} = 0.01 \text{ J/g}$$

Another unit of radiation absorption is the gray (Gy):

$$1 \text{ Gy} = 100 \text{ rad}$$

The rad is more common. To get an idea of the amount of energy this represents, consider that the absorption of 1 rad by 70,000 g of water (approximately the same mass as a 150 lb person) would increase the temperature of the water by only 0.002°C. This may not seem like a lot, but it is enough energy to break about 1×10^{21} molecular C–C bonds in a person's body. That amount of damage would not be desirable.

Predicting the effects of radiation is complicated by the fact that different types of emissions affect various tissues differently. To quantify these effects, the unit **rem** (an acronym for *röntgen equivalent man*) is defined

$$\text{asrem} = \text{rad} \times \text{factor}$$

where factor is a number greater than or equal to 1, that takes into account the type of radioactive emission and sometimes the type of tissue being exposed. For beta particles, the factor equals 1. For alpha particles striking most tissues, the factor is 10, but for eye tissue the factor is 30. Most radioactive emissions that people are exposed to are on the order of a few dozen millirems (mrem) or less; a medical X-ray is about 20 mrem. A sievert (Sv) is a related unit and is defined as 100 rem.

What is a person's annual exposure to radioactivity and radiation? Table 16.4.1, lists the sources and annual amounts of radiation exposure. It may surprise you to learn that fully 82% of the radioactivity and radiation exposure we receive is from natural sources—sources we cannot avoid. Fully 10% of the exposure comes from our own bodies, largely from carbon-14 and potassium-40.

Table 16.4.1: Average Annual Radiation Exposure (Approximate)

Source	Amount (mrem)
radon gas	200
medical sources	53
radioactive atoms in the body naturally	39
terrestrial sources	28
cosmic sources	28*
consumer products	10
nuclear energy	0.05
Total	358

*Flying from New York City to San Francisco adds 5 mrem to your overall radiation exposure because the plane flies above much of the atmosphere, which protects us from cosmic radiation.

The actual effects of radioactivity and radiation exposure on a person's health depend on the type of radioactivity, the length of exposure, and the tissues exposed. Table 16.4.2- Effects of Short-Term Exposure to Radioactivity and Radiation, lists the potential threats to health at various amounts of exposure over short periods of time (hours or days).

Table 16.4.2: Effects of Short-Term Exposure to Radioactivity and Radiation

Exposure (rem)	Effect
1 (over a full year)	no detectable effect
~20	increased risk of some cancers
~100	damage to bone marrow and other tissues; possible internal bleeding; decrease in white blood cell count
200–300	visible "burns" in skin, nausea, vomiting, fatigue
>300	loss of white blood cells; hair loss
~600	death

One of the simplest ways of detecting radioactivity is by using a piece of photographic film embedded in a badge or a pen. On a regular basis, the film is developed and checked for exposure. Comparing the exposure level of the film with a set of standard exposures indicates the amount of radiation a person was exposed to.

Another means of detecting radioactivity is an electrical device called a **Geiger counter** (Figure 16.4.1). It contains a gas-filled chamber with a thin membrane on one end that allows radiation emitted from radioactive nuclei to enter the chamber and knock electrons off atoms of gas (usually argon). The presence of electrons and positively charged ions causes a small current, which is detected by the Geiger counter and converted to a signal on a meter.

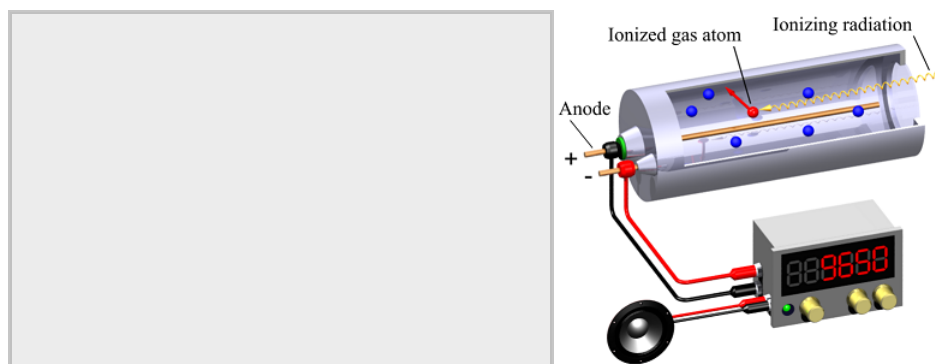


Figure 16.4.2: (left) Geiger counter with pancake type probe. Public Domain; TimVickers via [Wikipedia](#). (right) Schematic of a Geiger-Müller counter using an "end window" tube for low penetration radiation. A loudspeaker is also used for indication. (CC-BY-SA-3.0 Svjo-2 via Wikipedia).

Most counters of this type are designed to emit an audible “click” in response to the change in voltage, and to also show it on a digital or analog meter.

▶ 0:00 / 0:00 ————— 🔊

Key Takeaway

- Radioactivity can be expressed in a variety of units, including rems, rads, and curies.

This page titled [16.4: Units of Radioactivity](#) is shared under a [CC BY-NC-SA 3.0](#) license and was authored, remixed, and/or curated by [Theodore Chan](#) via [source content](#) that was edited to the style and standards of the LibreTexts platform.

- [15.4: Units of Radioactivity](#) by Anonymous is licensed [CC BY-NC-SA 3.0](#). Original source: <https://2012books.lardbucket.org/books/beginning-chemistry>.

16.5: Uses of Radioactive Isotopes

Learning Objective

- Learn some applications of radioactivity.

Radioactive isotopes have a variety of applications. Generally, however, they are useful because either we can detect their radioactivity or we can use the energy they release.

Radioactive isotopes are effective tracers because their radioactivity is easy to detect. A **tracer** is a substance that can be used to follow the pathway of that substance through some structure. For instance, leaks in underground water pipes can be discovered by running some tritium-containing water through the pipes and then using a Geiger counter to locate any radioactive tritium subsequently present in the ground around the pipes. (Recall that tritium is a radioactive isotope of hydrogen.)

Tracers can also be used to follow the steps of a complex chemical reaction. After incorporating radioactive atoms into reactant molecules, scientists can track where the atoms go by following their radioactivity. One excellent example of this is the use of carbon-14 to determine the steps involved in photosynthesis in plants. We know these steps because researchers followed the progress of carbon-14 throughout the process.

Radioactive Dating

Radioactive isotopes are useful for establishing the ages of various objects. The half-life of radioactive isotopes is unaffected by any environmental factors, so the isotope acts like an internal clock. For example, if a rock is analyzed and is found to contain a certain amount of uranium-235 and a certain amount of its daughter isotope, we can conclude that a certain fraction of the original uranium-235 has radioactively decayed. If half of the uranium has decayed, then the rock has an age of one half-life of uranium-235, or about 4.5×10^9 y. Many analyses like this, using a wide variety of isotopes, have indicated that age of the earth itself is over 4×10^9 y.

In another interesting example of radioactive dating, hydrogen-3 dating has been used to verify the stated vintages of some old fine wines.

One isotope, carbon-14, is particularly useful in determining the age of once-living artifacts. A tiny amount of carbon-14 is produced naturally in the upper reaches of the atmosphere, and living things incorporate some of it into their tissues, building up to a constant, albeit very low, level. Once a living thing dies, it no longer acquires carbon-14; as time passes the carbon-14 that was in the tissues decays. (The half-life of carbon-14 is 5,370 y.) If a once-living artifact is discovered and analyzed many years after its death and the remaining carbon-14 is compared to the known constant level, an approximate age of the artifact can be determined. Using such methods, scientists determined that the age of the Shroud of Turin (Figure 16.5.1 purported by some to be the burial cloth of Jesus Christ and composed of flax fibers, a type of plant) is about 600–700 y, not 2,000 y as claimed by some. Scientists were also able to use radiocarbon dating to show that the age of a mummified body found in the ice of the Alps was 5,300 y.

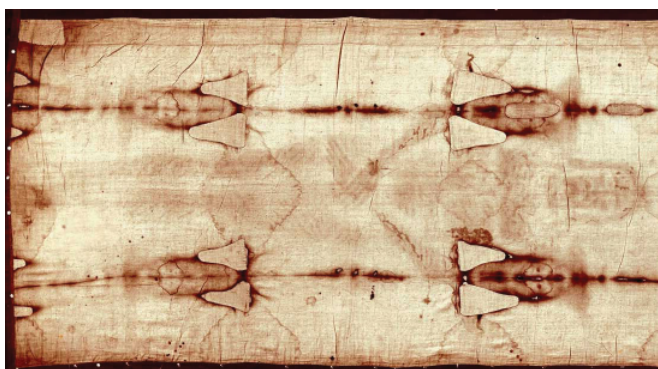


Figure 16.5.1: Shroud of Turin. In 1989, several groups of scientists used carbon-14 dating to demonstrate that the Shroud of Turin was only 600–700 y. Many people still cling to a different notion, despite the scientific evidence.

Irradiation of Food

The radiation emitted by some radioactive substances can be used to kill microorganisms on a variety of foodstuffs, extending the shelf life of these products. Produce such as tomatoes, mushrooms, sprouts, and berries are irradiated with the emissions from cobalt-60. This exposure kills a lot of the bacteria that cause spoilage, so the produce stays fresh longer. Eggs and some meat, such as beef, pork, and poultry, can also be irradiated. Contrary to the belief of some people, irradiation of food *does not* make the food itself radioactive.

Medical Applications

Radioactive isotopes have numerous medical applications in diagnosing and treating illness and diseases. One example of a diagnostic application is using radioactive iodine-131 to test for thyroid activity (Figure 16.5.1). The thyroid gland in the neck is one of the few places in the body with a significant concentration of iodine. To evaluate thyroid activity, a measured dose of ^{131}I is administered to a patient, and the next day a scanner is used to measure the amount of radioactivity in the thyroid gland. The amount of radioactive iodine that collects there is directly related to the activity of the thyroid, allowing trained physicians to diagnose both hyperthyroidism and hypothyroidism. Iodine-131 has a half-life of only 8 d, so the potential for damage due to exposure is minimal. Technetium-99 can also be used to test thyroid function. Bones, the heart, the brain, the liver, the lungs, and many other organs can be imaged in similar ways by using the appropriate radioactive isotope.

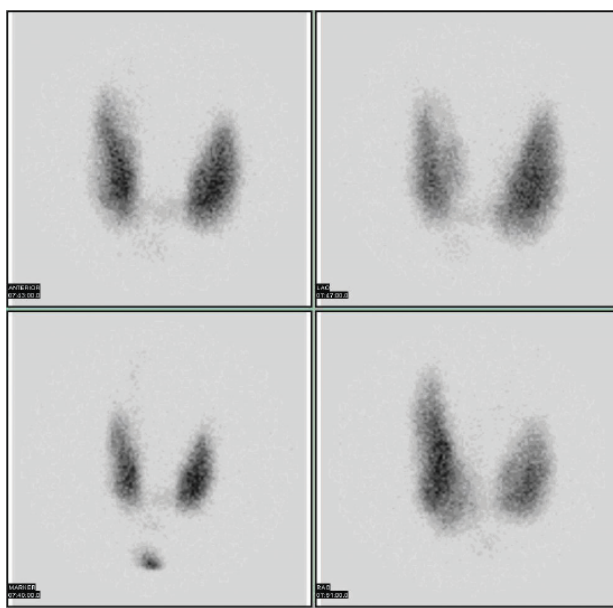


Figure 16.5.2: Medical Diagnostics. Radioactive iodine can be used to image the thyroid gland for diagnostic purposes. Source: Scan courtesy of Myo Han, en.Wikipedia.org/wiki/File:Thyroid_scan.jpg.

Very little radioactive material is needed in these diagnostic techniques because the radiation emitted is so easy to detect. However, therapeutic applications usually require much larger doses because their purpose is to preferentially kill diseased tissues. For example, if a thyroid tumor were detected, a much larger infusion (thousands of rem, as opposed to a diagnostic dose of less than 40 rem) of iodine-131 could help destroy the tumor cells. Similarly, radioactive strontium is used to not only detect, but also to ease the pain of bone cancers. Table 16.5.1 lists several radioactive isotopes and their medical uses.

Table 16.5.1: Some Radioactive Isotopes with Medical Applications

Isotope	Use
^{32}P	cancer detection and treatment, especially in eyes and skin
^{59}Fe	anemia diagnosis
^{60}Co	gamma ray irradiation of tumors
$^{99\text{m}}\text{Tc}^*$	brain, thyroid, liver, bone marrow, lung, heart, and intestinal scanning; blood volume determination
*The "m" means that it is a metastable form of this isotope of technetium.	

Isotope	Use
^{131}I	diagnosis and treatment of thyroid function
^{133}Xe	lung imaging
^{198}Au	liver disease diagnosis

*The "m" means that it is a metastable form of this isotope of technetium.

In addition to the direct application of radioactive isotopes to diseased tissue, the gamma ray emissions of some isotopes can be directed toward the tissue to be destroyed. Cobalt-60 is a useful isotope for this kind of procedure.

Food and Drink Application: Radioactivity in Wines

Wine lovers put some stock in *vintages*, or the years in which the wine grapes were grown before they were turned into wine. Wine can differ in quality depending on the vintage. Some wine lovers willingly pay much more for a bottle of wine with a certain vintage. But how does one verify that a bottle of wine was in fact part of a certain vintage? Is the label a fake? Is that stash of wine found in the basement of a French chateau really from the 1940s, or was it made in 2009?




Figure 16.5.3: A wine label. This wine label from a bottle of wine claims a vintage of 1991. Is the wine really from this vintage, or is it a fake? Radioactivity can help determine the answer. Source: Used by permission of Ralph E. Wermuth.

Cesium-137 is a radioactive isotope that has a half-life of 30.1 y. It was introduced into the atmosphere in the 1940s and 1950s by the atmospheric testing of nuclear weapons by several countries after World War II. A significant amount of cesium-137 was released during the Chernobyl nuclear disaster in 1986. As a result of this atmospheric contamination, scientists have precise measurements of the amount of cesium-137 available in the environment since 1950. Some of the isotope of cesium is taken up by living plants, including grape vines. Using known vintages, oenologists (wine scientists) can construct a detailed analysis of the cesium-137 of various wines through the years.

The verification of a wine's vintage requires the measurement of the activity of cesium-137 in the wine. By measuring the current activity of cesium-137 in a sample of wine (the gamma rays from the radioactive decay pass through glass wine bottles easily, so there's no need to open the bottle), comparing it to the known amount of cesium-137 from the vintage, and taking into account the passage of time, researchers can collect evidence for or against a claimed wine vintage.

Before about 1950, the amount of cesium-137 in the environment was negligible, so if a wine dated before 1950 shows any measurable cesium-137 activity, it is almost surely a fake, so do not shell out lots of money for it! It may be a good wine, but it is almost definitely not over 60 years old.

Summary

Radioactivity has several practical applications, including tracers, medical applications, dating once-living objects, and preservation of food.

This page titled [16.5: Uses of Radioactive Isotopes](#) is shared under a [CC BY-NC-SA 3.0](#) license and was authored, remixed, and/or curated by [Theodore Chan](#) via [source content](#) that was edited to the style and standards of the LibreTexts platform.

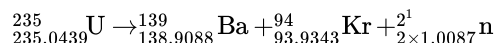
- [15.5: Uses of Radioactive Isotopes](#) by Anonymous is licensed [CC BY-NC-SA 3.0](#). Original source: <https://2012books.lardbucket.org/books/beginning-chemistry>.

16.6: Nuclear Energy

Learning Objectives

- Explain where nuclear energy comes from.
- Describe the difference between fission and fusion.

Nuclear changes occur with a simultaneous release of energy. Where does this energy come from? If we could precisely measure the masses of the reactants and products of a nuclear reaction, we would notice that the amount of mass drops slightly in the conversion from reactants to products. Consider the following nuclear equation, in which the molar mass of each species is indicated to four decimal places:



If we compare the mass of the reactant (235.0439) to the masses of the products (sum=234.8605) we notice a mass difference of -0.1834 g or -0.0001834 kg. Where did this mass go?

According to Albert Einstein's theory of relativity, energy (E) and mass (m) are related by the following equation:

$$E = mc^2$$

where c is the speed of light, or


$$c = 3.00 \times 10^8 \text{ m/s}$$

In the course of the chemical reaction for uranium, the mass difference is converted to energy, which is given off by the reaction:

$$E = (-0.0001834 \text{ kg})(3.00 \times 10^8 \text{ m/s})^2 = -1.65 \times 10^{13} \text{ J} = -1.65 \times 10^{10} \text{ kJ}$$

(For the units to work out, mass must be expressed in units of kilograms.) That is, 16.5 billion kJ of energy is given off every time 1 mol of uranium-235 undergoes this nuclear reaction. This is an extraordinary amount of energy. Compare it to combustion reactions of hydrocarbons, which give off about 650 kJ/mol of energy for every CH_2 unit in the hydrocarbon, on the order of *hundreds* of kilojoules per mole. Nuclear reactions give off *billions* of kilojoules per mole.

If this energy could be properly harvested, it would be a significant source of energy for our society. **Nuclear energy** involves the controlled harvesting of energy from fission reactions. The reaction can be controlled because the fission of uranium-235 (and a few other isotopes, such as plutonium-239) can be artificially initiated by injecting a neutron into a uranium nucleus. The overall nuclear equation, with energy included as a product, is then as follows:

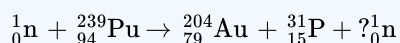


Thus by the careful addition of extra neutrons into a sample of uranium, we can control the fission process and obtain energy that can be used for other purposes. (Artificial or induced radioactivity, in which neutrons are injected into a sample of matter that subsequently cause fission, was first demonstrated in 1934 by Irène Joliot-Curie and Frédéric Joliot, the daughter and son-in-law of Marie Curie.)

Plutonium-239 can absorb a neutron and undergo a fission reaction to make an atom of gold-204 and an atom of phosphorus-31. Write the balanced nuclear equation for the process and determine the number of neutrons given off as part of the reaction.

Solution

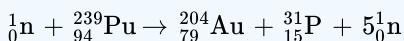
Using the data given, we can write the following initial equation:



In balanced nuclear equations, the sums of the subscripts on each side of the equation are the same, as are the sums of the superscripts. The subscripts are already balanced:

$$0 + 94 = 94 \text{ and } 79 + 15 = 94.$$

The superscripts on the left equal 240 (1 + 239) but equal 235 (204 + 31) on the right. We need five more mass number units on the right. Five neutrons should be products of the process for the mass numbers to balance. (Because the atomic number of a neutron is zero, including five neutrons on the right does not change the overall sum of the subscripts.) Thus the balanced nuclear equation is as follows:

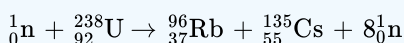


We predict that the overall process will give off five neutrons.

? Exercise 16.6.1

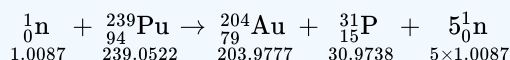
Uranium-238 can absorb a neutron and undergo a fission reaction to produce an atom of cesium-135 and an atom of rubidium-96. Write the balanced nuclear equation for the process and determine the number of neutrons given off as part of the reaction.

Answer



eight neutrons

One balanced nuclear reaction for the fission of plutonium-239 is as follows:



The molar mass in grams of each species is given for each particle. What is the energy change of this fission reaction?

Solution

We start by adding the masses of all species on each side of the nuclear equation. Then we determine the difference in mass as the reaction proceeds and convert this to an equivalent amount of energy. The total mass of the reactants is as follows:

$$1.0087 + 239.0522 = 240.0609 \text{ g}$$

The total mass of the products is as follows:

$$203.9777 + 30.9738 + (5 \times 1.0087) = 239.9950 \text{ g}$$

The change in mass is determined by subtracting the mass of the reactants from the mass of the products:

$$\text{change in mass} = 239.9950 - 240.0609 = -0.0659 \text{ g}$$

This mass change must be converted into kilogram units:

$$-0.0659 \text{ g} \times \frac{1 \text{ kg}}{1,000 \text{ g}} = -0.0000659 \text{ kg}$$

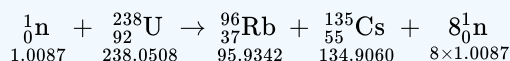
Now we can use Einstein's equation to determine the energy change of the nuclear reaction:

$$E = (-0.0000659 \text{ kg})(3.00 \times 10^8 \text{ m/s})^2 = -5.93 \times 10^{12} \text{ J}$$

This is almost 6 trillion joules given off.

? Exercise 16.6.2

The nuclear equation for the fission of uranium-238 is as follows:



The molar mass in grams of each species is given for each particle. What is the energy change of this fission reaction?

Answer

$-1.35 \times 10^{13} \text{ J}$

A **nuclear reactor** is an apparatus designed to carefully control the progress of a nuclear reaction and extract the resulting energy for useful purposes. Figure 16.6.1 shows a simplified diagram of a nuclear reactor. The energy from the controlled nuclear reaction converts water into high-pressure steam, which is used to run turbines that generate electricity.

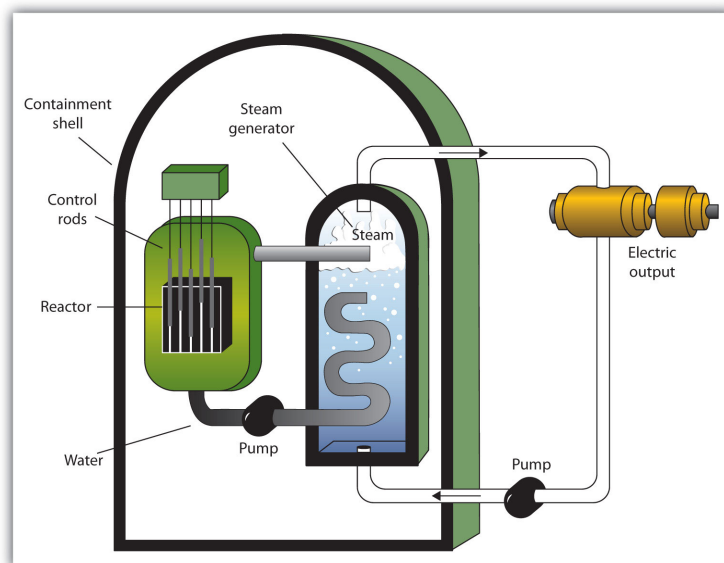


Figure 16.6.1: A Diagram of a Nuclear Power Plant for Generating Electricity. The two main components of the power plant are the nuclear reactor itself and the steam-driven turbine and electricity generator.

Diagram of the nuclear power plant includes the containment shell, control rods, reactor, water, pump, steam generator, and electric output.

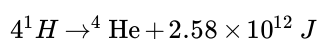
Although the fission of large nuclei can produce different products, on average the fission of uranium produces two more free neutrons than were present to begin with. These neutrons can themselves stimulate other uranium nuclei to undergo fission, releasing yet more energy and even more neutrons, which can in turn induce even more uranium fission. A single neutron can thus begin a process that grows exponentially in a phenomenon called a **chain reaction**.

$$1 \rightarrow 2 \rightarrow 4 \rightarrow 8 \rightarrow 16 \rightarrow 32 \rightarrow 64 \rightarrow 128 \rightarrow 256 \rightarrow 512 \rightarrow 1,024 \rightarrow 2,048 \rightarrow 4,096 \rightarrow 8,192 \rightarrow 16,384 \rightarrow \dots$$

Because energy is produced with each fission event, energy is also produced exponentially and in an uncontrolled fashion. The quick production of energy creates an explosion. This is the mechanism behind the **atomic bomb**. (The first controlled chain reaction was achieved on December 2, 1942, in an experiment supervised by Enrico Fermi in a laboratory underneath the football stadium at the University of Chicago.)

Although fairly simple in theory, an atomic bomb is difficult to produce, in part because uranium-235, the isotope that undergoes fission, makes up only 0.7% of natural uranium; the rest is mostly uranium-238, which does not undergo fission. (Remember that the radioactive process that a nucleus undergoes is characteristic of the isotope.) To make uranium useful for nuclear reactors, the uranium in uranium-235 must be *enriched* to about 3%. The enrichment of uranium is a laborious and costly series of physical and chemical separations. To be useful in an atomic bomb, uranium must be enriched to 70% or more. At lesser concentrations, the chain reaction cannot sustain itself, so no explosion is produced.

Fusion is another nuclear process that can be used to produce energy. In this process, smaller nuclei are combined to make larger nuclei, with an accompanying release of energy. One example is hydrogen fusion, which makes helium:



Notice that the amount of energy given off per mole of reactant is only one-tenth of the amount given off by the fission of 1 mol of uranium-235. On a mass (per gram) basis, however, hydrogen fusion gives off 10 times more energy than fission does. In addition, the product of fusion is helium gas, not a wide range of isotopes (some of which are also radioactive) produced by fission.

Fusion occurs in nature: the sun and other stars use fusion as their ultimate energy source. Fusion is also the basis of very destructive weapons that have been developed by several countries around the world. However, one current goal is to develop a source of *controlled* fusion for use as an energy source. The practical problem is that to perform fusion, extremely high pressures and temperatures are necessary. Currently, the only known stable systems undergoing fusion are the interiors of stars. The conditions necessary for fusion can be created using an atomic bomb, but the resulting fusion is uncontrollable (and the basis for another type of bomb, a hydrogen bomb). Currently, researchers are looking for safe, controlled ways for producing useful energy using fusion.

Summary

- Nuclear energy comes from tiny mass changes in nuclei as radioactive processes occur.
- In fission, large nuclei break apart and release energy; in fusion, small nuclei merge together and release energy.

This page titled [16.6: Nuclear Energy](#) is shared under a [CC BY-NC-SA 3.0](#) license and was authored, remixed, and/or curated by [Theodore Chan](#) via [source content](#) that was edited to the style and standards of the LibreTexts platform.

- **15.6: Nuclear Energy** by Anonymous is licensed [CC BY-NC-SA 3.0](#). Original source: <https://2012books.lardbucket.org/books/beginning-chemistry>.

16.E: Nuclear Chemistry (Exercises)

Exercises (Radioactivity)

1. Define radioactivity.
2. Give an example of a radioactive element. How do you know if it is radioactive?
3. How many protons and neutrons are in each isotope?
 - a. ${}^{11}_5\text{B}$
 - b. ${}^{27}_{13}\text{Al}$
 - c. ${}^{56}_{26}\text{Fe}$
 - d. ${}^{224}_{86}\text{Rn}$
4. How many protons and neutrons are in each isotope?
 - a. ${}^2_1\text{H}$
 - b. ${}^{112}_{48}\text{Cd}$
 - c. ${}^{252}_{98}\text{Es}$
 - d. ${}^{40}_{19}\text{K}$
5. Describe an alpha particle. What nucleus is it equivalent to?
6. Describe a beta particle. What subatomic particle is it equivalent to?
7. What are gamma rays?
8. Why is it inappropriate to refer to gamma rays as "gamma particles"?
9. Plutonium has an atomic number of 94 . Write the nuclear equation for the alpha particle emission of plutonium-244. What is the daughter isotope?
10. Francium has an atomic number of 87 . Write the nuclear equation for the alpha particle emission of francium-212. What is the daughter isotope?
11. Tin has an atomic number of 50 . Write the nuclear equation for the beta particle emission of tin-121. What is the daughter isotope?
12. Technetium has an atomic number of 43 . Write the nuclear equation for the beta particle emission of technetium-99. What is the daughter isotope?
13. Energies of gamma rays are typically expressed in units of megaelectron volts (MeV), where $1\text{MeV} = 1.602 \times 10^{-13} \text{ J}$. Using the data provided in the text, calculate the energy in megaelectron volts of the gamma ray emitted when radon-222 decays.
14. The gamma ray emitted when oxygen-19 gives off a beta particle is 0.197MeV. What is its energy in joules? (See Exercise 13 for the definition of a megaelectron volt.)
15. Which penetrates matter more deeply-alpha particles or beta particles? Suggest ways to protect yourself against both particles.
16. Which penetrates matter more deeply-alpha particles or gamma rays? Suggest ways to protect yourself against both emissions.
17. Define nuclear fission.
18. What general characteristic is typically necessary for a nucleus to undergo spontaneous fission?

Answers

1. Radioactivity is the spontaneous emission of particles and electromagnetic radiation from nuclei of unstable atoms.
3.
 - a. 5 protons; 6 neutrons
 - b. 13 protons; 14 neutrons
 - c. 26 protons; 30 neutrons
 - d. 86 protons; 138 neutrons

5. An alpha particle is a collection of two protons and two neutrons and is equivalent to a helium nucleus.
7. Gamma rays are high-energy electromagnetic radiation given off in radioactive decay.
9. ${}_{94}^{244}\text{Pu} \rightarrow {}_{92}^{240}\text{U} + {}_2^4\text{He}$; daughter isotope: ${}^{240}\text{U}$
11. ${}_{50}^{121}\text{Sn} \rightarrow {}_{51}^{121}\text{Sb} + {}_{-1}^0\text{e}$; daughter isotope: ${}^{121}\text{Sb}$
13. 0.51MeV
15. Beta particles penetrate more. A thick wall of inert matter is sufficient to block both particles.
17. Nuclear fission is the breaking down of large nuclei into smaller nuclei, usually with the release of excess neutrons.

Exercises (Half-Life)

1. Do all isotopes have a half-life? Explain your answer.
2. Which is more radioactive-an isotope with a long half-life or an isotope with a short half-life?
3. How long does it take for 1.00 g of palladium-103 to decay to 0.125 g if its halflife is 17.0 d ?
4. How long does it take for 2.00 g of niobium-94 to decay to 0.0625 g if its halflife is 20, 000y?
5. It took 75y for 10.0 g of a radioactive isotope to decay to 1.25 g. What is the half-life of this isotope?
6. It took 49.2 s for 3.000 g of a radioactive isotope to decay to 0.1875 g. What is the half-life of this isotope?
7. The half-life of americium-241 is 432y. If 0.0002 g of americium-241 is present in a smoke detector at the date of manufacture, what mass of americium-241 is present after 100.0y? After 1, 000.0y?
8. If the half-life of tritium (hydrogen-3) is 12.3y, how much of a 0.00444 g sample of tritium is present after 5.0y ? After 250.0y ?
9. Explain why the amount left after 1,000.0 y in Exercise 7 is not one-tenth of the amount present after 100.0y, despite the fact that the amount of time elapsed is 10 times as long.
10. Explain why the amount left after 250.0y in Exercise 8 is not one-fiftieth of the amount present after 5.0y, despite the fact that the amount of time elapsed is 50 times as long.
11. An artifact containing carbon-14 contains 8.4×10^{-9} g of carbon-14 in it. If the age of the artifact is 10, 670y, how much carbon-14 did it have originally? The half-life of carbon-14 is 5,730 y.
12. Carbon-11 is a radioactive isotope used in positron emission tomography (PET) scans for medical diagnosis. Positron emission is another, though rare, type of radioactivity. The half-life of carbon-11 is 20.3 min. If 4.23×10^{-6} g of carbon-11 is left in the body after 4.00 h, what mass of carbon-11 was present initially?

Answers

1. Only radioactive isotopes have a half-life.
3. 51.0 d
5. 25y
7. 0.000170 g; 0.0000402 g
9. Radioactive decay is an exponential process, not a linear process.
11. 3.1×10^{-8} g

Exercises (Units of Radioactivity)

1. Define rad.
2. Define rem.
3. How does a becquerel differ from a curie?
4. Define curie.

5. A sample of radon gas has an activity of 140.0mCi. If the half-life of radon is 1,500y, how long before the activity of the sample is 8.75mCi?
6. A sample of curium has an activity of 1,600 Bq. If the half-life of curium is 24.0 s, how long before its activity is 25.0 Bq?
7. If a radioactive sample has an activity of 65 μ Ci, how many disintegrations per second are occurring?
8. If a radioactive sample has an activity of 7.55×10^5 Bq, how many disintegrations per second are occurring?
9. A sample of fluorine-20 has an activity of 2.44mCi. If its half-life is 11.0 s, what is its activity after 50.0 s?
10. Strontium-90 has a half-life of 28.1y. If 66.7 Bq of pure strontium-90 were allowed to decay for 15.0y, what would the activity of the remaining strontium-90 be?
11. How long does it take 100.0mCi of fluorine-20 to decay to 10.0mCi if its half-life is 11.0 s?
12. Technetium-99 is used in medicine as a source of radiation. A typical dose is 25 mCi. How long does it take for the activity to reduce to 0.100mCi? The half-life of ^{99}Tc is 210,000y.
13. Describe how a radiation exposure in rems is determined.
14. Which contributes more to the rems of exposure—alpha or beta particles? Why?
15. Use Table 15.4 "Effects of Short-Term Exposure to Radioactivity and Radiation" to determine which sources of radiation exposure are inescapable and which can be avoided. What percentage of radiation is unavoidable?
16. Name two isotopes that contribute to the radioactivity in our bodies.
17. Explain how a film badge works to detect radiation.
18. Explain how a Geiger counter works to detect radiation.

Answers

1. a unit of radioactive exposure equal to 0.01 J of energy per gram of tissue
3. A becquerel is 1 decay/s, whereas a curie is 3.7×10^{10} decays/s.
5. 6.0×10^3 y
7. 2.41×10^6 disintegrations per second
9. 0.104mCi
11. 36.5 s
13. by using a film badge, which is exposed by the radiation, or a Geiger counter
15. Radioactive atoms in the body, most terrestrial sources, cosmic sources, and nuclear energy sources are likely unavoidable, which is about 27% of the total exposure. If exposure to radon gas is added, the total unavoidable exposure increases to 82%.
17. Film is exposed by the radiation. The more radiation film is subjected to, the more exposed it becomes.

Exercises (Uses of Radioactive Isotopes)

1. Define tracer and give an example of how tracers work.
2. Name two isotopes that have been used as tracers.
3. Explain how radioactive dating works.
4. Name two isotopes that have been used in radioactive dating.
5. The current disintegration rate for carbon-14 is 14.0 Bq. A sample of burnt wood discovered in an archeological excavation is found to have a carbon-14 disintegration rate of 3.5 Bq. If the half-life of carbon-14 is 5,730y, approximately how old is the wood sample?
6. A small asteroid crashes to Earth. After chemical analysis, it is found to contain 1 g of technetium-99 to every 3 g of ruthenium-99, its daughter isotope. If the half-life of technetium-99 is 210,000y, approximately how old is the asteroid?
7. What is a positive aspect of the irradiation of food?

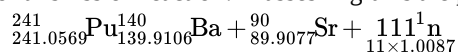
8. What is a negative aspect of the irradiation of food?
9. Describe how iodine-131 is used to both diagnose and treat thyroid problems.
10. List at least five organs that can be imaged using radioactive isotopes.
11. Which radioactive emissions can be used therapeutically?
12. Which isotope is used in therapeutics primarily for its gamma ray emissions?

Answers

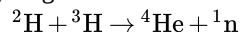
1. A tracer is a radioactive isotope that can be detected far from its original source to trace the path of certain chemicals. Hydrogen-3 can be used to trace the path of water underground.
3. If the initial amount of a radioactive isotope is known, then by measuring the amount of the isotope remaining, a person can calculate how old that object is since it took up the isotope.
5. 11, 500y
7. increased shelf life (answers will vary)
9. The thyroid gland absorbs most of the iodine, allowing it to be imaged for diagnostic purposes or preferentially irradiated for treatment purposes.
11. gamma rays

Exercises (Nuclear Energy)

1. According to Einstein's equation, the conversion of 1.00 g of matter into energy generates how much energy?
2. How much matter needs to be converted to energy to supply 400 kJ of energy, the approximate energy of 1 mol of C – H bonds? What conclusion does this suggest about energy changes of chemical reactions?
3. In the spontaneous fission of lead-208, the following reaction occurs: $^{208}\text{Pb} \rightarrow ^{129}\text{I} + ^{76}\text{Cu} + 3^1\text{n}$
For every mole of lead-208 that decays, 0.1002 g of mass is lost. How much energy is given off per mole of lead-208 reacted?
4. In the spontaneous fission of radium-226, the following reaction occurs: $^{226}\text{Ra} \rightarrow ^{156}\text{Pm} + ^{68}\text{Co} + 2^1\text{n}$
For every mole of radium-226 that decays, 0.1330 g of mass is lost. How much energy is given off per mole of radium-226 reacted?
5. Recalculate the amount of energy from Exercise 3 in terms of the number of grams of lead-208 reacted.
6. Recalculate the amount of energy from Exercise 4 in terms of the number of grams of radium-226 reacted.
7. What is the energy change of this fission reaction? Masses in grams are provided.

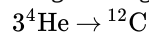


8. What is the energy change of this fission reaction? Masses in grams are provided.
9. The two rarer isotopes of hydrogen-deuterium and tritium-can also be fused to make helium by the following reaction:



In the course of this reaction, 0.01888 g of mass is lost. How much energy is given off in the reaction of 1 mol of deuterium and tritium?

10. A process called helium burning is thought to occur inside older stars, forming carbon:



If the reaction proceeds with 0.00781 g of mass lost on a molar basis, how much energy is given off?

11. Briefly describe how a nuclear reactor generates electricity.
12. Briefly describe the difference between how a nuclear reactor works and how a nuclear bomb works.
13. What is a chain reaction?
14. Why must uranium be enriched to supply nuclear energy?

Answers

1. $9.00 \times 10^{13} \text{ J}$

3. $9.02 \times 10^{12} \text{ J}$

5. $4.34 \times 10^{10} \text{ J/g}$

7. $-1.28 \times 10^{13} \text{ J}$

9. $1.70 \times 10^{12} \text{ J}$

11. A nuclear reactor controls a nuclear reaction to produce energy in usable amounts. The energy produced generates steam, which is used to turn a turbine that generates electricity for general use.

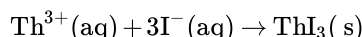
13. a process that generates more reaction pathways for each previous reaction

Additional Exercises

1. Given that many elements are metals, suggest why it would be unsafe to have radioactive materials in contact with acids.

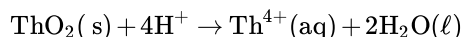
2. Many alpha-emitting radioactive substances are relatively safe to handle, but inhaling radioactive dust can be very dangerous. Why?

3. Uranium can be separated from its daughter isotope thorium by dissolving a sample in acid and adding sodium iodide, which precipitates thorium(III) iodide:



If 0.567 g of Th^{3+} were dissolved in solution, how many milliliters of 0.500M NaI(aq) would have to be added to precipitate all the thorium?

4. Thorium oxide can be dissolved in acidic solution:



How many milliliters of 1.55M HCl(aq) are needed to dissolve 10.65 g of ThO_2 ?

5. Radioactive strontium is dangerous because it can chemically replace calcium in the human body. The bones are particularly susceptible to radiation damage. Write the nuclear equation for the beta emission of strontium-90.

6. Write the nuclear equation for the beta emission of iodine-131, the isotope used to diagnose and treat thyroid problems.

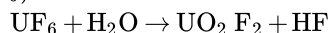
7. A common uranium compound is uranyl nitrate hexahydrate $[\text{UO}_2(\text{NO}_3)_2 \cdot 6\text{H}_2\text{O}]$. What is the formula mass of this compound?

8. Plutonium forms three oxides: PuO , PuO_2 , and Pu_2O_3 . What are the formula masses of these three compounds?

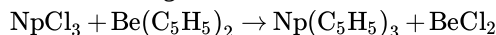
9. A banana contains 600mg of potassium, 0.0117% of which is radioactive potassium-40. If 1 g of potassium-40 has an activity of $2.626 \times 10^5 \text{ Bq}$, what is the activity of a banana?

10. Smoke detectors typically contain about 0.25mg of americium-241 as part of the smoke detection mechanism. If the activity of 1 g of americium-241 is $1.26 \times 10^{11} \text{ Bq}$, what is the activity of americium-241 in the smoke detector?

11. Uranium hexafluoride (UF_6) reacts with water to make uranyl fluoride (UO_2F_2) and HF. Balance the following reaction:



12. The cyclopentadienyl anion (C_5H_5^{-}) is an organic ion that can make ionic compounds with positive ions of radioactive elements, such as Np^{3+} . Balance the following reaction:



13. If the half-life of hydrogen-3 is 12.3y, how much time does it take for 99.0% of a sample of hydrogen-3 to decay?

14. If the half-life of carbon-14 is 5,730y, how long does it take for 10.0% of a sample of carbon-14 to decay?

15. Although bismuth is generally considered stable, its only natural isotope, bismuth-209, is estimated to have a half-life of $1.9 \times 10^{19} \text{ y}$. If the universe is estimated to have a lifetime of $1.38 \times 10^{10} \text{ y}$, what percentage of bismuth-209 has decayed over the lifetime of the universe? (Hint: Be prepared to use a lot of decimal places.)

16. The most common isotope of uranium (uranium-238) has a half-life of $4.5 \times 10^9 \text{ y}$. If the universe is estimated to have a lifetime of $1.38 \times 10^{10} \text{ y}$, what percentage of uranium-238 has decayed over the lifetime of the universe?

17. Refer to Table 15.3 "Average Annual Radiation Exposure (Approximate)" and separate the sources of radioactive exposure into voluntary and involuntary sources. What percentage of radioactive exposure is involuntary?
18. With reference to Table 15.3 "Average Annual Radiation Exposure (Approximate)" and Exercise 17, suggest ways that a practical person can minimize exposure to radioactivity.

Answers

1. Acids can dissolve many metals; a spilled acid can lead to contamination.
3. 14.7 mL
5. ${}^{90}_{38}\text{Sr} \rightarrow {}^{90}_{39}\text{Y} + {}^0_{-1}\text{e}$
7. 502.15 g/mol
9. about 18 Bq
11. $\text{UF}_6 + 2\text{H}_2\text{O} \rightarrow \text{UO}_2\text{F}_2 + 4\text{HF}$
13. 81.7y
15. about 0.000000005%
17. Radioactive atoms in the body, terrestrial sources, and cosmic sources are truly involuntary, which is about 27% of the total. Radon exposure, medical sources, consumer products, and even nuclear energy sources can be avoided.

This page titled [16.E: Nuclear Chemistry \(Exercises\)](#) is shared under a [CC BY-NC-SA 3.0](#) license and was authored, remixed, and/or curated by [Theodore Chan](#) via [source content](#) that was edited to the style and standards of the LibreTexts platform.

CHAPTER OVERVIEW

17: Organic Chemistry

Organic chemistry is the study of the chemistry of carbon compounds. Why focus on carbon? Carbon has properties that give its chemistry unparalleled complexity. It forms four covalent bonds, which give it great flexibility in bonding. It makes fairly strong bonds with itself (a characteristic called *catenation*), allowing for the formation of large molecules; it also forms fairly strong bonds with other elements, allowing for the possibility of a wide variety of substances. No other element demonstrates the versatility of carbon when it comes to making compounds. So an entire field of chemistry is devoted to the study of the compounds and reactivity of one element.

Because of the potential for complexity, chemists have defined a rather rigorous system to describe the chemistry of carbon. We will introduce some of that system in this chapter. Should you continue your study of chemistry beyond this text, you will find a much larger world of organic chemistry than we can cover in a single chapter.

[17.1: Prelude to Organic Chemistry](#)

[17.2: Hydrocarbons](#)

[17.3: Branched Hydrocarbons](#)

[17.4: Alkyl Halides and Alcohols](#)

[17.5: Other Oxygen-Containing Functional Groups](#)

[17.6: Other Functional Groups](#)

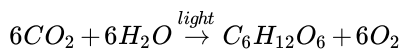
[17.7: Polymers](#)

[17.E: Organic Chemistry \(Exercises\)](#)

This page titled [17: Organic Chemistry](#) is shared under a [CC BY-NC-SA 3.0](#) license and was authored, remixed, and/or curated by [Theodore Chan](#) via [source content](#) that was edited to the style and standards of the LibreTexts platform.

17.1: Prelude to Organic Chemistry

All life on Earth is ultimately based on photosynthesis. Photosynthesis is the process by which plants absorb CO_2 and H_2O from their environment and, in the presence of sunlight, convert those substances into a simple sugar (glucose) and ultimately starches and other building blocks of life. The net photosynthesis chemical reaction is as follows:



Oxygen is also a product of photosynthesis. Most forms of animal life (including people) depend on oxygen to breathe, which makes plants indispensable. Virtually all food sources come from plants, eaten either directly (as fruits, vegetables, or grains) or indirectly (as feedstock for meat animals such as cattle, poultry, pigs, sheep, goats, and the like). Plants are absolutely necessary for life to exist.



Figure 17.1.1: Photosynthesis. In the presence of the sun, plants perform photosynthesis, the chemical reactions that convert CO_2 and H_2O to glucose. The reaction also produces O_2 , which is necessary for animal life. Virtually all life on Earth depends on photosynthesis.

The net reaction for photosynthesis is misleadingly simple. A series of reactions, called light-dependent reactions, start by the absorption of light by pigments (not just chlorophyll, as commonly misunderstood) in plant cells. This is followed by a series of light-independent reactions, so named not because they happen in the dark, but because they do not directly involve light. However, light-independent reactions involve the products of reactions stimulated by light, so they ultimately depend on light. The whole series of reactions involves many chemicals, enzymes, breaking and making chemical bonds, the transfer of electrons and H^+ ions, and other chemical processes. The elucidation of the actual steps of photosynthesis—a process still unduplicated artificially—is a major achievement of modern chemistry.

This page titled [17.1: Prelude to Organic Chemistry](#) is shared under a [CC BY-NC-SA 3.0](#) license and was authored, remixed, and/or curated by [Theodore Chan](#) via [source content](#) that was edited to the style and standards of the LibreTexts platform.

- **16.1: Prelude to Organic Chemistry** by Anonymous is licensed [CC BY-NC-SA 3.0](#). Original source: <https://2012books.lardbucket.org/books/beginning-chemistry>.

17.2: Hydrocarbons

Learning Objectives

- Identify alkanes, alkenes, alkynes, and aromatic compounds.
- List some properties of hydrocarbons.

The simplest organic compounds are those composed of only two elements: carbon and hydrogen. These compounds are called **hydrocarbons**. Hydrocarbons themselves are separated into two types: aliphatic hydrocarbons and aromatic hydrocarbons.

Aliphatic hydrocarbons are hydrocarbons based on chains of C atoms. There are three types of aliphatic hydrocarbons. **Alkanes** are aliphatic hydrocarbons with only single covalent bonds. **Alkenes** are hydrocarbons that contain at least one C–C double bond, and **Alkynes** are hydrocarbons that contain a C–C triple bond. Occasionally, we find an aliphatic hydrocarbon with a ring of C atoms; these hydrocarbons are called *cycloalkanes* (or *cycloalkenes* or *cycloalkynes*).

Aromatic hydrocarbons have a special six-carbon ring called a *benzene* ring. Electrons in the benzene ring have special energetic properties that give benzene physical and chemical properties that are markedly different from alkanes. Originally, the term *aromatic* was used to describe this class of compounds because they were particularly fragrant. However, in modern chemistry the term *aromatic* denotes the presence of a six-membered ring that imparts different and unique properties to a molecule.

The simplest alkanes have their C atoms bonded in a straight chain; these are called *normal* alkanes. They are named according to the number of C atoms in the chain. The smallest alkane is methane:

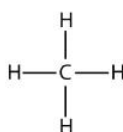


Figure 17.2.1 - Three-Dimensional Representation of Methane.

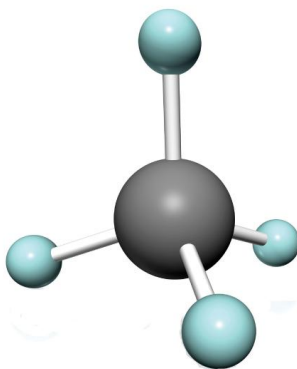
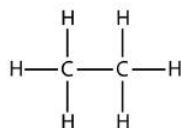
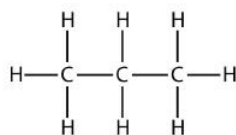


Figure 17.2.1 Three-Dimensional Representation of Methane © Thinkstock. The methane molecule is three dimensional, with the H atoms in the positions of the four corners of a tetrahedron.

The next-largest alkane has two C atoms that are covalently bonded to each other. For each C atom to make four covalent bonds, each C atom must be bonded to three H atoms. The resulting molecule, whose formula is C_2H_6 , is ethane:



Propane has a backbone of three C atoms surrounded by H atoms. You should be able to verify that the molecular formula for propane is C_3H_8 :



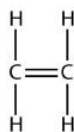
The diagrams representing alkanes are called **structural formulas** because they show the structure of the molecule. As molecules get larger, structural formulas become more and more complex. One way around this is to use a **condensed structural formula**, which lists the formula of each C atom in the backbone of the molecule. For example, the condensed structural formula for ethane is CH_3CH_3 , while for propane it is $\text{CH}_3\text{CH}_2\text{CH}_3$. Table 17.2.1 - The First 10 Alkanes, gives the molecular formulas, the condensed structural formulas, and the names of the first 10 alkanes.

Table 17.2.1 The First 10 Alkanes

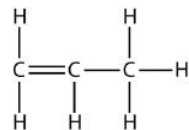
Molecular Formula	Condensed Structural Formula	Name
CH_4	CH_4	methane
C_2H_6	CH_3CH_3	ethane
C_3H_8	$\text{CH}_3\text{CH}_2\text{CH}_3$	propane
C_4H_{10}	$\text{CH}_3\text{CH}_2\text{CH}_2\text{CH}_3$	butane
C_5H_{12}	$\text{CH}_3\text{CH}_2\text{CH}_2\text{CH}_2\text{CH}_3$	pentane
C_6H_{14}	$\text{CH}_3(\text{CH}_2)_4\text{CH}_3$	hexane
C_7H_{16}	$\text{CH}_3(\text{CH}_2)_5\text{CH}_3$	heptane
C_8H_{18}	$\text{CH}_3(\text{CH}_2)_6\text{CH}_3$	octane
C_9H_{20}	$\text{CH}_3(\text{CH}_2)_7\text{CH}_3$	nonane
$\text{C}_{10}\text{H}_{22}$	$\text{CH}_3(\text{CH}_2)_8\text{CH}_3$	decane

Because alkanes have the maximum number of H atoms possible according to the rules of covalent bonds, alkanes are also referred to as **saturated hydrocarbons**.

Alkenes have a C–C double bond. Because they have less than the maximum number of H atoms possible, they are **unsaturated hydrocarbons**. The smallest alkene—ethene—has two C atoms and is also known by its common name ethylene:

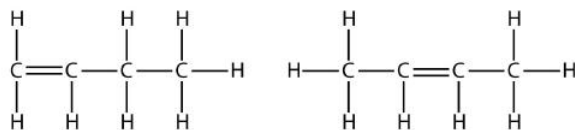


The next largest alkene—propene—has three C atoms with a C–C double bond between two of the C atoms. It is also known as propylene:



What do you notice about the names of alkanes and alkenes? The names of alkenes are the same as their corresponding alkanes except that the ending is *-ene*, rather than *-ane*. Using a stem to indicate the number of C atoms in a molecule and an ending to represent the type of organic compound is common in organic chemistry, as we shall see.

With the introduction of the next alkene, butene, we begin to see a major issue with organic molecules: choices. With four C atoms, the C–C double bond can go between the first and second C atoms or between the second and third C atoms:



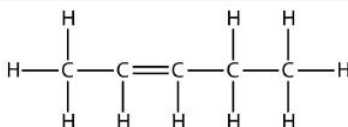
2 structural formulas for butene, with the first butene having the double bond on the first and second carbon from the left and the latter having its double bond on the second and third carbon from the left.

(A double bond between the third and fourth C atoms is the same as having it between the first and second C atoms, only flipped over.) The rules of naming in organic chemistry require that these two substances have different names. The first molecule is named *1-butene*, while the second molecule is named *2-butene*. The number at the beginning of the name indicates where the double bond originates. The lowest possible number is used to number a feature in a molecule; hence, calling the second molecule 3-butene would be incorrect. Numbers are common parts of organic chemical names because they indicate which C atom in a chain contains a distinguishing feature.

The compounds 1-butene and 2-butene have different physical and chemical properties, even though they have the same molecular formula—C₄H₈. Different molecules with the same molecular formula are called **isomers**. Isomers are common in organic chemistry and contribute to its complexity.

✓ Example 17.2.1

Based on the names for the butene molecules, propose a name for this molecule.



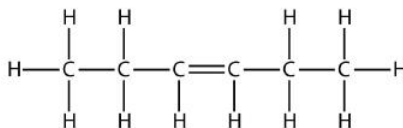
A structural formula of a five carbon molecule with a double bond on the third and fourth carbon from the left. There are ten hydrogen atoms in total.

Solution

With five C atoms, we will use the *pent-* stem, and with a C–C double bond, this is an alkene, so this molecule is a pentene. In numbering the C atoms, we use the number 2 because it is the lower possible label. So this molecule is named 2-pentene.

? Exercise 17.2.1

Based on the names for the butene molecules, propose a name for this molecule.



A structural formula of a six carbon molecule with a double bond on the third and fourth carbon from the left. There are twelve hydrogen atoms in total.

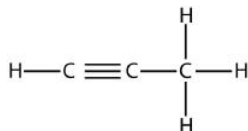
Answer

3-hexene

Alkynes, with a C–C triple bond, are named similarly to alkenes except their names end in *-yne*. The smallest alkyne is ethyne, which is also known as acetylene:

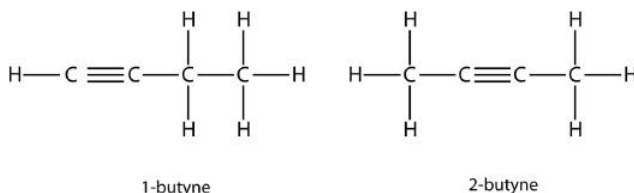


Propyne has the structure



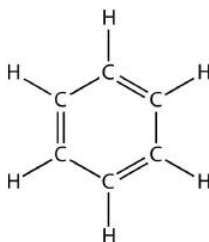
Structural formula showing three carbon molecules with a triple bond present between the first and second carbon atom. The appropriate number of hydrogen atoms is attached to each carbon atom.

With butyne, we need to start numbering the position of the triple bond, just as we did with alkenes:



Two structural formula of butyne. One butyne has a triple bond between the first and second carbon atom, while two butyne has the triple bond between the second and third carbon atom.

Aromatic compounds contain the benzene unit. Benzene itself is composed of six C atoms in a ring, with alternating single and double C–C bonds:

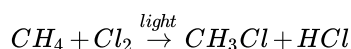


The six carbons are arranged in a hexagon pattern with one hydrogen atom emerging outwards from each carbon atom. The presence of a double bond is alternated between every other carbon atom.

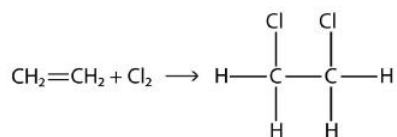
The alternating single and double C–C bonds give the benzene ring a special stability, and it does not react like an alkene as might be suspected. Benzene has the molecular formula C_6H_6 ; in larger aromatic compounds, a different atom replaces one or more of the H atoms.

As fundamental as hydrocarbons are to organic chemistry, their properties and chemical reactions are rather mundane. Most hydrocarbons are nonpolar because of the close electronegativities of the C and H atoms. As such, they dissolve only sparingly in H_2O and other polar solvents. Small hydrocarbons, such as methane and ethane, are gases at room temperature, while larger hydrocarbons, such as hexane and octane, are liquids. Even larger hydrocarbons are solids at room temperature and have a soft, waxy consistency.

Hydrocarbons are rather unreactive, but they do participate in some classic chemical reactions. One common reaction is substitution with a halogen atom by combining a hydrocarbon with an elemental halogen. Light is sometimes used to promote the reaction, such as this one between methane and chlorine:



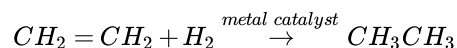
Halogens can also react with alkenes and alkynes, but the reaction is different. In these cases, the halogen reacts with the C–C double or triple bond and inserts itself onto each C atom involved in the multiple bonds. This reaction is called an **addition reaction**. One example is



Structural formula showing the reaction of ethylene with a chlorine molecule to form ethylene dichloride.

The reaction conditions are usually mild; in many cases, the halogen reacts spontaneously with an alkene or an alkyne.

Hydrogen can also be added across a multiple bond; this reaction is called a **hydrogenation reaction**. In this case, however, the reaction conditions may not be mild; high pressures of H_2 gas may be necessary. A platinum or palladium catalyst is usually employed to get the reaction to proceed at a reasonable pace:



By far the most common reaction of hydrocarbons is **combustion**, which is the combination of a hydrocarbon with O_2 to make CO_2 and H_2O . The combustion of hydrocarbons is accompanied by a release of energy and is a primary source of energy production in our society (Figure 17.2.2 - Combustion). The combustion reaction for gasoline, for example, which can be represented by C_8H_{18} , is as follows:



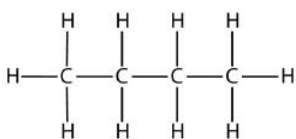
Figure 17.2.2 Combustion © Thinkstock. The combustion of hydrocarbons is a primary source of energy in our society.

Key Takeaways

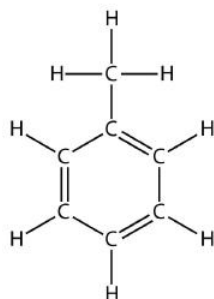
- The simplest organic compounds are hydrocarbons and are composed of carbon and hydrogen.
- Hydrocarbons can be aliphatic or aromatic; aliphatic hydrocarbons are divided into alkanes, alkenes, and alkynes.
- The combustion of hydrocarbons is a primary source of energy for our society.

? Exercise 17.2.2

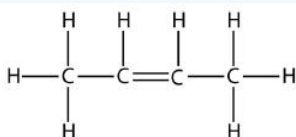
1. Define *hydrocarbon*. What are the two general types of hydrocarbons?
2. What are the three different types of aliphatic hydrocarbons? How are they defined?
3. Indicate whether each molecule is an aliphatic or an aromatic hydrocarbon; if aliphatic, identify the molecule as an alkane, an alkene, or an alkyne.



a.

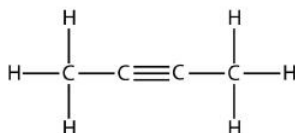


b.

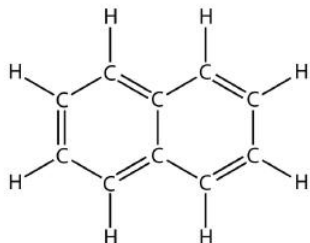


c.

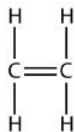
4. Indicate whether each molecule is an aliphatic or an aromatic hydrocarbon; if aliphatic, identify the molecule as an alkane, an alkene, or an alkyne.



a.

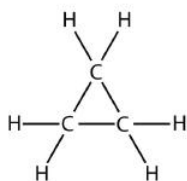


b.

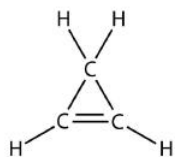


c.

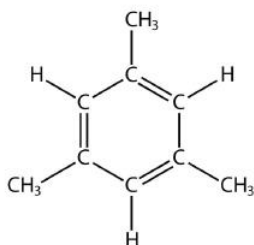
5. Indicate whether each molecule is an aliphatic or an aromatic hydrocarbon; if aliphatic, identify the molecule as an alkane, an alkene, or an alkyne.



a.

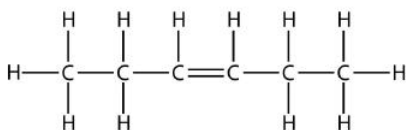


b.

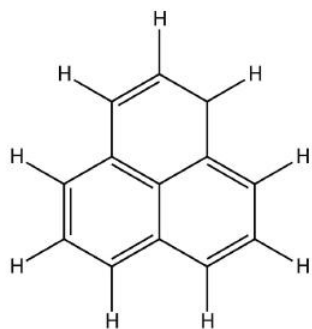


c.

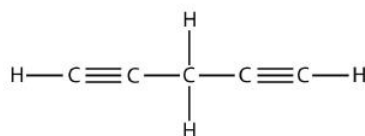
6. Indicate whether each molecule is an aliphatic or an aromatic hydrocarbon; if aliphatic, identify the molecule as an alkane, an alkene, or an alkyne.



a.



b.



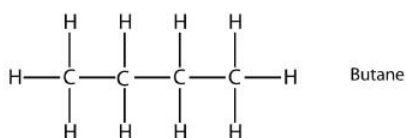
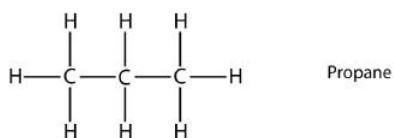
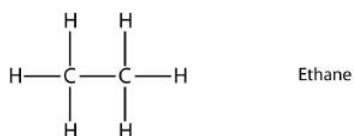
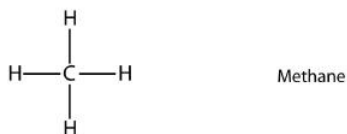
c.

7. Name and draw the structural formulas for the four smallest alkanes.
8. Name and draw the structural formulas for the four smallest alkenes.
9. What does the term *aromatic* imply about an organic molecule?
10. What does the term *normal* imply when used for alkanes?
11. Explain why the name *1-propene* is incorrect. What is the proper name for this molecule?
12. Explain why the name *3-butene* is incorrect. What is the proper name for this molecule?
13. Name and draw the structural formula of each isomer of pentene.
14. Name and draw the structural formula of each isomer of hexyne.
15. Write a chemical equation for the reaction between methane and bromine.
16. Write a chemical equation for the reaction between ethane and chlorine.
17. Draw the structure of the product of the reaction of bromine with propene.
18. Draw the structure of the product of the reaction of chlorine with 2-butene.
19. Draw the structure of the product of the reaction of hydrogen with 1-butene.
20. Draw the structure of the product of the reaction of hydrogen with 1-butene.
21. Write the balanced chemical equation for the combustion of heptane.
22. Write the balanced chemical equation for the combustion of nonane.

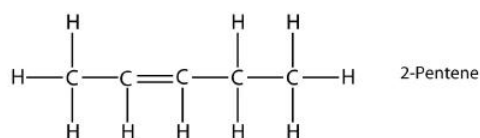
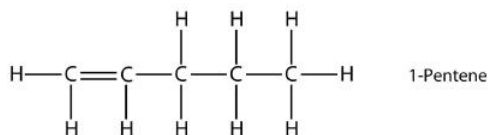
Nov 27, 2021, 2:38 PM

Answers

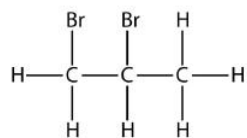
1. an organic compound composed of only carbon and hydrogen; aliphatic hydrocarbons and aromatic hydrocarbons
- 2.
3. a. aliphatic; alkane
b. aromatic
c. aliphatic; alkene
- 4.
5. a. aliphatic; alkane
b. aliphatic; alkene
c. aromatic
- 6.



- 7.
- 8.
9. Aromatic means that the molecule has a benzene ring.
- 10.
11. The 1 is not necessary. The name of the compound is simply *propene*.
- 12.

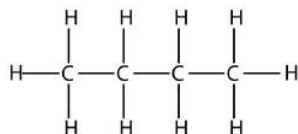


- 13.
- 14.
15. $\text{CH}_4 + \text{Br}_2 \rightarrow \text{CH}_3\text{Br} + \text{HBr}$
- 16.



17.

18.



19.

20.

21. $\text{C}_7\text{H}_{16} + 11\text{O}_2 \rightarrow 7\text{CO}_2 + 8\text{H}_2\text{O}$

This page titled [17.2: Hydrocarbons](#) is shared under a [CC BY-NC-SA 3.0](#) license and was authored, remixed, and/or curated by [Theodore Chan](#) via [source content](#) that was edited to the style and standards of the LibreTexts platform.

- [16.2: Hydrocarbons](#) by Anonymous is licensed [CC BY-NC-SA 3.0](#). Original source: <https://2012books.lardbucket.org/books/beginning-chemistry/>.

17.3: Branched Hydrocarbons

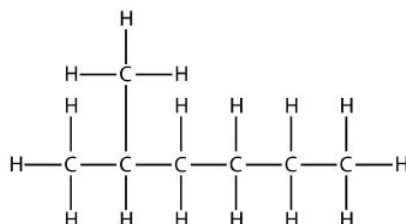
Learning Objectives

- Name a branched hydrocarbon from its structure.
- Draw the structural formula of a branched hydrocarbon from its name.

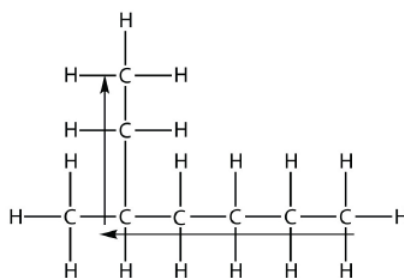
Not all hydrocarbons are straight chains. Many hydrocarbons have branches of C atoms attached to a chain. These branched alkanes are isomers of straight-chain alkanes having the same number of C atoms. However, they are different compounds with different physical and chemical properties. As such, they need different names. How do we name **branched hydrocarbons**?

There are a series of rules for naming branched alkanes (and, ultimately, for all organic compounds). These rules make up the system of **nomenclature** for naming organic molecules. Worldwide, the International Union of Pure and Applied Chemistry (IUPAC) has developed the system of nomenclature for organic compounds. So these rules are sometimes called the IUPAC rules of nomenclature. By learning and applying these rules, you can name any organic compound when given its structure or determine the unique structure of a molecule from its name. You have already learned the basics of nomenclature—the names of the first 10 normal hydrocarbons. Here, we will add some steps to the procedure so you can name branched hydrocarbons.

First, given the structure of an alkane, identify the longest continuous chain of C atoms. Note that the longest chain may not be drawn in a straight line. The longest chain determines the parent name of the hydrocarbon. For example, in the molecule



the longest chain of carbons has six C atoms. Therefore, it will be named as a hexane. However, in the molecule



the longest chain of C atoms is not six, but seven, as shown. So this molecule will be named as a heptane.

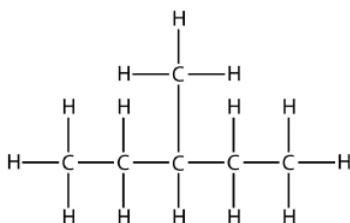
The next step is to identify the branches, or **substituents**, on the main chain. The names of the substituents, or *alkyl groups*, are derived from the names of the parent hydrocarbons; however, rather than having the ending *-ane*, the substituent name has the ending *-yl*. Table 17.3.1 - Substituent Names, lists the substituent names for the five smallest substituents.

Table 17.3.1 Substituent Names

Substituent Formula	Number of C Atoms	Name of Substituent
CH ₃	1	<i>methyl-</i>
CH ₃ CH ₂	2	<i>ethyl-</i>
CH ₃ CH ₂ CH ₂	3	<i>propyl-</i>
CH ₃ CH ₂ CH ₂ CH ₂	4	<i>butyl-</i>
CH ₃ CH ₂ CH ₂ CH ₂ CH ₂	5	<i>pentyl-</i>

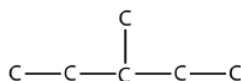
Substituent Formula	Number of C Atoms	Name of Substituent
and so forth	and so forth	and so forth

In naming the branched hydrocarbon, the name of the substituent is combined with the parent name of the hydrocarbon without spaces. However, there is likely one more step. The longest chain of the hydrocarbon must be numbered, and the numerical position of the substituent must be included to account for possible isomers. As with double and triple bonds, the main chain is numbered to give the substituent the lowest possible number. For example, in this alkane



the longest chain is five C atoms long, so it is a pentane. There is a one-carbon substituent on the third C atom, so there is a methyl group at position 3. We indicate the position using the number, which is followed by a hyphen, the substituent name, and the parent hydrocarbon name—in this case, 3-methylpentane. That name is specific to that particular hydrocarbon and no other molecule. Organic chemistry nomenclature is very specific!

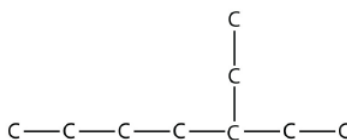
It is common to write the structural formula of a hydrocarbon without the H atoms, for clarity. So we can also represent 3-methylpentane as



where it is understood that any unwritten covalent bonds are bonds with H atoms. With this understanding, we recognize that the structural formula for 3-methylpentane refers to a molecule with the formula of C_6H_{14} .

✓ Example 17.3.1

Name this molecule.

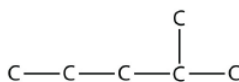


Solution

The longest continuous carbon chain has seven C atoms, so this molecule will be named as a heptane. There is a two-carbon substituent on the main chain, which is an ethyl group. To give the substituent the lowest numbering, we number the chain from the *right* side and see that the substituent is on the third C atom. So this hydrocarbon is 3-ethylheptane.

? Exercise 17.3.1

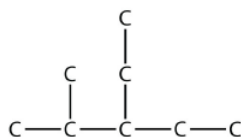
Name this molecule.



Answer

2-methylpentane

Branched hydrocarbons may have more than one substituent. If the substituents are different, then give each substituent a number (using the smallest possible numbers) and list the substituents in alphabetical order, with the numbers separated by hyphens and with no spaces in the name. So the molecule



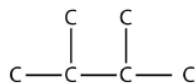
is 3-ethyl-2-methylpentane.

If the substituents are the same, then use the name of the substituent only once, but use more than one number, separated by a comma. Also, put a numerical prefix before the substituent name that indicates the number of substituents of that type. The numerical prefixes are listed in Table 17.3.2 - Numerical Prefixes to Use for Multiple Substituents. The number of the position values must agree with the numerical prefix before the substituent.

Table 17.3.2: Numerical Prefixes to Use for Multiple Substituents

Number of Same Substituent	Numerical Prefix
2	<i>di-</i>
3	<i>tri-</i>
4	<i>tetra-</i>
5	<i>penta-</i>
and so forth	and so forth

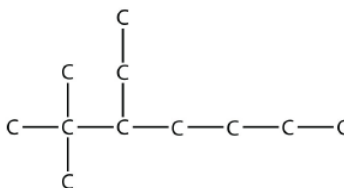
Consider this molecule:



The longest chain has four C atoms, so it is a butane. There are two substituents, each of which consists of a single C atom; they are methyl groups. The methyl groups are on the second and third C atoms in the chain (no matter which end the numbering starts from), so we would name this molecule 2,3-dimethylbutane. Note the comma between the numbers, the hyphen between the numbers and the substituent name, and the presence of the prefix *di-* before the *methyl*. Other molecules—even with larger numbers of substituents—can be named similarly.

✓ Example 17.3.2

Name this molecule.

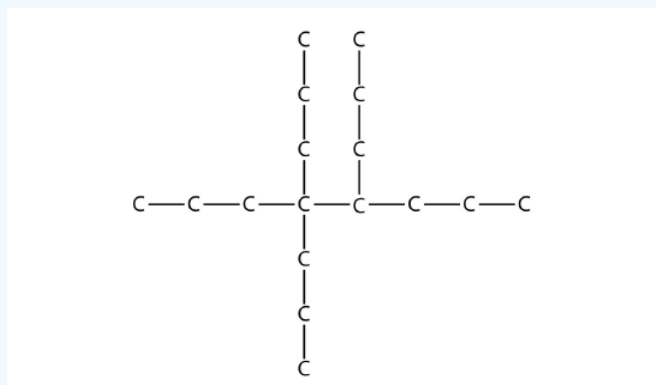


Solution

The longest chain has seven C atoms, so we name this molecule as a heptane. We find two one-carbon substituents on the second C atom and a two-carbon substituent on the third C atom. So this molecule is named 3-ethyl-2,2-dimethylheptane.

? Exercise 17.3.2

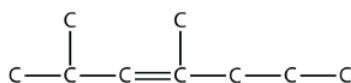
Name this molecule.



Answer

4,4,5-tripropyloctane

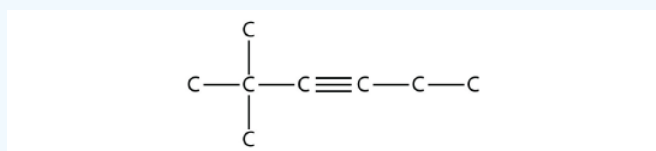
Alkenes and alkynes are named in a similar fashion. The biggest difference is that when identifying the longest carbon chain, it *must* contain the C–C double or triple bond. Furthermore, when numbering the main chain, the double or triple bond gets the lowest possible number. This means that there may be longer or higher-numbered substituents than may be allowed if the molecule were an alkane. For example, this molecule



is 2,4-dimethyl-3-heptene (note the number and the hyphens that indicate the position of the double bond).

✓ Example 17.3.3

Name this molecule.

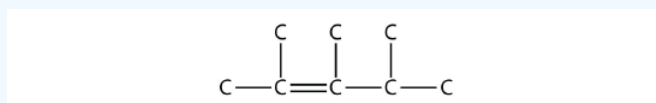


Solution

The longest chain that contains the C–C triple bond has six C atoms, so this is a hexyne molecule. The triple bond starts at the third C atom, so this is a 3-hexyne. Finally, there are two methyl groups on the chain; to give them the lowest possible number, we number the chain from the left side, giving the methyl groups the second position. So the name of this molecule is 2,2-dimethyl-3-hexyne.

? Exercise 17.3.3

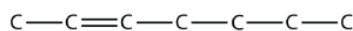
Name this molecule.



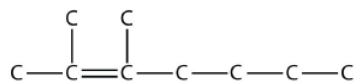
Answer

2,3,4-trimethyl-2-pentene

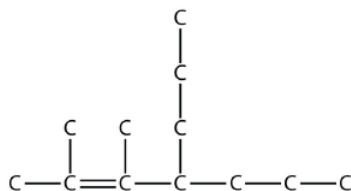
Once you master naming hydrocarbons from their given structures, it is rather easy to draw a structure from a given name. Just draw the parent chain with the correct number of C atoms (putting the double or triple bond in the right position, as necessary) and add the substituents in the proper positions. If you start by drawing the C atom backbone, you can go back and complete the structure by adding H atoms to give each C atom four covalent bonds. From the name 2,3-dimethyl-4-propyl-2-heptene, we start by drawing the seven-carbon parent chain with a double bond starting at the third carbon:



We add two one-carbon substituents to this structure on the second and third C atoms:



We finish the carbon backbone by adding a three-carbon propyl group to the fourth C atom in the parent chain:



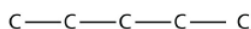
If we so choose, we can add H atoms to each C atom to give each carbon four covalent bonds, being careful to note that the C atoms in the double bond already have an additional covalent bond. (How many H atoms do you think are required? There will need to be 24 H atoms to complete the molecule.)

✓ Example 17.3.4

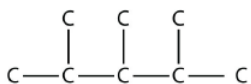
Draw the carbon backbone for 2,3,4-trimethylpentane.

Solution

First, we draw the five-carbon backbone that represents the pentane chain:



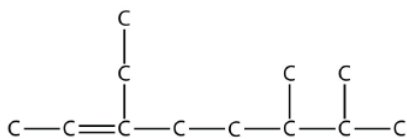
According to the name, there are three one-carbon methyl groups attached to the second, the third, and the fourth C atoms in the chain. We finish the carbon backbone by putting the three methyl groups on the pentane main chain:



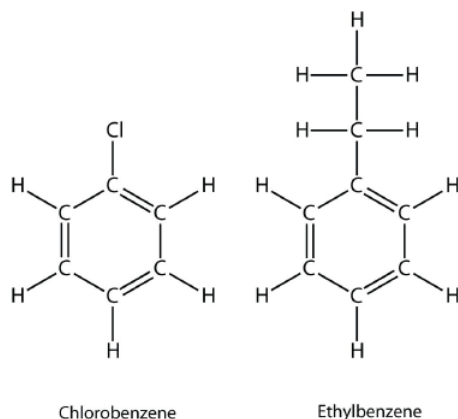
? Exercise 17.3.4

Draw the carbon backbone for 3-ethyl-6,7-dimethyl-2-octene.

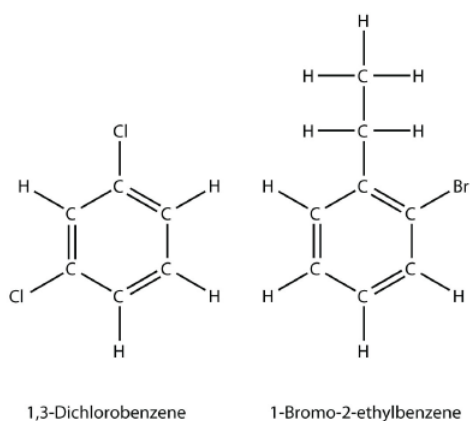
Answer



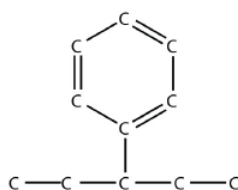
Naming substituted benzene molecules is straightforward. If there is only one substituent, the substituent is named as a side chain on a benzene molecule, like this:



If there are two or more substituents on a benzene molecule, the relative positions must be numbered, just as an aliphatic chain of C atoms is numbered. The substituent that is first alphabetically is assigned position 1, and the ring is numbered in a circle to give the other substituents the lowest possible number(s).



If a benzene ring is treated as a substituent, it is given the name *phenyl*-. The following molecule is 3-phenylpentane:



where the H atoms have been omitted for clarity.

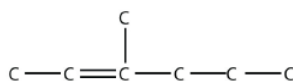
Summary

A unique name can be given to branched hydrocarbons. A unique structure can be drawn for the name of a hydrocarbon.

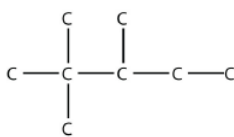
? Exercise 17.3.5

1. How does a branched hydrocarbon differ from a normal hydrocarbon?
2. How does a substituent get its unique name?

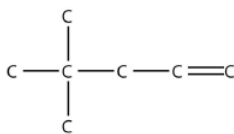
3. Name this molecule.



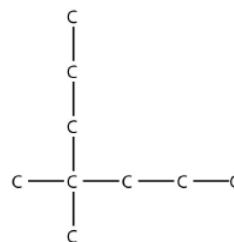
4. Name this molecule.



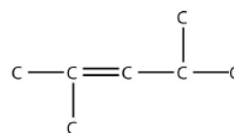
5. Name this molecule.



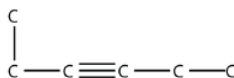
6. Name this molecule.



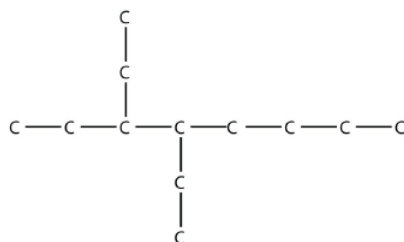
7. Name this molecule.



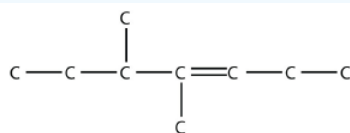
8. Name this molecule.



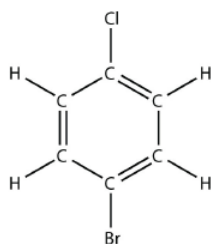
9. Name this molecule.

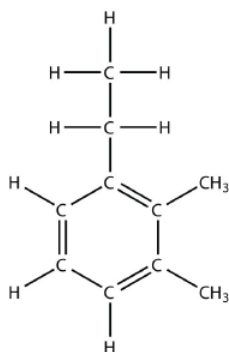


10. Name this molecule.



11. Name this molecule.

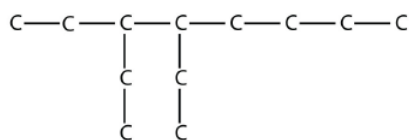




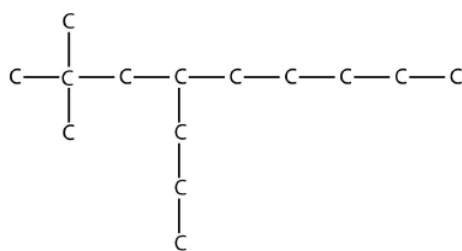
12. Name this molecule.
13. Draw the carbon backbone for each molecule.
 - a. 3,4-diethyloctane
 - b. 2,2-dimethyl-4-propylnonane
14. Draw the carbon backbone for each molecule.
 - a. 3-ethyl-4-methyl-3-heptene
 - b. 3,3-diethyl-1-pentyne
15. Draw the carbon backbone for each molecule.
 - a. 4-ethyl-4-propyl-2-octyne
 - b. 5-butyl-2,2-dimethyldecane
16. Draw the carbon backbone for each molecule.
 - a. 3,4-diethyl-1-hexyne
 - b. 4-propyl-3-ethyl-2-methyloctane
17. The name 2-ethylhexane is incorrect. Draw the carbon backbone and write the correct name for this molecule.
18. The name 3-butyl-7-methyloctane is incorrect. Draw the carbon backbone and write the correct name for this molecule.

Answers

1. A branched hydrocarbon does not have all of its C atoms in a single row.
- 2.
3. 3-methyl-2-hexene
- 4.
5. 4,4-dimethyl-1-pentene
- 6.
7. 2,4-dimethyl-2-pentene
- 8.
9. 3,4-diethyloctane
- 10.
11. 1-bromo-4-chlorobenzene
- 12.

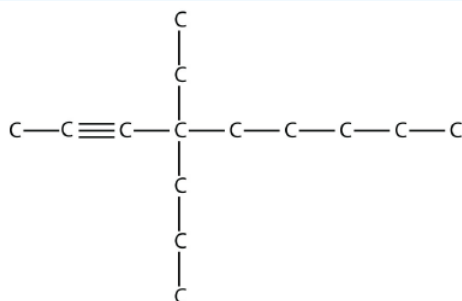


13. a.

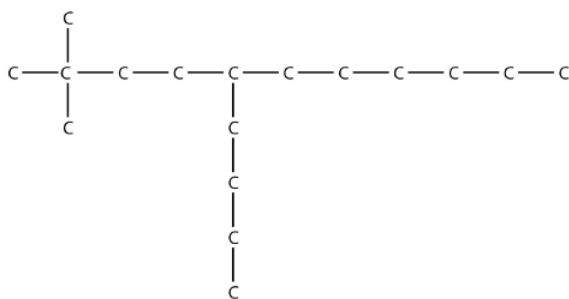


b.

14.

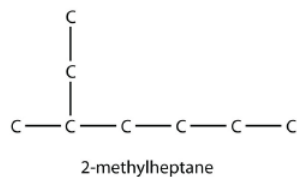


15. a.



b.

16.



17.

2-methylheptane

This page titled [17.3: Branched Hydrocarbons](#) is shared under a [CC BY-NC-SA 3.0](#) license and was authored, remixed, and/or curated by [Theodore Chan](#) via [source content](#) that was edited to the style and standards of the LibreTexts platform.

- **16.3: Branched Hydrocarbons** by Anonymous is licensed **CC BY-NC-SA 3.0**. Original source: <https://2012books.lardbucket.org/books/beginning-chemistry/>.

17.4: Alkyl Halides and Alcohols

Learning Objectives

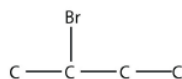
- Define *functional group*.
- Identify and name a simple alkyl halide.
- Identify and name a simple alcohol.
- Predict the product(s) of an elimination reaction of an alkyl halide or an alcohol.

A **functional group** is any collection of atoms and/or bonds with certain characteristic chemical reactions. We have already seen two functional groups: the C–C double bond and the C–C triple bond. They undergo certain characteristic chemical reactions—for example, the addition of a halogen across the multiple bond.

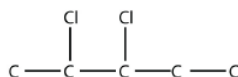
The presence of a halogen atom (F, Cl, Br, or I; also, X is used to represent any halogen atom) is one of the simplest functional groups. Organic compounds that contain a halogen atom are called **alkyl halides**. We have already seen some examples of alkyl halides when the addition of halogens across double and triple bonds was introduced in Section 16.3 - "Branched Hydrocarbons;" the products of these reactions were alkyl halides.

A simple alkyl halide can be named like an ionic salt, first by stating the name of the parent alkane as a substituent group (with the *-yl* suffix) and then the name of the halogen as if it were the anion. So CH₃Cl has the common name of methyl chloride, while CH₃CH₂Br is ethyl bromide and CH₃CH₂CH₂I is propyl iodide. However, this system is not ideal for more complicated alkyl halides.

The systematic way of naming alkyl halides is to name the halogen as a substituent, just like an alkyl group, and use numbers to indicate the position of the halogen atom on the main chain. The name of the halogen as a substituent comes from the stem of the element's name plus the ending *-o*, so the substituent names are *fluoro-*, *chloro-*, *bromo-* and *iodo-*. If there is more than one of a certain halogen, we use numerical prefixes to indicate the number of each kind, just as with alkyl groups. For example, this molecule



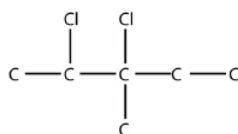
is 2-bromobutane, while this molecule



is 2,3-dichloropentane. If alkyl groups are present, the substituents are listed alphabetically. Numerical prefixes are ignored when determining the alphabetical ordering of substituent groups.

✓ Example 17.4.1

Name this molecule.

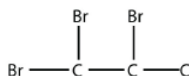


Solution

The longest carbon chain has five C atoms, so the molecule is a pentane. There are two chlorine substituents located on the second and third C atoms, with a one-carbon methyl group on the third C atom as well. The correct name for this molecule is 2,3-dichloro-3-methylpentane.

? Exercise 17.4.1

Name this molecule.



Answer

1,1,2-tribromopropane

Another simple functional group is the covalently bonded OH group. This is the **alcohol functional group**. It is not the hydroxide ion; rather than being present as a negatively charged species, in organic chemistry it is a covalently bonded functional group.

Like alkyl halides, alcohols have a common naming system and a more formal system. The common system is similar to that of alkyl halides: name the alkyl group attached to the OH group, ending with the suffix *-yl*, and add the word *alcohol* as a second word. So CH₃OH is methyl alcohol; CH₃CH₂OH is ethyl alcohol, and CH₃CH₂CH₂OH is propyl alcohol.

As with alkyl halides, though, this system is limited (although for smaller alcohols, it is very common in everyday usage). The formal system of naming uses the name of the hydrocarbon containing the OH group and having the correct number of C atoms, dropping the final *-e* of the name and appending the suffix *-ol*. Thus CH₃OH is methanol and CH₃CH₂OH is ethanol. For larger alcohol molecules, we use a number to indicate the position of the OH group on the longest carbon chain, similar to the number needed for alkenes and alkynes. Again, the carbon chain is numbered to give the OH group the lowest number, no matter how large the other numbers are. So CH₃CH₂CH₂OH is 1-propanol, while CH₃CHOHCH₃ is 2-propanol. (A common component in many medicine cabinets, 2-propanol is also known as isopropanol or isopropyl alcohol (Figure 17.4.1 - Isopropyl Alcohol).

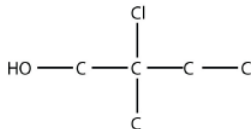


Figure 17.4.1 Isopropyl Alcohol. What you find labeled **isopropyl alcohol** in a medicine cabinet is more formally called 2-propanol. Source: Photo courtesy of Craig Spurrier, en.Wikipedia.org/wiki/File:Rubbing.

Another acceptable way of naming an alcohol—especially a more complicated molecule—is to name the OH group as the hydroxy substituent and give it a numerical position like an alkyl group or a halogen atom. Thus, 2-propanol would be called 2-hydroxypropane by this convention.

✓ Example 17.4.2

Name this molecule as an alcohol and as a substituted alkane.

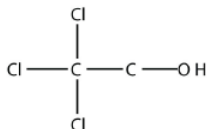


Solution

The longest carbon chain containing the OH group has four C atoms, so the parent hydrocarbon is butane. Because the OH group is on the first C atom, it is 1-butanol. There is a methyl group on the second C atom, as well as a Cl atom, so the formal name for this alcohol is 2-chloro-2-methyl-1-butanol. If naming the alcohol group as a substituent, it would be 2-chloro-1-hydroxy-2-methylbutane.

? Exercise 17.4.2

Name this molecule as an alcohol and as a substituted alkane.



Answer

2,2,2-trichloroethanol; 2,2,2-trichloro-1-hydroxyethane

Most alkyl halides are insoluble in H₂O. Smaller alcohols, however, are very soluble in H₂O because these molecules can engage in hydrogen bonding with H₂O molecules. For larger molecules, however, the polar OH group is overwhelmed by the nonpolar alkyl part of the molecule. While methanol is soluble in H₂O in all proportions, only about 2.6 g of pentanol will dissolve in 100 g of H₂O. Larger alcohols have an even lower solubility in H₂O.

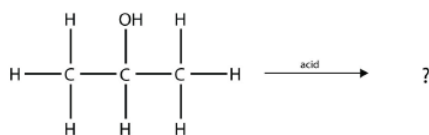
One reaction common to alcohols and alkyl halides is **elimination**, the removal of the functional group (either X or OH) and an H atom from an adjacent carbon. The general reaction can be written as follows:



where Z represents either the X or the OH group. The biggest difference between elimination in alkyl halides and elimination in alcohols is the identity of the catalyst: for alkyl halides, the catalyst is a strong base; for alcohols, the catalyst is a strong acid. For compounds in which there are H atoms on more than one adjacent carbon, a mixture of products results.

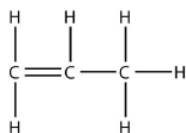
✓ Example 17.4.3

Predict the organic product(s) of this reaction.



Solution

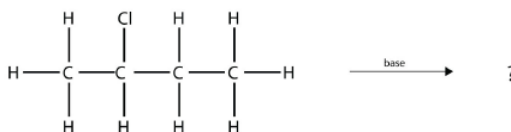
Under these conditions, an HOH (otherwise known as H₂O) molecule will be eliminated, and an alkene will be formed. It does not matter which adjacent carbon loses the H atom; in either case the product will be



which is propene.

? Exercise 17.4.3

Predict the organic product(s) of this reaction.



Answer

1-butene and 2-butene

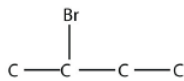
Key Takeaways

- Alkyl halides have a halogen atom as a functional group.
- Alcohols have an OH group as a functional group.
- Nomenclature rules allow us to name alkyl halides and alcohols.
- In an elimination reaction, a double bond is formed as an HX or an HOH molecule is removed.

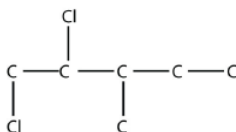
? Exercise 17.4.4

- Define *functional group* and give two examples.
- What is elimination? How does it differ for alkyl halides and alcohols?

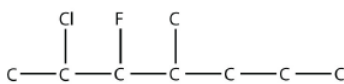
- Name this molecule.



- Name this molecule.



- Name this molecule.



$$\begin{array}{c} \text{Br} \\ | \\ \text{Br} - \text{C} - \text{I} \\ | \\ \text{I} \end{array}$$
$$\begin{array}{c} \text{OH} \\ | \\ \text{C} - \text{C} - \text{C} \\ | \\ \text{C} \end{array}$$
$$\begin{array}{ccccccc} & & \text{OH} & & & & \\ & & | & & & & \\ \text{C} & - & \text{C} & - & \text{C} & - & \text{C} & - & \text{C} \\ & & | & & & & \\ & & \text{Cl} & & & & \end{array}$$
[illegible]CC(C)C(O)C(C)C(C)C
$$\text{C} - \text{C} - \underset{\text{OH}}{\text{C}} - \text{C} - \text{C} \xrightarrow{\text{acid}}$$
$$\begin{array}{c} \text{Cl} \\ | \\ \text{C}-\text{C}-\text{C}-\text{C}-\text{C} \\ | \\ \text{C} \\ | \\ \text{C} \end{array} \quad \xrightarrow{\text{base}}$$
$$\text{C} - \text{C} - \text{C} - \overset{\text{Br}}{\underset{|}{\text{C}}} - \text{C} - \text{C} \quad \xrightarrow{\text{base}}$$
$$\begin{array}{c} \text{OH} \\ | \\ \text{C} - \text{C} - \text{C} - \text{C} - \text{C} \\ | \\ \text{C} \end{array} \xrightarrow{\text{acid}}$$

Answers

1. a group of atoms with a certain reactivity; halogen atoms and alcohol groups (answers will vary).
- 2.
3. 2-bromobutane
- 4.
5. 2-chloro-3-fluoro-4-methylheptane

- 6.
7. 2-methyl-2-propanol
- 8.
9. 4-octanol
- 10.
11. 2-pentene
- 12.
13. 2-hexene and 3-hexene
- 1.

This page titled [17.4: Alkyl Halides and Alcohols](#) is shared under a [CC BY-NC-SA 3.0](#) license and was authored, remixed, and/or curated by [Theodore Chan](#) via [source content](#) that was edited to the style and standards of the LibreTexts platform.

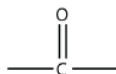
- [16.4: Alkyl Halides and Alcohols](#) by Anonymous is licensed [CC BY-NC-SA 3.0](#). Original source: <https://2012books.lardbucket.org/books/beginning-chemistry>.

17.5: Other Oxygen-Containing Functional Groups

Learning Objective

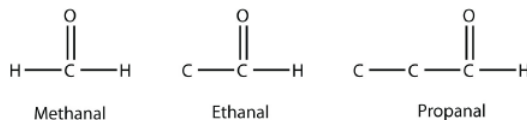
- Identify the aldehyde, ketone, acid, ester, and ether functional groups.

There are other functional groups that contain O atoms. Before we introduce them, we define the **carbonyl group**, which is formed when an O atom and a C atom are joined by a double bond:



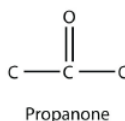
The other two bonds on the C atom are attached to other atoms. It is the identities of these other atoms that define what specific type of compound an organic molecule is.

If one bond of the carbonyl group is made to an H atom, then the molecule is classified as an **aldehyde** (If there are two H atoms, there is only 1 C atom). When naming aldehydes, the main chain of C atoms must include the carbon in the carbonyl group, which is numbered as position 1 in the carbon chain. The parent name of the hydrocarbon is used, but the suffix *-al* is appended. (Do not confuse *-al* with *-ol*, which is the suffix used for alcohols.) So we have

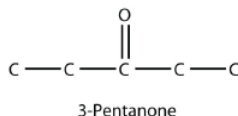


Methanal has a common name with which you may be familiar: formaldehyde. The main thing to note about aldehydes is that the carbonyl group is at the *end* of a carbon chain.

A carbonyl group in the middle of a carbon chain implies that both remaining bonds of the carbonyl group are made to C atoms. This type of molecule is called a **ketone**. Despite the fact that aldehydes and ketones have the same carbonyl group, they have different chemical and physical properties and are properly grouped as two different types of compounds. The smallest ketone has three C atoms in it. When naming a ketone, we take the name of the parent hydrocarbon and change the suffix to *-one*:



The common name for propanone is acetone. With larger ketones, we must use a number to indicate the position of the carbonyl group, much like a number is used with alkenes and alkynes:



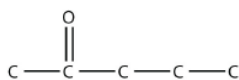
There is another way to name ketones: name the alkyl groups that are attached to the carbonyl group and add the word *ketone* to the name. So propanone can also be called dimethyl ketone, while 2-butanone is called methyl ethyl ketone.

✓ Example 17.5.1

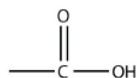
Draw the structure of 2-pentanone.

Solution

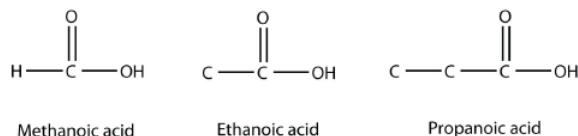
This molecule has five C atoms in a chain, with the carbonyl group on the second C atom. Its structure is as follows:



The combination of a carbonyl functional group and an OH group makes the **carboxyl group**.



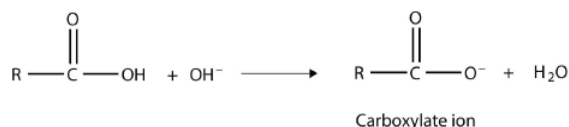
Molecules with a carboxyl group are called **carboxylic acids**. As with aldehydes, the functional group in carboxylic acids is at the end of a carbon chain. Also as with aldehydes, the C atom in the functional group is counted as one of the C atoms that defines the parent hydrocarbon name. To name carboxylic acids, the parent name of the hydrocarbon is used, but the suffix *-oic acid* is added:



Methanoic acid and ethanoic acid are also called formic acid and acetic acid, respectively. Formic acid is the compound that makes certain ant bites sting, while acetic acid is the active substance in vinegar.

How acidic are carboxylic acids? It turns out that they are not very acidic. No carboxylic acid is on the list of strong acids (Table 17.5.1). This means that all carboxylic acids are weak acids. A 1 M solution of formic acid is only about 1.3% dissociated into H^+ ions and formate ions, while a similar solution of acetic acid is ionized by about only 0.4%. Some carboxylic acids are stronger—for example, trichloroacetic acid is about 45% dissociated in aqueous solution. But no carboxylic acid approaches the 100% dissociation amount required by the definition of a strong acid.

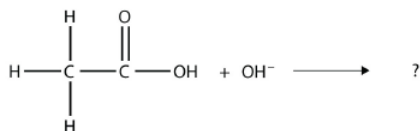
As their name suggests, however, carboxylic acids do act like acids in the presence of bases. The H atom in the carboxyl group comes off as the H^+ ion, leaving a **carboxylate anion**:



Carboxylate ions are named from the acid name: the *-oic acid* is replaced with *-oate* to name the ion.

✓ Example 17.5.2:

Complete the chemical reaction. Can you name the carboxylate ion formed?



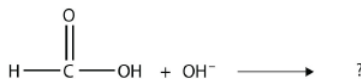
Solution

The OH^- ion removes the H atom that is part of the carboxyl group:

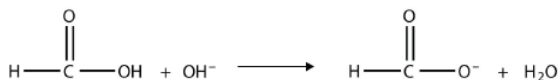
The carboxylate ion, which has the condensed structural formula CH_3CO_2^- , is the ethanoate ion, but it is commonly called the acetate ion.

? Exercise 17.5.1

Complete the chemical reaction. Can you name the carboxylate ion formed?

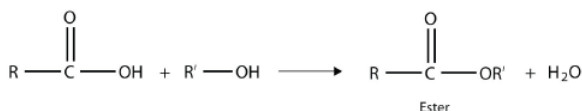


Answer

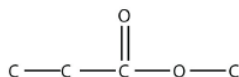


The anion is the methanoate ion, which is commonly called the formate ion.

One reaction to consider is that of a carboxylic acid and an alcohol. When combined under the proper conditions, a water molecule will be removed, and the remaining pieces will combine to form a new functional group—the **ester** functional group:



Note how the acid molecule contributes one alkyl side (represented by R), while the alcohol contributes the other side (represented by R'). Esters are named using the alkyl group name from the alcohol plus the carboxylate name from the acid. For example, the molecule



is called methyl propanoate.

✓ Chemistry is Everywhere: Esters, Fragrances, and Flavorings

Esters are very interesting compounds, in part because many have very pleasant odors and flavors. (Remember, never taste anything in the chemistry lab!) Many esters occur naturally and contribute to the odor of flowers and the taste of fruits. Other esters are synthesized industrially and are added to food products to improve their smell or taste; it is likely that if you eat a product whose ingredients include artificial flavorings, those flavorings are esters. Here are some esters and their uses, thanks to their odors, flavors, or both:

Table with four columns and seven rows. The first column on the left is labeled Ester and underneath in the rows has different esters. The second column is labeled Tastes/Smells Like and underneath in the rows has different tastes and smells. The third column is labeled Ester and underneath in the rows has different esters. The last and fourth column is labeled Tastes/Smells Like and underneath in the rows has different tastes and smells.

Ester	Tastes/Smells Like	Ester	Tastes/Smells Like
allyl hexanoate	pineapple	isobutyl formate	raspberry
benzyl acetate	pear	isobutyl acetate	pear
butyl butanoate	pineapple	methyl phenylacetate	honey
ethyl butanoate	banana	nonyl caprylate	orange
ethyl hexanoate	pineapple	pentyl acetate	apple
ethyl heptanoate	apricot	propyl ethanoate	pear
ethyl pentanoate	apple	propyl isobutyrate	rum

Finally, the **ether** functional group is an O atom that is bonded to two organic groups: R-O-R'

The two R groups may be the same or different. Naming ethers is like the alternate way of naming ketones. In this case, the R groups are named sequentially, and the word *ether* is appended. The molecule CH_3OCH_3 is dimethyl ether, while $\text{CH}_3\text{OCH}_2\text{CH}_3$ is methyl ethyl ether. Diethyl ether, another ether, was once used as an anesthetic, but its flammability and toxicity caused it to fall out of favor. Smaller ether molecules that are liquids at room temperature are common solvents for organic chemical reactions.

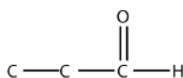
Key Takeaway

- Aldehydes, ketones, carboxylic acids, esters, and ethers have oxygen-containing functional groups.

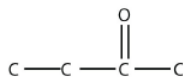
? Exercise 17.5.2

- Name a similarity between the functional groups found in aldehydes and ketones. Can you name a difference between them?
- Explain how a carboxylic acid is used to make an ester.
- Name each molecule.

a.

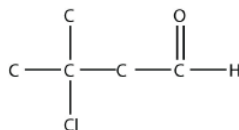


b.

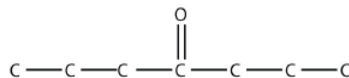


- Name each molecule.

a.

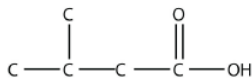


b.

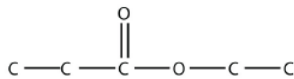


- Name each molecule.

a.

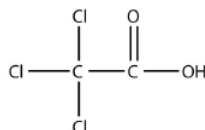


b.

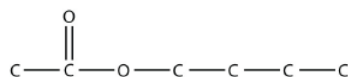


- Name each molecule.

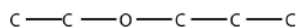
a.

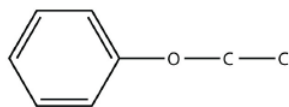



b.

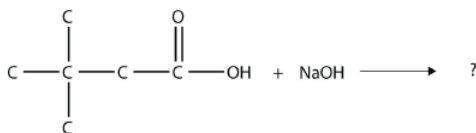


- Name the molecule.

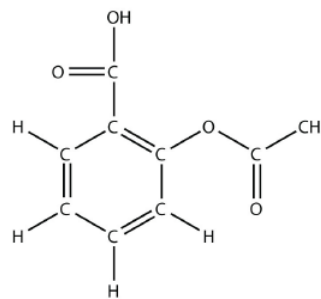




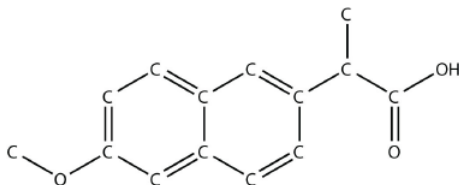
8. Name the molecule.
9. Give an alternate but acceptable name to the molecule in Exercise 3b.
10. Give an alternate but acceptable name to the molecule in Exercise 4b.
11. Complete this chemical reaction.  $\text{C}_2\text{H}_5\text{COOH} + \text{KOH} \longrightarrow ?$



12. Complete this chemical reaction.



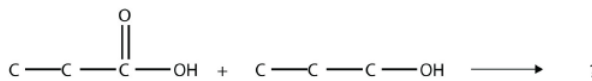
13. The drug known as aspirin has this molecular structure:
Identify the functional group(s) in this molecule.
14. The drug known as naproxen sodium is the sodium salt of this molecule:



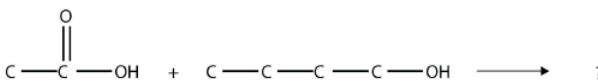
functional group(s) in this molecule.

(The extra H atoms are omitted for clarity.) Identify the

15. Identify the ester made by reacting these molecules.



16. Identify the ester made by reacting these molecules.



Nov 27, 2021, 2:06 PM

Answers

1. They both have a carbonyl group, but an aldehyde has the carbonyl group at the end of a carbon chain, and a ketone has the carbonyl group in the middle.
- 2.
3. a. propanal
b. 2-butanone
- 4.
5. a. 3-methylbutanoic acid
b. ethyl propionate
- 6.

7. ethyl propyl ether
- 8.
9. ethyl methyl ketone
- 10.
11. $\text{H}_2\text{O} + \text{KCH}_3\text{CH}_2\text{CO}_2$
- 12.
13. acid, ester, and aromatic (benzene ring)
- 14.
15. propyl propionate

This page titled [17.5: Other Oxygen-Containing Functional Groups](#) is shared under a [CC BY-NC-SA 3.0](#) license and was authored, remixed, and/or curated by [Theodore Chan](#) via [source content](#) that was edited to the style and standards of the LibreTexts platform.

- [16.5: Other Oxygen-Containing Functional Groups](#) by Anonymous is licensed [CC BY-NC-SA 3.0](#). Original source: <https://2012books.lardbucket.org/books/beginning-chemistry>.

17.6: Other Functional Groups

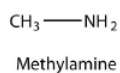
Learning Objective

- Identify the amine, amide, and thiol functional groups.

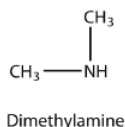
There are some common and important functional groups that contain elements other than oxygen. In this section, we will consider three of them.

Nitrogen-Containing Compounds

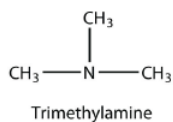
An **amine** is an organic derivative of ammonia (NH_3). In amines, one or more of the H atoms in NH_3 is substituted with an organic group. A *primary* amine has one H atom substituted with an R group:



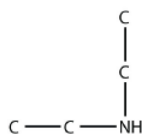
A *secondary* amine has two H atoms substituted with R groups:



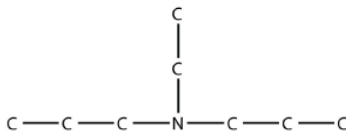
A *tertiary* amine has all three H atoms substituted with R groups:



Naming simple amines is straightforward: name the R groups as substituents and then add the suffix *-amine*, using numerical suffixes on the substituent names as necessary. This amine



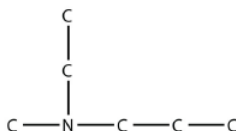
is diethylamine (the H atoms on the C atoms are omitted for clarity), while this amine



is ethyldipropylamine.

✓ Example 17.6.1

Name this amine.

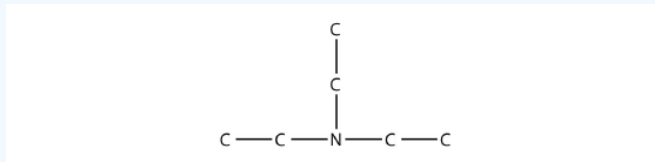


Solution

This amine has a methyl group, an ethyl group, and a propyl group. Listing the names in alphabetical order, this amine is ethylmethylpropylamine.

? Exercise 17.6.1

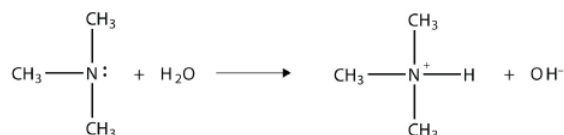
Name this amine.



Answer

triethylamine

As with NH_3 , the N atom in amines can accept a proton onto the lone electron pair on the N atom. That is, amines act as Brønsted-Lowry bases (i.e., proton acceptors):



The amine becomes an ion, the organic counterpart of the ammonium (NH_4^+) ion.

All amines are weak bases. The weakness of amines is about the same as that of carboxylic acids. N-containing organic compounds are very common in nature, and they all act as weak bases. Some of these compounds have rather complicated structures. Figure 17.6.1 - Some Naturally Occurring N-Containing Compounds, shows some N-containing substances that you may recognize.

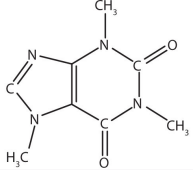
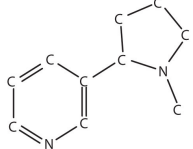
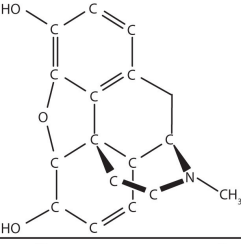
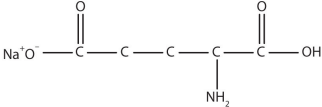
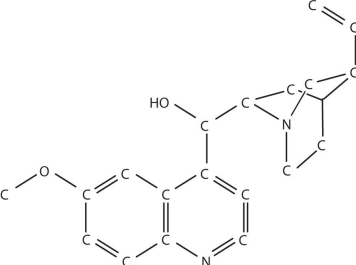
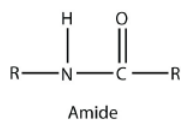
Compound	Structure <small>Atoms not shown are assumed to be H atoms, which are omitted for clarity</small>
Caffeine (stimulant found in teas and coffees)	
Nicotine (addictive compound found in tobacco)	
Morphine (painkiller)	
Monosodium glutamate (food additive and flavor enhancer)	
Quinine (antimalaria compound found in the bark of the cinchona tree)	

Figure 17.6.1 Some Naturally Occurring N-Containing Compounds.

Nitrogen-containing compounds occur frequently in nature. Here are some that you might encounter in the course of your everyday life.

An **amide** functional group is a combination of an amine group and a carbonyl group:



Amides are actually formed by bringing together an amine-containing molecule and a carboxylic acid-containing molecule. A molecule of H_2O is lost, much like when an ester forms:



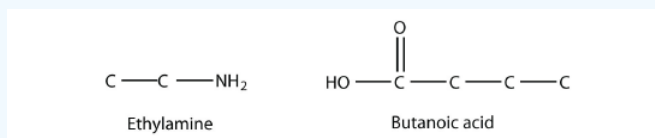
The bond between the N of the amine group and the C of the carbonyl group is called an **amide bond**. Amide bonds are particularly important in biological molecules called proteins, which are composed of strings of amino acids—molecules that have an amine group and a carboxylic acid group within them. The amine group on one amino acid reacts with the carboxylic acid group of another amino acid, making a chain held together by amide bonds. We will consider proteins later in this chapter.

✓ Example 17.6.2

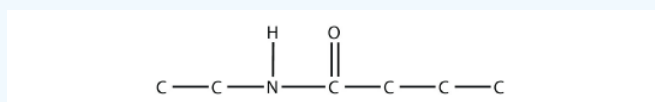
Draw the structure of the amide formed by the combination of ethylamine and butanoic acid.

Solution

The structures of ethylamine and butanoic acid are as follows:



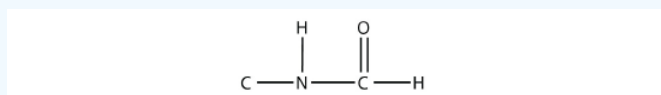
When they come together to make an amide, an H_2O molecule is lost, and the N of the amine group bonds to the C of the carboxyl group. The resulting molecule is as follows:



? Exercise 17.6.2

Draw the structure of the amide formed by the combination of methylamine and formic acid.

Answer

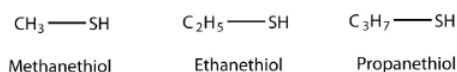


Sulfur-Containing Compounds

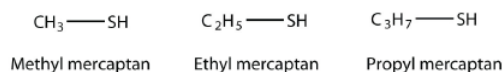
Sulfur is below oxygen on the periodic table, and it occasionally shows some similar chemistry. One similarity is that an S atom can take the place of an O atom in an alcohol, to make a molecule that looks like this:



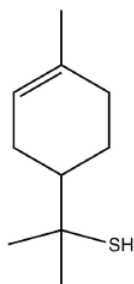
The sulfur analog of an alcohol is called a **thiol**. The formal way of naming a thiol is similar to that of alcohols, except that instead of using the *suffix-ol*, you use *-thiol* as the suffix. The following illustrates *thiol* nomenclature:



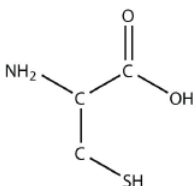
An older system uses the word *mercaptan* in naming simple thiols, much like the word *alcohol* is used with small alcohols. These thiols can also be named like this:



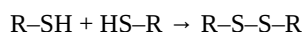
Many thiols have strong, objectionable odors; indeed, the spray from skunks is composed of thiols and is detectable by the human nose at concentrations less than 10 ppb. Because natural gas is odorless, thiols are intentionally added to natural gas—at very low levels, of course—so that gas leaks can be more easily detected. Not all thiols have objectionable odors; this thiol is responsible for the odor of grapefruit:



One amino acid that is a thiol is cysteine:



Cysteine plays an important role in protein structure. If two cysteine amino acids in a protein chain approach each other, they can be oxidized, and a S–S bond (also known as a *disulfide bond*) is formed:



where the R group is the rest of the cysteine molecule. The disulfide bond is strong enough to fix the position of the two cysteine groups, thus imposing a structure on the protein. Hair is composed of about 5% cysteine, and the breaking and remaking of disulfide bonds between cysteine units is the primary mechanism behind straightening and curling hair (hair "perms").

✓ Food and Drink Application: Amino Acids, Essential and Otherwise

The text mentioned cysteine, an amino acid. Amino acids are the fundamental building blocks of proteins, a major biological component. Proteins are a necessary part of the diet; meat, eggs, and certain plant foods such as beans and soy are good sources of protein and amino acids.

All life on Earth—from the lowliest single-celled organism to humans to blue whales—relies on proteins for life, so all life on Earth is dependent on amino acids. The human body contains 20 different amino acids (curiously, other organisms may have a different number of amino acids). However, not all of them must be obtained from the diet. The body can synthesize 12 amino acids. The other 8 *must* be obtained from the diet. These 8 amino acids are called the *essential amino acids*. Daily requirements range from 4 mg per kilogram of body weight for tryptophan to 40 mg per kilogram of body weight for leucine. Infants and children need a greater mass per kg of body weight to support their growing bodies; also, the number of amino acids that are considered essential for infants and children is greater than for adults due to the greater protein synthesis associated with growth.

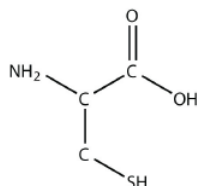
Because of the existence of essential amino acids, a diet that is properly balanced in protein is necessary. Rice and beans, a very popular food dish in Latin cuisines, actually provides all of the essential amino acids in one dish; without one component, the dish would be nutritionally incomplete. Corn (maize) is the most-grown grain crop in the world, but an over-reliance on it as a primary food source deprives people of lysine and tryptophan, which are two essential amino acids. (Indeed, it is now widely accepted that the disappearance of certain native American groups was largely due to the overuse of corn as the staple food.) People on restricted diets, whether out of necessity or by choice (e.g., vegetarians), may be missing the proper amount of an essential amino acid. It is important to vary the diet when possible to ensure ingestion of a wide range of protein sources.

Key Takeaway

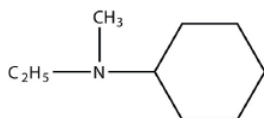
- Other functional groups include amine, amide, and thiol functional groups.

? Exercise 17.6.3

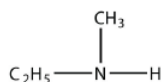
1. What are the structure and name of the smallest amine?
2. What are the structure and name of the smallest thiol?
3. Identify each compound as a primary, secondary, or tertiary amine.



a.

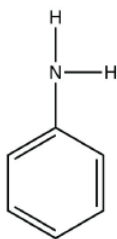


b.

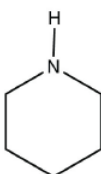


c.

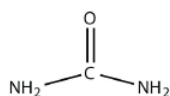
4. Identify each compound as a primary, secondary, or tertiary amine.



a.

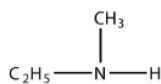


b.

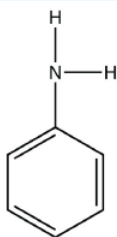


c.

5. Write the chemical reaction between each amine in Exercise 3 and HCl.
6. Write the chemical reaction between each amine in Exercise 4 and HNO₃.
7. Name each amine.



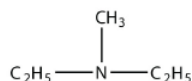
a.



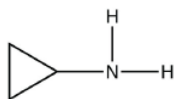
b.

8. Name each amine.

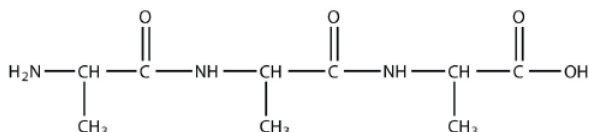
a.



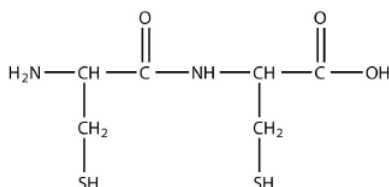
b.



9. A *peptide* is a short chain of amino acids connected by amide bonds. How many amide bonds are present in this peptide?



10. How many amide bonds are present in this peptide? (See Exercise 9 for the definition of a peptide.)

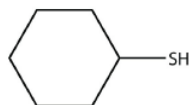


11. Draw the backbone structure of the amide formed by reacting propylamine with propanoic acid.

12. Draw the backbone structure of the amide formed by reacting hexylamine with ethanoic acid.

13. Name each thiol using the *-thiol* suffix.

a.



b. $\text{C}_4\text{H}_9\text{-SH}$

14. Name each thiol in Exercise 13 with the mercaptan label.

15. One component of skunk spray is 3-methyl-1-butanethiol. Draw its structure. (The 1 indicates the position of the S atom.)

16. An S-S bond can be fairly easily broken into proteins, yielding two lone cysteine units in a protein chain. Is this process an oxidation or a reduction? Explain your answer.

Nov 27, 2021, 10:50 AM

Answers

1. CH_3NH_2 ; methylamine

2.

3. a. primary

b. tertiary

c. secondary

4.

5. a. $\text{C}_3\text{H}_7\text{CO}_2\text{HSHNH}_2 + \text{HCl} \rightarrow \text{C}_3\text{H}_7\text{CO}_2\text{HSHNH}_3\text{Cl}$

b. $(\text{C}_6\text{H}_{11})(\text{C}_2\text{H}_5)(\text{CH}_3)\text{N} + \text{HCl} \rightarrow (\text{C}_6\text{H}_{11})(\text{C}_2\text{H}_5)(\text{CH}_3)\text{NHCl}$

c. $(\text{C}_2\text{H}_5)(\text{CH}_3)\text{NH} + \text{HCl} \rightarrow (\text{C}_2\text{H}_5)(\text{CH}_3)\text{NH}_2\text{Cl}$

6.

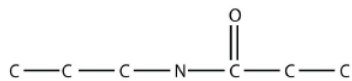
7. a. ethylmethylamine

b. phenylamine

8.

9. two

10.

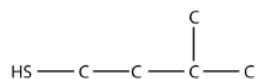


11.

12.

13. a. cyclohexanethiol
b. butanethiol

14.



15.

This page titled [17.6: Other Functional Groups](#) is shared under a [CC BY-NC-SA 3.0](#) license and was authored, remixed, and/or curated by [Theodore Chan](#) via [source content](#) that was edited to the style and standards of the LibreTexts platform.

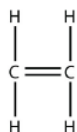
- **16.6: Other Functional Groups** by Anonymous is licensed [CC BY-NC-SA 3.0](#). Original source: <https://2012books.lardbucket.org/books/beginning-chemistry>.

17.7: Polymers

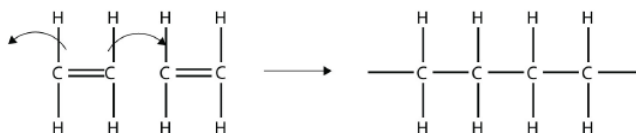
Learning Objectives

- Define the terms *monomer* and *polymer*.
- Draw the structure of a polymer from its monomer.

Among other applications, organic chemistry has had a huge impact on the development of modern materials called polymers. Many objects in daily life are composed of polymers; curiously, so are several important biological materials. Consider a molecule with a double bond, such as ethylene:

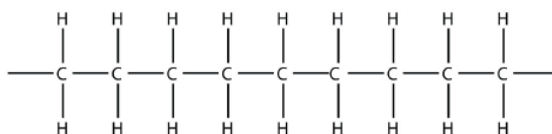


Imagine the bond between the carbons opening up and attacking another ethylene molecule:



The double bond between the two carbons is depicted with electron pushing arrows attacking another ethylene.

Now imagine further that the second ethylene molecule's double bond opens up and attacks a third ethylene molecule, which also opens up its double bond and attacks a fourth ethylene molecule, and so forth. The end result is a long, virtually endless molecule:



This long, almost nonstop molecule is called a **polymer** (from the Greek meaning "many parts"). The original part, ethylene, is called the **monomer** (meaning "one part"). The process of making a polymer is called **polymerization**. A polymer is an example of a *macromolecule*, the name given to a large molecule.

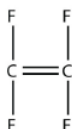
Simple polymers are named after their monomers. The ethylene polymer is formally called poly(ethylene), although in common use, the names are used without parentheses: polyethylene. Because adding one monomer to another forms this polymer, polyethylene is an example of a type of polymer called *addition polymers*. Figure 17.7.1 - Some Monomers and Their Addition Polymers, lists some addition polymers and their monomers. One of them, poly(ethylene oxide), results not from the opening of a double bond but the opening of a ring in the monomer; the concept of bonding with other monomers, however, is the same.

Monomer	Monomer Name	Polymer	Polymer Name
$ \begin{array}{c} \text{H} \quad \text{H} \\ \quad \\ \text{C} = \text{C} \\ \quad \\ \text{H} \quad \text{H} \end{array} $	ethylene	$ \left[\begin{array}{cccc} \text{H} & \text{H} & \text{H} & \text{H} \\ & & & \\ -\text{C} & - & \text{C} & - & \text{C} & - & \text{C}- \\ & & & \\ \text{H} & \text{H} & \text{H} & \text{H} \end{array} \right]_n $	poly(ethylene)
$ \begin{array}{c} \text{H} \quad \text{H} \\ \quad \\ \text{C} = \text{C} - \text{C} \\ \quad \\ \text{H} \quad \text{H} \end{array} $	propylene	$ \left[\begin{array}{cccc} \text{H} & \text{H} & \text{H} & \text{H} \\ & & & \\ -\text{C} & - & \text{C} & - & \text{C} & - & \text{C}- \\ & & & \\ \text{H} & \text{C} & \text{H} & \text{C} \end{array} \right]_n $	poly(propylene)
$ \begin{array}{c} \text{H} \quad \text{H} \\ \quad \\ \text{C} = \text{C} - \text{C}_6\text{H}_5 \\ \quad \\ \text{H} \quad \text{H} \end{array} $	styrene	$ \left[\begin{array}{cccc} \text{H} & \text{H} & \text{H} & \text{H} \\ & & & \\ -\text{C} & - & \text{C} & - & \text{C} & - & \text{C}- \\ & & & \\ \text{H} & \text{C}_6\text{H}_5 & \text{H} & \text{C}_6\text{H}_5 \end{array} \right]_n $	poly(styrene)
$ \begin{array}{c} \text{C} \\ \\ \text{C} = \text{C} \\ \\ \text{C} = \text{O} \\ \\ \text{O} \\ \\ \text{C} \end{array} $	methyl methacrylate	$ \left[\begin{array}{cccc} \text{H} & \text{C} & \text{H} & \text{C} \\ & & & \\ -\text{C} & - & \text{C} & - & \text{C} & - & \text{C}- \\ & & & \\ \text{H} & \text{C} = \text{O} & \text{H} & \text{C} = \text{O} \\ & & & \\ & \text{O} & & \text{O} \\ & & & \\ & \text{C} & & \text{C} \end{array} \right]_n $	poly(methyl methacrylate)
$ \begin{array}{c} \text{O} \\ \diagup \quad \diagdown \\ \text{C} \quad \text{C} \end{array} $	ethylene oxide	$ \left[\begin{array}{cccc} \text{H} & \text{H} & \text{H} & \text{H} \\ & & & \\ -\text{C} & - & \text{C} & - & \text{O} & - & \text{C} & - & \text{C} & - & \text{O}- \\ & & & \\ \text{H} & \text{H} & \text{H} & \text{H} \end{array} \right]_n $	poly(ethylene oxide)

Figure 17.7.1: Some Monomers and Their Addition Polymers

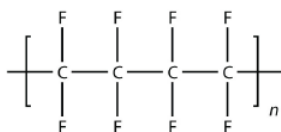
✓ Example 17.7.1

Draw the polymer that results from the polymerization of tetrafluoroethylene.



Solution

In the case of this monomer, the double bond opens up and joins to other monomers, just as with ethylene. The polymer that is made has this structure:

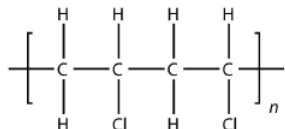


? Exercise 17.7.1

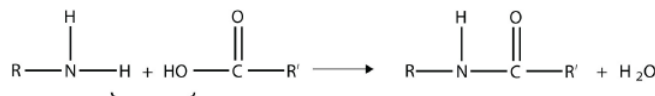
Draw the polymer that results from the polymerization of vinyl chloride.



Answer

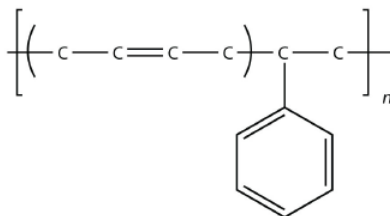


Another type of polymer is the *condensation polymer*, which is a polymer made when two different monomers react together and release some other small molecule as a product. We have already seen an example of this, in the formation of an amide bond:



Here, H₂O is released when the ends of the molecules react to form a polymer.

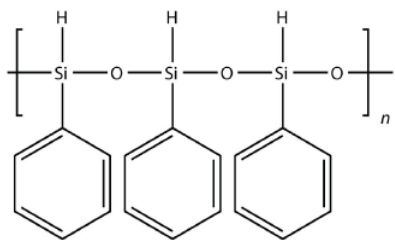
Related to condensation polymers are the *copolymers*, polymers made from more than one type of monomer. For example, ethylene and propylene can be combined into a polymer that is a mixture of the two monomers. A common form of synthetic rubber called styrene butadiene rubber (SBR) is made from two monomers: styrene and butadiene:



The physical and chemical properties of polymers vary widely, based on their monomers, structures, and additives. Among the other properties that can be modified based on these factors include: solubility in H₂O and other solvents, melting point, flammability, color, hardness, transparency, film thickness, wet-ability, surface friction, mold-ability, particle size...the list goes on.

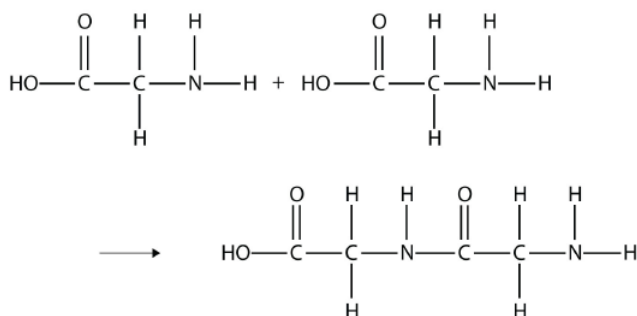
The uses of polymers are almost too numerous to consider. Anything that you might describe as "plastic" is likely a polymer. Polymers are used to make everything from toothbrushes to computer cases to automobile parts. Many epoxy-based adhesives are condensation polymers that adhere strongly to other surfaces. Polyurethane paints and coatings are polymers, as are the polyester fabrics used to make clothing. Nylon, Dacron, and Mylar are polymers (in fact, both Dacron and Mylar are forms of polyethylene terephthalate [PET]). The product known as Saran Wrap was originally constructed from Saran, a name for poly(vinylidene chloride), which was relatively impervious to oxygen and could be used as a barrier to help keep food fresh. (It has since been replaced with polyethylene, which is not as impervious to atmospheric oxygen.) Poly(vinyl chloride) is the third-most produced polymer [after poly(ethylene) and poly(propylene)] and is used to make everything from plastic tubing to automobile engine parts, water pipes to toys, flooring to waterbeds and pools.

All the polymers we have considered so far are based on a backbone of (largely) carbon. There is another class of polymers based on a backbone of Si and O atoms; these polymers are called **silicones**. The Si atoms have organic groups attached to them, so these polymers are still organic. One example of a silicone is as follows:



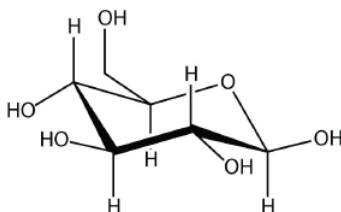
Silicones are used to make oils and lubricants; they are used as sealants for glass objects (such as aquariums) and films for waterproofing objects. Solid silicones are heat resistant and rubbery and are used to make cookware and electrical insulation.

Some very important biological materials are polymers. Of the three major food groups, polymers are represented in two: proteins and carbohydrates. Proteins are polymers of amino acids, which are monomers that have an amine functional group and a carboxylic acid functional group. These two groups react to make a condensation polymer, forming an amide bond:

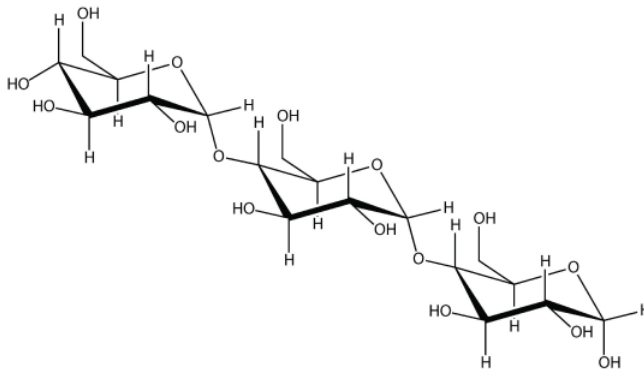


Proteins are formed when hundreds or even thousands of amino acids form amide bonds to make polymers. Proteins play a crucial role in living organisms.

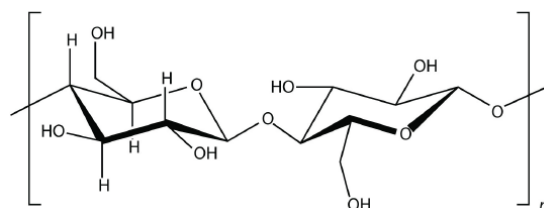
A *carbohydrate* is a compound that has the general formula $C_n(H_2O)_n$. Many carbohydrates are relatively small molecules, such as glucose:



Linking hundreds of glucose molecules together makes a relatively common material known as *starch*:



Starch is an important source of energy in the human diet. Note how individual glucose units are joined together. They can also be joined together in another way, like this:



This polymer is known as *cellulose*. Cellulose is a major component in the cell walls of plants. Curiously, despite the similarity in the building blocks, some animals (such as humans) cannot digest cellulose; those animals that can digest cellulose typically rely on symbiotic bacteria in the digestive tract for the actual digestion. Animals do not have the proper enzymes to break apart the glucose units in cellulose, so it passes through the digestive tract and is considered *dietary fiber*.

DNA

Deoxyribonucleic acid (DNA) and *ribonucleic acid (RNA)* are also polymers, composed of long, three-part chains consisting of phosphate groups, sugars with 5 C atoms (ribose or deoxyribose), and N-containing rings referred to as bases. Each combination of the three parts is called a nucleotide; DNA and RNA are essentially polymers of nucleotides that have rather complicated, but intriguing structures (Figure 17.7.2). DNA is the fundamental material in chromosomes and is directly responsible for heredity, while RNA is an essential substance in protein synthesis.

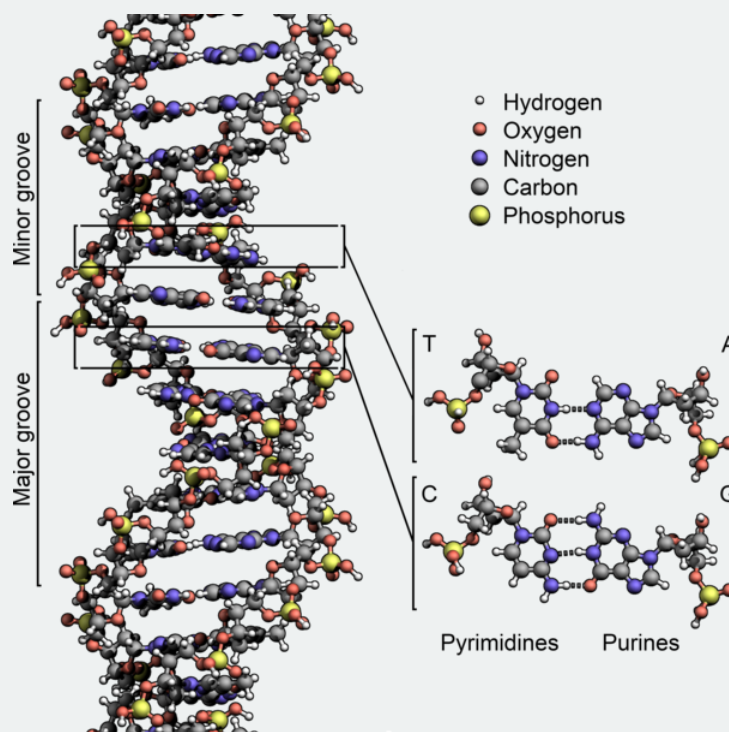


Figure 17.7.2: The DNA in our cells is a polymer of nucleotides, each of which is composed of a phosphate group, a sugar, and a nitrogen-containing base. (CC BY-SA 3.0 Unported; Zephyris via Wikipedia)

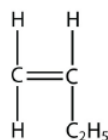
Key Takeaways

- Polymers are long molecules composed of chains of units called monomers.
- Several important biological polymers include proteins, starch, cellulose, and DNA.

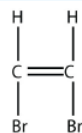
? Exercise 17.7.2

- Explain the relationship between a monomer and a polymer.
- Must a monomer have a double bond to make a polymer? Give an example to illustrate your answer.

3. Draw the polymer made from this monomer.



4. Draw the polymer made from this monomer.



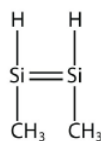
5. What is the difference between an addition polymer and a condensation polymer?

6. What is the difference between a condensation polymer and a copolymer?

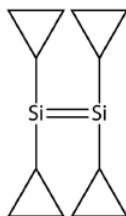
7. List three properties of polymers that vary widely with composition.

8. List three uses of polymers.

9. Draw the silicone made from this monomer.



10. Draw the silicone made from this monomer.



11. Explain how starch is a polymer.

12. What is the difference between starch and cellulose?

13. Explain how protein is a polymer.

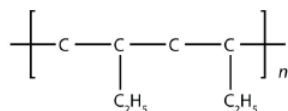
14. What are the parts that compose DNA?

Nov 27, 2021, 10:23 AM

Answers

1. A polymer is many monomers bonded together.

2.



3.

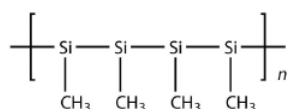
4.

5. In an addition polymer, no small molecule is given off as a product; whereas in a condensation polymer, small parts of each monomer come off as a small molecule.

6.

7. solubility in H₂O and other solvents, melting point, flammability, color, hardness, transparency, film thickness, wettability, surface friction, moldability, and particle size (answers will vary)

8.



9.

10.

11. Starch is composed of many glucose monomer units.

- 12.
13. Proteins are polymers of amino acids, which act as the monomers.

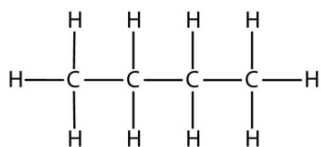
This page titled [17.7: Polymers](#) is shared under a [CC BY-NC-SA 3.0](#) license and was authored, remixed, and/or curated by [Theodore Chan](#) via [source content](#) that was edited to the style and standards of the LibreTexts platform.

- [16.7: Polymers](#) by Anonymous is licensed [CC BY-NC-SA 3.0](#). Original source: <https://2012books.lardbucket.org/books/beginning-chemistry>.

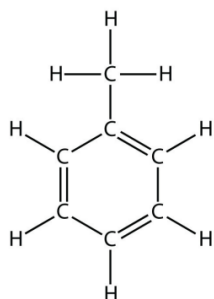
17.E: Organic Chemistry (Exercises)

Exercises (Hydrocarbons)

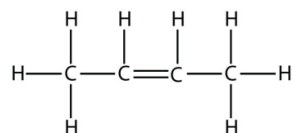
1. Define hydrocarbon. What are the two general types of hydrocarbons?
2. What are the three different types of aliphatic hydrocarbons? How are they defined?
3. Indicate whether each molecule is an aliphatic or an aromatic hydrocarbon; if aliphatic, identify the molecule as an alkane, an alkene, or an alkyne.



a.

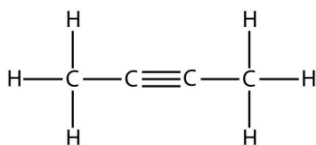


b.

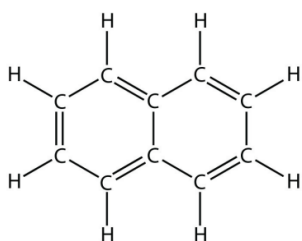


c.

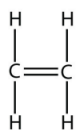
4. Indicate whether each molecule is an aliphatic or an aromatic hydrocarbon; if aliphatic, identify the molecule as an alkane, an alkene, or an alkyne.



a.



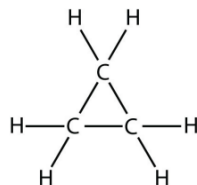
b.



c.

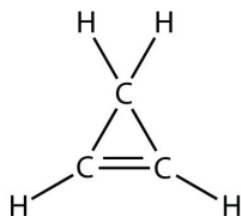
C=C

5. Indicate whether each molecule is an aliphatic or an aromatic hydrocarbon; if aliphatic, identify the molecule as an alkane, an alkene, or an alkyne.



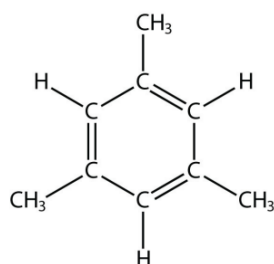
a.

C1CC1



b.

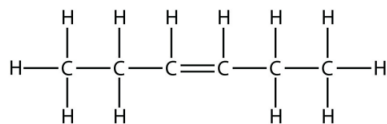
C1=CC1



c.

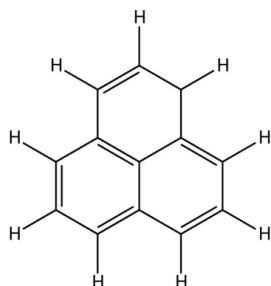
Cc1cccc(C)c1

6. Indicate whether each molecule is an aliphatic or an aromatic hydrocarbon; if aliphatic, identify the molecule as an alkane, an alkene, or an alkyne.

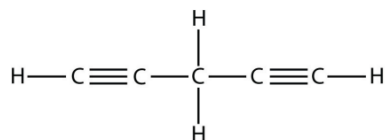


a.

C/C=C\C



b.



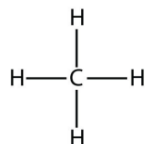
c.

C#CCC#C

7. Name and draw the structural formulas for the four smallest alkanes.
8. Name and draw the structural formulas for the four smallest alkenes.
9. What does the term aromatic imply about an organic molecule?
10. What does the term normal imply when used for alkanes?
11. Explain why the name 1-propene is incorrect. What is the proper name for this molecule?
12. Explain why the name 3-butene is incorrect. What is the proper name for this molecule?
13. Name and draw the structural formula of each isomer of pentene.
14. Name and draw the structural formula of each isomer of hexyne.
15. Write a chemical equation for the reaction between methane and bromine.
16. Write a chemical equation for the reaction between ethane and chlorine.
17. Draw the structure of the product of the reaction of bromine with propene.
18. Draw the structure of the product of the reaction of chlorine with 2-butene.
19. Draw the structure of the product of the reaction of hydrogen with 1-butene.
20. Draw the structure of the product of the reaction of hydrogen with 2-pentene.
21. Write the balanced chemical equation for the combustion of heptane.
22. Write the balanced chemical equation for the combustion of nonane.

Answers

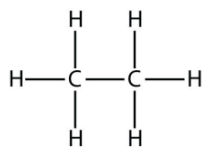
1. an organic compound composed of only carbon and hydrogen; aliphatic hydrocarbons and aromatic hydrocarbons
3.
 - a. aliphatic; alkane
 - b. aromatic
 - c. aliphatic; alkene
5.
 - a. aliphatic; alkane
 - b. aliphatic; alkene
 - c. aromatic
- 7.



a.

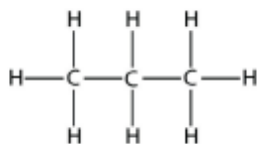
Methane

C



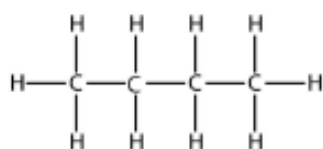
b. Ethane

<smiles>CC</smiles>



c. Propane

<smiles>CCC</smiles>



d. Butane

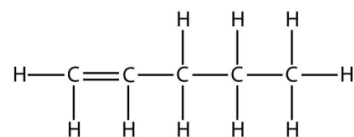
<smiles>CCCC</smiles>

9. Aromatic means that the molecule has a benzene ring.

11. The 1 is not necessary. The name of the compound is simply propene.

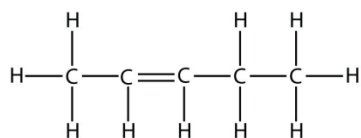
<smiles>C=CCC</smiles>

13.



a. 1-Pentene

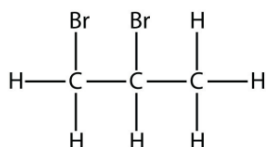
<smiles>C=CCCC</smiles>



b. 2-Pentene

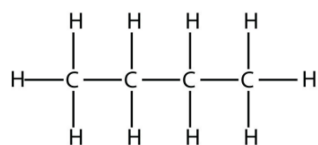
<smiles>CC=CCC</smiles>

15. $\text{CH}_4 + \text{Br}_2 \rightarrow \text{CH}_3\text{Br} + \text{HBr}$



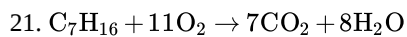
17.

<smiles>CC(Br)CBr</smiles>



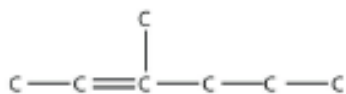
19.

<smiles>CCCC</smiles>



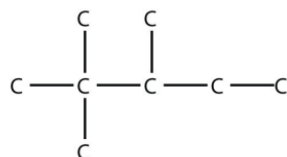
Exercises (Branched Hydrocarbons)

1. How does a branched hydrocarbon differ from a normal hydrocarbon?
2. How does a substituent get its unique name?
3. Name this molecule.



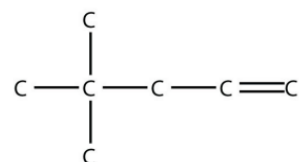
<smiles>CC=C(C)CCC</smiles>

4. Name this molecule.



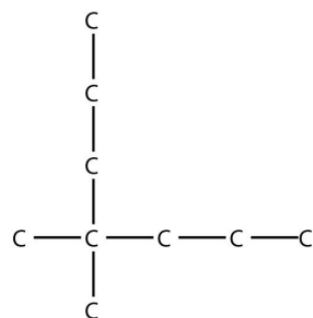
<smiles>CC(C)C(C)(C)C</smiles>

5. Name this molecule.



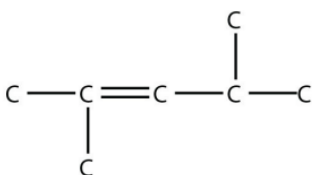
<smiles>C=CCC(C)(C)C</smiles>

6. Name this molecule.



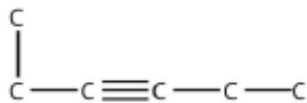
<smiles>CCCC(C)(C)CCCl</smiles>

7. Name this molecule.



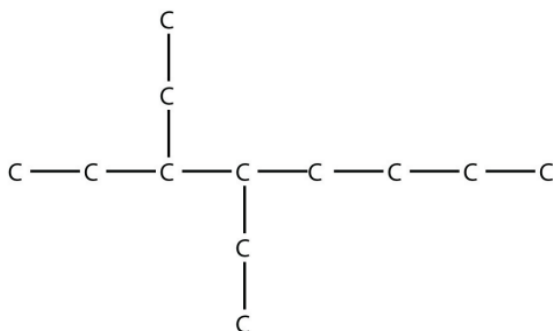
<smiles>CC(C)=CC(C)C</smiles>

8. Name this molecule.



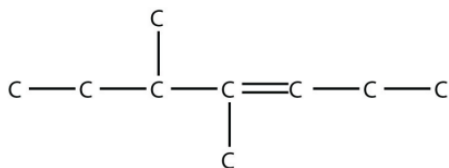
<smiles>CCC#CCC</smiles>

9. Name this molecule.



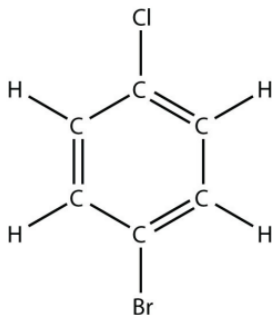
<smiles>CCCCC(CC)C(CC)CC</smiles>

10. Name this molecule.



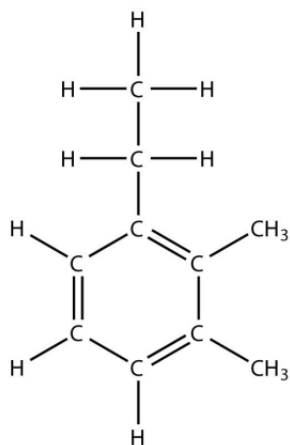
<smiles>CCC=C(C)C(C)CC</smiles>

11. Name this molecule.



<smiles>Clc1ccccc1</smiles>

12. Name this molecule.

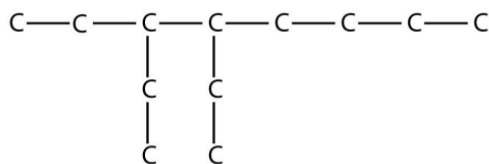


CCCC1CCCC1C

13. Draw the carbon backbone for each molecule.
 - a. 3,4-diethyloctane
 - b. 2,2-dimethyl-4-propylnonane
14. Draw the carbon backbone for each molecule.
 - a. 3-ethyl-4-methyl-3-heptene
 - b. 3,3-diethyl-1-pentyne
15. Draw the carbon backbone for each molecule.
 - a. 4-ethyl-4-propyl-2-octyne
 - b. 5-butyl-2,2-dimethyldecane
16. Draw the carbon backbone for each molecule.
 - a. 3,4-diethyl-1-hexyne
 - b. 4-propyl-3-ethyl-2-methyloctane
17. The name 2-ethylhexane is incorrect. Draw the carbon backbone and write the correct name for this molecule.
18. The name 3-butyl-7-methyloctane is incorrect. Draw the carbon backbone and write the correct name for this molecule.

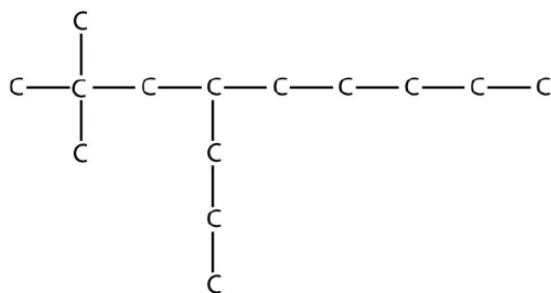
Answers

1. A branched hydrocarbon does not have all of its C atoms in a single row.
3. 3-methyl-2-hexene
5. 4,4-dimethyl-1-pentene
7. 2,4-dimethyl-2-pentene
9. 3,4-diethyloctane
11. 1-bromo-4-chlorobenzene
- 13.



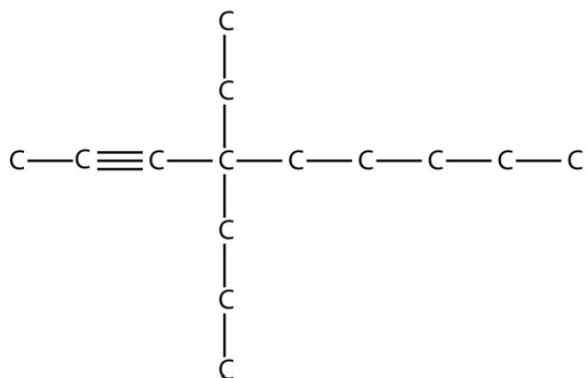
a.

CCCCC(CC)C(CC)CC



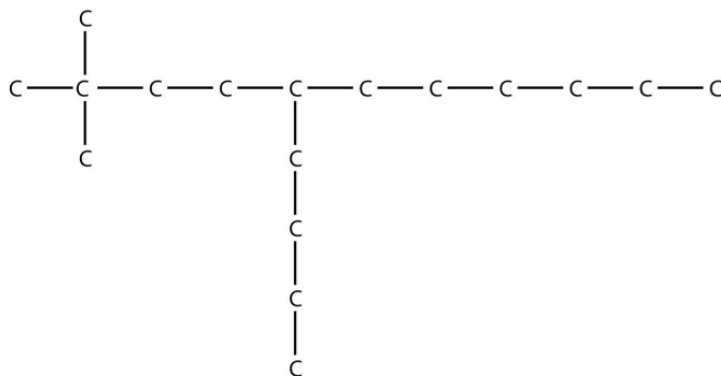
b.

CCCCC(CCC)CC(C)(C)C



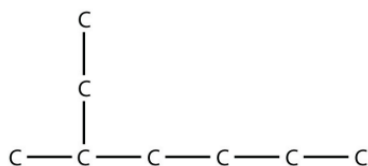
15. a.

CC#CC(CC)(CCC)CCCC



b.

CCCCCCC(CCCC)CCC(C)(C)C



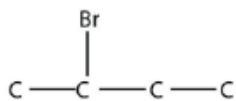
17.

2-methylheptane

CCCCC(C)CC

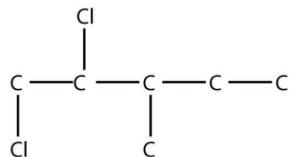
Exercises (Alkyl Halides and Alcohols)

1. Define functional group and give two examples.
2. What is elimination? How does it differ for alkyl halides and alcohols?
3. Name this molecule.



<smiles>CC(C)Br</smiles>

4. Name this molecule.



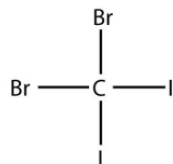
<smiles>CCC(C)C(Cl)CCl</smiles>

5. Name this molecule.



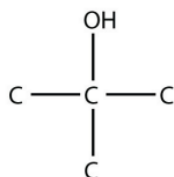
<smiles>CCCC(C)C(F)C(C)Cl</smiles>

6. Name this molecule.



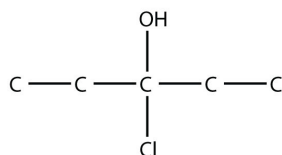
<smiles>BrC(Br)(I)I</smiles>

7. Name this molecule.



<smiles>CC(C)(C)O</smiles>

8. Name this molecule.



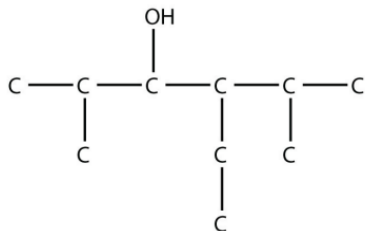
<smiles>CCC(O)(Cl)CC</smiles>

9. Name this molecule.



<smiles>CCCCC(O)CCCl</smiles>

10. Name this molecule.



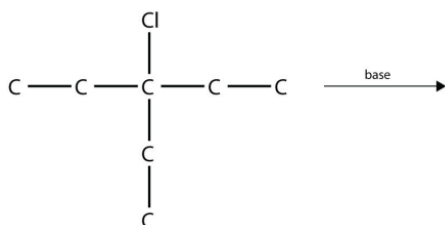
<smiles>CCC(C(C)C)C(O)C(C)C</smiles>

11. Predict the product(s) of this elimination reaction.



<smiles>CCC(O)CC</smiles>

12. Predict the product(s) of this elimination reaction.



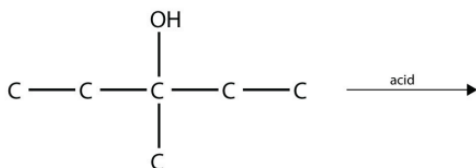
<smiles>CCC(Cl)(CC)CC</smiles>

13. Predict the product(s) of this elimination reaction.



<smiles>CCCC(Br)CC</smiles>

14. Predict the product(s) of this elimination reaction.



<smiles>CCC(C)(O)CC</smiles>

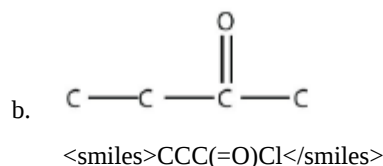
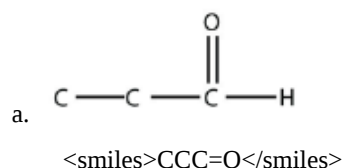
Answers

1. a group of atoms with a certain reactivity; halogen atoms and alcohol groups (answers will vary).

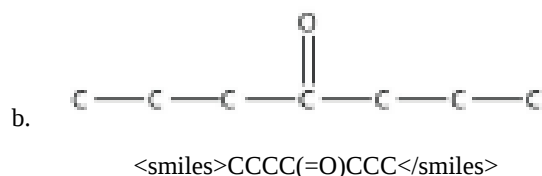
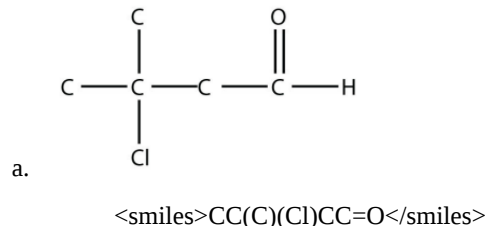
3. 2-bromobutane
5. 2-chloro-3-fluoro-4-methylheptane
7. 2-methyl-2-propanol
9. 4-octanol
11. 2-pentene
13. 2-hexene and 3-hexene

Exercises (Other Oxygen-Containing Functional Groups)

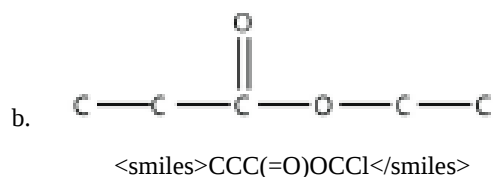
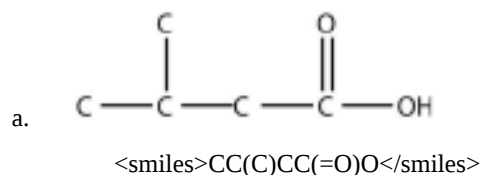
1. Name a similarity between the functional groups found in aldehydes and ketones. Can you name a difference between them?
2. Explain how a carboxylic acid is used to make an ester.
3. Name each molecule.



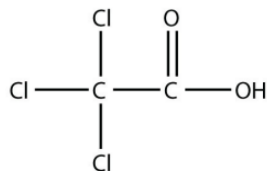
4. Name each molecule.



5. Name each molecule.



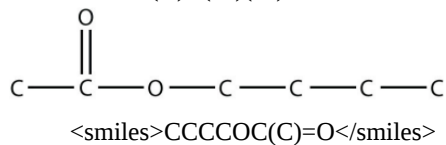
6. Name each molecule.



a.

O=C(O)C(Cl)(Cl)Cl

b.

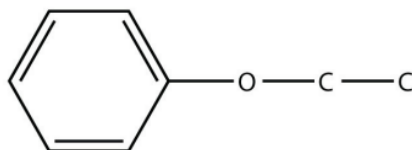


CCCCOC(C)=O

7. Name this molecule.



8. Name this molecule.



CCOC1ccccc1

9. Give an alternate but acceptable name to the molecule in Exercise 3b.

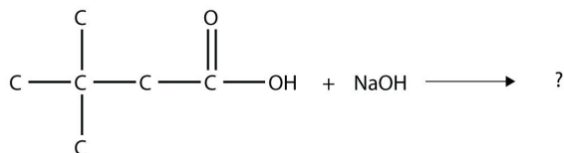
10. Give an alternate but acceptable name to the molecule in Exercise 4 b.

11. Complete this chemical reaction.



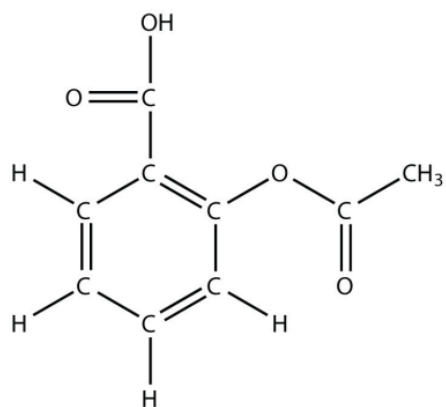
CCC(=O)[OH2+]

12. Complete this chemical reaction.



CC(C)(C)CC(=O)O

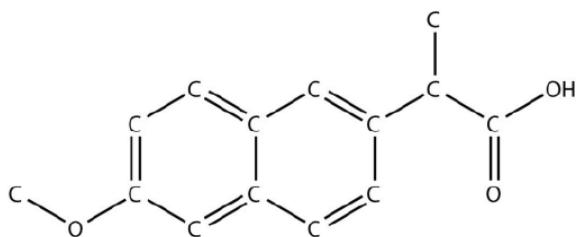
13. The drug known as aspirin has this molecular structure:



CC(=O)Oc1ccccc1

Identify the functional group(s) in this molecule.

14. The drug known as naproxen sodium is the sodium salt of this molecule:



COc1ccc2cc(C(C)C(=O)O)ccc2c1

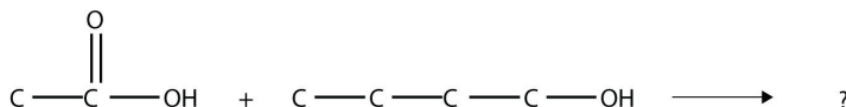
(The extra H atoms are omitted for clarity.) Identify the functional group(s) in this molecule.

15. Identify the ester made by reacting these molecules.



CCC(=O)[OH2+]

16. Identify the ester made by reacting these molecules.



Answers

1. They both have a carbonyl group, but an aldehyde has the carbonyl group at the end of a carbon chain, and a ketone has the carbonyl group in the middle.

3. a. propanal

b. 2-butanone

5. a. 3-methylbutanoic acid

b. ethyl propionate

7. ethyl propyl ether

9. ethyl methyl ketone

11. $\text{H}_2\text{O} + \text{KCH}_3\text{CH}_2\text{CO}_2$

13. acid, ester, and aromatic (benzene ring)

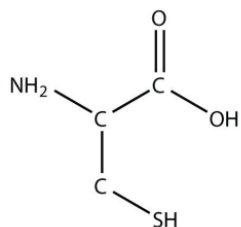
15. propyl propionate

Exercises (Other Functional Groups)

1. What are the structure and name of the smallest amine?

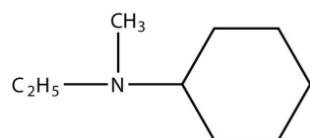
2. What are the structure and name of the smallest thiol?

3. Identify each compound as a primary, secondary, or tertiary amine.



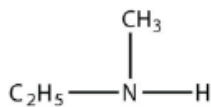
a.

NC(CS)C(=O)O



b.

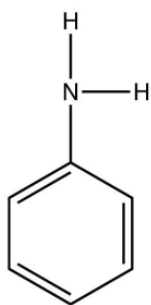
CCN(C)C1CCCCC1



c.

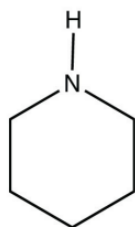
CCNC

4. Identify each compound as a primary, secondary, or tertiary amine.



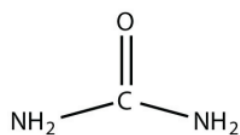
a.

Nc1ccccc1



b.

C1CCNCC1



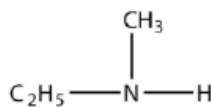
c.

<smiles>NC(N)=O</smiles>

5. Write the chemical reaction between each amine in Exercise 3 and HCl.

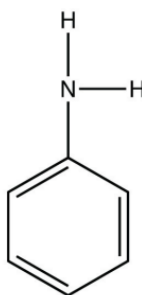
6. Write the chemical reaction between each amine in Exercise 4 and HNO₃.

7. Name each amine.



a.

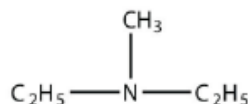
<smiles>CCNC</smiles>



b.

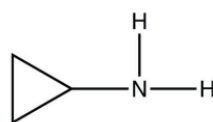
<smiles>Nc1ccccc1</smiles>

8. Name each amine.



a.

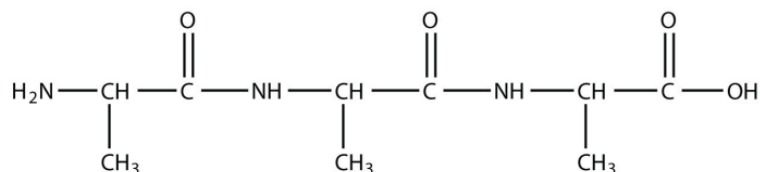
<smiles>CCN(C)CC</smiles>



b.

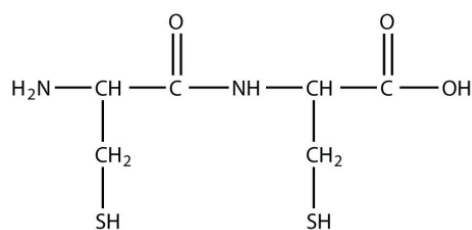
<smiles>CNC1CC1</smiles>

9. A peptide is a short chain of amino acids connected by amide bonds. How many amide bonds are present in this peptide?



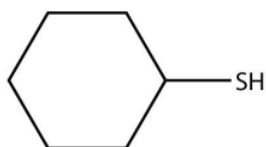
<smiles>CC(N)C(=O)NC(C)C(=O)NC(C)C(=O)O</smiles>

10. How many amide bonds are present in this peptide? (See Exercise 9 for the definition of a peptide.)



<smiles>NC(CS)C(=O)NC(CS)C(=O)O</smiles>

11. Draw the backbone structure of the amide formed by reacting propylamine with propanoic acid.
12. Draw the backbone structure of the amide formed by reacting hexylamine with ethanoic acid.
13. Name each thiol using the -thiol suffix.

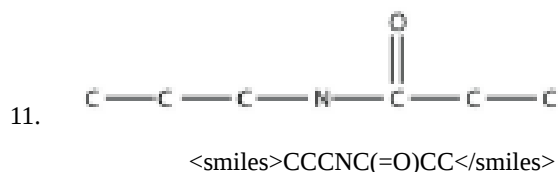


- a.
- b. $\text{C}_4\text{H}_9 - \text{SH}$
14. Name each thiol in Exercise 13 with the mercaptan label.
15. One component of skunk spray is 3-methyl-1-butanethiol. Draw its structure. (The 1 indicates the position of the S atom.)
16. An S-S bond can be fairly easily broken into proteins, yielding two lone cysteine units in a protein chain. Is this process an oxidation or a reduction? Explain your answer.

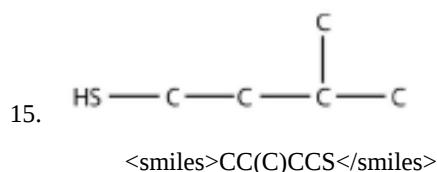
Answers

1. CH_3NH_2 ; methylamine
3.
 - a. primary
 - b. tertiary
 - c. secondary
5.
 - a. $\text{C}_3\text{H}_7\text{CO}_2\text{HSHNH}_2 + \text{HCl} \rightarrow \text{C}_3\text{H}_7\text{CO}_2\text{HSHNH}_3\text{Cl}$
 - b. $(\text{C}_6\text{H}_{11})(\text{C}_2\text{H}_5)(\text{CH}_3)\text{N} + \text{HCl} \rightarrow (\text{C}_6\text{H}_{11})(\text{C}_2\text{H}_5)(\text{CH}_3)\text{NHCl}$
 - c. $(\text{C}_2\text{H}_5)(\text{CH}_3)\text{NH} + \text{HCl} \rightarrow (\text{C}_2\text{H}_5)(\text{CH}_3)\text{NH}_2\text{Cl}$
7.
 - a. ethylmethanamine
 - b. phenylamine

9. two

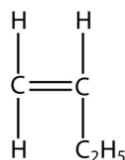


13.
 - a. cyclohexanethiol
 - b. butanethiol

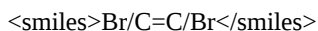
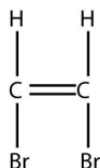


Exercises (Polymers)

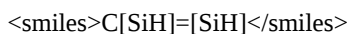
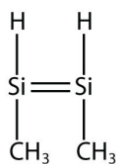
1. Explain the relationship between a monomer and a polymer.
2. Must a monomer have a double bond to make a polymer? Give an example to illustrate your answer.
3. Draw the polymer made from this monomer.



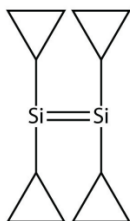
4. Draw the polymer made from this monomer.



5. What is the difference between an addition polymer and a condensation polymer?
6. What is the difference between a condensation polymer and a copolymer?
7. List three properties of polymers that vary widely with composition.
8. List three uses of polymers.
9. Draw the silicone made from this monomer.



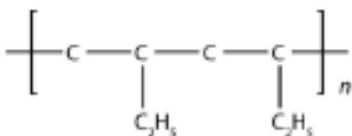
10. Draw the silicone made from this monomer.



11. Explain how starch is a polymer.
12. What is the difference between starch and cellulose?
13. Explain how protein is a polymer.
14. What are the parts that compose DNA?

Answers

1. A polymer is many monomers bonded together.

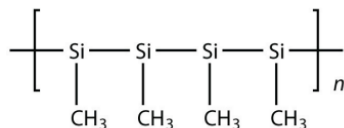


3.

CCCC(C)(C)CC(C)(C)C

5. In an addition polymer, no small molecule is given off as a product, whereas in a condensation polymer, small parts of each monomer come off as a small molecule.

7. solubility in H_2O and other solvents, melting point, flammability, color, hardness, transparency, film thickness, wettability, surface friction, moldability, and particle size (answers will vary)



9.

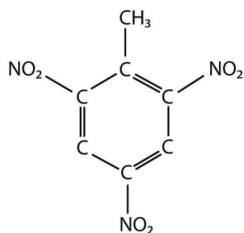
C[SiH](C)[SiH](C)[SiH](C)[SiH](C)C

11. Starch is composed of many glucose monomer units.
13. Proteins are polymers of amino acids, which act as the monomers.

Additional Exercises

1. Cycloalkanes are named based on the number of C atoms in them, just like regular alkanes, but with the prefix cyclo- on the name. What are the names of the three smallest cycloalkanes?
2. Cycloalkenes are named similarly to cycloalkanes (see Exercise 1). What are the names of the cycloalkenes with five, six, and seven C atoms?
3. Draw the carbon backbone of all noncyclic alkanes with only four C atoms.
4. Draw the carbon backbone of all noncyclic alkanes with only five C atoms.
5. Cyclic alkanes can also have substituent groups on the ring. Draw the carbon backbone of all cyclic alkanes with only four C atoms.
6. Cyclic alkanes can also have substituent groups on the ring. Draw the carbon backbone of all cyclic alkanes with only five C atoms.
7. Draw and name all possible isomers of pentene.
8. Draw and name all possible normal (that is, straight-chain) isomers of heptyne.
9. Polyunsaturated alkenes have more than one C – C double bond. Draw the carbon backbone of all possible noncyclic polyunsaturated alkenes with four C atoms and two double bonds. What are the complete molecular formulas for each possible molecule?
10. Draw the carbon backbone of all possible five-carbon cyclic alkenes with two double bonds, assuming no substituents on the ring.

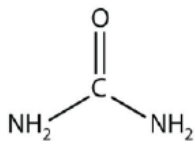
11. If a hydrocarbon is combined with enough halogen, all the H atoms will eventually be substituted with that halogen atom. Write the balanced chemical reaction between ethane and excess chlorine.
12. If a hydrocarbon is combined with enough halogen, all the H atoms will eventually be substituted with that halogen atom. Write the balanced chemical reaction between butane and excess bromine.
13. Molecules with multiple double bonds can also participate in addition reactions. Draw the structure of the product when butadiene, $\text{CH}_2 = \text{CH} - \text{CH} = \text{CH}_2$, reacts with chlorine.
14. Molecules with multiple double bonds can also participate in addition reactions. Draw the structure of the product when allene, $\text{CH}_2 = \text{C} = \text{CH}_2$, reacts with bromine.
15. What is the maximum number of methyl groups that can be on a propane backbone before the molecule cannot be named as a propane compound?
16. Explain why cycloethane cannot exist as a real molecule.
17. In the gasoline industry, what is called isooctane is actually 2,2,4-trimethylpentane. Draw the structure of isooctane.
18. Isooctane (see Exercise 17) is an isomer of what straight-chain alkane?
19. The actual name for the explosive TNT is 2,4,6-trinitrotoluene. If the structure of TNT is



<smiles>Cc1c([N+](=O)[O-])cc([N+](=O)[O-])cc1[N+](=O)[O-]</smiles>

propose the structure of the parent compound toluene.

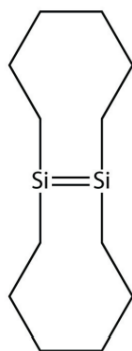
20. Phenol is hydroxybenzene, the simplest aromatic alcohol. Picric acid is an explosive derivative of phenol whose formal name is 2,4,6-trinitrophenol. With reference to Exercise 19, draw the structure of picric acid.
21. Draw the structures of all possible straight-chain isomers of bromopentane.
22. Draw the structures of all the possible isomers of butanol. Include branched isomers.
23. What is the final product of the double elimination of HCl from 1,1-dichloroethane?
24. Draw the structure of the final product of the double elimination of 1,3-dibromopropane.
25. Draw the structure and name of the alcohol whose double elimination would yield the same product as in Exercise 23. Name the molecule as a hydroxylsubstituted compound.
26. Draw the structure and name of the alcohol whose double elimination would yield the same product as in Exercise 24. Name the molecule as a hydroxylsubstituted compound.
27. Draw the smallest molecule that can have a separate aldehyde and carboxylic acid group.
28. Name the functional group(s) in urea, a molecule with the following structure:



<smiles>NC(N)=O</smiles>

29. Ethyl acetate is a common ingredient in nail-polish remover because it is a good solvent. Draw the structure of ethyl acetate.

30. A lactone is an ester that has its ester functional group in a ring. Draw the structure of the smallest possible lactone (which is called acetolactone, which might give you a hint about its structure).
31. Draw the structure of diethyl ether, once used as an anesthetic.
32. The smallest cyclic ether is called an epoxide. Draw its structure.
33. The odor of fish is caused by the release of small amine molecules, which vaporize easily and are detected by the nose. Lemon juice contains acids that react with the amines and make them not as easily vaporized, which is one reason why adding lemon juice to seafood is so popular. Write the chemical reaction of HCl with trimethylamine, an amine that is given off by seafood.
34. Putrescine and cadaverine are molecules with two amine groups on the opposite ends of a butane backbone and a pentane backbone, respectively. They are both emitted by rotting corpses. Draw their structures and determine their molecular formulas.
35. With four monomers, draw two possible structures of a copolymer composed of ethylene and propylene.
36. With four monomers, draw two possible structures of a copolymer composed of ethylene and styrene.
37. Draw the silicone that can be made from this monomer:

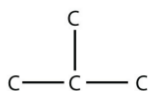
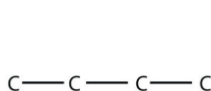


38. One of the ingredients in the original Silly Putty was a silicone polymer with two methyl groups on each Si atom. Draw this silicone.

Answers

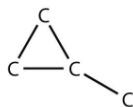
1. cyclopropane, cyclobutane, and cyclopentane

3.



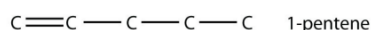
CC(C)C

5.

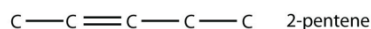


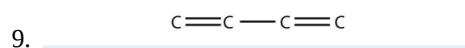
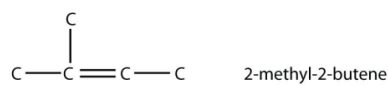
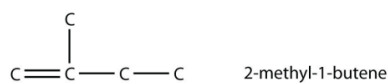
C1CCC1

CC1CCC1

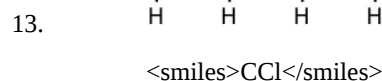
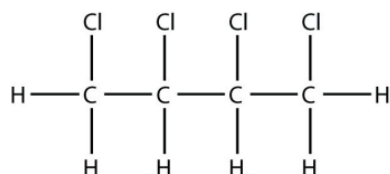
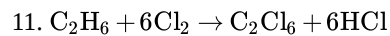


7.

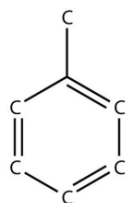
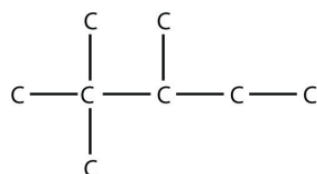




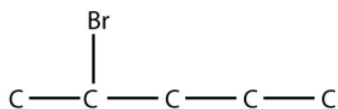
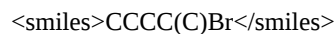
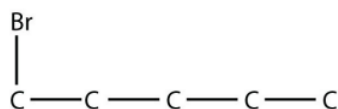
Both molecular formulas are C_4H_6 .



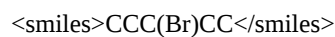
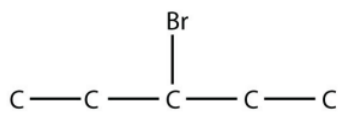
15. two



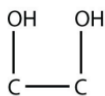
19.



21.

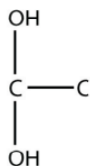


23. ethyne



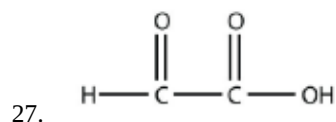
<smiles>OCCO</smiles>

or

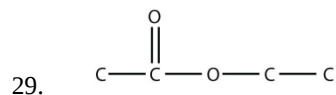


<smiles>OC(O)Cl</smiles>

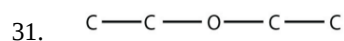
25. The names are 1,2-dihydroxyethane and 1,1-dihydroxyethane, respectively.



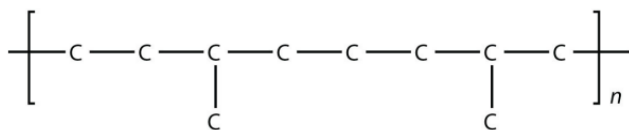
<smiles>O=CC(=O)O</smiles>



<smiles>CCOC(C)=O</smiles>

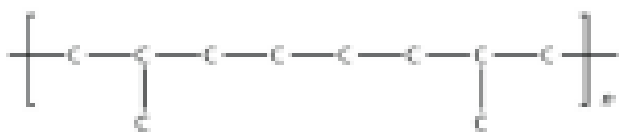


35. (answers will vary)

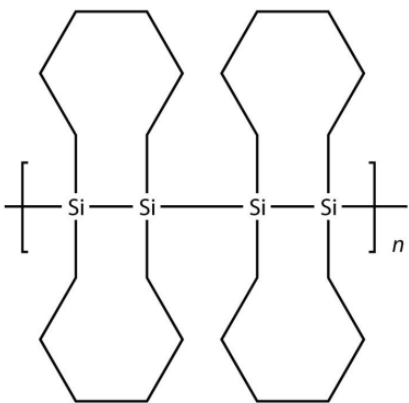


<smiles>CC(CCCCC(C)(C)C)CCC(C)(C)C</smiles>

or



<smiles>CC(CCCCC(C)CC(C)(C)C)CC(C)(C)C</smiles>



37.

This page titled [17.E: Organic Chemistry \(Exercises\)](#) is shared under a [CC BY-NC-SA 3.0](#) license and was authored, remixed, and/or curated by [Theodore Chan](#) via [source content](#) that was edited to the style and standards of the LibreTexts platform.

CHAPTER OVERVIEW

18: Biochemistry

- [18.1: Monosaccharides](#)
- [18.2: Disaccharides](#)
- [18.3: Polysaccharides](#)
- [18.4: Amino Acids](#)
- [18.5: Peptides](#)
- [18.6: Proteins](#)
- [18.7: Enzymes](#)
- [18.8: Triglycerides](#)
- [18.9: Phospholipids](#)
- [18.10: Waxes](#)
- [18.11: Nucleic Acids](#)
- [18.12: DNA and RNA](#)
- [18.13: Genetic Code](#)
- [18.14: Protein Synthesis](#)

[Template:HideTOC](#)

This page titled [18: Biochemistry](#) is shared under a [CK-12](#) license and was authored, remixed, and/or curated by [Theodore Chan](#) via [source content](#) that was edited to the style and standards of the LibreTexts platform.

18.1: Monosaccharides

The brain is a marvelous organ. And it's a hungry one, too. The major fuel for the brain is glucose—a carbohydrate. The average adult brain represents about 2% of our body's weight, but uses 25% of the glucose in the body. Moreover, specific areas of the brain use glucose at different rates. If you are concentrating hard (taking a test, for example), certain parts of the brain need a lot of extra glucose, while other parts of the brain only use their normal amount.

Monosaccharides

Some foods that are high in carbohydrates include bread, pasta, and potatoes. Because carbohydrates are easily digested, athletes often rely on carbohydrate-rich foods to enable a high level of performance.



Figure 18.1.1: Foods that serve as carbohydrate sources.

The term carbohydrate comes from the fact that the majority contain carbon, hydrogen, and oxygen in a ratio of 1:2:1, making for an empirical formula of CH_2O . This is somewhat misleading, because the molecules are not actually hydrates of carbon at all. **Carbohydrates** are monomers and polymers of aldehydes and ketones that have multiple hydroxyl groups attached.

Carbohydrates are the most abundant source of energy found in most foods. The simplest carbohydrates, also called simple sugars, are plentiful in fruits. A **monosaccharide** is a carbohydrate consisting of one sugar unit. Common examples of simple sugars or monosaccharides are glucose and fructose. Both of these monosaccharides are referred to as hexoses, since they have six carbons. Glucose is abundant in many plant sources, and makes up sweeteners such as corn sugar and grape sugar. Fructose is found in many fruits, as well as in honey. These sugars are structural isomers of one another, with the difference being that glucose contains an aldehyde functional group, whereas fructose contains a ketone functional group.

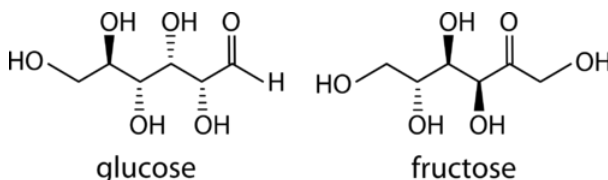


Figure 18.1.2: Glucose and fructose are monosaccharides, or simple sugars.

Glucose and fructose are both very soluble in water. In aqueous solution, the predominant forms are not the straight-chain structure shown above. Rather, they adopt a cyclic structure (see figure below). Glucose is six membered ring, while fructose is a five-membered ring. Both rings contain an oxygen atom.

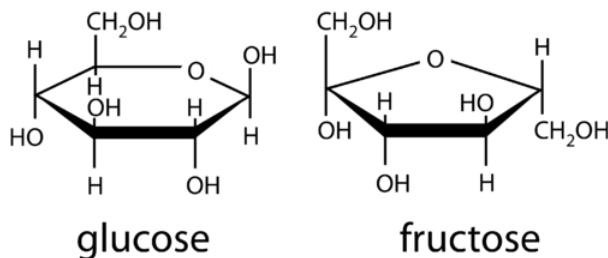


Figure 18.1.3: The cyclic form of sugars is the favored form in aqueous solution.

Another important group of monosaccharides are the pentoses, containing five carbons in the chain. Ribose and deoxyribose are two pentoses that are components of the structures of DNA and RNA.

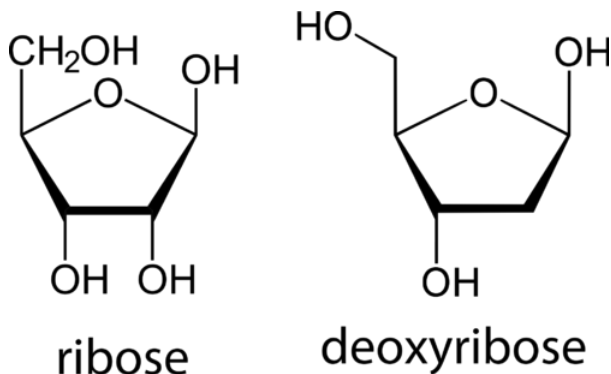


Figure 18.1.4: Ribose and deoxyribose.

Summary

- Carbohydrates are monomers and polymers of aldehydes and ketones that have multiple hydroxyl groups attached.
- A monosaccharide is a carbohydrate consisting of one sugar unit.
- Common examples of simple sugars or monosaccharides are glucose and fructose.
- Another important group of monosaccharides are the pentoses, containing five carbons in the chain; DNA and RNA are partly comprised of pentoses.

This page titled [18.1: Monosaccharides](#) is shared under a [CK-12](#) license and was authored, remixed, and/or curated by [Theodore Chan](#) via [source content](#) that was edited to the style and standards of the LibreTexts platform.

- **26.1: Monosaccharides** by [CK-12 Foundation](#) is licensed [CK-12](#). Original source: <https://flexbooks.ck12.org/cbook/ck-12-chemistry-flexbook-2.0/>.

18.2: Disaccharides

Milk is one of the basic foods needed for good nutrition, especially for growing children. It contains vitamins and minerals necessary for healthy development. Unfortunately, milk and other dairy products also contain lactose, a carbohydrate that can make some people very ill. Lactose intolerance is a condition in which the lactose in milk cannot be digested well in the small intestine. The undigested lactose then moves into the large intestine where bacteria attack it, forming large amounts of gas. Symptoms of lactose intolerance include bloating, cramps, nausea, and vomiting. Often, in the case of children, the individual will outgrow this problem. Avoidance of foods containing lactose is recommended for people who show signs of lactose intolerance. Since dairy products can provide many vital nutrients, tablets can be taken that provide the needed digestive materials in the small intestine. Lactose-free milk is also readily available.

Disaccharides

The simple sugars form the foundation of more complex carbohydrates. The cyclic forms of two sugars can be linked together by means of a condensation reaction. The figure below shows how a glucose molecule and a fructose molecule combine to form a sucrose molecule. A hydrogen atom from one molecule and a hydroxyl group from the other molecule are eliminated as water, with a resulting covalent bond linking the two sugars together at that point.

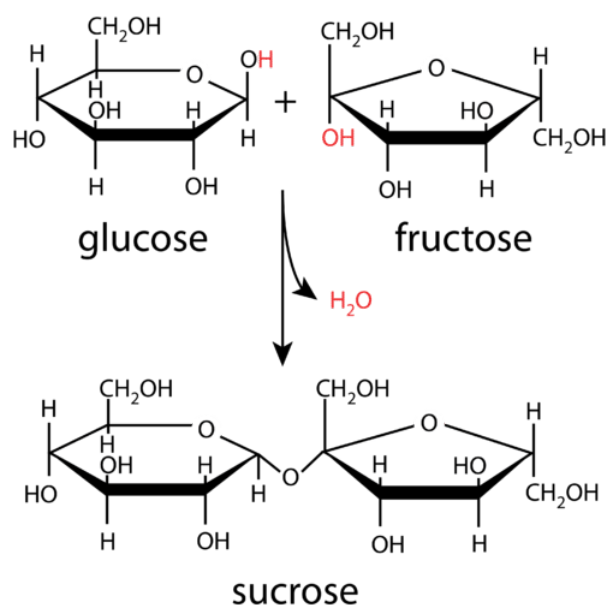


Figure 18.2.1: Glucose and fructose combine to produce the disaccharide sucrose in a condensation reaction.

Sucrose, commonly known as table sugar, is an example of a disaccharide. A **disaccharide** is a carbohydrate formed by the joining of two monosaccharides. Other common disaccharides include lactose and maltose. Lactose, a component of milk, is formed from glucose and galactose, while maltose is formed from two glucose molecules.

During digestion, these disaccharides are hydrolyzed in the small intestine to form the component monosaccharides, which are then absorbed across the intestinal wall and into the bloodstream to be transported to the cells.

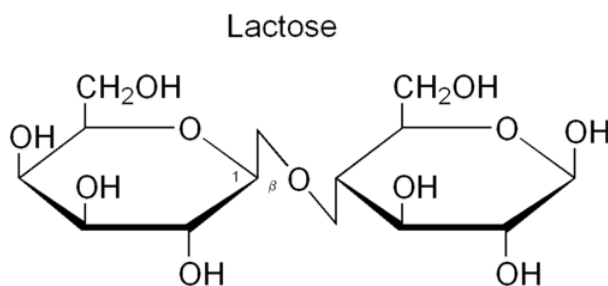


Figure 18.2.2: Lactose.

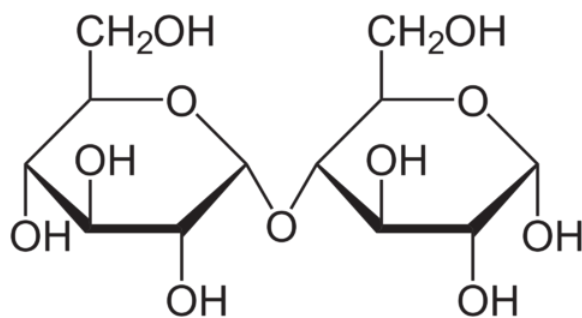


Figure 18.2.3: Maltose.

Summary

- A **disaccharide** is a carbohydrate formed by the joining of two monosaccharides.
- Common disaccharides include sucrose, lactose, and maltose.

This page titled [18.2: Disaccharides](#) is shared under a [CK-12](#) license and was authored, remixed, and/or curated by [Theodore Chan](#) via [source content](#) that was edited to the style and standards of the LibreTexts platform.

- **26.2: Disaccharides** by [CK-12 Foundation](#) is licensed [CK-12](#). Original source: <https://flexbooks.ck12.org/cbook/ck-12-chemistry-flexbook-2.0/>.

18.3: Polysaccharides

As the weather warms up, the runners come out. Not just the casual joggers, but also the really serious runners who actually enjoy running all 26.2 miles of a marathon. Prior to these races (and a lot of shorter ones), you hear a lot about carbo-loading. This practice involves eating a lot of starch in the days prior to the race. The starch is converted to glucose, which is normally used for biochemical energy. Excess glucose is stored as glycogen in liver and muscle tissue to be used when needed. If there is a lot of glycogen available, the muscles will have more biochemical energy to draw on when needed for the long run. Meanwhile, the rest of us will sit at the sidewalk restaurant, eating our spaghetti, and enjoying watching other people work hard.

Polysaccharides

Many simple sugars can combine by repeated condensation reactions until a very large molecule is formed. A **polysaccharide** is a complex carbohydrate polymer formed from the linkage of many monosaccharide monomers. One of the best known polysaccharides is starch, the main form of energy storage in plants. Starch is a staple in most human diets. Foods such as corn, potatoes, rice, and wheat have high starch contents. Starch is made of glucose monomers and occurs in both straight-chain and branched forms. Amylose is the straight-chain form, and consists of hundreds of linked glucose molecules. The branched form of starch is called amylopectin. In the small intestine, starch is hydrolyzed to form glucose. The glucose can then be converted to biochemical energy or stored for later use.

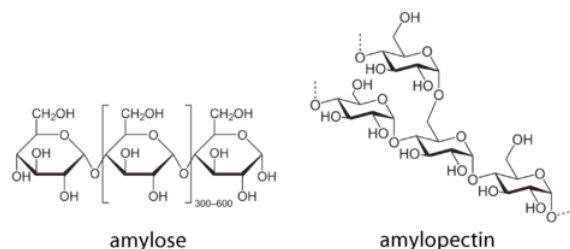


Figure 18.3.1: Amylose and amylopectin are the two most common components of naturally occurring starch. Both consist of many glucose monomers connected into a polymer. Starch serves as energy storage in plants.

Glycogen is an even more highly branched polysaccharide of glucose monomers that serves the function of energy storage in animals. Glycogen is made and stored primarily in the cells of the liver and muscles.

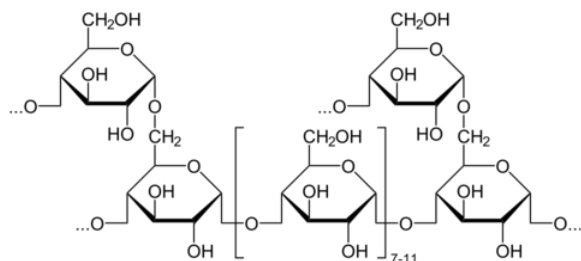


Figure 18.3.2: Glycogen is a branched polymer of glucose and serves as energy storage in animals.

Cellulose is another polymer of glucose, consisting of anywhere from hundreds to over ten thousand monomers. It is the structural component of the cell walls of green plants and is the single most common organic molecule on Earth. Roughly 33% of all plant matter is cellulose. The linkage structure in cellulose is different than that of starch, and cellulose is indigestible except by a few microorganisms that live in the digestive tracts of cattle and termites. The figure below shows a triple strand of cellulose. There is no branching and the fibers adopt a very stiff rod-like structure with numerous hydrogen bonds between the fibers adding to its strength. Cellulose is the main component of paper, cardboard, and textiles made from cotton, linen, and other plant fibers.

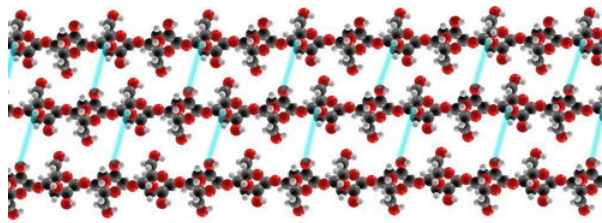


Figure 18.3.3: Cellulose is composed of very long strands of glucose monomers that are hydrogen bonded to one another. Cellulose is largely indigestible and comprises the cell walls of plants.

Summary

- A polysaccharide is a complex carbohydrate polymer formed from the linkage of many monosaccharide monomers.
- One of the best known polysaccharides is starch, the main form of energy storage in plants.
- Glycogen is an even more highly branched polysaccharide of glucose monomers that serves the function of storing energy in animals.
- Cellulose is another polymer of glucose; it is the structural component of the cell walls of green plants.

This page titled [18.3: Polysaccharides](#) is shared under a [CK-12](#) license and was authored, remixed, and/or curated by [Theodore Chan](#) via [source content](#) that was edited to the style and standards of the LibreTexts platform.

- **26.3: Polysaccharides** by [CK-12 Foundation](#) is licensed [CK-12](#). Original source: <https://flexbooks.ck12.org/cbook/ck-12-chemistry-flexbook-2.0/>.

18.4: Amino Acids

Athletics are very competitive these days at all levels, from school sports to the pros. Everybody is looking for that edge that will make them faster, stronger, and more physically fit. One approach taken by many athletes is the use of amino acid supplements. The theory is that the increase in amino acids in the diet will lead to increased protein for muscles. However, the only real benefit comes to the people who make and sell the pills. Studies have not shown any advantage obtained by the athletes themselves; they are better off just maintaining a healthy diet.

Amino Acids

An **amino acid** is a compound that contains both an amine group ($-\text{NH}_2$) and a carboxyl group ($-\text{COOH}$) in the same molecule. While any number of amino acids can be imagined, biochemists generally reserve the term for a group of 20 amino acids which are formed and used by living organisms. The figure below shows the general structure of an amino acid.

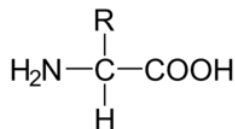


Figure 18.4.1: An amino acid is an organic molecule that contains an amine group, a carboxyl group, and a side chain (R), all bonded to a central carbon atom.

The amino acid and carboxyl group of an amino acid are both covalently bonded to a central carbon atom. That carbon atom is also bonded to a hydrogen atom and an R group. It is this R group which varies from one amino acid to another and is called the amino acid side chain.

The nature of the side chains accounts for the variability in physical and chemical properties of the different amino acids. Some side chains consist of nonpolar aliphatic or aromatic hydrocarbons. Other side chains are polar, while some are acidic or basic.

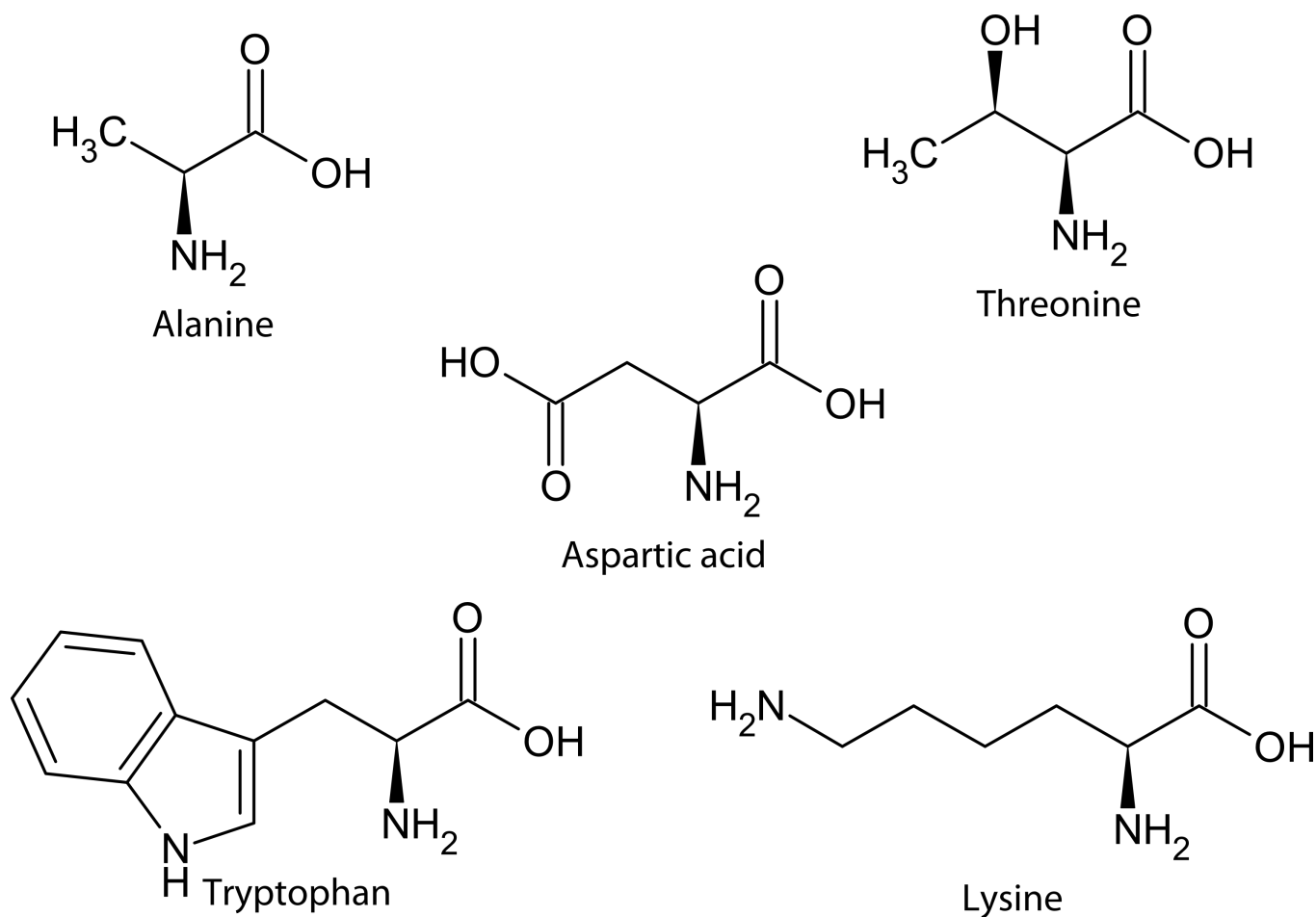


Figure 18.4.2: Five of the twenty biologically relevant amino acids, each having a distinct side chain (R). Alanine's side chain is nonpolar, while threonine's is polar. Tryptophan is one of several amino acids whose side chain is aromatic. Aspartic acid has an acidic side chain, while lysine has a basic side chain.

The table below lists the names of the 20 naturally occurring amino acids along with a three-letter abbreviation which is used to describe sequences of linked amino acids.

Table 18.4.1: Amino acids and Abbreviations

Amino acids and Abbreviations			
Amino Acid	Abbreviation	Amino Acid	Abbreviation
Alanine	Ala	Leucine	Leu
Arginine	Arg	Lysine	Lys
Asparagine	Asp	Methionine	Met
Aspartic acid	Asp	Phenylalanine	Phe
Cysteine	Cys	Proline	Pro
Glutamine	Gln	Serine	Ser
Glutamic acid	Glu	Threonine	Thr
Glycine	Gly	Tryptophan	Trp
Histidine	His	Tyrosine	Tyr
Isoleucine	Ile	Valine	Val

Another more recent set of abbreviations employs only one letter. Leucine would be designated by L, serine by S, tyrosine by Y. The advantage of this system comes when listing the amino acid sequence of a protein that may contain over 100 amino acids in its chain.

Summary

- An amino acid is a compound that contains both an amine group ($-\text{NH}_2$) and a carboxyl group ($-\text{COOH}$) in the same molecule.
- The nature of an amino acid's side chain accounts for the variability in chemical and physical properties of amino acids.
- There are 20 amino acids formed and used by living organisms.

This page titled [18.4: Amino Acids](#) is shared under a [CK-12](#) license and was authored, remixed, and/or curated by [Theodore Chan](#) via [source content](#) that was edited to the style and standards of the LibreTexts platform.

- **26.4: Amino Acids** by [CK-12 Foundation](#) is licensed [CK-12](#). Original source: <https://flexbooks.ck12.org/cbook/ck-12-chemistry-flexbook-2.0/>.

18.5: Peptides

Cells in our bodies have an intricate mechanism for the manufacture of proteins. Humans have to use other techniques in order to synthesize the same proteins in a lab. The chemistry of peptide synthesis is complicated. Both active groups on an amino acid can react, and the amino acid sequence must be a specific one in order for the protein to function. Robert Merrifield developed the first synthetic approach for making proteins in the lab, a manual approach which was lengthy and tedious. Merrifield won the Nobel Prize in Chemistry in 1984 for his work. Today, however, automated systems can crank out a peptide in a very short period of time.

Peptides

A **peptide** is a combination of amino acids in which the amine group of one amino acid has undergone a reaction with the carboxyl group of another amino acid. The reaction is a condensation reaction, forming an amide group (CO-N), shown below.

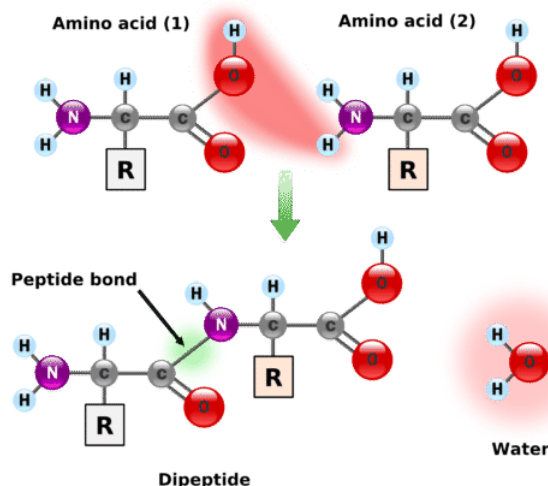


Figure 18.5.1: Amino acids join together to form a molecule called a dipeptide. The C-N bond is called a peptide bond. The order of amino acids is, by convention, shown with the free amine group on the left and the free carboxyl group on the right.

A **peptide bond** is the amide bond that occurs between the amine nitrogen of one amino acid and the carboxyl carbon of another amino acid. The resulting molecule is called a dipeptide. Notice that the particular side chains of each amino acid are irrelevant since the R groups are not involved in the peptide bond.

The dipeptide has a free amine group on one end of the molecule and a free carboxyl group on the other end. Each is capable of extending the chain through the formation of another peptide bond. The particular sequence of amino acids in a longer chain is called an amino acid sequence. By convention, the amino acid sequence is listed in the order such that the free amine group is on the left end of the molecule, and the free carboxyl group is on the right end of the molecule. For example, suppose that a sequence of the amino acids glycine, tryptophan, and alanine is formed with the free amine group as part of the glycine and the free carboxyl group as part of the alanine. The amino acid sequence can be easily written using the abbreviations as Gyl-Trp-Ala. This is a different sequence from Ala-Trp-Gly, because the free amine and carboxyl groups would be on different amino acids in that case.

Summary

- A peptide is a combination of amino acids in which the amine group of one amino acid has undergone a reaction with the carboxyl group of another amino acid.
- A peptide bond is the amide bond that occurs between the amine nitrogen of one amino acid and the carboxyl carbon of another amino acid.

This page titled [18.5: Peptides](#) is shared under a [CK-12 license](#) and was authored, remixed, and/or curated by [Theodore Chan](#) via [source content](#) that was edited to the style and standards of the LibreTexts platform.

- [26.5: Peptides](#) by [CK-12 Foundation](#) is licensed [CK-12](#). Original source: <https://flexbooks.ck12.org/cbook/ck-12-chemistry-flexbook-2.0/>.

18.6: Proteins

Hemoglobin is a complex protein which has a quaternary structure and contains iron. There are four subunits in the hemoglobin molecule: two alpha subunits and two beta subunits. Each subunit contains one iron ion, whose oxidation state changes from +2 to +3 and back again, depending upon the environment around the iron. When oxygen binds to the iron, the three-dimensional shape of the molecule changes. Upon release of the oxygen to the cells, the shape changes again.

With hemoglobin of normal structure, this shift in conformation does not present any problems. However, individuals with hemoglobin S do experience serious complications. This hemoglobin has one amino acid in the two beta chains that is different from the amino acid at that point in the primary structure of normal hemoglobin. The result of this one structural change is aggregation of the individual protein molecules when oxygen is released. Adjacent hemoglobin molecules come in contact with one another and clump up, causing the red cells to deform and break.

This abnormality, known as sickle cell, is genetic in nature. A person may inherit the gene from one parent and have sickle cell trait (only some of the hemoglobin is hemoglobin S), which is usually not life-threatening. Inheriting the gene from both parents, however, will result in sickle cell disease—a very serious condition.

Proteins

A **polypeptide** is a sequence of amino acids between ten and one hundred in length. A **protein** is a peptide that is greater than one hundred amino acids in length. Proteins are very prevalent in living organisms. Hair, skin, nails, muscles, and the hemoglobin in red blood cells are some important parts of the human body that are made of different proteins. The wide array of chemical and physiological properties of proteins is a function of their amino acid sequences. Since proteins generally consist of one hundred or more amino acids, the number of amino acid sequences that are possible is virtually limitless.

The three-dimensional structure of a protein is very critical to its function. This structure can be broken down into four levels. The **primary structure** is the amino acid sequence of the protein. The amino acid sequence of a given protein is unique and defines the function of the protein. The **secondary structure** is a highly regular sub-structure of the protein. The two most common types of protein secondary structure are the alpha helix and the beta sheet. An alpha helix consists of amino acids that adopt a spiral shape. A beta sheet is alternating rows of amino acids that line up in a side-by-side fashion. In both cases, the secondary structures are stabilized by extensive hydrogen bonding between the side chains. The interaction of the various side chains in the amino acid, specifically the hydrogen bonding, leads to the adoption of a particular secondary structure.

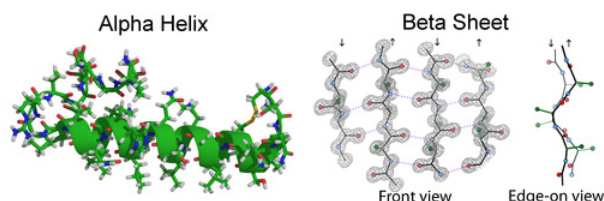


Figure 18.6.1: Secondary structure: alpha helix and beta sheet.

The **tertiary structure** is the overall three-dimensional structure of the protein. A typical protein consists of several sections of a specific secondary structure (alpha helix or beta sheet), along with other areas in which a more random structure occurs. These areas combine to produce the tertiary structure.

Some protein molecules consist of multiple protein subunits. The **quaternary structure** of a protein refers to the specific interaction and orientation of the subunits of that protein. Hemoglobin is a very large protein found in red blood cells, whose function is to bind and carry oxygen throughout the bloodstream. As pictured below, hemoglobin consists of four subunits—two α subunits (yellow) and two β subunits (gray)—which then come together in a specific and defined way through interactions of the side chains. Hemoglobin also contains four iron atoms, located in the middle of each of the four subunits. The iron atoms are part of a structure called a porphyrin, shown in red in the figure.

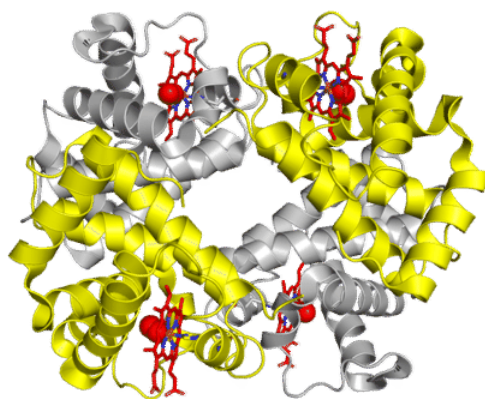


Figure 18.6.2: Hemoglobin.

Some proteins consist of only one subunit and thus do not have a quaternary structure. The figure below diagrams the interaction of the four levels of protein structure.

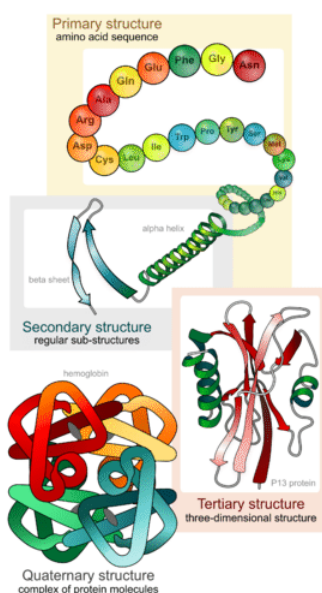


Figure 18.6.3: The four levels of protein structure.

Summary

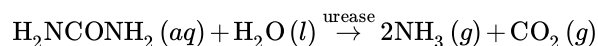
- A polypeptide is a sequence of amino acids between ten and one hundred in length.
- A protein is a peptide that is greater than one hundred amino acids in length.
- The primary structure is the amino acid sequence of the protein (unique to each protein).
- The secondary structure is a highly regular sub-structure of the protein; the two most common types being the alpha helix and the beta sheet.
- The tertiary structure is the overall three-dimensional structure of the protein.
- The quaternary structure of a protein refers to the specific interaction and orientation of the subunits of that protein.

This page titled [18.6: Proteins](#) is shared under a [CK-12](#) license and was authored, remixed, and/or curated by [Theodore Chan](#) via [source content](#) that was edited to the style and standards of the LibreTexts platform.

- **26.6: Proteins** by [CK-12 Foundation](#) is licensed [CK-12](#). Original source: <https://flexbooks.ck12.org/cbook/ck-12-chemistry-flexbook-2.0/>.

18.7: Enzymes

The first enzyme to be isolated was discovered in 1926 by American chemist James Sumner, who crystallized the protein. The enzyme was urease, which catalyzes the hydrolytic decomposition of urea, a component of urine, into ammonia and carbon dioxide.



His discovery was ridiculed at first, because nobody believed that enzymes would behave the same way that other chemicals did. Sumner was eventually proven right and won the Nobel Prize in Chemistry in 1946.

Enzymes

An **enzyme** is a protein that acts as a biological catalyst. Recall that a catalyst is a substance that increases the rate of a chemical reaction without itself being consumed in the reaction. Cellular processes consist of many chemical reactions that must occur quickly in order for the cell to function properly. Enzymes catalyze most of the chemical reactions that occur in a cell. A **substrate** is the molecule or molecules on which the enzyme acts. In the urease catalyzed reaction above, urea is the substrate. The figure below diagrams a typical enzymatic reaction.

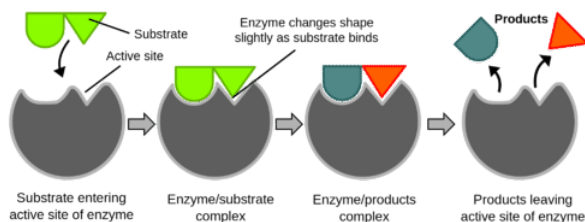


Figure 18.7.1: The sequence of steps for a substrate binding to an enzyme in its active site, reacting, then being released as products.

The first step in the reaction is that the substrate binds to a specific part of the enzyme molecule. The binding of the substrate is dictated by the shape of each molecule. Side chains on the enzyme interact with the substrate in a specific way, resulting in the making and breaking of bonds. The **active site** is the place on an enzyme where the substrate binds. An enzyme binds in such a way that it typically has one active site, usually a pocket or crevice formed by the folding pattern of the protein. Because the active site of an enzyme has such a unique shape, only one particular substrate is capable of binding to that enzyme. In other words, each enzyme catalyzes only one chemical reaction with only one substrate. Once the enzyme/substrate complex is formed, the reaction occurs, and the substrate is transformed into products. Finally, the product molecule or molecules are released from the active site. Note that the enzyme is left unaffected by the reaction and is now capable of catalyzing the reaction of another substrate molecule.

Inhibitors

An **inhibitor** is a molecule which interferes with the function of an enzyme, either by slowing or stopping the chemical reaction. Inhibitors can work in a variety of ways, but one of the most common is illustrated in the figure below.

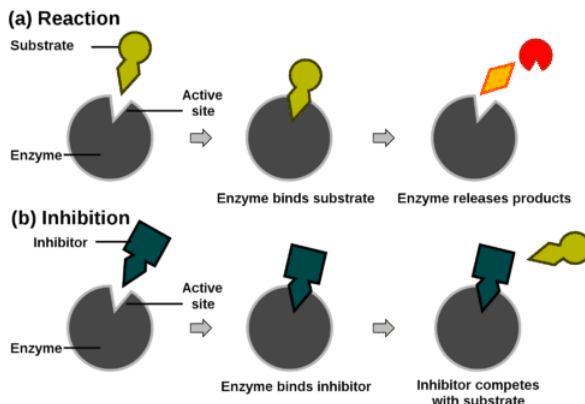


Figure 18.7.2: A competitive inhibitor is a molecule that binds to the active site of an enzyme without reacting, thus preventing the substrate from binding.

The competitive inhibitor binds competitively at the active site and blocks the substrate from binding. Since no reaction occurs with the inhibitor, the enzyme is prevented from catalyzing the reaction. Cyanide is a potent poison which acts as a competitive inhibitor. It binds to the active site of the enzyme *cytochrome c oxidase* and interrupts cellular respiration. The binding of the cyanide to the enzyme is irreversible and the affected organism dies quickly.

Non-competitive Inhibition

A non-competitive inhibitor does not bind at the active site. It attaches at some other site on the enzyme, and changes the shape of the protein. This shift in three-dimensional structure alters the shape of the active site so that the substrate will no longer fit in the site properly (see figure below).

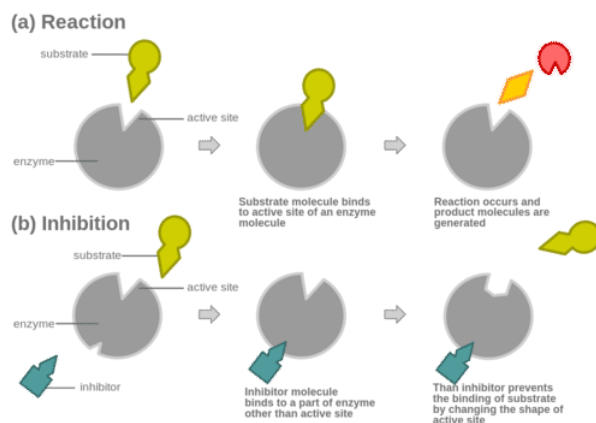


Figure 18.7.3: Non-competitive inhibitors.

Cofactors

Some enzymes require the presence of a non-protein molecule called a cofactor on order to function properly. Cofactors can be inorganic metal ions or small organic molecules. Many vitamins, such as B vitamins, act as cofactors. Some metal ions which function as cofactors for various enzymes include zinc, magnesium, potassium, and iron.

Summary

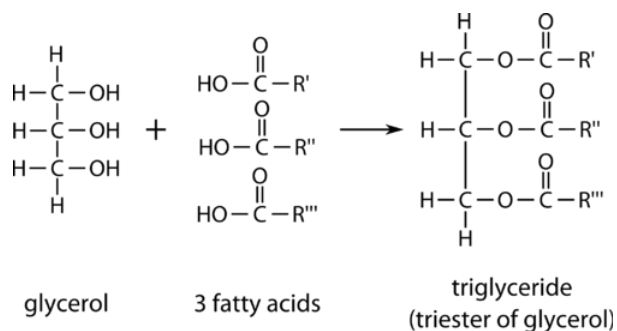
- An enzyme is a protein that acts as a biological catalyst.
- A substrate is the molecule or molecules on which the enzyme acts.
- The active site is the place on an enzyme where the substrate binds.
- Each enzyme catalyzes only one chemical reaction with only one substrate.
- An inhibitor is a molecule which interferes with the function of an enzyme, either by slowing or stopping the chemical reaction.
- A competitive inhibitor is a molecule that binds to the active site of an enzyme without reacting, thus preventing the substrate from binding.
- A non-competitive inhibitor does not bind at the active site; it attaches at some other site on the enzyme.
- Some enzymes require the presence of a non-protein molecule called a cofactor on order to function properly.

This page titled 18.7: Enzymes is shared under a CK-12 license and was authored, remixed, and/or curated by Theodore Chan via source content that was edited to the style and standards of the LibreTexts platform.

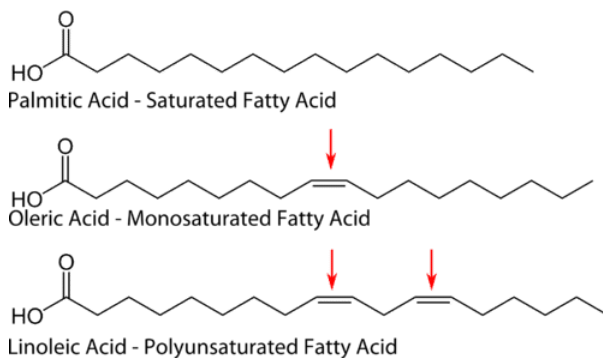
- 26.7: Enzymes by CK-12 Foundation is licensed CK-12. Original source: <https://flexbooks.ck12.org/cbook/ck-12-chemistry-flexbook-2.0/>.

Triglycerides

One type of lipid is called a **triglyceride**, an ester derived from glycerol combined with three fatty acid molecules.



Fats may be either saturated or unsaturated. A **saturated fat** is a fat that consists of triglycerides whose carbon chains consist entirely of carbon-carbon single bonds. Therefore, the carbon chains are saturated with the maximum number of hydrogen atoms possible. An **unsaturated fat** is a fat that consists of triglycerides whose carbon chains contain one or more carbon-carbon double bonds. A fat with one double bond is called monounsaturated, while a fat with multiple double bonds is called polyunsaturated (see figure below).



High consumption of saturated fats is linked to an increased risk of cardiovascular disease. Some examples of foods with high concentrations of saturated fats include butter, cheese, lard, and some fatty meats. Foods with higher concentrations of unsaturated

fats include nuts, avocado, and vegetable oils such as canola oil and olive oil. The figure below shows the percentages of fat types in some common foods.

Composition of Fat Acids in Some Common Foods and Oils

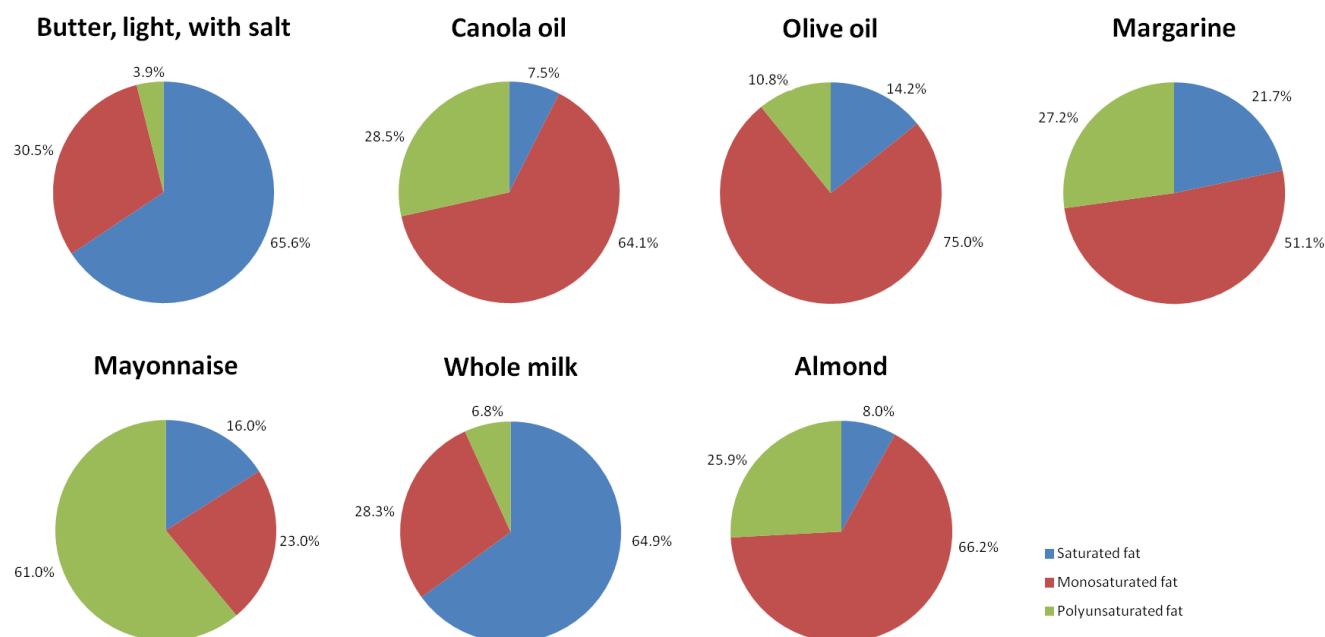


Figure 18.8.3: Some common foods and oils along with their percentages of saturated, monounsaturated, and polyunsaturated fats.

Summary

- A lipid is a member of a class of water-insoluble compounds that includes oils, fats, and waxes.
- One type of lipid is called a triglyceride, an ester derived from glycerol combined with three fatty acid molecules.
- A saturated fat is a fat that consists of triglycerides whose carbon chains consist entirely of carbon-carbon single bonds.
- An unsaturated fat is a fat that consists of triglycerides whose carbon chains contain one or more carbon-carbon double bonds.

This page titled [18.8: Triglycerides](#) is shared under a [CK-12](#) license and was authored, remixed, and/or curated by [Theodore Chan](#) via [source content](#) that was edited to the style and standards of the LibreTexts platform.

- **26.8: Triglycerides** by [CK-12 Foundation](#) is licensed [CK-12](#). Original source: <https://flexbooks.ck12.org/cbook/ck-12-chemistry-flexbook-2.0/>.

18.9: Phospholipids

If you were to go to the dentist to get a tooth pulled, you would not want to feel any pain. The dentist would inject an anesthetic into your gum to numb it. One theory as to why anesthetics work deals with the movement of ions across the cell membrane. The anesthetic gets into the membrane structure and causes shifts in how ions move across the membrane. If ion movement is disrupted, nerve impulses will not be transmitted and you will not sense pain—at least, not until the anesthetic wears off.

Phospholipids

A **phospholipid** is a lipid that contains a phosphate group and is a major component of cell membranes. A phospholipid consists of a hydrophilic (water-loving) head and hydrophobic (water-fearing) tail (see figure below). The phospholipid is essentially a triglyceride in which a fatty acid has been replaced by a phosphate group of some sort.

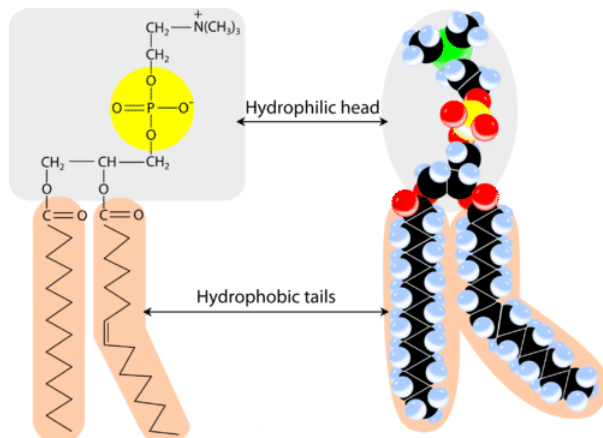


Figure 18.9.1: A phospholipid consists of a head and a tail. The "head" of the molecule contains the phosphate group and is hydrophilic, meaning that it will dissolve in water. The "tail" of the molecule is made up of two fatty acids, which are hydrophobic and do not dissolve in water.

Following the rule of "like dissolves like", the hydrophilic head of the phospholipid molecule dissolves readily in water. The long fatty acid chains of a phospholipid are nonpolar, and thus avoid water because of their insolubility. In water, phospholipids spontaneously form a double layer called a lipid bilayer, in which the hydrophobic tails of phospholipid molecules are sandwiched between two layers of hydrophilic heads (see figure below). In this way, only the heads of the molecules are exposed to the water, while the hydrophobic tails interact only with each other.

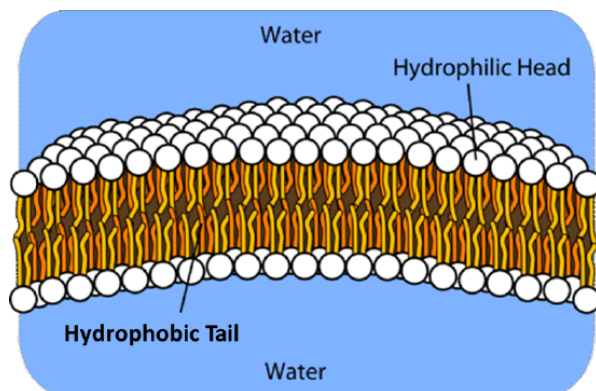


Figure 18.9.2: In a water solution, phospholipids form a bilayer where the hydrophobic tails point towards each other on the interior and only the hydrophilic heads are exposed to the water.

Phospholipid bilayers are critical components of cell membranes. The lipid bilayer acts as a barrier to the passage of molecules and ions into and out of the cell. However, an important function of the cell membrane is to allow selective passage of certain substances into and out of cells. This is accomplished by the embedding of various protein molecules in and through the lipid bilayer (see figure below). These proteins form channels through which certain specific ions and molecules are able to move. Many membrane proteins also contain attached carbohydrates on the outside of the lipid bilayer, allowing it to form hydrogen bonds with water.

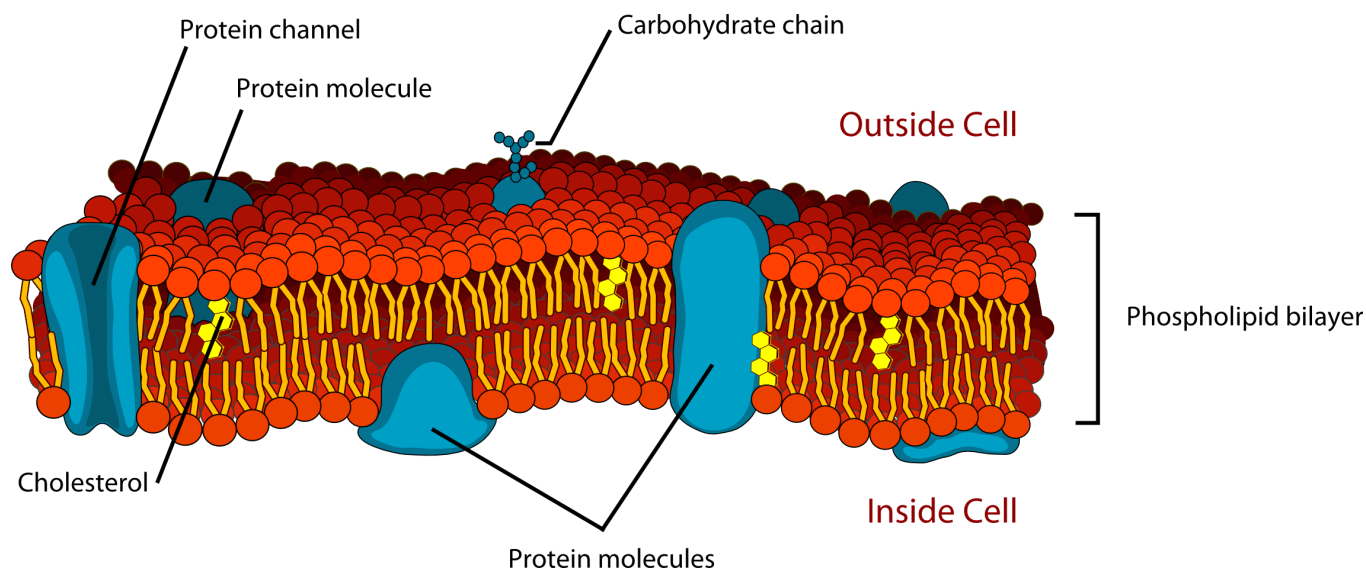


Figure 18.9.3: The phospholipid bilayer of a cell membrane contains embedded protein molecules, which allow for selective passage of ions and molecules through the membrane.

Summary

- A phospholipid is a lipid that contains a phosphate group.
- A phospholipid consists of a hydrophilic (water-loving) head and hydrophobic (water-fearing) tail.
- In water, phospholipids spontaneously form a double layer called a lipid bilayer, in which the hydrophobic tails of phospholipid molecules are sandwiched between two layers of hydrophilic heads.
- Phospholipid bilayers are critical components of cell membranes.

This page titled [18.9: Phospholipids](#) is shared under a [CK-12](#) license and was authored, remixed, and/or curated by [Theodore Chan](#) via [source content](#) that was edited to the style and standards of the LibreTexts platform.

- **26.9: Phospholipids** by [CK-12 Foundation](#) is licensed [CK-12](#). Original source: <https://flexbooks.ck12.org/cbook/ck-12-chemistry-flexbook-2.0/>.

18.10: Waxes

From the 1700s up to the late 1900s, whalers searched the ocean for the sperm whale. Whaling was a dangerous occupation—the prey averaged about fifty feet in length. But when successful, the search was worth it. One large whale could produce up to 500 gallons of oil, valuable for making candles, ointments, cosmetic creams, and industrial lubricants. In 1988, sperm whales (and other whale species) were placed under international protection because their numbers were diminishing rapidly. Today, various vegetable oils are used in place of whale oils.

Waxes

Another category of lipid molecule is waxes. **Waxes** are esters of long-chain fatty acids and long-chain alcohols. Waxes are soft solids with generally low melting points and are insoluble in water. The figure below shows the structure of cetyl palmitate, a natural wax present in sperm whales.

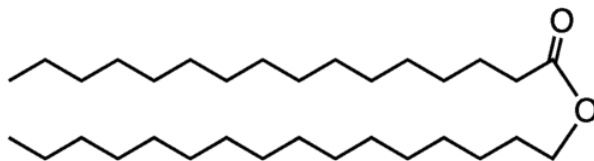


Figure 18.10.1: Cetyl palmitate belongs to the category of compounds called waxes. It is derived from a fatty acid that is 15 carbons in length and an alcohol that contains 16 carbon atoms.

One of the best known natural waxes is beeswax, though many other animals and plants synthesize waxes naturally. Waxes can be found on leaves of plants and on the skin, hair, or feathers of animals, where they function to keep these structures pliable and waterproof. Humans take advantage of the protective properties of natural and synthetic waxes in such applications as floor polish and car wax. Other common waxes include jojoba, carnauba, and wool wax, which is also known as lanolin.

Summary

- Waxes are esters of long-chain fatty acids and long-chain alcohols.
- Humans take advantage of the protective properties of natural and synthetic waxes in such applications as floor polish and car wax.

This page titled [18.10: Waxes](#) is shared under a [CK-12](#) license and was authored, remixed, and/or curated by [Theodore Chan](#) via [source content](#) that was edited to the style and standards of the LibreTexts platform.

- **26.10: Waxes** by [CK-12 Foundation](#) is licensed [CK-12](#). Original source: <https://flexbooks.ck12.org/cbook/ck-12-chemistry-flexbook-2.0/>.

18.11: Nucleic Acids

Cancer treatment is a complex and challenging effort. Cancer cells grow without the usual controls that act on normal cells. One approach to treating cancer is to alter the structure of the DNA in order to slow down or stop the growth of the abnormal cells. Compounds that structurally resemble the normal building blocks of DNA have been shown to be very effective in stopping some forms of cancer from spreading throughout the body.

Nucleic Acids

The Swiss biochemist Friedrich Miescher first discovered nitrogen-containing compounds in the nuclei of cells in 1869. The term nucleic acid was used to describe these molecules because of their discovery within the cell nucleus, and because of the presence of phosphate groups and their relationship to phosphoric acid. A **nucleic acid** is a large biopolymer consisting of many nucleotides. The two primary nucleic acids which are found in cells are deoxyribonucleic acid (DNA) and ribonucleic acid (RNA). DNA is the carrier of genetic information and is ultimately responsible for how cells produce proteins in order to carry out all the functions necessary for life. RNA is a related molecule that is involved in the mechanism by which the information stored in DNA is eventually converted into protein molecules.

The basic components of nucleic acids are nucleotides. A **nucleotide** is a molecule that contains a five-carbon sugar, a phosphate group, and a nitrogen-containing base. The five-carbon sugar is either ribose, in the case of RNA, or deoxyribose, in the case of DNA. The only difference between the two molecule is the presence of a hydroxyl group attached to one member of the carbon ring in RNA. In DNA, that same carbon atom is attached only to a hydrogen atom (see figure below). Note that in drawing the structure of organic molecules, the single hydrogen atoms are not shown in the structure, but are understood to be attached at each carbon point unless another molecule is shown.

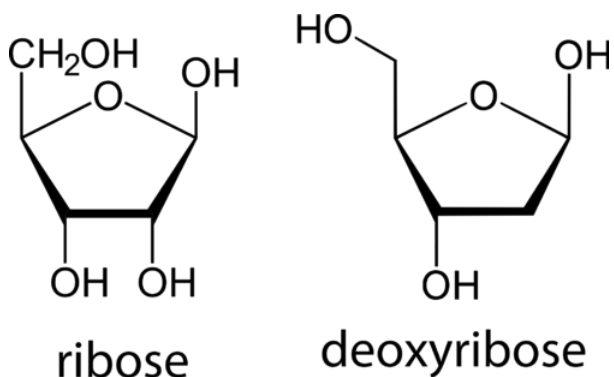


Figure 18.11.1: The sugars ribose and deoxyribose are components of RNA and DNA respectively.

The nucleotides form the backbone of RNA and DNA. Each nucleotide consists of a base, a pentose (either ribose or deoxyribose) and phosphate groups (see figure below). Three of the bases in RNA and DNA are identical (adenine, cytosine, and guanine). Thymine is found in DNA, while uracil is found in RNA.

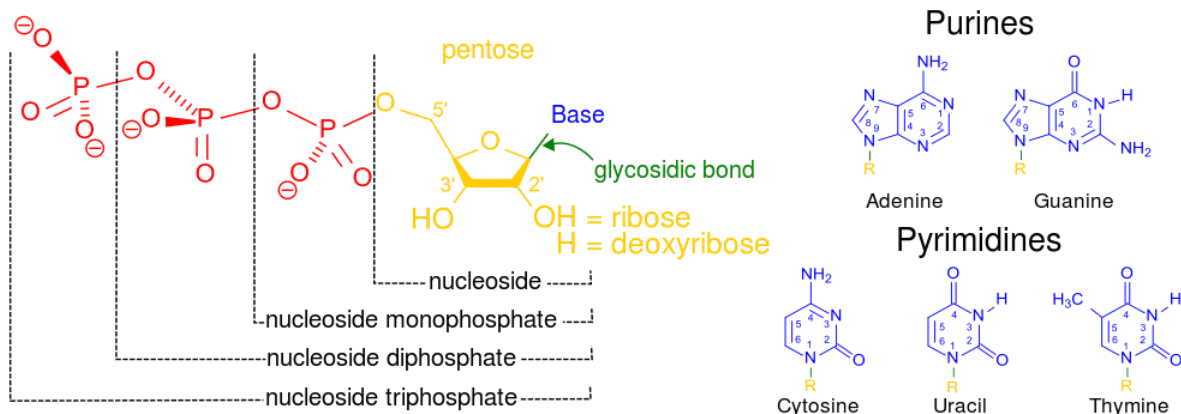


Figure 18.11.2: Nucleotides.

Summary

- A nucleic acid is a large biopolymer consisting of many nucleotides.
- The two primary nucleic acids which are found in cells are deoxyribonucleic acid (DNA) and ribonucleic acid (RNA).
- A nucleotide is a molecule that contains a five-carbon sugar, a phosphate group, and a nitrogenous base.

This page titled [18.11: Nucleic Acids](#) is shared under a [CK-12](#) license and was authored, remixed, and/or curated by [Theodore Chan](#) via [source content](#) that was edited to the style and standards of the LibreTexts platform.

- **26.11: Nucleic Acids** by [CK-12 Foundation](#) is licensed [CK-12](#). Original source: <https://flexbooks.ck12.org/cbook/ck-12-chemistry-flexbook-2.0/>.

18.12: DNA and RNA

Linus Pauling was one of the greatest scientists of the twentieth century. Pauling was a two-time Nobel Prize winner (in chemistry in 1954, and the peace prize in 1962). However, he didn't always come in first. In the 1950s, there was a great deal of interest in the structure of DNA. Pauling spent some time on this puzzle, although he was primarily interested in proteins. He proposed a DNA structure where the bases were on the outside and the phosphate groups were on the inside. This idea turned out to be incorrect, but it certainly did not take away from his outstanding scientific reputation.

DNA and RNA

The three parts of a DNA nucleotide are assembled as shown in the figure below.

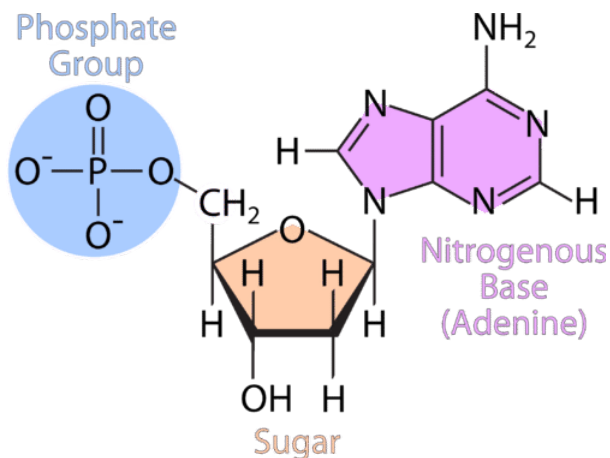


Figure 18.12.1: Nucleotides are composed of a phosphate group, a sugar, and one of five different nitrogenous bases.

Every DNA and RNA polymer consists of multiple nucleotides strung together into extremely long chains. The only variation in each nucleotide is the identity of the nitrogenous base. The figure above shows one example of a nitrogenous base, called adenine. There are only five different nitrogenous bases found in all nucleic acids. The four bases of DNA are adenine, thymine, cytosine, and guanine, abbreviated A, T, C, and G respectively. In RNA, the base thymine is not found and is instead replaced by a different base called uracil, abbreviated U. The other three bases are present in both DNA and RNA.

The specific structure of DNA proved elusive to scientists for many years. In 1953, James Watson and Francis Crick proposed that the structure of DNA consists of two side-by-side polynucleotide chains wrapped into the shape of a **double helix**. One aspect of this structure is that each nitrogenous base on one of the DNA strands must be paired up with another base on the opposite strand. The figure below illustrates the base pairing. Each adenine base is always paired with a thymine, while each cytosine is paired with a guanine. The bases fit together perfectly from one strand to the other and are also held together by hydrogen bonds. The A-T pairing contains two hydrogen bonds, while the C-G pairing contains three hydrogen bonds. The ends of each strand are labeled either with 3' or 5', based on a numbering of the deoxyribose sugar ring.

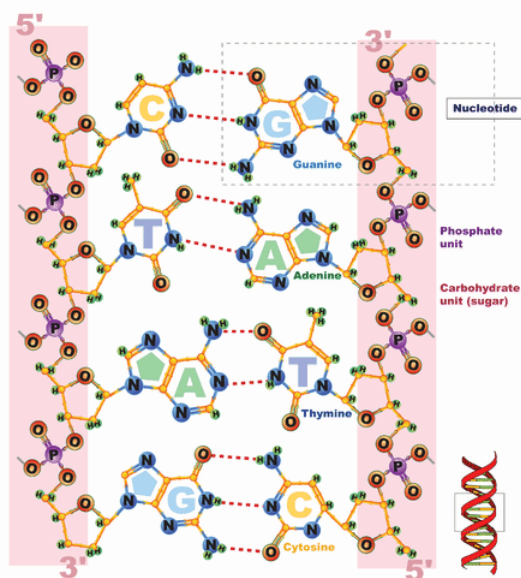


Figure 18.12.2: Base pairing in DNA.

The double helical structure of DNA is shown in the figure below.

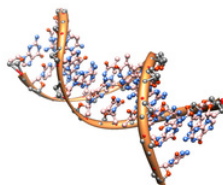


Figure 18.12.3: The DNA double helix.

Summary

- Every DNA and RNA polymer consists of multiple nucleotides strung together into extremely long chains.
- The only variation in each nucleotide is the identity of the nitrogenous base.
- The four bases of DNA are adenine, thymine, cytosine, and guanine, abbreviated A, T, C, and G respectively. In RNA, the base thymine is not found and is instead replaced by a different base called uracil, abbreviated U; the other three bases are present in both DNA and RNA.
- James Watson and Francis Crick proposed that the structure of DNA consists of two side-by-side polynucleotide chains wrapped into the shape of a double helix.

This page titled [18.12: DNA and RNA](#) is shared under a [CK-12](#) license and was authored, remixed, and/or curated by [Theodore Chan](#) via [source content](#) that was edited to the style and standards of the LibreTexts platform.

- [26.12: DNA and RNA](#) by [CK-12 Foundation](#) is licensed [CK-12](#). Original source: <https://flexbooks.ck12.org/cbook/ck-12-chemistry-flexbook-2.0/>.

18.13: Genetic Code

The Human Genome Project started in 1990 with the lofty goal of sequencing the complete set of human DNA. This project was completed in April 2003, ahead of schedule and under the budget set for it (a rare occurrence for a government project). With this knowledge, we can now identify genetic disorders quickly and personalize treatment for many diseases. However, much work still remains to fully understand the connections between specific DNA sequences and specific diseases.

The Genetic Code

Each particular organism contains many protein molecules that are specific to that organism. The particular base sequence of DNA is responsible for the production of all of the different proteins that are present in each and every living thing that has ever inhabited the Earth. How does that work? Cells use the unique sequence of DNA bases to decide which proteins to synthesize. A **gene** is a segment of DNA that carries a code for making a specific polypeptide chain. The cell essentially decodes the DNA in order to make whatever peptides and proteins are needed by that organism.

The **genetic code** works as a series of three-letter codes. Each sequence of three letters, called a triplet, corresponds to one of the twenty common amino acids. The triplets are read by the cell, one after the other, in the process of protein synthesis. The table below shows all of the possible triplets and the amino acids that result from each three-letter code.

Table 18.13.1: DNA Triplet Codes for Amino Acids

DNA Triplet Codes for Amino Acids							
AAA	Lys	GAA	Glu	TAA	Stop	CAA	Gln
AAG	Lys	GAG	Glu	TAG	Stop	CAG	Gln
AAT	Asn	GAT	Asp	TAT	Tyr	CAT	His
AAC	Asn	GAC	Asp	TAC	Tyr	CAC	His
AGA	Arg	GGA	Gly	TGA	Stop	CGA	Arg
AGG	Arg	GGG	Gly	TGG	Trp	CGG	Arg
AGT	Ser	GGT	Gly	TGT	Cys	CGT	Arg
AGC	Ser	GGC	Gly	TGC	Cys	CGC	Arg
ATA	Ile	GTA	Val	TTA	Leu	CTA	Leu
ATG	Met	GTG	Val	TTG	Leu	CTG	Leu
ATT	Ile	GTT	Val	TTT	Phe	CTT	Leu
ATC	Ile	GTC	Val	TTC	Phe	CTC	Leu
ACA	Thr	GCA	Ala	TCA	Ser	CCA	Pro
ACG	Thr	GCG	Ala	TCG	Ser	CCG	Pro
ACT	Thr	GCT	Ala	TCT	Ser	CCT	Pro
ACC	Thr	GCC	Ala	TCC	Ser	CCC	Pro

The DNA code word GCA corresponds to the amino acid arginine, while the DNA code word TCG corresponds to the amino acid serine. Most amino acids are represented by more than one possible triplet code, but each triplet code yields only one particular amino acid. Three of the DNA code words (TAA, TAG, and TGA) are stop or termination code words. The translation of a DNA base sequence begins with a start code word and runs until a stop code word is reached.

Even with only four different bases, the number of possible nucleotide sequences in a DNA chain is virtually limitless. The particular DNA sequence of an organism constitutes the genetic blueprint for that organism. This genetic blueprint is found in the nucleus of each cell of the organism, and is passed on from parents to offspring. The incredible diversity of life on Earth stems from the differences in the genetic code of every living thing.

Summary

- The particular base sequence of DNA is responsible for the production of all of the different proteins that are present in each and every living thing that has ever inhabited the Earth.
- A gene is a segment of DNA that carries a code for making a specific polypeptide chain.
- The genetic code works as a series of three-letter codes.

This page titled [18.13: Genetic Code](#) is shared under a [CK-12](#) license and was authored, remixed, and/or curated by [Theodore Chan](#) via [source content](#) that was edited to the style and standards of the LibreTexts platform.

- **26.13: Genetic Code** by [CK-12 Foundation](#) is licensed [CK-12](#). Original source: <https://flexbooks.ck12.org/cbook/ck-12-chemistry-flexbook-2.0/>.

18.14: Protein Synthesis

The assembly line is an American invention that was developed around 1901 to mass-produce cars. Prior to that time, teams of workers would build a car together. With the advent of the assembly line, cars could be produced much more quickly, and at lower cost. The assembly line idea quickly spread to other products. Being able to line up parts in order, and have a smooth process for putting those parts together, means that an item can be produced quickly and reproducibly, coming out the same way every time.

Protein Synthesis

The process of protein synthesis is summarized in the diagram below. DNA produces an RNA template, which then directs the amino acids to be introduced into the growing protein chain in the proper sequence. A specific transfer-RNA (tRNA) attaches to each specific amino acid and brings the amino acid to the RNA for incorporation.

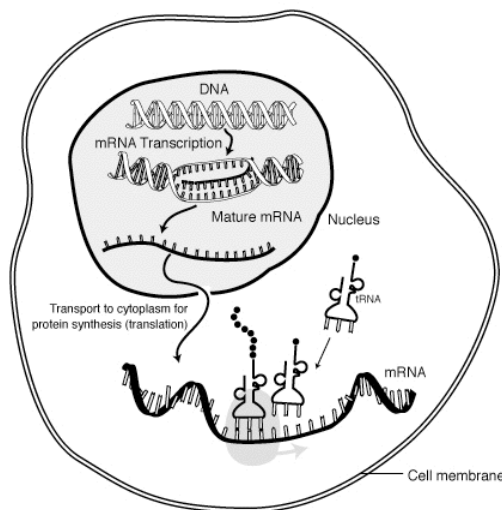


Figure 18.14.1: Overview of protein synthesis.

The first step in the process is **transcription**—the unfolding of DNA and the production of a messenger-RNA (mRNA) strand. This step takes place in the nucleus of the cell.

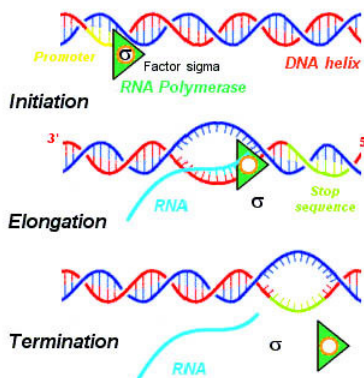


Figure 18.14.2: Formation of RNA from DNA.

The DNA uncoils and provides the pattern for the formation of a single strand of mRNA. After production of the RNA, the DNA refolds into the original double helix. The mRNA is exported to the cytoplasm (outside the nucleus) for further processing.

Amino acids will link with specific tRNA molecules for proper placement in the protein chain. The tRNA is a small coiled molecule that accepts an amino acid on one end and matches up to a specific three-base portion of the mRNA on the other end. The tRNA interacts with the mRNA so as to put the amino acid in the proper sequence for the developing protein. After adding the amino acid to the sequence, the tRNA is then cleaved from the amino acid and recycled for further use in the process.

The process of amino acid assembly takes place in the ribosome. This structure consists of two subunits containing ribosomal RNA that enclose the mRNA, and catalyze the formation of the amide linkages in the growing protein in a process known as **translation**. When protein synthesis is complete, the two subunits dissociate and release the completed protein chain.

The process of protein synthesis is fairly fast. Amino acids are added to the growing peptide chain at a rate of about 3-5 amino acids per second. A small protein (100-200 amino acids) can be produced in a minute or less.

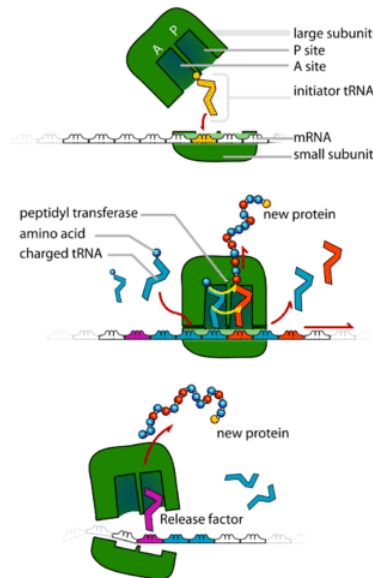


Figure 18.14.3: Role of ribosome in protein synthesis.

Summary

- The first step of protein synthesis is transcription—the unfolding of DNA and the production of a messenger-RNA (mRNA) strand.
- In the second step of protein synthesis—translation—tRNA and mRNA interact to code amino acids into growing polypeptide chains.

This page titled [18.14: Protein Synthesis](#) is shared under a [CK-12](#) license and was authored, remixed, and/or curated by [Theodore Chan](#) via [source content](#) that was edited to the style and standards of the LibreTexts platform.

- **26.14: Protein Synthesis** by [CK-12 Foundation](#) is licensed [CK-12](#). Original source: <https://flexbooks.ck12.org/cbook/ck-12-chemistry-flexbook-2.0/>.

Index

A

acid

- 5.11: Acids
- 14.4: Neutralization Reactions
- 14.6: Strong and Weak Acids and Bases and their Salts
- 14.8: The pH Scale
- 17.5: Other Oxygen-Containing Functional Groups

acid dissociation constant

- 13.6: Some Special Types of Equilibria

acid salt

- 14.6: Strong and Weak Acids and Bases and their Salts

acids

- 5.11: Acids

activity series

- 6.3: Types of Chemical Reactions - Single and Double Replacement Reactions

Actual Yields

- 7.6: Yields

addition polymers

- 17.7: Polymers

addition reaction

- 17.2: Hydrocarbons

adhesion

- 10.4: Properties of Liquids

alcohol

- 17.4: Alkyl Halides and Alcohols

alcohol functional group

- 17.4: Alkyl Halides and Alcohols

aldehyde

- 17.5: Other Oxygen-Containing Functional Groups

Aliphatic hydrocarbons

- 17.2: Hydrocarbons

alkaline battery

- 15.4: Applications of Redox Reactions - Voltaic Cells

alkanes

- 17.2: Hydrocarbons

alkenes

- 17.2: Hydrocarbons

alkyl halides

- 17.4: Alkyl Halides and Alcohols

alkynes

- 17.2: Hydrocarbons

alpha particle

- 16.2: Radioactivity

amide

- 17.6: Other Functional Groups

amine

- 17.6: Other Functional Groups

amorphous solid

- 10.5: Solids

amphiprotic

- 14.3: Brønsted-Lowry Acids and Bases

analyte

- 14.5: Acid-Base Titrations

anions

- 5.2: Lewis Electron Dot Diagrams
- 5.3: Ions and Ionic Compounds
- 5.4: Electron Transfer - Ionic Bonds

aromatic

- 17.2: Hydrocarbons

aromatic hydrocarbons

- 17.2: Hydrocarbons

Arrhenius acid

- 14.2: Arrhenius Acids and Bases

Arrhenius base

- 14.2: Arrhenius Acids and Bases

Arrhenius definition

- 14.4: Neutralization Reactions

atmosphere

- 8.3: Pressure

atomic bomb

- 16.6: Nuclear Energy

atomic mass

- 3.3: Masses of Atoms and Molecules

atomic mass unit

- 3.3: Masses of Atoms and Molecules
- 7.3: The Mole

atomic mass units

- 7.3: The Mole

atomic theory

- 3.2: Atomic Theory

atoms

- 3.2: Atomic Theory

aufbau principle

- 4.9: Aufbau Principle

autoionization

- 14.7: Autoionization of Water

autoionization constant of water

- 14.7: Autoionization of Water

autoionization of water

- 13.6: Some Special Types of Equilibria
- 14.7: Autoionization of Water

Avogadro's law

- 8.5: Other Gas Laws

avogadros number

- 7.3: The Mole

B

balanced

- 6.2: The Chemical Equation

balanced chemical equation

- 7.5: Mole-Mass and Mass-Mass Calculations

base

- 14.4: Neutralization Reactions
- 14.6: Strong and Weak Acids and Bases and their Salts
- 14.8: The pH Scale

Batteries

- 15.4: Applications of Redox Reactions - Voltaic Cells

becquerel (unit)

- 16.4: Units of Radioactivity

beta particle

- 16.2: Radioactivity

Boiling

- 10.3: Phase Transitions - Melting, Boiling, and Subliming

boiling point

- 10.3: Phase Transitions - Melting, Boiling, and Subliming

boiling point elevation

- 11.7: Colligative Properties of Solutions

boiling point elevation constant

- 11.7: Colligative Properties of Solutions

boiling point elevation constant

- 11.7: Colligative Properties of Solutions

Bond

- 5.8: Other Aspects of Covalent Bonds

bond energy

- 5.8: Other Aspects of Covalent Bonds

bonding electron pair

- 5.6: Covalent Bonds

Boyle's law

- 8.4: Gas Laws

branched hydrocarbon

- 17.3: Branched Hydrocarbons

buffer

- 14.9: Buffers

buffer capacity

- 14.9: Buffers

C

calorimeter

- 9.4: Enthalpy and Chemical Reactions

calorimetry

- 9.4: Enthalpy and Chemical Reactions

capacity

- 14.9: Buffers

capillary action

- 10.4: Properties of Liquids

capillary rise

- 10.4: Properties of Liquids

carbonyl

- 17.5: Other Oxygen-Containing Functional Groups

carbonyl group

- 17.5: Other Oxygen-Containing Functional Groups

carboxylate anion

- 17.5: Other Oxygen-Containing Functional Groups

carboxylic acids

- 17.5: Other Oxygen-Containing Functional Groups

catalyst

- 13.4: Shifting Equilibria - Le Chatelier's Principle

cathode

- 15.4: Applications of Redox Reactions - Voltaic Cells

cations

- 5.2: Lewis Electron Dot Diagrams
- 5.3: Ions and Ionic Compounds

central atom

- 5.6: Covalent Bonds

chain reaction

- 16.6: Nuclear Energy

Charles's law

- 8.4: Gas Laws

chemical change

- 1.2: Basic Definitions

chemical equation

- 6.2: The Chemical Equation
- 7.4: The Mole in Chemical Reactions
- 7.5: Mole-Mass and Mass-Mass Calculations

chemical equations

- 9.6: Hess's Law

chemical equilibria

- 13.6: Some Special Types of Equilibria

chemical equilibrium

- 13.2: Chemical Equilibrium

chemical properties

- 1.2: Basic Definitions

chemical reaction

- 13.3: The Equilibrium Constant
- 14.2: Arrhenius Acids and Bases

chemical reactions

- [7.4: The Mole in Chemical Reactions](#)
- [9.4: Enthalpy and Chemical Reactions](#)
- [11.3: Ionic Equations - A Closer Look](#)

coefficient

- [6.2: The Chemical Equation](#)

cohesion

- [10.4: Properties of Liquids](#)

colligative

- [11.7: Colligative Properties of Solutions](#)

colligative properties

- [11.7: Colligative Properties of Solutions](#)
- [11.8: Colligative Properties of Ionic Solutes](#)

combined gas law

- [8.5: Other Gas Laws](#)

Combustion Reaction

- [6.4: Composition, Decomposition, and Combustion Reactions](#)

combustion reactions

- [6.4: Composition, Decomposition, and Combustion Reactions](#)

complete ionic equation

- [11.3: Ionic Equations - A Closer Look](#)

composition

- [6.4: Composition, Decomposition, and Combustion Reactions](#)

composition reaction

- [6.4: Composition, Decomposition, and Combustion Reactions](#)

compound

- [1.2: Basic Definitions](#)

concentrated

- [11.2: Definitions](#)

concentration

- [11.2: Definitions](#)
- [11.5: Dilutions and Concentrations](#)
- [11.6: Concentrations as Conversion Factors](#)

concentration units

- [11.6: Concentrations as Conversion Factors](#)

condensation

- [10.3: Phase Transitions - Melting, Boiling, and Subliming](#)

Condensed Structural Formula

- [17.2: Hydrocarbons](#)

constant pressure

- [8.4: Gas Laws](#)

conversion factor

- [2.5: Converting Units](#)
- [2.6: Other Units - Temperature and Density](#)
- [7.3: The Mole](#)

conversion factors

- [2.6: Other Units - Temperature and Density](#)
- [7.4: The Mole in Chemical Reactions](#)
- [11.6: Concentrations as Conversion Factors](#)

covalent bond

- [5.6: Covalent Bonds](#)
- [5.8: Other Aspects of Covalent Bonds](#)

crystalline solid

- [10.5: Solids](#)

curie (unit)

- [16.4: Units of Radioactivity](#)

D

Dalton

- [8.7: Gas Mixtures](#)

Dalton's law

- [8.7: Gas Mixtures](#)

Dalton's law of partial pressures

- [8.7: Gas Mixtures](#)

daughter isotope

- [16.2: Radioactivity](#)

Decay

- [16.3: Half-Life](#)

decay radioactively

- [16.3: Half-Life](#)

decomposition

- [6.4: Composition, Decomposition, and Combustion Reactions](#)

Decomposition reaction

- [6.4: Composition, Decomposition, and Combustion Reactions](#)

density

- [2.6: Other Units - Temperature and Density](#)
- [8.6: The Ideal Gas Law and Some Applications](#)

deoxyribonucleic acid

- [17.7: Polymers](#)

deposition

- [10.3: Phase Transitions - Melting, Boiling, and Subliming](#)

Dilute

- [11.2: Definitions](#)

dilution

- [11.5: Dilutions and Concentrations](#)

dilution equation

- [11.5: Dilutions and Concentrations](#)

Dimensional Analysis

- [2.5: Converting Units](#)

dispersion force

- [10.2: Intermolecular Forces](#)

dispersion forces

- [10.2: Intermolecular Forces](#)

dissociate

- [11.3: Ionic Equations - A Closer Look](#)

dissociation

- [11.3: Ionic Equations - A Closer Look](#)

Dissociation Constants

- [13.6: Some Special Types of Equilibria](#)

DNA

- [17.7: Polymers](#)

dot diagram

- [5.2: Lewis Electron Dot Diagrams](#)

double bond

- [5.6: Covalent Bonds](#)

dry cell

- [15.4: Applications of Redox Reactions - Voltaic Cells](#)

dynamic

- [14.3: Brønsted-Lowry Acids and Bases](#)

dynamic equilibrium

- [10.4: Properties of Liquids](#)

dynamic process

- [13.2: Chemical Equilibrium](#)

E

electrodes

- [15.4: Applications of Redox Reactions - Voltaic Cells](#)

electrolysis

- [15.5: Electrolysis](#)

electrolytic cell

- [15.5: Electrolysis](#)

electromagnetic radiation

- [4.2: Light](#)

electromagnetic spectrum

- [4.2: Light](#)

electron

- [3.2: Atomic Theory](#)

electron affinity

- [4.18: Periodic Trends - Electron Affinity](#)

electron dot diagram

- [5.2: Lewis Electron Dot Diagrams](#)

electron group geometry

- [5.10: Molecular Shapes](#)

electron groups

- [5.10: Molecular Shapes](#)

electronegativity

- [5.8: Other Aspects of Covalent Bonds](#)

element

- [1.2: Basic Definitions](#)

endothermic

- [9.4: Enthalpy and Chemical Reactions](#)

energy

- [9.2: Energy](#)

energy change

- [10.3: Phase Transitions - Melting, Boiling, and Subliming](#)

enthalpy

- [9.4: Enthalpy and Chemical Reactions](#)
- [9.6: Hess's Law](#)
- [9.7: Formation Reactions](#)

enthalpy change

- [9.4: Enthalpy and Chemical Reactions](#)

enthalpy changes

- [9.6: Hess's Law](#)

enthalpy of fusion

- [10.3: Phase Transitions - Melting, Boiling, and Subliming](#)

enthalpy of reaction

- [9.7: Formation Reactions](#)

enthalpy of sublimation

- [10.3: Phase Transitions - Melting, Boiling, and Subliming](#)

enthalpy of vaporization

- [10.3: Phase Transitions - Melting, Boiling, and Subliming](#)

equilibrium

- [13.4: Shifting Equilibria - Le Chatelier's Principle](#)
- [14.3: Brønsted-Lowry Acids and Bases](#)

equilibrium concentrations

- [13.5: Calculating Equilibrium Constant Values](#)

equilibrium constant

- [13.3: The Equilibrium Constant](#)

equilibrium constant expression

- [13.3: The Equilibrium Constant](#)

equivalence point

- [14.5: Acid-Base Titrations](#)

ester

- [17.5: Other Oxygen-Containing Functional Groups](#)

ether

- [17.5: Other Oxygen-Containing Functional Groups](#)

evaporation

- [10.4: Properties of Liquids](#)

exact number

- [2.5: Converting Units](#)

exothermic

- [9.4: Enthalpy and Chemical Reactions](#)

expanded valence shell molecules

- [5.9: Violations of the Octet Rule](#)

Exponential Notation

- [2.2: Expressing Numbers](#)

F

fission

- [16.2: Radioactivity](#)
- [16.6: Nuclear Energy](#)

formation reaction

- [9.7: Formation Reactions](#)

freezing point depression

- [11.7: Colligative Properties of Solutions](#)

freezing point depression constant

- [11.7: Colligative Properties of Solutions](#)

frequency

- [4.2: Light](#)

functional group

- [17.4: Alkyl Halides and Alcohols](#)

fusion

- [16.6: Nuclear Energy](#)

G

galvanic cell

- [15.4: Applications of Redox Reactions - Voltaic Cells](#)

gamma rays

- [16.2: Radioactivity](#)

gas

- [8.2: Kinetic Theory of Gases](#)
- [8.4: Gas Laws](#)

gas law

- [8.4: Gas Laws](#)
- [8.5: Other Gas Laws](#)

gas laws

- [8.4: Gas Laws](#)
- [8.5: Other Gas Laws](#)

gases

- [8.2: Kinetic Theory of Gases](#)

Geiger counter

- [16.4: Units of Radioactivity](#)

geometry

- [5.10: Molecular Shapes](#)

gimli flier

- [2.5: Converting Units](#)

H

half cell

- [15.4: Applications of Redox Reactions - Voltaic Cells](#)

half life

- [16.3: Half-Life](#)

Half Reaction

- [15.3: Balancing Redox Reactions](#)
- [15.4: Applications of Redox Reactions - Voltaic Cells](#)

half reaction method

- [15.3: Balancing Redox Reactions](#)

Half Reactions

- [15.4: Applications of Redox Reactions - Voltaic Cells](#)

heat

- [9.3: Work and Heat](#)

heat of fusion

- [10.3: Phase Transitions - Melting, Boiling, and Subliming](#)

Hess's Law

- [9.6: Hess's Law](#)
- [9.7: Formation Reactions](#)

heterogeneous equilibrium

- [13.3: The Equilibrium Constant](#)

heterogeneous mixture

- [1.2: Basic Definitions](#)

homogeneous mixture

- [1.2: Basic Definitions](#)

hydrocarbons

- [17.2: Hydrocarbons](#)

hydrogen bonding

- [10.2: Intermolecular Forces](#)

hydrogenation reaction

- [17.2: Hydrocarbons](#)

hydrolysis

- [14.3: Brønsted-Lowry Acids and Bases](#)

hydronium ion

- [14.2: Arrhenius Acids and Bases](#)

hypothesis

- [1.3: Chemistry as a Science](#)

I

ideal gas

- [8.2: Kinetic Theory of Gases](#)

ideal gas law

- [8.6: The Ideal Gas Law and Some Applications](#)

indicator

- [14.5: Acid-Base Titrations](#)

intermolecular forces

- [10.2: Intermolecular Forces](#)

ionic

- [5.8: Other Aspects of Covalent Bonds](#)

ionic bond

- [5.4: Electron Transfer - Ionic Bonds](#)

ionic compound

- [5.3: Ions and Ionic Compounds](#)

ionic compounds

- [5.3: Ions and Ionic Compounds](#)
- [11.3: Ionic Equations - A Closer Look](#)

Ionic Equations

- [11.3: Ionic Equations - A Closer Look](#)

Ionic Formulas

- [5.3: Ions and Ionic Compounds](#)

ionic solutes

- [11.8: Colligative Properties of Ionic Solutes](#)

Ionizing radiation

- [16.2: Radioactivity](#)

ions

- [5.3: Ions and Ionic Compounds](#)

Irradiation

- [16.5: Uses of Radioactive Isotopes](#)

isolated system

- [9.2: Energy](#)

isothermal

- [10.3: Phase Transitions - Melting, Boiling, and Subliming](#)

isothermal process

- [10.3: Phase Transitions - Melting, Boiling, and Subliming](#)

IUPAC

- [17.3: Branched Hydrocarbons](#)

J

joule

- [9.2: Energy](#)

K

Ka

- [13.6: Some Special Types of Equilibria](#)

Keq

- [13.3: The Equilibrium Constant](#)
- [13.4: Shifting Equilibria - Le Chatelier's Principle](#)

ketone

- [17.5: Other Oxygen-Containing Functional Groups](#)

kinetic theory

- [8.2: Kinetic Theory of Gases](#)

kinetic theory of gases

- [8.2: Kinetic Theory of Gases](#)

Kp

- [13.3: The Equilibrium Constant](#)

Kw

- [14.7: Autoionization of Water](#)

L

law of conservation of energy

- [9.2: Energy](#)

law of conservation of matter

- [6.2: The Chemical Equation](#)

Law of Mass Action

- [13.3: The Equilibrium Constant](#)

Le Châtelier's principle

- [13.4: Shifting Equilibria - Le Chatelier's Principle](#)

Le Chatelier's principle

- [13.4: Shifting Equilibria - Le Chatelier's Principle](#)

Lewis electron dot diagram

- [5.2: Lewis Electron Dot Diagrams](#)

Lewis electron dot diagrams

- [5.6: Covalent Bonds](#)

light

- [4.2: Light](#)

limiting reagent

- [7.7: Limiting Reagents](#)

Limiting Reagents

- [7.7: Limiting Reagents](#)

lone pair electrons

- [5.6: Covalent Bonds](#)

M

mass

- [3.3: Masses of Atoms and Molecules](#)
- [7.3: The Mole](#)

mass percentage

- [11.4: Quantitative Units of Concentration](#)

matter

- [1.2: Basic Definitions](#)
- [3.2: Atomic Theory](#)

measurements

- [2.1: Prelude to Measurements](#)

melting

- [10.3: Phase Transitions - Melting, Boiling, and Subliming](#)

melting point

- [10.3: Phase Transitions - Melting, Boiling, and Subliming](#)
- [11.7: Colligative Properties of Solutions](#)

meniscus

- [10.4: Properties of Liquids](#)

metal

- [1.2: Basic Definitions](#)

metallic solid

- [10.5: Solids](#)

millimeters of mercury

- [8.3: Pressure](#)

mixtures

- [1.2: Basic Definitions](#)

mol

- [7.4: The Mole in Chemical Reactions](#)

molality

- [11.4: Quantitative Units of Concentration](#)

molar masses

[7.3: The Mole](#)

molar volumes

[8.6: The Ideal Gas Law and Some Applications](#)

molarity

[11.4: Quantitative Units of Concentration](#)

[11.5: Dilutions and Concentrations](#)

mole

[7.3: The Mole](#)

[7.4: The Mole in Chemical Reactions](#)

mole fraction

[11.7: Colligative Properties of Solutions](#)

[11.8: Colligative Properties of Ionic Solutes](#)

molecular mass

[3.3: Masses of Atoms and Molecules](#)

Molecular Shapes

[5.10: Molecular Shapes](#)

molecular solid

[10.5: Solids](#)

molecule

[5.7: Molecules and Chemical Nomenclature](#)

molecules

[3.3: Masses of Atoms and Molecules](#)

[5.7: Molecules and Chemical Nomenclature](#)

moles of solute

[11.5: Dilutions and Concentrations](#)

monomer

[17.7: Polymers](#)

monosaccharides

[18.1: Monosaccharides](#)

N

neutralization reaction

[14.2: Arrhenius Acids and Bases](#)

[14.4: Neutralization Reactions](#)

neutron

[3.2: Atomic Theory](#)

noble gas configuration

[4.14: Noble Gas Configuration](#)

nomenclature

[5.7: Molecules and Chemical Nomenclature](#)

[17.3: Branched Hydrocarbons](#)

nonmetal

[1.2: Basic Definitions](#)

nonpolar bond

[5.8: Other Aspects of Covalent Bonds](#)

nonpolar covalent

[5.8: Other Aspects of Covalent Bonds](#)

nonpolar covalent bond

[5.8: Other Aspects of Covalent Bonds](#)

normal boiling point

[10.3: Phase Transitions - Melting, Boiling, and Subliming](#)

Notation

[2.2: Expressing Numbers](#)

nuclear energy

[16.6: Nuclear Energy](#)

nuclear equation

[16.2: Radioactivity](#)

Nuclear Reactor

[16.6: Nuclear Energy](#)

O

octet rule

[5.4: Electron Transfer - Ionic Bonds](#)

[5.9: Violations of the Octet Rule](#)

organic compounds

[17.3: Branched Hydrocarbons](#)

osmosis

[11.7: Colligative Properties of Solutions](#)

osmotic pressure

[11.7: Colligative Properties of Solutions](#)

oxidation

[15.2: Oxidation-Reduction Reactions](#)

oxidation numbers

[15.2: Oxidation-Reduction Reactions](#)

P

parent isotope

[16.2: Radioactivity](#)

partial pressures

[8.7: Gas Mixtures](#)

percent yields

[7.6: Yields](#)

percentage composition by mass

[11.4: Quantitative Units of Concentration](#)

pH

[14.8: The pH Scale](#)

phase

[1.2: Basic Definitions](#)

[10.2: Intermolecular Forces](#)

phase change

[10.3: Phase Transitions - Melting, Boiling, and Subliming](#)

phase to

[10.2: Intermolecular Forces](#)

phase transitions

[10.3: Phase Transitions - Melting, Boiling, and Subliming](#)

Physical change

[1.2: Basic Definitions](#)

physical properties

[1.2: Basic Definitions](#)

polar bond

[5.8: Other Aspects of Covalent Bonds](#)

polar covalent

[5.8: Other Aspects of Covalent Bonds](#)

polar covalent bond

[5.8: Other Aspects of Covalent Bonds](#)

polyatomic ions

[5.3: Ions and Ionic Compounds](#)

polymer

[17.7: Polymers](#)

polymerization

[17.7: Polymers](#)

precipitate

[6.3: Types of Chemical Reactions - Single and Double Replacement Reactions](#)

precipitation reaction

[6.3: Types of Chemical Reactions - Single and Double Replacement Reactions](#)

prefixes

[2.3: Expressing Units](#)

pressure

[8.3: Pressure](#)

[8.4: Gas Laws](#)

[9.3: Work and Heat](#)

primary batteries

[15.4: Applications of Redox Reactions - Voltaic Cells](#)

products

[6.2: The Chemical Equation](#)

proton

[3.2: Atomic Theory](#)

Q

quadratic equation

[13.5: Calculating Equilibrium Constant Values](#)

qualitative

[11.2: Definitions](#)

quantitative

[11.2: Definitions](#)

R

radioactive dating

[16.5: Uses of Radioactive Isotopes](#)

radioactive decay

[16.2: Radioactivity](#)

Radioactive Elements

[16.3: Half-Life](#)

Radioactive Isotopes

[16.5: Uses of Radioactive Isotopes](#)

radioactive processes

[16.3: Half-Life](#)

radioactivity

[16.2: Radioactivity](#)

[16.5: Uses of Radioactive Isotopes](#)

radioactivity units

[16.4: Units of Radioactivity](#)

Raoult's law

[11.8: Colligative Properties of Ionic Solutes](#)

Raoult's Law

[11.7: Colligative Properties of Solutions](#)

reactants

[6.2: The Chemical Equation](#)

Redox

[15.2: Oxidation-Reduction Reactions](#)

redox reaction

[15.2: Oxidation-Reduction Reactions](#)

redox reactions

[15.2: Oxidation-Reduction Reactions](#)

[15.3: Balancing Redox Reactions](#)

reduction

[15.2: Oxidation-Reduction Reactions](#)

respiration

[8.6: The Ideal Gas Law and Some Applications](#)

ribonucleic acid

[17.7: Polymers](#)

RNA

[17.7: Polymers](#)

S

salt

[14.2: Arrhenius Acids and Bases](#)

[14.4: Neutralization Reactions](#)

salt bridge

[15.4: Applications of Redox Reactions - Voltaic Cells](#)

saturated

[17.2: Hydrocarbons](#)

saturated hydrocarbons

[17.2: Hydrocarbons](#)

scientific method

[1.3: Chemistry as a Science](#)

scientific notation

[2.2: Expressing Numbers](#)

secondary batteries

[15.4: Applications of Redox Reactions - Voltaic Cells](#)

semimetals

[1.2: Basic Definitions](#)

semipermeable membrane

[11.7: Colligative Properties of Solutions](#)

shielding

[4.17: Electron Shielding](#)

SI units

[2.3: Expressing Units](#)

significant figures

[2.4: Significant Figures](#)

Silicones

[17.7: Polymers](#)

simple acid

[5.11: Acids](#)

simple gas laws

[8.5: Other Gas Laws](#)

simple molecules

[5.10: Molecular Shapes](#)

single bond

[5.6: Covalent Bonds](#)

solid

[10.5: Solids](#)

solidification

[10.3: Phase Transitions - Melting, Boiling, and Subliming](#)

Solids

[10.5: Solids](#)

solubility

[11.2: Definitions](#)

solubility rules

[6.3: Types of Chemical Reactions - Single and Double Replacement Reactions](#)

solute

[11.2: Definitions](#)

solutions

[11.7: Colligative Properties of Solutions](#)

solvent

[11.2: Definitions](#)

specific heat

[9.3: Work and Heat](#)

specific heat capacity

[9.3: Work and Heat](#)

spontaneous fission

[16.2: Radioactivity](#)

Standard Notation

[2.2: Expressing Numbers](#)

standard reduction potentials

[15.4: Applications of Redox Reactions - Voltaic Cells](#)

standard state

[9.7: Formation Reactions](#)

standard states

[9.7: Formation Reactions](#)

standard temperature and pressure

[8.6: The Ideal Gas Law and Some Applications](#)

state

[1.2: Basic Definitions](#)

static

[14.3: Brønsted-Lowry Acids and Bases](#)

stock solution

[11.5: Dilutions and Concentrations](#)

Stoichiometry

[7.2: Stoichiometry](#)

[8.6: The Ideal Gas Law and Some Applications](#)

[9.5: Stoichiometry Calculations Using Enthalpy](#)

stoichiometry problems

[8.6: The Ideal Gas Law and Some Applications](#)

STP

[8.6: The Ideal Gas Law and Some Applications](#)

strong acid

[14.6: Strong and Weak Acids and Bases and their Salts](#)

structural formulas

[17.2: Hydrocarbons](#)

sublimation

[10.2: Intermolecular Forces](#)

[10.3: Phase Transitions - Melting, Boiling, and Subliming](#)

Subliming

[10.3: Phase Transitions - Melting, Boiling, and Subliming](#)

substance

[1.2: Basic Definitions](#)

Substances

[10.2: Intermolecular Forces](#)

substituents

[17.3: Branched Hydrocarbons](#)

supersaturated

[11.2: Definitions](#)

surface tension

[10.4: Properties of Liquids](#)

surrounding atoms

[5.6: Covalent Bonds](#)

system

[9.2: Energy](#)

T

temperature

[2.6: Other Units - Temperature and Density](#)

[8.4: Gas Laws](#)

tension

[10.4: Properties of Liquids](#)

theoretical yields

[7.6: Yields](#)

thermite reaction

[9.5: Stoichiometry Calculations Using Enthalpy](#)

thermochemical data

[9.7: Formation Reactions](#)

thermochemical equation

[9.4: Enthalpy and Chemical Reactions](#)

thermochemical equations

[9.5: Stoichiometry Calculations Using Enthalpy](#)

thiol

[17.6: Other Functional Groups](#)

titrant

[14.5: Acid-Base Titrations](#)

titration

[14.5: Acid-Base Titrations](#)

titration experiment

[14.5: Acid-Base Titrations](#)

torr

[8.3: Pressure](#)

tracer

[16.5: Uses of Radioactive Isotopes](#)

triple bond

[5.6: Covalent Bonds](#)

U

u

[3.3: Masses of Atoms and Molecules](#)

units

[2.3: Expressing Units](#)

[8.3: Pressure](#)

[11.6: Concentrations as Conversion Factors](#)

unsaturated

[11.2: Definitions](#)

[17.2: Hydrocarbons](#)

unsaturated hydrocarbons

[17.2: Hydrocarbons](#)

V

Valence Electrons

[4.13: Valence Electrons](#)

Valence Shell

[5.6: Covalent Bonds](#)

Valence Shell Electron Pair Repulsion

[5.10: Molecular Shapes](#)

van't Hoff factor

[11.8: Colligative Properties of Ionic Solutes](#)

vapor

[10.4: Properties of Liquids](#)

vapor pressure

[8.7: Gas Mixtures](#)

[10.4: Properties of Liquids](#)

[11.7: Colligative Properties of Solutions](#)

[11.8: Colligative Properties of Ionic Solutes](#)

vapor pressure depression

[11.7: Colligative Properties of Solutions](#)

[11.8: Colligative Properties of Ionic Solutes](#)

vapor pressure lowering

[11.7: Colligative Properties of Solutions](#)

vaporization

[10.3: Phase Transitions - Melting, Boiling, and Subliming](#)

Voltage

[15.4: Applications of Redox Reactions - Voltaic Cells](#)

voltaic cell

[15.4: Applications of Redox Reactions - Voltaic Cells](#)

volume

[9.3: Work and Heat](#)

VSEPR

[5.10: Molecular Shapes](#)

W

wavelength

[4.2: Light](#)

weak acid

[13.6: Some Special Types of Equilibria](#)

[14.6: Strong and Weak Acids and Bases and their Salts](#)

weak acids

[13.6: Some Special Types of Equilibria](#)

weak base

[14.6: Strong and Weak Acids and Bases and their Salts](#)

weighted average

[3.3: Masses of Atoms and Molecules](#)

work

[9.3: Work and Heat](#)

Y

Yields

[7.6: Yields](#)

Detailed Licensing

Overview

Title: [Beginning Chemistry \(Chan\)](#)

Webpages: 192

Applicable Restrictions: Noncommercial

All licenses found:

- [CC BY-NC-SA 3.0](#): 66.7% (128 pages)
- [CK-12 License](#): 28.1% (54 pages)
- [Undeclared](#): 5.2% (10 pages)

By Page

- [Beginning Chemistry \(Chan\)](#) - [CC BY-NC-SA 3.0](#)
 - [Front Matter](#) - [Undeclared](#)
 - [TitlePage](#) - [Undeclared](#)
 - [InfoPage](#) - [Undeclared](#)
 - [Table of Contents](#) - [Undeclared](#)
 - [Licensing](#) - [Undeclared](#)
 - [1: What Is Chemistry?](#) - [CC BY-NC-SA 3.0](#)
 - [1.1: Prelude to Chemistry](#) - [CC BY-NC-SA 3.0](#)
 - [1.2: Basic Definitions](#) - [CC BY-NC-SA 3.0](#)
 - [1.3: Chemistry as a Science](#) - [CC BY-NC-SA 3.0](#)
 - [1.E: What Is Chemistry? \(Exercises\)](#) - [CC BY-NC-SA 3.0](#)
 - [2: Measurements](#) - [CC BY-NC-SA 3.0](#)
 - [2.1: Prelude to Measurements](#) - [CC BY-NC-SA 3.0](#)
 - [2.2: Expressing Numbers](#) - [CC BY-NC-SA 3.0](#)
 - [2.3: Expressing Units](#) - [CC BY-NC-SA 3.0](#)
 - [2.4: Significant Figures](#) - [CC BY-NC-SA 3.0](#)
 - [2.5: Converting Units](#) - [CC BY-NC-SA 3.0](#)
 - [2.6: Other Units - Temperature and Density](#) - [CC BY-NC-SA 3.0](#)
 - [2.E: Measurements \(Exercises\)](#) - [CC BY-NC-SA 3.0](#)
 - [3: Atoms](#) - [CC BY-NC-SA 3.0](#)
 - [3.1: Prelude to Atoms](#) - [CC BY-NC-SA 3.0](#)
 - [3.2: Atomic Theory](#) - [CC BY-NC-SA 3.0](#)
 - [3.3: Masses of Atoms and Molecules](#) - [CC BY-NC-SA 3.0](#)
 - [3.4: Periodic Law](#) - [CK-12 License](#)
 - [3.4.1: Modern Periodic Table- Periods and Groups](#) - [CK-12 License](#)
 - [3.5: Metals](#) - [CK-12 License](#)
 - [3.6: Nonmetals](#) - [CK-12 License](#)
 - [3.7: Metalloids](#) - [CK-12 License](#)
 - [3.E: Atoms \(Exercises\)](#) - [CC BY-NC-SA 3.0](#)
 - [4: Electronic Structure](#) - [CC BY-NC-SA 3.0](#)
 - [4.1: Prelude to Electronic Structure](#) - [CC BY-NC-SA 3.0](#)
 - [4.2: Light](#) - [CC BY-NC-SA 3.0](#)
 - [4.3: Atomic Emission Spectra](#) - [CK-12 License](#)
 - [4.4: Bohr's Atomic Model](#) - [CK-12 License](#)
 - [4.5: Quantum Mechanics](#) - [CK-12 License](#)
 - [4.6: Quantum Mechanical Atomic Model](#) - [CK-12 License](#)
 - [4.7: Energy Level](#) - [CK-12 License](#)
 - [4.8: Orbitals](#) - [CK-12 License](#)
 - [4.9: Aufbau Principle](#) - [CK-12 License](#)
 - [4.10: Pauli Exclusion Principle](#) - [CK-12 License](#)
 - [4.11: Hund's Rule and Orbital Filling Diagrams](#) - [CK-12 License](#)
 - [4.12: Electron Configurations](#) - [CK-12 License](#)
 - [4.13: Valence Electrons](#) - [CK-12 License](#)
 - [4.14: Noble Gas Configuration](#) - [CK-12 License](#)
 - [4.15: Periodic Trends- Atomic Radius](#) - [CK-12 License](#)
 - [4.16: Periodic Trends - Ionization Energy](#) - [CK-12 License](#)
 - [4.17: Electron Shielding](#) - [CK-12 License](#)
 - [4.18: Periodic Trends - Electron Affinity](#) - [CK-12 License](#)
 - [4.19: Periodic Trends - Metallic and Nonmetallic Character](#) - [CK-12 License](#)
 - [4.E: Electronic Structure \(Exercises\)](#) - [CC BY-NC-SA 3.0](#)
 - [5: Chemical Bonds](#) - [CC BY-NC-SA 3.0](#)
 - [5.1: Prelude to Chemical Bonds](#) - [CC BY-NC-SA 3.0](#)
 - [5.2: Lewis Electron Dot Diagrams](#) - [CC BY-NC-SA 3.0](#)
 - [5.3: Ions and Ionic Compounds](#) - [CC BY-NC-SA 3.0](#)
 - [5.4: Electron Transfer - Ionic Bonds](#) - [CC BY-NC-SA 3.0](#)
 - [5.5: Periodic Trends- Electronegativity](#) - [CK-12 License](#)

- 5.6: Covalent Bonds - *CC BY-NC-SA 3.0*
- 5.7: Molecules and Chemical Nomenclature - *CC BY-NC-SA 3.0*
- 5.8: Other Aspects of Covalent Bonds - *CC BY-NC-SA 3.0*
- 5.9: Violations of the Octet Rule - *CC BY-NC-SA 3.0*
- 5.10: Molecular Shapes - *CC BY-NC-SA 3.0*
- 5.11: Acids - *CC BY-NC-SA 3.0*
- 5.E: Chemical Bonds (Exercises) - *CC BY-NC-SA 3.0*
- 6: Chemical Reactions and Equations - *CC BY-NC-SA 3.0*
 - 6.1: Prelude to Chemical Reactions - *CC BY-NC-SA 3.0*
 - 6.2: The Chemical Equation - *CC BY-NC-SA 3.0*
 - 6.3: Types of Chemical Reactions - Single and Double Replacement Reactions - *CC BY-NC-SA 3.0*
 - 6.4: Composition, Decomposition, and Combustion Reactions - *CC BY-NC-SA 3.0*
 - 6.E: Chemical Reactions and Equations (Exercises) - *CC BY-NC-SA 3.0*
- 7: Stoichiometry and the Mole - *CC BY-NC-SA 3.0*
 - 7.1: Introduction - *CC BY-NC-SA 3.0*
 - 7.2: Stoichiometry - *CC BY-NC-SA 3.0*
 - 7.3: The Mole - *CC BY-NC-SA 3.0*
 - 7.4: The Mole in Chemical Reactions - *CC BY-NC-SA 3.0*
 - 7.5: Mole-Mass and Mass-Mass Calculations - *CC BY-NC-SA 3.0*
 - 7.6: Yields - *CC BY-NC-SA 3.0*
 - 7.7: Limiting Reagents - *CC BY-NC-SA 3.0*
 - 7.E: Stoichiometry and the Mole (Exercises) - *CC BY-NC-SA 3.0*
- 8: Gases - *CC BY-NC-SA 3.0*
 - 8.1: Prelude to Gases - *CC BY-NC-SA 3.0*
 - 8.2: Kinetic Theory of Gases - *CC BY-NC-SA 3.0*
 - 8.3: Pressure - *CC BY-NC-SA 3.0*
 - 8.4: Gas Laws - *CC BY-NC-SA 3.0*
 - 8.5: Other Gas Laws - *CC BY-NC-SA 3.0*
 - 8.6: The Ideal Gas Law and Some Applications - *CC BY-NC-SA 3.0*
 - 8.7: Gas Mixtures - *CC BY-NC-SA 3.0*
 - 8.E: Gases (Exercises) - *CC BY-NC-SA 3.0*
- 9: Energy and Chemistry - *CC BY-NC-SA 3.0*
 - 9.1: Introduction - *CC BY-NC-SA 3.0*
 - 9.2: Energy - *CC BY-NC-SA 3.0*
 - 9.3: Work and Heat - *CC BY-NC-SA 3.0*
 - 9.4: Enthalpy and Chemical Reactions - *CC BY-NC-SA 3.0*
 - 9.5: Stoichiometry Calculations Using Enthalpy - *CC BY-NC-SA 3.0*
 - 9.6: Hess's Law - *CC BY-NC-SA 3.0*
 - 9.7: Formation Reactions - *CC BY-NC-SA 3.0*
 - 9.E: Energy and Chemistry (Exercises) - *CC BY-NC-SA 3.0*
- 10: Solids and Liquids - *CC BY-NC-SA 3.0*
 - 10.1: Prelude to Solids and Liquids - *CC BY-NC-SA 3.0*
 - 10.2: Intermolecular Forces - *CC BY-NC-SA 3.0*
 - 10.3: Phase Transitions - Melting, Boiling, and Subliming - *CC BY-NC-SA 3.0*
 - 10.4: Properties of Liquids - *CC BY-NC-SA 3.0*
 - 10.5: Solids - *CC BY-NC-SA 3.0*
 - 10.E: Solids and Liquids (Exercises) - *CC BY-NC-SA 3.0*
- 11: Solutions - *CC BY-NC-SA 3.0*
 - 11.1: Prelude to Solutions - *CC BY-NC-SA 3.0*
 - 11.2: Definitions - *CC BY-NC-SA 3.0*
 - 11.3: Ionic Equations - A Closer Look - *CC BY-NC-SA 3.0*
 - 11.4: Quantitative Units of Concentration - *CC BY-NC-SA 3.0*
 - 11.5: Dilutions and Concentrations - *CC BY-NC-SA 3.0*
 - 11.6: Concentrations as Conversion Factors - *CC BY-NC-SA 3.0*
 - 11.7: Colligative Properties of Solutions - *CC BY-NC-SA 3.0*
 - 11.8: Colligative Properties of Ionic Solutes - *CC BY-NC-SA 3.0*
 - 11.E: Solutions (Exercises) - *CC BY-NC-SA 3.0*
- 12: Kinetics - *CK-12 License*
 - 12.1: Chemical Reaction Rate - *CK-12 License*
 - 12.2: Collision Theory - *CK-12 License*
 - 12.3: Activation Energy - *CK-12 License*
 - 12.4: Potential Energy Diagrams - *CK-12 License*
 - 12.5: Activated Complex - *CK-12 License*
 - 12.6: Factors Affecting Reaction Rate - *CK-12 License*
 - 12.7: Catalysts - *CK-12 License*
 - 12.8: Rate Law and Specific Rate Constant - *CK-12 License*
 - 12.9: Order of Reaction - *CK-12 License*
 - 12.10: Determining the Rate Law from Experimental Data - *CK-12 License*
 - 12.11: Reaction Mechanisms and the Elementary Step - *CK-12 License*
 - 12.12: Reaction Intermediate - *CK-12 License*
 - 12.13: Molecularity - *CK-12 License*
 - 12.14: Rate-Determining Step - *CK-12 License*
 - 12.15: Mechanisms and Potential Energy Diagrams - *CK-12 License*
- 13: Chemical Equilibrium - *CC BY-NC-SA 3.0*

- 13.1: Prelude to Chemical Equilibrium - *CC BY-NC-SA 3.0*
- 13.2: Chemical Equilibrium - *CC BY-NC-SA 3.0*
- 13.3: The Equilibrium Constant - *CC BY-NC-SA 3.0*
- 13.4: Shifting Equilibria - Le Chatelier's Principle - *CC BY-NC-SA 3.0*
- 13.5: Calculating Equilibrium Constant Values - *CC BY-NC-SA 3.0*
- 13.6: Some Special Types of Equilibria - *CC BY-NC-SA 3.0*
- 13.7: End-of-Chapter Material - *CC BY-NC-SA 3.0*
- 14: Acids and Bases - *CC BY-NC-SA 3.0*
 - 14.1: Introduction - *CC BY-NC-SA 3.0*
 - 14.2: Arrhenius Acids and Bases - *CC BY-NC-SA 3.0*
 - 14.3: Brønsted-Lowry Acids and Bases - *CC BY-NC-SA 3.0*
 - 14.4: Neutralization Reactions - *CC BY-NC-SA 3.0*
 - 14.5: Acid-Base Titrations - *CC BY-NC-SA 3.0*
 - 14.6: Strong and Weak Acids and Bases and their Salts - *CC BY-NC-SA 3.0*
 - 14.7: Autoionization of Water - *CC BY-NC-SA 3.0*
 - 14.8: The pH Scale - *CC BY-NC-SA 3.0*
 - 14.9: Buffers - *CC BY-NC-SA 3.0*
 - 14.E: Acids and Bases (Exercises) - *CC BY-NC-SA 3.0*
- 15: Oxidation and Reduction - *CC BY-NC-SA 3.0*
 - 15.1: Introduction to Oxidation and Reduction - *CC BY-NC-SA 3.0*
 - 15.2: Oxidation-Reduction Reactions - *CC BY-NC-SA 3.0*
 - 15.3: Balancing Redox Reactions - *CC BY-NC-SA 3.0*
 - 15.4: Applications of Redox Reactions - Voltaic Cells - *CC BY-NC-SA 3.0*
 - 15.5: Electrolysis - *CC BY-NC-SA 3.0*
 - 15.E: Oxidation-Reduction Reaction (Exercises) - *CC BY-NC-SA 3.0*
- 16: Nuclear Chemistry - *CC BY-NC-SA 3.0*
 - 16.1: Prelude to Nuclear Chemistry - *CC BY-NC-SA 3.0*
 - 16.2: Radioactivity - *CC BY-NC-SA 3.0*
 - 16.3: Half-Life - *CC BY-NC-SA 3.0*
 - 16.4: Units of Radioactivity - *CC BY-NC-SA 3.0*
 - 16.5: Uses of Radioactive Isotopes - *CC BY-NC-SA 3.0*
 - 16.6: Nuclear Energy - *CC BY-NC-SA 3.0*
 - 16.E: Nuclear Chemistry (Exercises) - *CC BY-NC-SA 3.0*
- 17: Organic Chemistry - *CC BY-NC-SA 3.0*
 - 17.1: Prelude to Organic Chemistry - *CC BY-NC-SA 3.0*
 - 17.2: Hydrocarbons - *CC BY-NC-SA 3.0*
 - 17.3: Branched Hydrocarbons - *CC BY-NC-SA 3.0*
 - 17.4: Alkyl Halides and Alcohols - *CC BY-NC-SA 3.0*
 - 17.5: Other Oxygen-Containing Functional Groups - *CC BY-NC-SA 3.0*
 - 17.6: Other Functional Groups - *CC BY-NC-SA 3.0*
 - 17.7: Polymers - *CC BY-NC-SA 3.0*
 - 17.E: Organic Chemistry (Exercises) - *CC BY-NC-SA 3.0*
- 18: Biochemistry - *CK-12 License*
 - 18.1: Monosaccharides - *CK-12 License*
 - 18.2: Disaccharides - *CK-12 License*
 - 18.3: Polysaccharides - *CK-12 License*
 - 18.4: Amino Acids - *CK-12 License*
 - 18.5: Peptides - *CK-12 License*
 - 18.6: Proteins - *CK-12 License*
 - 18.7: Enzymes - *CK-12 License*
 - 18.8: Triglycerides - *CK-12 License*
 - 18.9: Phospholipids - *CK-12 License*
 - 18.10: Waxes - *CK-12 License*
 - 18.11: Nucleic Acids - *CK-12 License*
 - 18.12: DNA and RNA - *CK-12 License*
 - 18.13: Genetic Code - *CK-12 License*
 - 18.14: Protein Synthesis - *CK-12 License*
- Back Matter - *Undeclared*
 - Index - *Undeclared*
 - Glossary - *Undeclared*
 - Detailed Licensing - *Undeclared*
 - Detailed Licensing - *Undeclared*

Detailed Licensing

Overview

Title: [Beginning Chemistry \(Chan\)](#)

Webpages: 192

Applicable Restrictions: Noncommercial

All licenses found:

- [CC BY-NC-SA 3.0](#): 66.7% (128 pages)
- [CK-12 License](#): 28.1% (54 pages)
- [Undeclared](#): 5.2% (10 pages)

By Page

- [Beginning Chemistry \(Chan\)](#) - [CC BY-NC-SA 3.0](#)
 - [Front Matter](#) - [Undeclared](#)
 - [TitlePage](#) - [Undeclared](#)
 - [InfoPage](#) - [Undeclared](#)
 - [Table of Contents](#) - [Undeclared](#)
 - [Licensing](#) - [Undeclared](#)
 - [1: What Is Chemistry?](#) - [CC BY-NC-SA 3.0](#)
 - [1.1: Prelude to Chemistry](#) - [CC BY-NC-SA 3.0](#)
 - [1.2: Basic Definitions](#) - [CC BY-NC-SA 3.0](#)
 - [1.3: Chemistry as a Science](#) - [CC BY-NC-SA 3.0](#)
 - [1.E: What Is Chemistry? \(Exercises\)](#) - [CC BY-NC-SA 3.0](#)
 - [2: Measurements](#) - [CC BY-NC-SA 3.0](#)
 - [2.1: Prelude to Measurements](#) - [CC BY-NC-SA 3.0](#)
 - [2.2: Expressing Numbers](#) - [CC BY-NC-SA 3.0](#)
 - [2.3: Expressing Units](#) - [CC BY-NC-SA 3.0](#)
 - [2.4: Significant Figures](#) - [CC BY-NC-SA 3.0](#)
 - [2.5: Converting Units](#) - [CC BY-NC-SA 3.0](#)
 - [2.6: Other Units - Temperature and Density](#) - [CC BY-NC-SA 3.0](#)
 - [2.E: Measurements \(Exercises\)](#) - [CC BY-NC-SA 3.0](#)
 - [3: Atoms](#) - [CC BY-NC-SA 3.0](#)
 - [3.1: Prelude to Atoms](#) - [CC BY-NC-SA 3.0](#)
 - [3.2: Atomic Theory](#) - [CC BY-NC-SA 3.0](#)
 - [3.3: Masses of Atoms and Molecules](#) - [CC BY-NC-SA 3.0](#)
 - [3.4: Periodic Law](#) - [CK-12 License](#)
 - [3.4.1: Modern Periodic Table- Periods and Groups](#) - [CK-12 License](#)
 - [3.5: Metals](#) - [CK-12 License](#)
 - [3.6: Nonmetals](#) - [CK-12 License](#)
 - [3.7: Metalloids](#) - [CK-12 License](#)
 - [3.E: Atoms \(Exercises\)](#) - [CC BY-NC-SA 3.0](#)
 - [4: Electronic Structure](#) - [CC BY-NC-SA 3.0](#)
 - [4.1: Prelude to Electronic Structure](#) - [CC BY-NC-SA 3.0](#)
 - [4.2: Light](#) - [CC BY-NC-SA 3.0](#)
 - [4.3: Atomic Emission Spectra](#) - [CK-12 License](#)
 - [4.4: Bohr's Atomic Model](#) - [CK-12 License](#)
 - [4.5: Quantum Mechanics](#) - [CK-12 License](#)
 - [4.6: Quantum Mechanical Atomic Model](#) - [CK-12 License](#)
 - [4.7: Energy Level](#) - [CK-12 License](#)
 - [4.8: Orbitals](#) - [CK-12 License](#)
 - [4.9: Aufbau Principle](#) - [CK-12 License](#)
 - [4.10: Pauli Exclusion Principle](#) - [CK-12 License](#)
 - [4.11: Hund's Rule and Orbital Filling Diagrams](#) - [CK-12 License](#)
 - [4.12: Electron Configurations](#) - [CK-12 License](#)
 - [4.13: Valence Electrons](#) - [CK-12 License](#)
 - [4.14: Noble Gas Configuration](#) - [CK-12 License](#)
 - [4.15: Periodic Trends- Atomic Radius](#) - [CK-12 License](#)
 - [4.16: Periodic Trends - Ionization Energy](#) - [CK-12 License](#)
 - [4.17: Electron Shielding](#) - [CK-12 License](#)
 - [4.18: Periodic Trends - Electron Affinity](#) - [CK-12 License](#)
 - [4.19: Periodic Trends - Metallic and Nonmetallic Character](#) - [CK-12 License](#)
 - [4.E: Electronic Structure \(Exercises\)](#) - [CC BY-NC-SA 3.0](#)
 - [5: Chemical Bonds](#) - [CC BY-NC-SA 3.0](#)
 - [5.1: Prelude to Chemical Bonds](#) - [CC BY-NC-SA 3.0](#)
 - [5.2: Lewis Electron Dot Diagrams](#) - [CC BY-NC-SA 3.0](#)
 - [5.3: Ions and Ionic Compounds](#) - [CC BY-NC-SA 3.0](#)
 - [5.4: Electron Transfer - Ionic Bonds](#) - [CC BY-NC-SA 3.0](#)
 - [5.5: Periodic Trends- Electronegativity](#) - [CK-12 License](#)

- 5.6: Covalent Bonds - *CC BY-NC-SA 3.0*
- 5.7: Molecules and Chemical Nomenclature - *CC BY-NC-SA 3.0*
- 5.8: Other Aspects of Covalent Bonds - *CC BY-NC-SA 3.0*
- 5.9: Violations of the Octet Rule - *CC BY-NC-SA 3.0*
- 5.10: Molecular Shapes - *CC BY-NC-SA 3.0*
- 5.11: Acids - *CC BY-NC-SA 3.0*
- 5.E: Chemical Bonds (Exercises) - *CC BY-NC-SA 3.0*
- 6: Chemical Reactions and Equations - *CC BY-NC-SA 3.0*
 - 6.1: Prelude to Chemical Reactions - *CC BY-NC-SA 3.0*
 - 6.2: The Chemical Equation - *CC BY-NC-SA 3.0*
 - 6.3: Types of Chemical Reactions - Single and Double Replacement Reactions - *CC BY-NC-SA 3.0*
 - 6.4: Composition, Decomposition, and Combustion Reactions - *CC BY-NC-SA 3.0*
 - 6.E: Chemical Reactions and Equations (Exercises) - *CC BY-NC-SA 3.0*
- 7: Stoichiometry and the Mole - *CC BY-NC-SA 3.0*
 - 7.1: Introduction - *CC BY-NC-SA 3.0*
 - 7.2: Stoichiometry - *CC BY-NC-SA 3.0*
 - 7.3: The Mole - *CC BY-NC-SA 3.0*
 - 7.4: The Mole in Chemical Reactions - *CC BY-NC-SA 3.0*
 - 7.5: Mole-Mass and Mass-Mass Calculations - *CC BY-NC-SA 3.0*
 - 7.6: Yields - *CC BY-NC-SA 3.0*
 - 7.7: Limiting Reagents - *CC BY-NC-SA 3.0*
 - 7.E: Stoichiometry and the Mole (Exercises) - *CC BY-NC-SA 3.0*
- 8: Gases - *CC BY-NC-SA 3.0*
 - 8.1: Prelude to Gases - *CC BY-NC-SA 3.0*
 - 8.2: Kinetic Theory of Gases - *CC BY-NC-SA 3.0*
 - 8.3: Pressure - *CC BY-NC-SA 3.0*
 - 8.4: Gas Laws - *CC BY-NC-SA 3.0*
 - 8.5: Other Gas Laws - *CC BY-NC-SA 3.0*
 - 8.6: The Ideal Gas Law and Some Applications - *CC BY-NC-SA 3.0*
 - 8.7: Gas Mixtures - *CC BY-NC-SA 3.0*
 - 8.E: Gases (Exercises) - *CC BY-NC-SA 3.0*
- 9: Energy and Chemistry - *CC BY-NC-SA 3.0*
 - 9.1: Introduction - *CC BY-NC-SA 3.0*
 - 9.2: Energy - *CC BY-NC-SA 3.0*
 - 9.3: Work and Heat - *CC BY-NC-SA 3.0*
 - 9.4: Enthalpy and Chemical Reactions - *CC BY-NC-SA 3.0*
 - 9.5: Stoichiometry Calculations Using Enthalpy - *CC BY-NC-SA 3.0*
 - 9.6: Hess's Law - *CC BY-NC-SA 3.0*
 - 9.7: Formation Reactions - *CC BY-NC-SA 3.0*
 - 9.E: Energy and Chemistry (Exercises) - *CC BY-NC-SA 3.0*
- 10: Solids and Liquids - *CC BY-NC-SA 3.0*
 - 10.1: Prelude to Solids and Liquids - *CC BY-NC-SA 3.0*
 - 10.2: Intermolecular Forces - *CC BY-NC-SA 3.0*
 - 10.3: Phase Transitions - Melting, Boiling, and Subliming - *CC BY-NC-SA 3.0*
 - 10.4: Properties of Liquids - *CC BY-NC-SA 3.0*
 - 10.5: Solids - *CC BY-NC-SA 3.0*
 - 10.E: Solids and Liquids (Exercises) - *CC BY-NC-SA 3.0*
- 11: Solutions - *CC BY-NC-SA 3.0*
 - 11.1: Prelude to Solutions - *CC BY-NC-SA 3.0*
 - 11.2: Definitions - *CC BY-NC-SA 3.0*
 - 11.3: Ionic Equations - A Closer Look - *CC BY-NC-SA 3.0*
 - 11.4: Quantitative Units of Concentration - *CC BY-NC-SA 3.0*
 - 11.5: Dilutions and Concentrations - *CC BY-NC-SA 3.0*
 - 11.6: Concentrations as Conversion Factors - *CC BY-NC-SA 3.0*
 - 11.7: Colligative Properties of Solutions - *CC BY-NC-SA 3.0*
 - 11.8: Colligative Properties of Ionic Solutes - *CC BY-NC-SA 3.0*
 - 11.E: Solutions (Exercises) - *CC BY-NC-SA 3.0*
- 12: Kinetics - *CK-12 License*
 - 12.1: Chemical Reaction Rate - *CK-12 License*
 - 12.2: Collision Theory - *CK-12 License*
 - 12.3: Activation Energy - *CK-12 License*
 - 12.4: Potential Energy Diagrams - *CK-12 License*
 - 12.5: Activated Complex - *CK-12 License*
 - 12.6: Factors Affecting Reaction Rate - *CK-12 License*
 - 12.7: Catalysts - *CK-12 License*
 - 12.8: Rate Law and Specific Rate Constant - *CK-12 License*
 - 12.9: Order of Reaction - *CK-12 License*
 - 12.10: Determining the Rate Law from Experimental Data - *CK-12 License*
 - 12.11: Reaction Mechanisms and the Elementary Step - *CK-12 License*
 - 12.12: Reaction Intermediate - *CK-12 License*
 - 12.13: Molecularity - *CK-12 License*
 - 12.14: Rate-Determining Step - *CK-12 License*
 - 12.15: Mechanisms and Potential Energy Diagrams - *CK-12 License*
- 13: Chemical Equilibrium - *CC BY-NC-SA 3.0*

- 13.1: Prelude to Chemical Equilibrium - *CC BY-NC-SA 3.0*
- 13.2: Chemical Equilibrium - *CC BY-NC-SA 3.0*
- 13.3: The Equilibrium Constant - *CC BY-NC-SA 3.0*
- 13.4: Shifting Equilibria - Le Chatelier's Principle - *CC BY-NC-SA 3.0*
- 13.5: Calculating Equilibrium Constant Values - *CC BY-NC-SA 3.0*
- 13.6: Some Special Types of Equilibria - *CC BY-NC-SA 3.0*
- 13.7: End-of-Chapter Material - *CC BY-NC-SA 3.0*
- 14: Acids and Bases - *CC BY-NC-SA 3.0*
 - 14.1: Introduction - *CC BY-NC-SA 3.0*
 - 14.2: Arrhenius Acids and Bases - *CC BY-NC-SA 3.0*
 - 14.3: Brønsted-Lowry Acids and Bases - *CC BY-NC-SA 3.0*
 - 14.4: Neutralization Reactions - *CC BY-NC-SA 3.0*
 - 14.5: Acid-Base Titrations - *CC BY-NC-SA 3.0*
 - 14.6: Strong and Weak Acids and Bases and their Salts - *CC BY-NC-SA 3.0*
 - 14.7: Autoionization of Water - *CC BY-NC-SA 3.0*
 - 14.8: The pH Scale - *CC BY-NC-SA 3.0*
 - 14.9: Buffers - *CC BY-NC-SA 3.0*
 - 14.E: Acids and Bases (Exercises) - *CC BY-NC-SA 3.0*
- 15: Oxidation and Reduction - *CC BY-NC-SA 3.0*
 - 15.1: Introduction to Oxidation and Reduction - *CC BY-NC-SA 3.0*
 - 15.2: Oxidation-Reduction Reactions - *CC BY-NC-SA 3.0*
 - 15.3: Balancing Redox Reactions - *CC BY-NC-SA 3.0*
 - 15.4: Applications of Redox Reactions - Voltaic Cells - *CC BY-NC-SA 3.0*
 - 15.5: Electrolysis - *CC BY-NC-SA 3.0*
 - 15.E: Oxidation-Reduction Reaction (Exercises) - *CC BY-NC-SA 3.0*
- 16: Nuclear Chemistry - *CC BY-NC-SA 3.0*
 - 16.1: Prelude to Nuclear Chemistry - *CC BY-NC-SA 3.0*
 - 16.2: Radioactivity - *CC BY-NC-SA 3.0*
 - 16.3: Half-Life - *CC BY-NC-SA 3.0*
 - 16.4: Units of Radioactivity - *CC BY-NC-SA 3.0*
 - 16.5: Uses of Radioactive Isotopes - *CC BY-NC-SA 3.0*
 - 16.6: Nuclear Energy - *CC BY-NC-SA 3.0*
 - 16.E: Nuclear Chemistry (Exercises) - *CC BY-NC-SA 3.0*
- 17: Organic Chemistry - *CC BY-NC-SA 3.0*
 - 17.1: Prelude to Organic Chemistry - *CC BY-NC-SA 3.0*
 - 17.2: Hydrocarbons - *CC BY-NC-SA 3.0*
 - 17.3: Branched Hydrocarbons - *CC BY-NC-SA 3.0*
 - 17.4: Alkyl Halides and Alcohols - *CC BY-NC-SA 3.0*
 - 17.5: Other Oxygen-Containing Functional Groups - *CC BY-NC-SA 3.0*
 - 17.6: Other Functional Groups - *CC BY-NC-SA 3.0*
 - 17.7: Polymers - *CC BY-NC-SA 3.0*
 - 17.E: Organic Chemistry (Exercises) - *CC BY-NC-SA 3.0*
- 18: Biochemistry - *CK-12 License*
 - 18.1: Monosaccharides - *CK-12 License*
 - 18.2: Disaccharides - *CK-12 License*
 - 18.3: Polysaccharides - *CK-12 License*
 - 18.4: Amino Acids - *CK-12 License*
 - 18.5: Peptides - *CK-12 License*
 - 18.6: Proteins - *CK-12 License*
 - 18.7: Enzymes - *CK-12 License*
 - 18.8: Triglycerides - *CK-12 License*
 - 18.9: Phospholipids - *CK-12 License*
 - 18.10: Waxes - *CK-12 License*
 - 18.11: Nucleic Acids - *CK-12 License*
 - 18.12: DNA and RNA - *CK-12 License*
 - 18.13: Genetic Code - *CK-12 License*
 - 18.14: Protein Synthesis - *CK-12 License*
- Back Matter - *Undeclared*
 - Index - *Undeclared*
 - Glossary - *Undeclared*
 - Detailed Licensing - *Undeclared*
 - Detailed Licensing - *Undeclared*