

TEN2A-Acids

This text is disseminated via the Open Education Resource (OER) LibreTexts Project (<https://LibreTexts.org>) and like the hundreds of other texts available within this powerful platform, it is freely available for reading, printing and "consuming." Most, but not all, pages in the library have licenses that may allow individuals to make changes, save, and print this book. Carefully consult the applicable license(s) before pursuing such effects.

Instructors can adopt existing LibreTexts texts or Remix them to quickly build course-specific resources to meet the needs of their students. Unlike traditional textbooks, LibreTexts' web based origins allow powerful integration of advanced features and new technologies to support learning.



The LibreTexts mission is to unite students, faculty and scholars in a cooperative effort to develop an easy-to-use online platform for the construction, customization, and dissemination of OER content to reduce the burdens of unreasonable textbook costs to our students and society. The LibreTexts project is a multi-institutional collaborative venture to develop the next generation of open-access texts to improve postsecondary education at all levels of higher learning by developing an Open Access Resource environment. The project currently consists of 14 independently operating and interconnected libraries that are constantly being optimized by students, faculty, and outside experts to supplant conventional paper-based books. These free textbook alternatives are organized within a central environment that is both vertically (from advance to basic level) and horizontally (across different fields) integrated.

The LibreTexts libraries are Powered by [NICE CXOne](#) and are supported by the Department of Education Open Textbook Pilot Project, the UC Davis Office of the Provost, the UC Davis Library, the California State University Affordable Learning Solutions Program, and Merlot. This material is based upon work supported by the National Science Foundation under Grant No. 1246120, 1525057, and 1413739.

Any opinions, findings, and conclusions or recommendations expressed in this material are those of the author(s) and do not necessarily reflect the views of the National Science Foundation nor the US Department of Education.

Have questions or comments? For information about adoptions or adaptations contact info@LibreTexts.org. More information on our activities can be found via Facebook (<https://facebook.com/Libretexts>), Twitter (<https://twitter.com/libretexts>), or our blog (<http://Blog.Libretexts.org>).

This text was compiled on 01/06/2025

TABLE OF CONTENTS

Licensing

1: Acid Equilibrium

- 1.1: The Nature of Acids and Bases
- 1.2: Definitions of Acids and Bases
- 1.3: Acid Strength and the Acid Dissociation Constant (K_a)
- 1.4: Polyprotic Acids
- 1.5: Acid Strength and Molecular Structure

2: Acidic Mixtures

- 2.1: Autoionization of Water and pH
- 2.2: Finding the $[H_3O^+]$ and pH of Strong and Weak Acid Solutions
- 2.3: The Acid-Base Properties of Ions and Salts

3: Buffers

- 3.1: Buffers- Solutions That Resist pH Change
- 3.2: Buffer Effectiveness- Buffer Capacity and Buffer Range
- 3.3: Titrations and pH Curves

4: Related Equilibrium

- 4.1: Solubility Equilibria and the Solubility Product Constant
- 4.2: Precipitation
- 4.3: Lewis Acids and Bases
- 4.4: Complex Ion Equilibria

Index

Glossary

Detailed Licensing

Detailed Licensing

Licensing

A detailed breakdown of this resource's licensing can be found in [Back Matter/Detailed Licensing](#).

1: Acid Equilibrium

1: Acid Equilibrium is shared under a [not declared](#) license and was authored, remixed, and/or curated by LibreTexts.

1.1: The Nature of Acids and Bases

Acids and bases have been known for a long time. When Robert Boyle characterized them in 1680, he noted that acids dissolve many substances, change the color of certain natural dyes (for example, they change litmus from blue to red), and lose these characteristic properties after coming into contact with alkalis (bases). In the eighteenth century, it was recognized that acids have a sour taste, react with limestone to liberate a gaseous substance (now known to be CO_2), and interact with alkalis to form neutral substances. In 1815, Humphry Davy contributed greatly to the development of the modern acid-base concept by demonstrating that hydrogen is the essential constituent of acids. Around that same time, Joseph Louis Gay-Lussac concluded that acids are substances that can neutralize bases and that these two classes of substances can be defined only in terms of each other. The significance of hydrogen was reemphasized in 1884 when Svante Arrhenius defined an acid as a compound that dissolves in water to yield hydrogen cations (now recognized to be hydronium ions) and a base as a compound that dissolves in water to yield hydroxide anions.

Acids and bases are common solutions that exist everywhere. Almost every liquid that we encounter in our daily lives consists of acidic and basic properties, with the exception of water. They have completely different properties and are able to neutralize to form H_2O , which will be discussed later in a subsection. Acids and bases can be defined by their physical and chemical observations (Table 1.1.1).

Table 1.1.1: General Properties of Acids and Bases

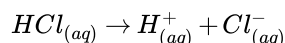
ACIDS	BASES
produce a piercing pain in a wound.	give a slippery feel.
taste sour.	taste bitter.
are colorless when placed in phenolphthalein (an indicator).	are pink when placed in phenolphthalein (an indicator).
are red on blue litmus paper (a pH indicator).	are blue on red litmus paper (a pH indicator).
have a $\text{pH} < 7$.	have a $\text{pH} > 7$.
produce hydrogen gas when reacted with metals.	
produce carbon dioxide when reacted with carbonates.	
Common examples: Lemons, oranges, vinegar, urine, sulfuric acid, hydrochloric acid	Common Examples: Soap, toothpaste, bleach, cleaning agents, limewater, ammonia water, sodium hydroxide.

Acids and bases in aqueous solutions will conduct electricity because they contain dissolved ions. Therefore, acids and bases are **electrolytes**. Strong acids and bases will be strong electrolytes. Weak acids and bases will be weak electrolytes. This affects the amount of conductivity.

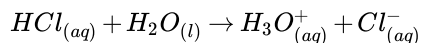
The Arrhenius Definition of Acids and Bases

In 1884, the Swedish chemist Svante Arrhenius proposed two specific classifications of compounds, termed acids and bases. When dissolved in an aqueous solution, certain ions were released into the solution. The Arrhenius definition of acid-base reactions is a development of the "hydrogen theory of acids". It was used to provide a modern definition of acids and bases, and followed from Arrhenius's work with Friedrich Wilhelm Ostwald in establishing the presence of ions in aqueous solution in 1884. This led to Arrhenius receiving the Nobel Prize in Chemistry in 1903.

An Arrhenius acid is a compound that increases the concentration of H^+ ions that are present when added to water. These H^+ ions form the hydronium ion (H_3O^+) when they combine with water molecules. This process is represented in a chemical equation by adding H_2O to the reactants side.



In this reaction, hydrochloric acid (HCl) dissociates into hydrogen (H^+) and chlorine (Cl^-) ions when dissolved in water, thereby releasing H^+ ions into solution. Formation of the hydronium ion equation:



The Arrhenius definitions of acidity and alkalinity are restricted to aqueous solutions and refer to the concentration of the solvated ions. Under this definition, pure H_2SO_4 or HCl dissolved in toluene are not acidic, despite the fact that both of these acids will donate a proton to toluene. In addition, under the Arrhenius definition, a solution of sodium amide ($NaNH_2$) in liquid ammonia is not alkaline, despite the fact that the amide ion (NH_2^-) will readily deprotonate ammonia. Thus, the Arrhenius definition can only describe acids and bases in an aqueous environment.

Limitation of the Arrhenius Definition of Acids and Bases

The Arrhenius definition can **only** describe acids and bases in an aqueous environment.

In chemistry, acids and bases have been defined differently by three sets of theories: One is the Arrhenius definition defined above, which revolves around the idea that acids are substances that ionize (break off) in an aqueous solution to produce hydrogen (H^+) ions while bases produce hydroxide (OH^-) ions in solution. The other two definitions are discussed in detail later in the chapter and include the Brønsted-Lowry definition that defines acids as substances that donate protons (H^+) whereas bases are substances that accept protons and the Lewis theory of acids and bases states that acids are electron pair acceptors while bases are electron pair donors.

Contributors and Attributions

- Anonymous

1.1: The Nature of Acids and Bases is shared under a [CC BY-NC-SA 4.0](#) license and was authored, remixed, and/or curated by LibreTexts.

- [16.1: Acids and Bases - A Brief Review](#) is licensed [CC BY-NC-SA 3.0](#).

1.2: Definitions of Acids and Bases

Learning Objectives

- Identify acids, bases, and conjugate acid-base pairs according to the Brønsted-Lowry definition
- Write equations for acid and base ionization reactions
- Use the ion-product constant for water to calculate hydronium and hydroxide ion concentrations
- Describe the acid-base behavior of amphiprotic substances

Acids and bases have been known for a long time. When Robert Boyle characterized them in 1680, he noted that acids dissolve many substances, change the color of certain natural dyes (for example, they change litmus from blue to red), and lose these characteristic properties after coming into contact with alkalis (bases). In the eighteenth century, it was recognized that acids have a sour taste, react with limestone to liberate a gaseous substance (now known to be CO_2), and interact with alkalis to form neutral substances. In 1815, Humphry Davy contributed greatly to the development of the modern acid-base concept by demonstrating that hydrogen is the essential constituent of acids. Around that same time, Joseph Louis Gay-Lussac concluded that acids are substances that can neutralize bases and that these two classes of substances can be defined only in terms of each other. The significance of hydrogen was reemphasized in 1884 when Svante Arrhenius defined an acid as a compound that dissolves in water to yield hydrogen cations (now recognized to be hydronium ions) and a base as a compound that dissolves in water to yield hydroxide anions.

Previously, we defined acids and bases as Arrhenius did: An acid is a compound that dissolves in water to yield hydronium ions (H_3O^+) and a base as a compound that dissolves in water to yield hydroxide ions (OH^-). This definition is not wrong; it is simply limited. We extended the definition of an acid or a base using the more general definition proposed in 1923 by the Danish chemist Johannes Brønsted and the English chemist Thomas Lowry. Their definition centers on the proton, H^+ . A proton is what remains when a normal hydrogen atom, ^1_1H , loses an electron. A compound that donates a proton to another compound is called a Brønsted-Lowry acid, and a compound that accepts a proton is called a Brønsted-Lowry base. An acid-base reaction is the transfer of a proton from a proton donor (acid) to a proton acceptor (base). In a subsequent chapter of this text we will introduce the most general model of acid-base behavior introduced by the American chemist G. N. Lewis.

Acids may be compounds such as HCl or H_2SO_4 , organic acids like acetic acid (CH_3COOH) or ascorbic acid (vitamin C), or H_2O . Anions (such as HSO_4^- , H_2PO_4^- , HS^- , and HCO_3^-) and cations (such as H_3O^+ , NH_4^+ , and $[\text{Al}(\text{H}_2\text{O})_6]^{3+}$) may also act as acids. Bases fall into the same three categories. Bases may be neutral molecules (such as H_2O , NH_3 , and CH_3NH_2), anions (such as OH^- , HS^- , HCO_3^- , CO_3^{2-} , F^- , and PO_4^{3-}), or cations (such as $[\text{Al}(\text{H}_2\text{O})_5\text{OH}]^{2+}$). The most familiar bases are ionic compounds such as NaOH and $\text{Ca}(\text{OH})_2$, which contain the hydroxide ion, OH^- . The hydroxide ion in these compounds accepts a proton from acids to form water:



We call the product that remains after an acid donates a proton the **conjugate base** of the acid. This species is a base because it can accept a proton (to re-form the acid):



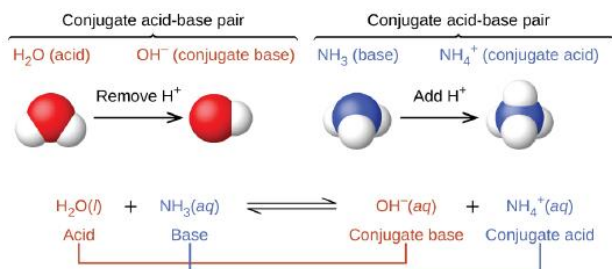
We call the product that results when a base accepts a proton the base's **conjugate acid**. This species is an acid because it can give up a proton (and thus re-form the base):





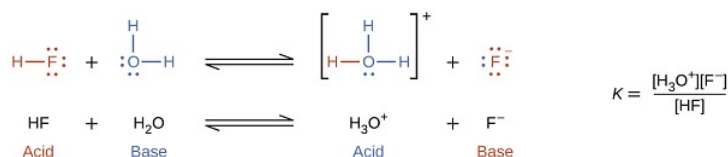
$\text{F}^- + \text{H}^+ \rightleftharpoons \text{HF}$

In these two sets of equations, the behaviors of acids as proton donors and bases as proton acceptors are represented in isolation. In reality, all acid-base reactions involve the transfer of protons between acids and bases. For example, consider the acid-base reaction that takes place when ammonia is dissolved in water. A water molecule (functioning as an acid) transfers a proton to an ammonia molecule (functioning as a base), yielding the conjugate base of water, OH^- , and the conjugate acid of ammonia, NH_4^+ :



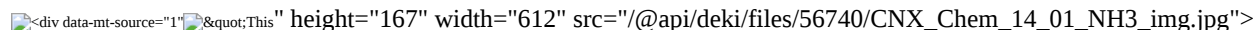
A conjugate acid base pair is when we remove a H^+ from the acid to get the conjugate base. Another conjugate acid base pair is when we add H^+ to a base to get a conjugate acid. In a reaction: the acid and base are the reactants and the products are the conjugate base and conjugate acid.

The reaction between a Brønsted-Lowry acid and water is called acid ionization. For example, when hydrogen fluoride dissolves in water and ionizes, protons are transferred from hydrogen fluoride molecules to water molecules, yielding hydronium ions and fluoride ions:

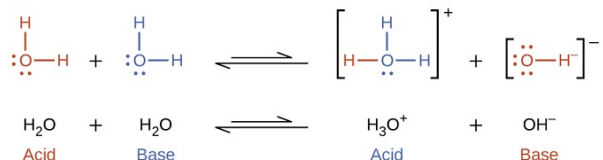


In this reaction HF is treated as the acid and water is treated as the base. The products are H_3O^+ and F^- . H_3O^+ is the acid and F^- is the base.

When we add a base to water, a base ionization reaction occurs in which protons are transferred from water molecules to base molecules. For example, adding pyridine to water yields hydroxide ions and pyridinium ions:



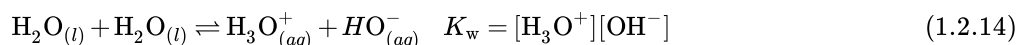
Notice that both these ionization reactions are represented as equilibrium processes. The relative extent to which these acid and base ionization reactions proceed is an important topic treated in a later section of this chapter. In the preceding paragraphs we saw that water can function as either an acid or a base, depending on the nature of the solute dissolved in it. In fact, in pure water or in any aqueous solution, water acts both as an acid and a base. A very small fraction of water molecules donate protons to other water molecules to form hydronium ions and hydroxide ions:



Here we have 2 water molecules reacting together. One water molecule is an acid while the second water molecule acts as a base. For the products, we get H_3O^+ and OH^- . H_3O^+ is the acid and OH^- is the base.

This type of reaction, in which a substance ionizes when one molecule of the substance reacts with another molecule of the same substance, is referred to as **autoionization**. Pure water undergoes autoionization to a very slight extent. Only about two out of

every 10^9 molecules in a sample of pure water are ionized at 25 °C. The equilibrium constant for the ionization of water is called the ion-product constant for water (K_w):



The slight ionization of pure water is reflected in the small value of the equilibrium constant; at 25 °C, K_w has a value of 1.0×10^{-14} . The process is endothermic, and so the extent of ionization and the resulting concentrations of hydronium ion and hydroxide ion increase with temperature. For example, at 100 °C, the value for K_w is approximately 5.1×10^{-13} , roughly 100-times larger than the value at 25 °C.



A Video Discussing Conjugate Acid-Base Pairs: [Conjugate Acid-Base Pairs](#) [youtu.be]

✓ Example 1.2.1: Ion Concentrations in Pure Water

What are the hydronium ion concentration and the hydroxide ion concentration in pure water at 25 °C?

Solution

The autoionization of water yields the same number of hydronium and hydroxide ions. Therefore, in pure water, $[\text{H}_3\text{O}^+] = [\text{OH}^-]$. At 25 °C:

$$K_w = [\text{H}_3\text{O}^+][\text{OH}^-] = [\text{H}_3\text{O}^+]^2 = [\text{OH}^-]^2 = 1.0 \times 10^{-14}$$

So:

$$[\text{H}_3\text{O}^+] = [\text{OH}^-] = \sqrt{1.0 \times 10^{-14}} = 1.0 \times 10^{-7} \text{ M}$$

The hydronium ion concentration and the hydroxide ion concentration are the same, and we find that both equal $1.0 \times 10^{-7} \text{ M}$.

? Exercise 1.2.1

The ion product of water at 80 °C is 2.4×10^{-13} . What are the concentrations of hydronium and hydroxide ions in pure water at 80 °C?

Answer

$$[\text{H}_3\text{O}^+] = [\text{OH}^-] = 4.9 \times 10^{-7} \text{ M}$$

It is important to realize that the autoionization equilibrium for water is established in all aqueous solutions. Adding an acid or base to water will not change the position of the equilibrium determined by the autoionization reaction but it does shift the relative concentrations of $[\text{OH}^-]$ and $[\text{H}_3\text{O}^+]$. Example 16.2.2 demonstrates the quantitative aspects of this relation between hydronium and hydroxide ion concentrations.



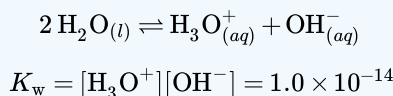
A Video Describing the Self-Ionization of Water (K_w): [Self-Ionization of Water \(\$K_w\$ \)](#) [youtu.be]

✓ Example 1.2.2: The Inverse Proportionality of $[\text{H}_3\text{O}^+]$ and $[\text{OH}^-]$

A solution of carbon dioxide in water has a hydronium ion concentration of $2.0 \times 10^{-6} \text{ M}$. What is the concentration of hydroxide ion at 25°C ?

Solution

We know the value of the ion-product constant for water at 25°C :



Thus, we can calculate the missing equilibrium concentration.

Rearrangement of the K_w expression yields that $[\text{OH}^-]$ is directly proportional to the inverse of $[\text{H}_3\text{O}^+]$:

$$[\text{OH}^-] = \frac{K_w}{[\text{H}_3\text{O}^+]} = \frac{1.0 \times 10^{-14}}{2.0 \times 10^{-6}} = 5.0 \times 10^{-9}$$

The hydroxide ion concentration in water is reduced to $5.0 \times 10^{-9} \text{ M}$ as the hydrogen ion concentration increases to $2.0 \times 10^{-6} \text{ M}$. This is expected from Le Chatelier's principle; the autoionization reaction shifts to the left to reduce the stress of the increased hydronium ion concentration and the $[\text{OH}^-]$ is reduced relative to that in pure water.

A check of these concentrations confirms that our arithmetic is correct:

$$K_w = [\text{H}_3\text{O}^+][\text{OH}^-] = (2.0 \times 10^{-6})(5.0 \times 10^{-9}) = 1.0 \times 10^{-14}$$

? Exercise 1.2.2

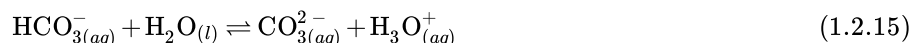
What is the hydronium ion concentration in an aqueous solution with a hydroxide ion concentration of 0.001 M at 25°C ?

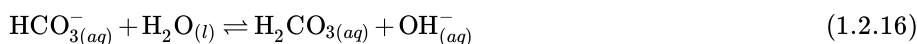
Answer

$$[\text{H}_3\text{O}^+] = 1 \times 10^{-11} \text{ M}$$

Amphiprotic Species

Like water, many molecules and ions may either gain or lose a proton under the appropriate conditions. Such species are said to be amphiprotic. Another term used to describe such species is amphoteric, which is a more general term for a species that may act either as an acid or a base by any definition (not just the Brønsted-Lowry one). Consider for example the bicarbonate ion, which may either donate or accept a proton as shown here:





✓ Example 1.2.3: The Acid-Base Behavior of an Amphoteric Substance

Write separate equations representing the reaction of HSO_3^-

- as an acid with OH^-
- as a base with HI

Solution

- $\text{HSO}_3^-(aq) + \text{OH}^-(aq) \rightleftharpoons \text{SO}_3^{2-}(aq) + \text{H}_2\text{O}(l)$
- $\text{HSO}_3^-(aq) + \text{HI}(aq) \rightleftharpoons \text{H}_2\text{SO}_3(aq) + \text{I}^-(aq)$

? Example 1.2.4

Write separate equations representing the reaction of H_2PO_4^-

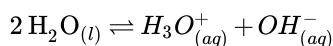
- as a base with HBr
- as an acid with OH^-

Answer

- $\text{H}_2\text{PO}_4^-(aq) + \text{HBr}(aq) \rightleftharpoons \text{H}_3\text{PO}_4(aq) + \text{Br}^-(aq)$
- $\text{H}_2\text{PO}_4^-(aq) + \text{OH}^-(aq) \rightleftharpoons \text{HPO}_4^{2-}(aq) + \text{H}_2\text{O}(l)$

Summary

A compound that can donate a proton (a hydrogen ion) to another compound is called a Brønsted-Lowry acid. The compound that accepts the proton is called a Brønsted-Lowry base. The species remaining after a Brønsted-Lowry acid has lost a proton is the conjugate base of the acid. The species formed when a Brønsted-Lowry base gains a proton is the conjugate acid of the base. Thus, an acid-base reaction occurs when a proton is transferred from an acid to a base, with formation of the conjugate base of the reactant acid and formation of the conjugate acid of the reactant base. Amphiprotic species can act as both proton donors and proton acceptors. Water is the most important amphiprotic species. It can form both the hydronium ion, H_3O^+ , and the hydroxide ion, OH^- when it undergoes autoionization:



The ion product of water, K_w is the equilibrium constant for the autoionization reaction:

$$K_w = [\text{H}_3\text{O}^+][\text{OH}^-] = 1.0 \times 10^{-14} \text{ at } 25^\circ\text{C}$$

Key Equations

$$K_w = [\text{H}_3\text{O}^+][\text{OH}^-] = 1.0 \times 10^{-14} \text{ (at } 25^\circ\text{C)}$$

Glossary

acid ionization

reaction involving the transfer of a proton from an acid to water, yielding hydronium ions and the conjugate base of the acid

amphiprotic

species that may either gain or lose a proton in a reaction

amphoteric

species that can act as either an acid or a base

autoionization

reaction between identical species yielding ionic products; for water, this reaction involves transfer of protons to yield hydronium and hydroxide ions

base ionization

reaction involving the transfer of a proton from water to a base, yielding hydroxide ions and the conjugate acid of the base

Brønsted-Lowry acid

proton donor

Brønsted-Lowry base

proton acceptor

conjugate acid

substance formed when a base gains a proton

conjugate base

substance formed when an acid loses a proton

ion-product constant for water (K_w)

equilibrium constant for the autoionization of water

Contributors and Attributions

- Paul Flowers (University of North Carolina - Pembroke), Klaus Theopold (University of Delaware) and Richard Langley (Stephen F. Austin State University) with contributing authors. Textbook content produced by OpenStax College is licensed under a [Creative Commons Attribution License 4.0](https://creativecommons.org/licenses/by-nc-sa/4.0/) license. Download for free at <http://cnx.org/contents/85abf193-2bd...a7ac8df6@9.110>).

1.2: Definitions of Acids and Bases is shared under a [CC BY-NC-SA 4.0](https://creativecommons.org/licenses/by-nc-sa/4.0/) license and was authored, remixed, and/or curated by LibreTexts.

- 16.2: Brønsted-Lowry Acids and Bases is licensed [CC BY-NC-SA 3.0](https://creativecommons.org/licenses/by-nc-sa/3.0/).

1.3: Acid Strength and the Acid Dissociation Constant (K_a)

Learning Objectives

- To know the relationship between acid or base strength and the magnitude of K_a , K_b , pK_a , and pK_b .
- To understand the leveling effect.

The magnitude of the equilibrium constant for an ionization reaction can be used to determine the relative strengths of acids and bases. For example, the general equation for the ionization of a weak acid in water, where HA is the parent acid and A^- is its conjugate base, is as follows:



The equilibrium constant for this dissociation is as follows:

$$K = \frac{[H_3O^+][A^-]}{[H_2O][HA]} \quad (1.3.2)$$

As we noted earlier, because water is the solvent, it has an activity equal to 1, so the $[H_2O]$ term in Equation 1.3.2 is actually the a_{H_2O} , which is equal to 1.

Again, for simplicity, H_3O^+ can be written as H^+ in Equation 1.3.3.



Keep in mind, though, that free H^+ does not exist in aqueous solutions and that a proton is transferred to H_2O in all acid ionization reactions to form hydronium ions, H_3O^+ . The larger the K_a , the stronger the acid and the higher the H^+ concentration at equilibrium. Like all equilibrium constants, acid–base ionization constants are actually measured in terms of the activities of H^+ or OH^- , thus making them unitless. The values of K_a for a number of common acids are given in Table 1.3.1.

Table 1.3.1: Values of K_a , pK_a , K_b , and pK_b for Selected Acids (HA and Their Conjugate Bases (A^-))

Acid	HA	K_a	pK_a	A^-	K_b	pK_b
hydroiodic acid	HI	2×10^9	-9.3	I^-	5.5×10^{-24}	23.26
sulfuric acid (1)*	H_2SO_4	1×10^2	-2.0	HSO_4^-	1×10^{-16}	16.0
nitric acid	HNO_3	2.3×10^1	-1.37	NO_3^-	4.3×10^{-16}	15.37
hydronium ion	H_3O^+	1.0	0.00	H_2O	1.0×10^{-14}	14.00
sulfuric acid (2)*	HSO_4^-	1.0×10^{-2}	1.99	SO_4^{2-}	9.8×10^{-13}	12.01
hydrofluoric acid	HF	6.3×10^{-4}	3.20	F^-	1.6×10^{-11}	10.80
nitrous acid	HNO_2	5.6×10^{-4}	3.25	NO_2^-	1.8×10^{-11}	10.75
formic acid	HCO_2H	1.78×10^{-4}	3.750	HCO_2^-	5.6×10^{-11}	10.25
benzoic acid	$C_6H_5CO_2H$	6.3×10^{-5}	4.20	$C_6H_5CO_2^-$	1.6×10^{-10}	9.80
acetic acid	CH_3CO_2H	1.7×10^{-5}	4.76	$CH_3CO_2^-$	5.8×10^{-10}	9.24
pyridinium ion	$C_5H_5NH^+$	5.9×10^{-6}	5.23	C_5H_5N	1.7×10^{-9}	8.77
hypochlorous acid	HOCl	4.0×10^{-8}	7.40	OCl^-	2.5×10^{-7}	6.60
hydrocyanic acid	HCN	6.2×10^{-10}	9.21	CN^-	1.6×10^{-5}	4.79
ammonium ion	NH_4^+	5.6×10^{-10}	9.25	NH_3	1.8×10^{-5}	4.75
water	H_2O	1.0×10^{-14}	14.00	OH^-	1.00	0.00
acetylene	C_2H_2	1×10^{-26}	26.0	HC_2^-	1×10^{12}	-12.0

*The number in parentheses indicates the ionization step referred to for a polyprotic acid.

Acid	HA	K_a	pK_a	A^-	K_b	pK_b
ammonia	NH_3	1×10^{-35}	35.0	NH_2^-	1×10^{21}	-21.0

*The number in parentheses indicates the ionization step referred to for a polyprotic acid.

Weak bases react with water to produce the hydroxide ion, as shown in the following general equation, where B is the parent base and BH^+ is its conjugate acid:



The equilibrium constant for this reaction is the base ionization constant (K_b), also called the base dissociation constant:

$$K_b = \frac{[BH^+][OH^-]}{[B]} \quad (1.3.5)$$



Once again, the activity of water has a value of 1, so water does not appear in the equilibrium constant expression. The larger the K_b , the stronger the base and the higher the OH^- concentration at equilibrium. The values of K_b for a number of common weak bases are given in Table 1.3.2.

Table 1.3.2: Values of K_b , pK_b , K_a , and pK_a for Selected Weak Bases (B) and Their Conjugate Acids (BH^+)

Base	B	K_b	pK_b	BH^+	K_a	pK_a
hydroxide ion	OH^-	1.0	0.00*	H_2O	1.0×10^{-14}	14.00
phosphate ion	PO_4^{3-}	2.1×10^{-2}	1.68	HPO_4^{2-}	4.8×10^{-13}	12.32
dimethylamine	$(CH_3)_2NH$	5.4×10^{-4}	3.27	$(CH_3)_2NH_2^+$	1.9×10^{-11}	10.73
methylamine	CH_3NH_2	4.6×10^{-4}	3.34	$CH_3NH_3^+$	2.2×10^{-11}	10.66
trimethylamine	$(CH_3)_3N$	6.3×10^{-5}	4.20	$(CH_3)_3NH^+$	1.6×10^{-10}	9.80
ammonia	NH_3	1.8×10^{-5}	4.75	NH_4^+	5.6×10^{-10}	9.25
pyridine	C_5H_5N	1.7×10^{-9}	8.77	$C_5H_5NH^+$	5.9×10^{-6}	5.23
aniline	$C_6H_5NH_2$	7.4×10^{-10}	9.13	$C_6H_5NH_3^+$	1.3×10^{-5}	4.87
water	H_2O	1.0×10^{-14}	14.00	H_3O^+	1.0*	0.00

*As in Table 1.3.1.

There is a simple relationship between the magnitude of K_a for an acid and K_b for its conjugate base. Consider, for example, the ionization of hydrocyanic acid (HCN) in water to produce an acidic solution, and the reaction of CN^- with water to produce a basic solution:



The equilibrium constant expression for the ionization of HCN is as follows:

$$K_a = \frac{[H^+][CN^-]}{[HCN]} \quad (1.3.8)$$

The corresponding expression for the reaction of cyanide with water is as follows:

$$K_b = \frac{[OH^-][HCN]}{[CN^-]} \quad (1.3.9)$$

If we add Equations 1.3.6 and 1.3.7, we obtain the following:

add Equations 1.3.6 and 1.3.7, we obtain

Reaction	Equilibrium Constants
----------	-----------------------

Reaction	Equilibrium Constants
$\text{HCN}_{(aq)} \rightleftharpoons \text{H}_{(aq)}^+ + \text{CN}_{(aq)}^-$	$K_a = [\text{H}^+] [\text{CN}^-] / [\text{HCN}]$
$\text{CN}_{(aq)}^- + \text{H}_2\text{O}_{(l)} \rightleftharpoons \text{OH}_{(aq)}^- + \text{HCN}_{(aq)}$	$K_b = [\text{OH}^-] [\text{HCN}] / [\text{CN}^-]$
$\text{H}_2\text{O}_{(l)} \rightleftharpoons \text{H}_{(aq)}^+ + \text{OH}_{(aq)}^-$	$K = K_a \times K_b = [\text{H}^+][\text{OH}^-]$

In this case, the sum of the reactions described by K_a and K_b is the equation for the autoionization of water, and the product of the two equilibrium constants is K_w :

$$K_a K_b = K_w \quad (1.3.10)$$

Thus if we know either K_a for an acid or K_b for its conjugate base, we can calculate the other equilibrium constant for any conjugate acid–base pair.

Just as with pH , pOH , and pK_w , we can use negative logarithms to avoid exponential notation in writing acid and base ionization constants, by defining pK_a as follows:

$$pK_a = -\log_{10} K_a \quad (1.3.11)$$

$$K_a = 10^{-pK_a} \quad (1.3.12)$$

and pK_b as

$$pK_b = -\log_{10} K_b \quad (1.3.13)$$

$$K_b = 10^{-pK_b} \quad (1.3.14)$$

Similarly, Equation 1.3.10, which expresses the relationship between K_a and K_b , can be written in logarithmic form as follows:

$$pK_a + pK_b = pK_w \quad (1.3.15)$$

At 25 °C, this becomes

$$pK_a + pK_b = 14.00 \quad (1.3.16)$$

The values of pK_a and pK_b are given for several common acids and bases in Tables 1.3.1 and 1.3.2, respectively, and a more extensive set of data is provided in Tables E1 and E2. Because of the use of negative logarithms, smaller values of pK_a correspond to larger acid ionization constants and hence stronger acids. For example, nitrous acid (HNO_2), with a pK_a of 3.25, is about a million times stronger acid than hydrocyanic acid (HCN), with a pK_a of 9.21. Conversely, smaller values of pK_b correspond to larger base ionization constants and hence stronger bases.

ACID		BASE	
negligible	OH^-	O^{2-}	strong
	HS^-	S^{2-}	
weak	H_2O	OH^-	weak
	HPO_4^{2-}	PO_4^{3-}	
	HCO_3^-	CO_3^{2-}	
	NH_4^+	NH_3	
	HCN	CN^-	
	H_2PO_4^-	HPO_4^{2-}	
	HSO_3^-	SO_3^{2-}	
	H_2S	HS^-	
	H_2CO_3	HCO_3^-	
	$\text{C}_5\text{H}_5\text{NH}^+$	$\text{C}_5\text{H}_5\text{N}$	
	$\text{CH}_3\text{CO}_2\text{H}$	CH_3CO_2^-	
	HF	F^-	
	H_3PO_4	H_2PO_4^-	
	H_2SO_3	HSO_3^-	
strong	HSO_4^-	SO_4^{2-}	negligible
	H_3O^+	H_2O	
	HNO_3	NO_3^-	
	H_2SO_4	HSO_4^-	
	HCl	Cl^-	
	HBr	Br^-	

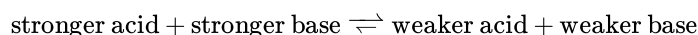
Figure 1.3.1: The Relative Strengths of Some Common Conjugate Acid–Base Pairs. The strongest acids are at the bottom left, and the strongest bases are at the top right. The conjugate base of a strong acid is a very weak base, and, conversely, the conjugate acid of a strong base is a very weak acid.

Strong acids are H_3O^+ , HNO_3 , H_2SO_4 , HCl , and HBr . Negligible acids are HS^- and OH^- . Strong bases are O^{2-} , S^{2-} . Negligible bases are NO_3^- , HSO_4^- , Cl^- , and Br^- .

The relative strengths of some common acids and their conjugate bases are shown graphically in Figure 1.3.1. The conjugate acid–base pairs are listed in order (from top to bottom) of increasing acid strength, which corresponds to decreasing values of pK_a . This order corresponds to decreasing strength of the conjugate base or increasing values of pK_b . At the bottom left of Figure 1.3.2 are the common strong acids; at the top right are the most common strong bases. Notice the inverse relationship between the strength of the parent acid and the strength of the conjugate base. Thus the conjugate base of a strong acid is a very weak base, and the conjugate base of a very weak acid is a strong base.


The conjugate base of a strong acid is a weak base and vice versa.

We can use the relative strengths of acids and bases to predict the direction of an acid–base reaction by following a single rule: an acid–base equilibrium always favors the side with the weaker acid and base, as indicated by these arrows:

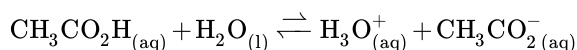


In an acid–base reaction, the proton always reacts with the stronger base.

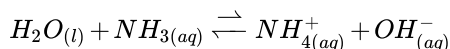
For example, hydrochloric acid is a strong acid that ionizes essentially completely in dilute aqueous solution to produce H_3O^+ and Cl^- ; only negligible amounts of HCl molecules remain undissociated. Hence the ionization equilibrium lies virtually all the way to the right, as represented by a single arrow:



In contrast, acetic acid is a weak acid, and water is a weak base. Consequently, aqueous solutions of acetic acid contain mostly acetic acid molecules in equilibrium with a small concentration of H_3O^+ and acetate ions, and the ionization equilibrium lies far to the left, as represented by these arrows:



Similarly, in the reaction of ammonia with water, the hydroxide ion is a strong base, and ammonia is a weak base, whereas the ammonium ion is a stronger acid than water. Hence this equilibrium also lies to the left:



All acid–base equilibria favor the side with the weaker acid and base. Thus the proton is bound to the stronger base.

✓ Example 1.3.1: Butyrate and Dimethylammonium Ions

- Calculate K_b and pK_b of the butyrate ion ($\text{CH}_3\text{CH}_2\text{CH}_2\text{CO}_2^-$). The pK_a of butyric acid at 25°C is 4.83. Butyric acid is responsible for the foul smell of rancid butter.
- Calculate K_a and pK_a of the dimethylammonium ion ($(\text{CH}_3)_2\text{NH}_2^+$). The base ionization constant K_b of dimethylamine ($(\text{CH}_3)_2\text{NH}$) is 5.4×10^{-4} at 25°C.

Given: pK_a and K_b

Asked for: corresponding K_b and pK_b , K_a and pK_a

Strategy:

The constants K_a and K_b are related as shown in Equation 1.3.10. The pK_a and pK_b for an acid and its conjugate base are related as shown in Equations 1.3.15 and 1.3.16. Use the relationships $pK = -\log K$ and $K = 10^{-pK}$ (Equations 1.3.11 and 1.3.13) to convert between K_a and pK_a or K_b and pK_b .

Solution:

We are given the pK_a for butyric acid and asked to calculate the K_b and the pK_b for its conjugate base, the butyrate ion. Because the pK_a value cited is for a temperature of 25°C, we can use Equation 1.3.16: $pK_a + pK_b = pK_w = 14.00$. Substituting the pK_a and solving for the pK_b ,

$$4.83 + pK_b = 14.00$$

$$pK_b = 14.00 - 4.83 = 9.17$$

Because $pK_b = -\log K_b$, K_b is $10^{-9.17} = 6.8 \times 10^{-10}$.

In this case, we are given K_b for a base (dimethylamine) and asked to calculate K_a and pK_a for its conjugate acid, the dimethylammonium ion. Because the initial quantity given is K_b rather than pK_b , we can use Equation 1.3.10: $K_a K_b = K_w$. Substituting the values of K_b and K_w at 25°C and solving for K_a ,

$$K_a(5.4 \times 10^{-4}) = 1.01 \times 10^{-14}$$

$$K_a = 1.9 \times 10^{-11}$$

Because $pK_a = -\log K_a$, we have $pK_a = -\log(1.9 \times 10^{-11}) = 10.72$. We could also have converted K_b to pK_b to obtain the same answer:

$$pK_b = -\log(5.4 \times 10^{-4}) = 3.27$$

$$pK_a + pK_b = 14.00$$

$$pK_a = 10.73$$

$$K_a = 10^{-pK_a} = 10^{-10.73} = 1.9 \times 10^{-11}$$

If we are given any one of these four quantities for an acid or a base (K_a , pK_a , K_b , or pK_b), we can calculate the other three.

? Exercise 1.3.1: Lactic Acid

Lactic acid ($CH_3CH(OH)CO_2H$) is responsible for the pungent taste and smell of sour milk; it is also thought to produce soreness in fatigued muscles. Its pK_a is 3.86 at 25°C. Calculate K_a for lactic acid and pK_b and K_b for the lactate ion.

Answer

- $K_a = 1.4 \times 10^{-4}$ for lactic acid;
- $pK_b = 10.14$ and
- $K_b = 7.2 \times 10^{-11}$ for the lactate ion



A Video Calculating pH in Strong Acid or Strong Base Solutions: [Calculating pH in Strong Acid or Strong Base Solutions](https://youtu.be/) [youtu.be]

Solutions of Strong Acids and Bases: The Leveling Effect

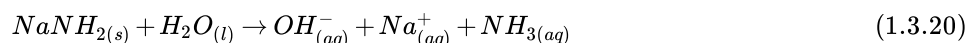
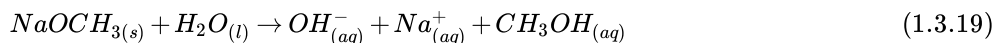
You will notice in Table 1.3.1 that acids like H_2SO_4 and HNO_3 lie above the hydronium ion, meaning that they have pK_a values less than zero and are stronger acids than the H_3O^+ ion. Recall from Chapter 4 that the acidic proton in virtually all oxoacids is bonded to one of the oxygen atoms of the oxoanion. Thus nitric acid should properly be written as $HONO_2$. Unfortunately, however, the formulas of oxoacids are almost always written with hydrogen on the left and oxygen on the right, giving HNO_3 instead. In fact, all six of the common strong acids that we first encountered in Chapter 4 have pK_a values less than zero, which means that they have a greater tendency to lose a proton than does the H_3O^+ ion. Conversely, the conjugate bases of these strong acids are weaker bases than water. Consequently, the proton-transfer equilibria for these strong acids lie far to the right, and adding any of the common strong acids to water results in an essentially stoichiometric reaction of the acid with water to form a solution of the H_3O^+ ion and the conjugate base of the acid.

Although K_a for HI is about 108 greater than K_a for HNO_3 , the reaction of either HI or HNO_3 with water gives an essentially stoichiometric solution of H_3O^+ and I^- or NO_3^- . In fact, a 0.1 M aqueous solution of any strong acid actually contains 0.1 M H_3O^+ , regardless of the identity of the strong acid. This phenomenon is called the leveling effect: any species that is a stronger acid than the conjugate acid of water (H_3O^+) is leveled to the strength of H_3O^+ in aqueous solution because H_3O^+ is the strongest acid that can exist in equilibrium with water. Consequently, it is impossible to distinguish between the strengths of acids such as HI and HNO_3 in aqueous solution, and an alternative approach must be used to determine their relative acid strengths.

One method is to use a solvent such as anhydrous acetic acid. Because acetic acid is a stronger acid than water, it must also be a weaker base, with a lesser tendency to accept a proton than H_2O . Measurements of the conductivity of 0.1 M solutions of both HI and HNO_3 in acetic acid show that HI is completely dissociated, but HNO_3 is only partially dissociated and behaves like a weak acid in this solvent. This result clearly tells us that HI is a stronger acid than HNO_3 . The relative order of acid strengths and approximate K_a and pK_a values for the strong acids at the top of Table 1.3.1 were determined using measurements like this and different nonaqueous solvents.

In aqueous solutions, H_3O^+ is the strongest acid and OH^- is the strongest base that can exist in equilibrium with H_2O .

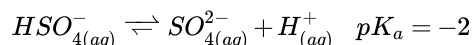
The leveling effect applies to solutions of strong bases as well: In aqueous solution, any base stronger than OH^- is leveled to the strength of OH^- because OH^- is the strongest base that can exist in equilibrium with water. Salts such as K_2O , NaOCH_3 (sodium methoxide), and NaNH_2 (sodamide, or sodium amide), whose anions are the conjugate bases of species that would lie below water in Table 1.3.2, are all strong bases that react essentially completely (and often violently) with water, accepting a proton to give a solution of OH^- and the corresponding cation:



Other examples that you may encounter are potassium hydride (KH) and organometallic compounds such as methyl lithium (CH_3Li).

Polyprotic Acids and Bases

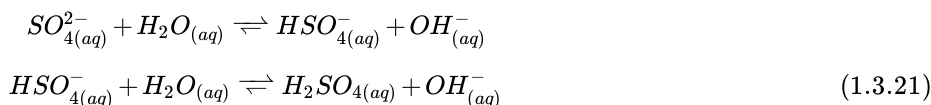
As you learned, polyprotic acids such as H_2SO_4 , H_3PO_4 , and H_2CO_3 contain more than one ionizable proton, and the protons are lost in a stepwise manner. The fully protonated species is always the strongest acid because it is easier to remove a proton from a neutral molecule than from a negatively charged ion. Thus acid strength decreases with the loss of subsequent protons, and, correspondingly, the pK_a increases. Consider H_2SO_4 , for example:



The equilibrium in the first reaction lies far to the right, consistent with H_2SO_4 being a strong acid. In contrast, in the second reaction, appreciable quantities of both HSO_4^- and SO_4^{2-} are present at equilibrium.

For a polyprotic acid, acid strength decreases and the pK_a increases with the sequential loss of each proton.

The hydrogen sulfate ion (HSO_4^-) is both the conjugate base of H_2SO_4 and the conjugate acid of SO_4^{2-} . Just like water, HSO_4^- can therefore act as either an acid or a base, depending on whether the other reactant is a stronger acid or a stronger base. Conversely, the sulfate ion (SO_4^{2-}) is a polyprotic base that is capable of accepting two protons in a stepwise manner:



Like any other conjugate acid–base pair, the strengths of the conjugate acids and bases are related by $pK_a + pK_b = pK_w$. Consider, for example, the $\text{HSO}_4^- / \text{SO}_4^{2-}$ conjugate acid–base pair. From Table 1.3.1, we see that the pK_a of HSO_4^- is 1.99. Hence the pK_b of SO_4^{2-} is $14.00 - 1.99 = 12.01$. Thus sulfate is a rather weak base, whereas OH^- is a strong base, so the equilibrium shown in Equation 1.3.21 lies to the left. The HSO_4^- ion is also a very weak base (pK_a of $\text{H}_2\text{SO}_4 = 2.0$, pK_b of $\text{HSO}_4^- = 14 - (-2.0) = 16$), which is consistent with what we expect for the conjugate base of a strong acid.

✓ Example 1.3.2

Predict whether the equilibrium for each reaction lies to the left or the right as written.

- $\text{NH}_{4(aq)}^+ + \text{PO}_{4(aq)}^{3-} \rightleftharpoons \text{NH}_{3(aq)} + \text{HPO}_{4(aq)}^{2-}$
- $\text{CH}_3\text{CH}_2\text{CO}_2\text{H}_{(aq)} + \text{CN}_{(aq)}^- \rightleftharpoons \text{CH}_3\text{CH}_2\text{CO}_2^-(aq) + \text{HCN}_{(aq)}$

Given: balanced chemical equation

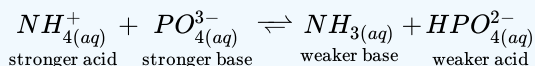
Asked for: equilibrium position

Strategy:

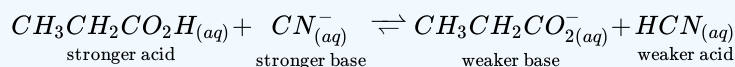
Identify the conjugate acid–base pairs in each reaction. Then refer to Tables 1.3.1 and 1.3.2 and Figure 1.3.2 to determine which is the stronger acid and base. Equilibrium **always** favors the formation of the weaker acid–base pair.

Solution:

The conjugate acid–base pairs are NH_4^+/NH_3 and HPO_4^{2-}/PO_4^{3-} . According to Tables 1.3.1 and 1.3.2, NH_4^+ is a stronger acid ($pK_a = 9.25$) than HPO_4^{2-} ($pK_a = 12.32$), and PO_4^{3-} is a stronger base ($pK_b = 1.68$) than NH_3 ($pK_b = 4.75$). The equilibrium will therefore lie to the right, favoring the formation of the weaker acid–base pair:



The conjugate acid–base pairs are $CH_3CH_2CO_2H/CH_3CH_2CO_2^-$ and HCN/CN^- . According to Table 1.3.1, HCN is a weak acid ($pK_a = 9.21$) and CN^- is a moderately weak base ($pK_b = 4.79$). Propionic acid ($CH_3CH_2CO_2H$) is not listed in Table 1.3.1, however. In a situation like this, the best approach is to look for a similar compound whose acid–base properties are listed. For example, propionic acid and acetic acid are identical except for the groups attached to the carbon atom of the carboxylic acid ($-CH_2CH_3$ versus $-CH_3$), so we might expect the two compounds to have similar acid–base properties. In particular, we would expect the pK_a of propionic acid to be similar in magnitude to the pK_a of acetic acid. (In fact, the pK_a of propionic acid is 4.87, compared to 4.76 for acetic acid, which makes propionic acid a slightly weaker acid than acetic acid.) Thus propionic acid should be a significantly stronger acid than HCN. Because the stronger acid forms the weaker conjugate base, we predict that cyanide will be a stronger base than propionate. The equilibrium will therefore lie to the right, favoring the formation of the weaker acid–base pair:



? Exercise 1.3.1

Predict whether the equilibrium for each reaction lies to the left or the right as written.

- $H_2O_{(l)} + HS_{(aq)}^- \rightleftharpoons OH_{(aq)}^- + H_2S_{(aq)}$
- $HCO_2^-(aq) + HSO_4^-(aq) \rightleftharpoons HCO_2H_{(aq)} + SO_4^{2-}(aq)$

Answer a

left

Answer b

left



A Video Discussing Polyprotic Acids: [Polyprotic Acids](https://youtu.be/) [youtu.be]

Summary

Acid–base reactions always contain two conjugate acid–base pairs. Each acid and each base has an associated ionization constant that corresponds to its acid or base strength. Two species that differ by only a proton constitute a conjugate acid–base pair. The magnitude of the equilibrium constant for an ionization reaction can be used to determine the relative strengths of acids and bases.

For an aqueous solution of a weak acid, the dissociation constant is called the acid ionization constant (K_a). Similarly, the equilibrium constant for the reaction of a weak base with water is the base ionization constant (K_b). For any conjugate acid–base pair, $K_a K_b = K_w$. Smaller values of pK_a correspond to larger acid ionization constants and hence stronger acids. Conversely, smaller values of pK_b correspond to larger base ionization constants and hence stronger bases. At 25°C, $pK_a + pK_b = 14.00$. Acid–base reactions always proceed in the direction that produces the weaker acid–base pair. No acid stronger than H_3O^+ and no base stronger than OH^- can exist in aqueous solution, leading to the phenomenon known as the leveling effect. Polyprotic acids (and bases) lose (and gain) protons in a stepwise manner, with the fully protonated species being the strongest acid and the fully deprotonated species the strongest base.

Key Equations

- Acid ionization constant:

$$K_a = \frac{[H_3O^+][A^-]}{[HA]}$$

- Base ionization constant:

$$K_b = \frac{[BH^+][OH^-]}{[B]}$$

- Relationship between K_a and K_b of a conjugate acid–base pair:

$$K_a K_b = K_w$$

- Definition of pK_a :

$$pK_a = -\log_{10} K_a$$
$$K_a = 10^{-pK_a}$$

- Definition of pK_b :

$$pK_b = -\log_{10} K_b$$
$$K_b = 10^{-pK_b}$$

- Relationship between pK_a and pK_b of a conjugate acid–base pair:

$$pK_a + pK_b = pK_w$$
$$pK_a + pK_b = 14.00 \text{ at } 25^\circ\text{C}$$

Contributors and Attributions

- Stephen Lower, Professor Emeritus ([Simon Fraser U.](#)) [Chem1 Virtual Textbook](#)

1.3: Acid Strength and the Acid Dissociation Constant (K_a) is shared under a [CC BY-NC-SA 4.0](#) license and was authored, remixed, and/or curated by LibreTexts.

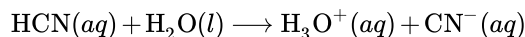
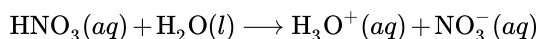
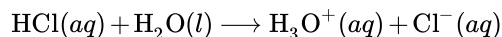
- 16.5: Strong Acids and Bases** is licensed [CC BY-NC-SA 3.0](#).

1.4: Polyprotic Acids

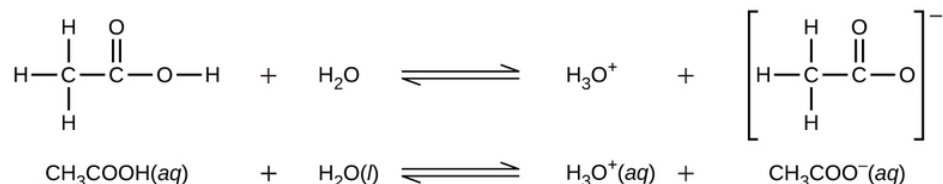
Learning Objectives

- Extend previously introduced equilibrium concepts to acids and bases that may donate or accept more than one proton

We can classify acids by the number of protons per molecule that they can give up in a reaction. Acids such as HCl , HNO_3 , and HCN that contain one ionizable hydrogen atom in each molecule are called monoprotic acids. Their reactions with water are:



Even though it contains four hydrogen atoms, acetic acid, $\text{CH}_3\text{CO}_2\text{H}$, is also monoprotic because only the hydrogen atom from the carboxyl group ($-\text{COOH}$) reacts with bases:



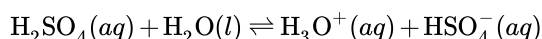
This image contains two equilibrium reactions. The first shows a C atom bonded to three H atoms and another C atom. The second C atom is double bonded to an O atom and also forms a single bond to another O atom. The second O atom is bonded to an H atom. There is a plus sign and then the molecular formula H_3O^+ . An equilibrium arrow follows the H_3O^+ . To the right of the arrow is H_3O^+ with a superscript positive sign. There is a plus sign. The final structure shows a C atom bonded the three H atoms and another C atom. This second C atom is double bonded to an O atom and single bonded to another O atom. The entire structure is in brackets and a superscript negative sign appears outside the brackets. The second reaction shows $\text{CH}_3\text{COOH}(aq)$ plus $\text{H}_2\text{O}(l)$ equilibrium arrow $\text{H}_3\text{O}^+(aq)$ plus $\text{CH}_3\text{COO}^-(aq)$.

Similarly, monoprotic bases are bases that will accept a single proton.

Diprotic Acids

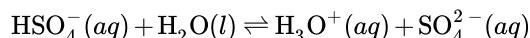
Diprotic acids contain two ionizable hydrogen atoms per molecule; ionization of such acids occurs in two steps. The first ionization always takes place to a greater extent than the second ionization. For example, sulfuric acid, a strong acid, ionizes as follows:

- The first ionization is**



with $K_{a1} > 10^2$; *complete dissociation*.

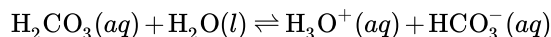
- The second ionization is**



with $K_{a2} = 1.2 \times 10^{-2}$.

This stepwise ionization process occurs for all polyprotic acids. When we make a solution of a weak diprotic acid, we get a solution that contains a mixture of acids. Carbonic acid, H_2CO_3 , is an example of a weak diprotic acid. The first ionization of carbonic acid yields hydronium ions and bicarbonate ions in small amounts.

- First Ionization**

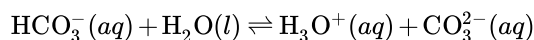


with

$$K_{\text{H}_2\text{CO}_3} = \frac{[\text{H}_3\text{O}^+][\text{HCO}_3^-]}{[\text{H}_2\text{CO}_3]} = 4.3 \times 10^{-7}$$

The bicarbonate ion can also act as an acid. It ionizes and forms hydronium ions and carbonate ions in even smaller quantities.

• **Second Ionization**



with

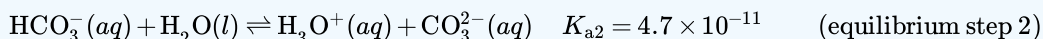
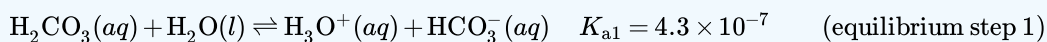
$$K_{\text{HCO}_3^-} = \frac{[\text{H}_3\text{O}^+][\text{CO}_3^{2-}]}{[\text{HCO}_3^-]} = 4.7 \times 10^{-11}$$

$K_{\text{H}_2\text{CO}_3}$ is larger than $K_{\text{HCO}_3^-}$ by a factor of 10^4 , so H_2CO_3 is the dominant producer of hydronium ion in the solution. This means that little of the HCO_3^- formed by the ionization of H_2CO_3 ionizes to give hydronium ions (and carbonate ions), and the concentrations of H_3O^+ and HCO_3^- are practically equal in a pure aqueous solution of H_2CO_3 .

If the first ionization constant of a weak diprotic acid is larger than the second by a factor of at least 20, it is appropriate to treat the first ionization separately and calculate concentrations resulting from it before calculating concentrations of species resulting from subsequent ionization. This can simplify our work considerably because we can determine the concentration of H_3O^+ and the conjugate base from the first ionization, then determine the concentration of the conjugate base of the second ionization in a solution with concentrations determined by the first ionization.

✓ **Example 1.4.1: Ionization of a Diprotic Acid**

When we buy soda water (carbonated water), we are buying a solution of carbon dioxide in water. The solution is acidic because CO_2 reacts with water to form carbonic acid, H_2CO_3 . What are $[\text{H}_3\text{O}^+]$, $[\text{HCO}_3^-]$, and $[\text{CO}_3^{2-}]$ in a saturated solution of CO_2 with an initial $[\text{H}_2\text{CO}_3] = 0.033 \text{ M}$?

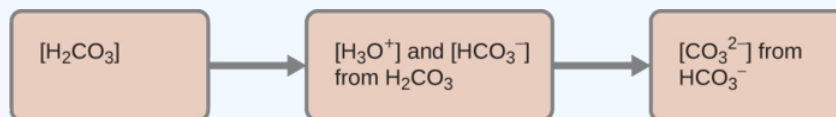


Solution

As indicated by the ionization constants, H_2CO_3 is a much stronger acid than HCO_3^- , so H_2CO_3 is the dominant producer of hydronium ion in solution. Thus there are two parts in the solution of this problem:

1. Using the customary four steps, we determine the concentration of H_3O^+ and HCO_3^- produced by ionization of H_2CO_3 .
2. Then we determine the concentration of CO_3^{2-} in a solution with the concentration of H_3O^+ and HCO_3^- determined in (1).

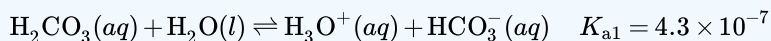
To summarize:



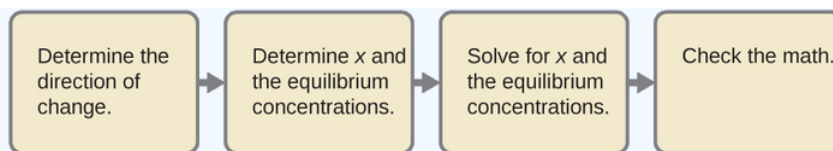
Four tan rectangles are shown that are connected with right pointing arrows. The first is labeled "left bracket H subscript 2 C O subscript 3 right bracket." The second is labeled "left bracket H subscript 3 O superscript plus right bracket and left bracket H C O subscript 3 superscript negative right bracket from H subscript 2 C O subscript 3." The third is labeled "left bracket C O subscript 3 superscript 2 negative right bracket from H C O subscript 3 superscript negative."

1. First Ionization: Determine the concentrations of H_3O^+ and HCO_3^- .

Since [equilibrium step 1](#) has a much bigger $K_{a1} = 4.3 \times 10^{-7}$ than $K_{a2} = 4.7 \times 10^{-11}$ for [equilibrium step 2](#), we can safely ignore the second ionization step and focus only on the first step (but address it in next part of problem).



As for the ionization of any other weak acid:



Four tan rectangles are shown that are connected with right pointing arrows. The first is labeled “Determine the direction of change.” The second is labeled “Determine x and the equilibrium concentrations.” The third is labeled “Solve for x and the equilibrium concentrations.” The fourth is labeled “Check the math.”

An abbreviated table of changes and concentrations shows:

Abbreviated table of changes and concentrations

ICE Table	$\text{H}_2\text{CO}_3(aq)$	$\text{H}_2\text{O}(l)$	$\text{H}_3\text{O}^+(aq)$	$\text{HCO}_3^-(aq)$
Initial (M)	0.033 M	-	0	0
Change (M)	$-x$	-	$+x$	$+x$
Equilibrium (M)	$0.033\text{ M} - x$	-	x	x

Substituting the equilibrium concentrations into the equilibrium constant gives us:

$$K_{\text{H}_2\text{CO}_3} = \frac{[\text{H}_3\text{O}^+][\text{HCO}_3^-]}{[\text{H}_2\text{CO}_3]} = \frac{(x)(x)}{0.033 - x} = 4.3 \times 10^{-7}$$

Solving the preceding equation making our standard assumptions gives:

$$x = 1.2 \times 10^{-4}$$

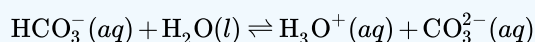
Thus:

$$[\text{H}_2\text{CO}_3] = 0.033\text{ M}$$

$$[\text{H}_3\text{O}^+] = [\text{HCO}_3^-] = 1.2 \times 10^{-4}\text{ M}$$

2. Second Ionization: Determine the concentration of CO_3^{2-} in a solution at equilibrium.

Since the [equilibrium step 1](#) has a much bigger K_a than [equilibrium step 2](#), we can the equilibrium conditions calculated from first part of example as the initial conditions for an ICER Table for the [equilibrium step 2](#):



ICER Table for the [equilibrium step 2](#):

ICE Table	$\text{HCO}_3^-(aq)$	$\text{H}_2\text{O}(l)$	$\text{H}_3\text{O}^+(aq)$	$\text{CO}_3^{2-}(aq)$
Initial (M)	$1.2 \times 10^{-4}\text{ M}$	-	$1.2 \times 10^{-4}\text{ M}$	0
Change (M)	$-y$	-	$+y$	$+y$
Equilibrium (M)	$1.2 \times 10^{-4}\text{ M} - y$	-	$1.2 \times 10^{-4}\text{ M} + y$	y

$$\begin{aligned}
 K_{\text{HCO}_3^-} &= \frac{[\text{H}_3\text{O}^+][\text{CO}_3^{2-}]}{[\text{HCO}_3^-]} \\
 &= \frac{(1.2 \times 10^{-4}\text{ M} + y)(y)}{(1.2 \times 10^{-4}\text{ M} - y)}
 \end{aligned}$$

To avoid solving a quadratic equation, we can assume $y \ll 1.2 \times 10^{-4}\text{ M}$ so

$$K_{\text{HCO}_3^-} = 4.7 \times 10^{-11} \approx \frac{(1.2 \times 10^{-4}\text{ M})(y)}{(1.2 \times 10^{-4}\text{ M})}$$

Rearranging to solve for y

$$y \approx \frac{(4.7 \times 10^{-11})(1.2 \times 10^{-4} M)}{1.2 \times 10^{-4} M}$$

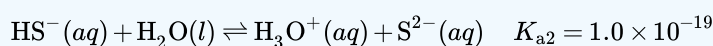
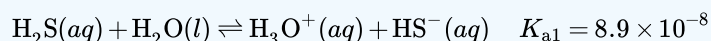
$$[\text{CO}_3^{2-}] = y \approx 4.7 \times 10^{-11}$$

To summarize:

In part 1 of this example, we found that the H_2CO_3 in a 0.033-M solution ionizes slightly and at equilibrium $[\text{H}_2\text{CO}_3] = 0.033 M$, $[\text{H}_3\text{O}^+] = 1.2 \times 10^{-4}$, and $[\text{HCO}_3^-] = 1.2 \times 10^{-4} M$. In part 2, we determined that $[\text{CO}_3^{2-}] = 5.6 \times 10^{-11} M$.

? Exercise 1.4.2: Hydrogen Sulfide

The concentration of H_2S in a saturated aqueous solution at room temperature is approximately 0.1 M. Calculate $[\text{H}_3\text{O}^+]$, $[\text{HS}^-]$, and $[\text{S}^{2-}]$ in the solution:



Answer

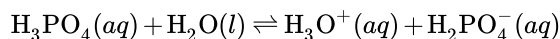
$$[\text{H}_2\text{S}] = 0.1 M, [\text{H}_3\text{O}^+] = [\text{HS}^-] = 0.0001 M, [\text{S}^{2-}] = 1 \times 10^{-19} M$$

We note that the concentration of the sulfide ion is the same as K_{a2} . This is due to the fact that each subsequent dissociation occurs to a lesser degree (as acid gets weaker).

Triprotic Acids

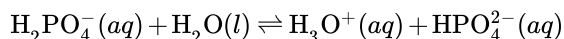
A triprotic acid is an acid that has three dissociable protons that undergo stepwise ionization: Phosphoric acid is a typical example:

- **The first ionization is**



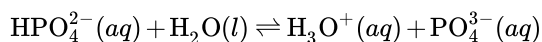
with $K_{a1} = 7.5 \times 10^{-3}$.

- **The second ionization is**



with $K_{a2} = 6.2 \times 10^{-8}$.

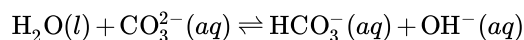
- **The third ionization is**



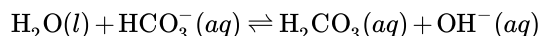
with $K_{a3} = 4.2 \times 10^{-13}$.

As with the diprotic acids, the differences in the ionization constants of these reactions tell us that in each successive step the degree of ionization is significantly weaker. This is a general characteristic of polyprotic acids and successive ionization constants often differ by a factor of about 10^5 to 10^6 . This set of three dissociation reactions may appear to make calculations of equilibrium concentrations in a solution of H_3PO_4 complicated. However, because the successive ionization constants differ by a factor of 10^5 to 10^6 , the calculations can be broken down into a series of parts similar to those for diprotic acids.

Polyprotic bases can accept more than one hydrogen ion in solution. The carbonate ion is an example of a diprotic base, since it can accept up to two protons. Solutions of alkali metal carbonates are quite alkaline, due to the reactions:



and



Summary

An acid that contains more than one ionizable proton is a polyprotic acid. The protons of these acids ionize in steps. The differences in the acid ionization constants for the successive ionizations of the protons in a polyprotic acid usually vary by roughly five orders of magnitude. As long as the difference between the successive values of K_a of the acid is greater than about a factor of 20, it is appropriate to break down the calculations of the concentrations of the ions in solution into a series of steps.

Glossary

diprotic acid

acid containing two ionizable hydrogen atoms per molecule. A diprotic acid ionizes in two steps

diprotic base

base capable of accepting two protons. The protons are accepted in two steps

monoprotic acid

acid containing one ionizable hydrogen atom per molecule

stepwise ionization

process in which an acid is ionized by losing protons sequentially

triprotic acid

acid that contains three ionizable hydrogen atoms per molecule; ionization of triprotic acids occurs in three steps

1.4: Polyprotic Acids is shared under a [CC BY-NC-SA 4.0](#) license and was authored, remixed, and/or curated by LibreTexts.

- 14.5: Polyprotic Acids by OpenStax is licensed [CC BY 4.0](#). Original source: <https://openstax.org/details/books/chemistry-2e>.

1.5: Acid Strength and Molecular Structure

Learning Objectives

- To understand how molecular structure affects the strength of an acid or base.

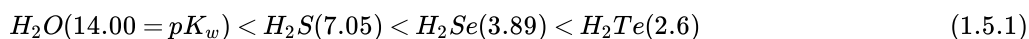
We have seen that the strengths of acids and bases vary over many orders of magnitude. In this section, we explore some of the structural and electronic factors that control the acidity or basicity of a molecule.

Bond Strengths

In general, the stronger the A–H or B–H⁺ bond, the less likely the bond is to break to form H⁺ ions and thus the less acidic the substance. This effect can be illustrated using the hydrogen halides:

Relative Acid Strength	HF	HCl	HBr	HI
H–X Bond Energy (kJ/mol)	570	432	366	298
pK _a	3.20	–6.1	–8.9	–9.3

The trend in bond energies is due to a steady decrease in overlap between the 1s orbital of hydrogen and the valence orbital of the halogen atom as the size of the halogen increases. The larger the atom to which H is bonded, the weaker the bond. Thus the bond between H and a large atom in a given family, such as I or Te, is weaker than the bond between H and a smaller atom in the same family, such as F or O. As a result, acid strengths of binary hydrides increase as we go down a column of the periodic table. For example, the order of acidity for the binary hydrides of Group 16 elements is as follows, with pK_a values in parentheses:



Stability of the Conjugate Base

Whether we write an acid–base reaction as $AH \rightleftharpoons A^- + H^+$ or as $BH^+ \rightleftharpoons B + H^+$, the conjugate base (A[–] or B) contains one more lone pair of electrons than the parent acid (AH or BH⁺). Any factor that stabilizes the lone pair on the conjugate base favors dissociation of H⁺ and makes the parent acid a stronger acid. Let's see how this explains the relative acidity of the binary hydrides of the elements in the second row of the periodic table. The observed order of increasing acidity is the following, with pK_a values in parentheses:



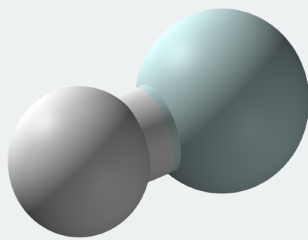
Consider, for example, the compounds at both ends of this series: methane and hydrogen fluoride. The conjugate base of CH₄ is CH₃[–], and the conjugate base of HF is F[–]. Because fluorine is much more electronegative than carbon, fluorine can better stabilize the negative charge in the F[–] ion than carbon can stabilize the negative charge in the CH₃[–] ion. Consequently, HF has a greater tendency to dissociate to form H⁺ and F[–] than does methane to form H⁺ and CH₃[–], making HF a much stronger acid than CH₄.

The same trend is predicted by analyzing the properties of the conjugate acids. For a series of compounds of the general formula HE, as the electronegativity of E increases, the E–H bond becomes more polar, favoring dissociation to form E[–] and H⁺. Due to both the increasing stability of the conjugate base and the increasing polarization of the E–H bond in the conjugate acid, acid strengths of binary hydrides increase as we go from left to right across a row of the periodic table.

Acid strengths of binary hydrides increase as we go down a column or from left to right across a row of the periodic table.

the strongest acid Known: The hydrohelium Cation

The stronger acid, the weaker the covalent bond to a hydrogen atom. So the strongest acid possible is the molecule with the weakest bond. That is the hydrohelium (1+) cation, HeH⁺, which is a positively charged ion formed by the reaction of a proton with a helium atom in the gas phase. It was first produced in the laboratory in 1925 and is isoelectronic with molecular hydrogen (H₂). It is the strongest known acid, with a proton affinity of 177.8 kJ/mol.



Ball and stick model of the hydrohelium ion. (CC BY-SA 3.0; CCoil).

HHe^+ cannot be prepared in a condensed phase, as it would protonate any anion, molecule or atom with which it were associated. However it is possible to estimate a *hypothetical* aqueous acidity using [Hess's law](#):

$\text{HHe}^+(g)$	\rightarrow	$\text{H}^+(g)$	$+ \text{He}(g)$	+178 kJ/mol
$\text{HHe}^+(aq)$	\rightarrow	$\text{HHe}^+(g)$		+973 kJ/mol
$\text{H}^+(g)$	\rightarrow	$\text{H}^+(aq)$		-1530 kJ/mol
$\text{He}(g)$	\rightarrow	$\text{He}(aq)$		+19 kJ/mol
$\text{HHe}^+(aq)$	\rightarrow	$\text{H}^+(aq)$	$+ \text{He}(aq)$	-360 kJ/mol

A free energy change of dissociation of -360 kJ/mol is equivalent to a pK_a of -63.

It has been suggested that HHe^+ should occur naturally in the interstellar medium, but it has not yet been detected.

Inductive Effects

Atoms or groups of atoms in a molecule other than those to which H is bonded can induce a change in the distribution of electrons within the molecule. This is called an inductive effect, and, much like the coordination of water to a metal ion, it can have a major effect on the acidity or basicity of the molecule. For example, the hypohalous acids (general formula HOX , with X representing a halogen) all have a hydrogen atom bonded to an oxygen atom. In aqueous solution, they all produce the following equilibrium:



The acidities of these acids vary by about three orders of magnitude, however, due to the difference in electronegativity of the halogen atoms:

HOX	Electronegativity of X	pKa
HOCl	3.0	7.40
HOBr	2.8	8.55
HOI	2.5	10.5

As the electronegativity of X increases, the distribution of electron density within the molecule changes: the electrons are drawn more strongly toward the halogen atom and, in turn, away from the H in the O-H bond, thus weakening the O-H bond and allowing dissociation of hydrogen as H^+ .

The acidity of oxoacids, with the general formula HOXO_n (with $n = 0-3$), depends strongly on the number of terminal oxygen atoms attached to the central atom X. As shown in Figure 1.5.1, the K_a values of the oxoacids of chlorine increase by a factor of about 10^4 to 10^6 with each oxygen as successive oxygen atoms are added. The increase in acid strength with increasing number of terminal oxygen atoms is due to both an inductive effect and increased stabilization of the conjugate base.

Any inductive effect that withdraws electron density from an O-H bond increases the acidity of the compound.

Because oxygen is the second most electronegative element, adding terminal oxygen atoms causes electrons to be drawn away from the O-H bond, making it weaker and thereby increasing the strength of the acid. The colors in Figure 1.5.1 show how the

electrostatic potential, a measure of the strength of the interaction of a point charge at any place on the surface of the molecule, changes as the number of terminal oxygen atoms increases. In Figure 1.5.1 and Figure 1.5.2, blue corresponds to low electron densities, while red corresponds to high electron densities. The oxygen atom in the O–H unit becomes steadily less red from HClO to HClO_4 (also written as HOClO_3 , while the H atom becomes steadily bluer, indicating that the electron density on the O–H unit decreases as the number of terminal oxygen atoms increases. The decrease in electron density in the O–H bond weakens it, making it easier to lose hydrogen as H^+ ions, thereby increasing the strength of the acid.

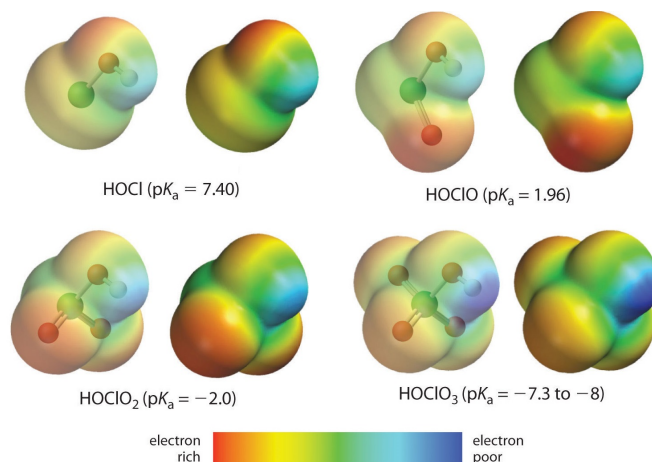
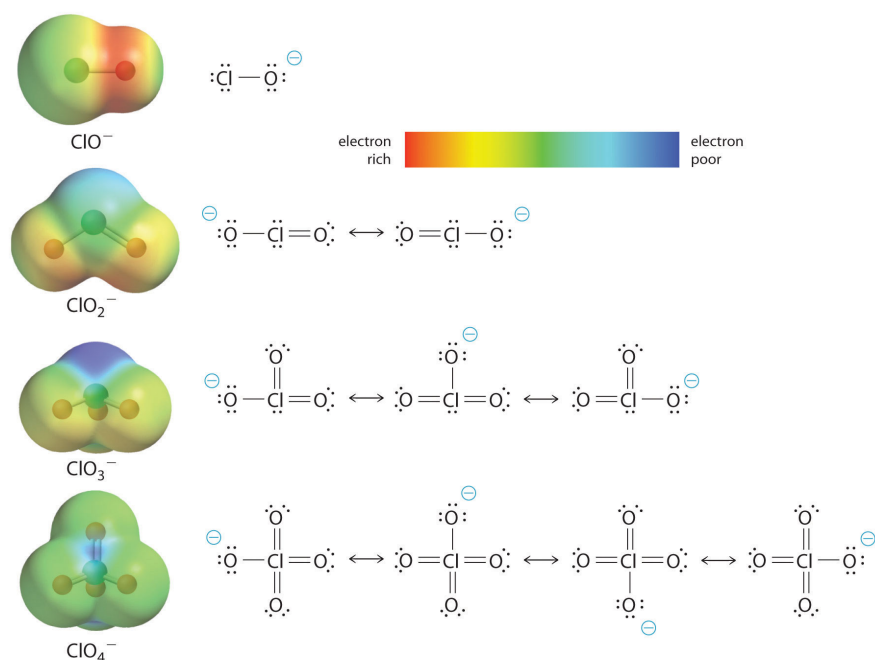


Figure 1.5.1: The Relationship between the Acid Strengths of the Oxoacids of Chlorine and the Electron Density on the O–H Unit. These electrostatic potential maps show how the electron density on the O–H unit decreases as the number of terminal oxygen atoms increases. Blue corresponds to low electron densities, whereas red corresponds to high electron densities. Source: Chlorine oxoacids pKa values from J. R. Bowser, Inorganic Chemistry (Pacific Grove, CA: Brooks-Cole, 1993).

At least as important, however, is the effect of delocalization of the negative charge in the conjugate base. As shown in Figure 1.5.2, the number of resonance structures that can be written for the oxoanions of chlorine increases as the number of terminal oxygen atoms increases, allowing the single negative charge to be delocalized over successively more oxygen atoms.

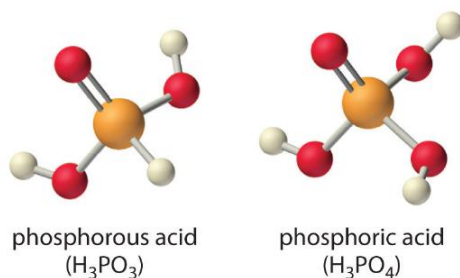
Electron delocalization in the conjugate base increases acid strength.

The electrostatic potential plots in Figure 1.5.2 demonstrate that the electron density on the terminal oxygen atoms decreases steadily as their number increases. The oxygen atom in ClO^- is red, indicating that it is electron rich, and the color of oxygen progressively changes to green in ClO_4^- , indicating that the oxygen atoms are becoming steadily less electron rich through the series. For example, in the perchlorate ion (ClO_4^-), the single negative charge is delocalized over all four oxygen atoms, whereas in the hypochlorite ion (OCl^-), the negative charge is largely localized on a single oxygen atom (Figure 1.5.2). As a result, the perchlorate ion has no localized negative charge to which a proton can bind. Consequently, the perchlorate anion has a much lower affinity for a proton than does the hypochlorite ion, and perchloric acid is one of the strongest acids known.



As the number of terminal oxygen atoms increases, the number of resonance structures that can be written for the oxoanions of chlorine also increases, and the single negative charge is delocalized over more oxygen atoms. As these electrostatic potential plots demonstrate, the electron density on the terminal oxygen atoms decreases steadily as their number increases. As the electron density on the oxygen atoms decreases, so does their affinity for a proton, making the anion less basic. As a result, the parent oxoacid is more acidic.

Similar inductive effects are also responsible for the trend in the acidities of oxoacids that have the same number of oxygen atoms as we go across a row of the periodic table from left to right. For example, H_3PO_4 is a weak acid, H_2SO_4 is a strong acid, and HClO_4 is one of the strongest acids known. The number of terminal oxygen atoms increases steadily across the row, consistent with the observed increase in acidity. In addition, the electronegativity of the central atom increases steadily from P to S to Cl, which causes electrons to be drawn from oxygen to the central atom, weakening the O–H bond and increasing the strength of the oxoacid.



Careful inspection of the data in Table 1.5.1 shows two apparent anomalies: carbonic acid and phosphorous acid. If carbonic acid (H_2CO_3) were a discrete molecule with the structure $(\text{HO})_2\text{C}=\text{O}$, it would have a single terminal oxygen atom and should be comparable in acid strength to phosphoric acid (H_3PO_4), for which $\text{p}K_{\text{a}1} = 2.16$. Instead, the tabulated value of $\text{p}K_{\text{a}1}$ for carbonic acid is 6.35, making it about 10,000 times weaker than expected. As we shall see, however, H_2CO_3 is only a minor component of the aqueous solutions of CO_2 that are referred to as carbonic acid. Similarly, if phosphorous acid (H_3PO_3) actually had the structure $(\text{HO})_3\text{P}$, it would have no terminal oxygen atoms attached to phosphorous. It would therefore be expected to be about as strong an acid as HOCl ($\text{p}K_{\text{a}} = 7.40$). In fact, the $\text{p}K_{\text{a}1}$ for phosphorous acid is 1.30, and the structure of phosphorous acid is $(\text{HO})_2\text{P}(=\text{O})\text{H}$ with one H atom directly bonded to P and one $\text{P}=\text{O}$ bond. Thus the $\text{p}K_{\text{a}1}$ for phosphorous acid is similar to that of other oxoacids with one terminal oxygen atom, such as H_3PO_4 . Fortunately, phosphorous acid is the only common oxoacid in which a hydrogen atom is bonded to the central atom rather than oxygen.

Table 1.5.1: Values of $\text{p}K_{\text{a}}$ for Selected Polyprotic Acids and Bases

Polyprotic Acids	Formula	pK_{a1}	pK_{a2}	pK_{a3}
carbonic acid*	" H_2CO_3 "	6.35	10.33	
citric acid	$HO_2CCH(OH)(CO_2H)CH_2CO_2H$		4.76	6.40
malonic acid	$HO-2CCH_2CO_2H$	2.85	5.70	
oxalic acid	HO_2CCO_2H	1.25	3.81	
phosphoric acid	H_3PO_4	2.16	7.21	12.32
phosphorous acid	H_3PO_3	1.3	6.70	
succinic acid	$HO_2CCH_2CH_2CO_2H$	4.21	5.64	
sulfuric acid	H_2SO_4	-2.0	1.99	
sulfurous acid*	" H_2SO_3 "	1.85	7.21	
Polyprotic Bases	Formula	pK_{b1}	pK_{b2}	
ethylenediamine	$H_2N(CH_2)_2NH_2$	4.08	7.14	
piperazine	$HN(CH_2CH_2)_2NH$	4.27	8.67	
propylenediamine	$H_2N(CH_2)_3NH_2$	3.45	5.12	

* H_2CO_3 and H_2SO_3 are at best minor components of aqueous solutions of $CO_{2(g)}$ and $SO_{2(g)}$, respectively, but such solutions are commonly referred to as containing carbonic acid and sulfurous acid, respectively.

Inductive effects are also observed in organic molecules that contain electronegative substituents. The magnitude of the electron-withdrawing effect depends on both the nature and the number of halogen substituents, as shown by the pK_a values for several acetic acid derivatives:

$$pK_a CH_3CO_2H 4.76 < CH_2ClCO_2H 2.87 < CHCl_2CO_2H 1.35 < CCl_3CO_2H 0.66 < CF_3CO_2H 0.52$$

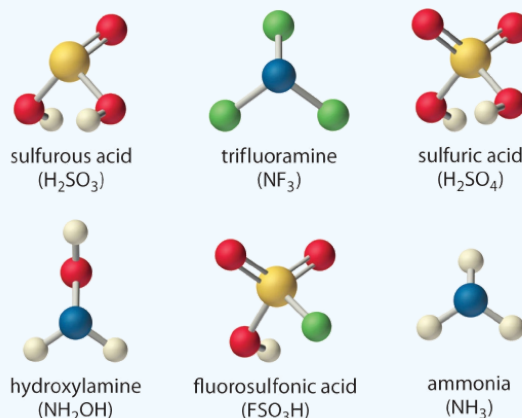
As you might expect, fluorine, which is more electronegative than chlorine, causes a larger effect than chlorine, and the effect of three halogens is greater than the effect of two or one. Notice from these data that inductive effects can be quite large. For instance, replacing the $-CH_3$ group of acetic acid by a $-CF_3$ group results in about a 10,000-fold increase in acidity!

✓ Example 1.5.1

Arrange the compounds of each series in order of increasing acid or base strength.

- sulfuric acid [H_2SO_4 , or $(HO)_2SO_2$], fluorosulfonic acid (FSO_3H , or FSO_2OH), and sulfurous acid [H_2SO_3 , or $(HO)_2SO$]
- ammonia (NH_3), trifluoramine (NF_3), and hydroxylamine (NH_2OH)

The structures are shown here.



Given: series of compounds

Asked for: relative acid or base strengths

Strategy:

Use relative bond strengths, the stability of the conjugate base, and inductive effects to arrange the compounds in order of increasing tendency to ionize in aqueous solution.

Solution:

Although both sulfuric acid and sulfurous acid have two -OH groups, the sulfur atom in sulfuric acid is bonded to two terminal oxygen atoms versus one in sulfurous acid. Because oxygen is highly electronegative, sulfuric acid is the stronger acid because the negative charge on the anion is stabilized by the additional oxygen atom. In comparing sulfuric acid and fluorosulfonic acid, we note that fluorine is more electronegative than oxygen. Thus replacing an -OH by -F will remove more electron density from the central S atom, which will, in turn, remove electron density from the S-OH bond and the O-H bond. Because its O-H bond is weaker, FSO_3H is a stronger acid than sulfuric acid. The predicted order of acid strengths given here is confirmed by the measured pK_a values for these acids:

$$\text{pK}_a \text{H}_2\text{SO}_3 1.85 < \text{H}_2\text{SO}_4^{-2} < \text{FSO}_3\text{H} -10$$

The structures of both trifluoramine and hydroxylamine are similar to that of ammonia. In trifluoramine, all of the hydrogen atoms in NH_3 are replaced by fluorine atoms, whereas in hydroxylamine, one hydrogen atom is replaced by OH . Replacing the three hydrogen atoms by fluorine will withdraw electron density from N, making the lone electron pair on N less available to bond to an H^+ ion. Thus NF_3 is predicted to be a much weaker base than NH_3 . Similarly, because oxygen is more electronegative than hydrogen, replacing one hydrogen atom in NH_3 by OH will make the amine less basic. Because oxygen is less electronegative than fluorine and only one hydrogen atom is replaced, however, the effect will be smaller. The predicted order of increasing base strength shown here is confirmed by the measured pK_b values:

$$\text{pK}_b \text{NF}_3 \text{---} < < \text{NH}_2\text{OH} 8.06 < \text{NH}_3 4.75$$

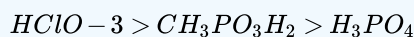
Trifluoramine is such a weak base that it does not react with aqueous solutions of strong acids. Hence its base ionization constant has never been measured.

? Exercise 1.5.1

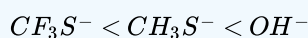
Arrange the compounds of each series in order of

- decreasing acid strength: H_3PO_4 , $\text{CH}_3\text{PO}_3\text{H}_2$, and HClO_3 .
- increasing base strength: CH_3S^- , OH^- , and CF_3S^- .

Answer a



Answer a



Summary

Inductive effects and charge delocalization significantly influence the acidity or basicity of a compound. The acid–base strength of a molecule depends strongly on its structure. The weaker the A-H or B-H^+ bond, the more likely it is to dissociate to form an H^+ ion. In addition, any factor that stabilizes the lone pair on the conjugate base favors the dissociation of H^+ , making the conjugate acid a stronger acid. Atoms or groups of atoms elsewhere in a molecule can also be important in determining acid or base strength through an inductive effect, which can weaken an O-H bond and allow hydrogen to be more easily lost as H^+ ions.

Contributors and Attributions

- ◦ Anonymous

[1.5: Acid Strength and Molecular Structure](#) is shared under a [CC BY-NC-SA 4.0](#) license and was authored, remixed, and/or curated by LibreTexts.

- [16.8: Molecular Structure and Acid-Base Behavior](#) is licensed [CC BY-NC-SA 4.0](#).

CHAPTER OVERVIEW

2: Acidic Mixtures

[2.1: Autoionization of Water and pH](#)

[2.2: Finding the \$\[H_3O^+\]\$ and pH of Strong and Weak Acid Solutions](#)

[2.3: The Acid-Base Properties of Ions and Salts](#)

2: Acidic Mixtures is shared under a [not declared](#) license and was authored, remixed, and/or curated by LibreTexts.

2.1: Autoionization of Water and pH

Learning Objectives

- To understand the autoionization reaction of liquid water.
- To know the relationship among pH, pOH, and pK_w .

As you learned previously acids and bases can be defined in several different ways (Table 2.1.1). Recall that the Arrhenius definition of an acid is a substance that dissociates in water to produce H^+ ions (protons), and an Arrhenius base is a substance that dissociates in water to produce OH^- (hydroxide) ions. According to this view, an acid–base reaction involves the reaction of a proton with a hydroxide ion to form water. Although Brønsted and Lowry defined an acid similarly to Arrhenius by describing an acid as any substance that can donate a proton, the Brønsted–Lowry definition of a base is much more general than the Arrhenius definition. In Brønsted–Lowry terms, a base is any substance that can accept a proton, so a base is not limited to just a hydroxide ion. This means that for every Brønsted–Lowry acid, there exists a corresponding conjugate base with one fewer proton. Consequently, all Brønsted–Lowry acid–base reactions actually involve two conjugate acid–base pairs and the transfer of a proton from one substance (the acid) to another (the base). In contrast, the Lewis definition of acids and bases, focuses on accepting or donating pairs of electrons rather than protons. A Lewis base is an electron-pair donor, and a Lewis acid is an electron-pair acceptor.


Table 2.1.1: Definitions of Acids and Bases

Definition	Acids	Bases
Arrhenius	H^+ donor	OH^- donor
Brønsted–Lowry	H^+ donor	H^+ acceptor
Lewis	electron-pair acceptor	electron-pair donor

Because this chapter deals with acid–base equilibria in aqueous solution, our discussion will use primarily the Brønsted–Lowry definitions and nomenclature. Remember, however, that all three definitions are just different ways of looking at the same kind of reaction: a proton is an acid, and the hydroxide ion is a base—no matter which definition you use. In practice, chemists tend to use whichever definition is most helpful to make a particular point or understand a given system. If, for example, we refer to a base as having one or more lone pairs of electrons that can accept a proton, we are simply combining the Lewis and Brønsted–Lowry definitions to emphasize the characteristic properties of a base.

Acid–Base Properties of Water

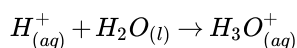
Recall that because of its highly polar structure, liquid water can act as either an acid (by donating a proton to a base) or a base (by using a lone pair of electrons to accept a proton). For example, when a strong acid such as HCl dissolves in water, it dissociates into chloride ions (Cl^-) and protons (H^+). The proton, in turn, reacts with a water molecule to form the hydronium ion (H_3O^+):



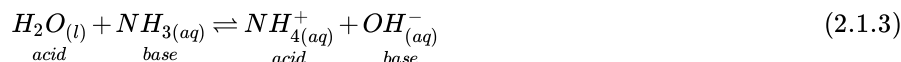
In this reaction, HCl is the acid, and water acts as a base by accepting an H^+ ion. The reaction in Equation 2.1.1 is often written in a simpler form by removing H_2O from each side:



In Equation 2.1.2, the hydronium ion is represented by H^+ , although free H^+ ions do not exist in liquid water as this reaction demonstrates:



Water can also act as an acid, as shown in Equation 2.1.3. In this equilibrium reaction, H_2O donates a proton to NH_3 , which acts as a base:



Water is thus termed amphiprotic, meaning that it can behave as either an acid or a base, depending on the nature of the other reactant. Notice that Equation 2.1.3 is an equilibrium reaction as indicated by the double arrow and hence has an equilibrium constant associated with it.

The Ion-Product Constant of Liquid Water

Because water is amphiprotic, one water molecule can react with another to form an OH^- ion and an H_3O^+ ion in an autoionization process:



The equilibrium constant K for this reaction can be written as follows:

$$K_a = \frac{a_{H_3O^+} \cdot a_{OH^-}}{a_{H_2O}^2} \approx \frac{[H_3O^+][HO^-]}{(1)^2} = [H_3O^+][HO^-] \quad (2.1.5)$$

where a is the activity of a species. Because water is the solvent, and the solution is assumed to be dilute, the activity of the water is approximated by the activity of pure water, which is defined as having a value of 1. The activity of each solute is approximated by the molarity of the solute.

Note

It is a common error to claim that the molar concentration of the solvent is in some way involved in the equilibrium law. This error is a result of a misunderstanding of solution thermodynamics. For example, it is often claimed that $K_a = K_{eq}[H_2O]$ for aqueous solutions. This equation is incorrect because it is an erroneous interpretation of the correct equation $K_a = K_{eq}(a_{H_2O})$. Because $a_{H_2O} = 1$ for a dilute solution, $K_a = K_{eq}(1)$, or $K_a = K_{eq}$.

In this reaction, one water molecule acts as an acid and one water molecule acts as a base. Thus, this reaction actually can be designated as the K_a of water and as the K_b of water. It is most common, however, to designate this reaction and the associated law of mass action as the K_w of water:

$$K_w = [H_3O^+][HO^-] \quad (2.1.6)$$

When pure liquid water is in equilibrium with hydronium and hydroxide ions at 25 °C, the concentrations of the hydronium ion and the hydroxide ion are equal:

$$[H_3O^+] = [OH^-] = 1.003 \times 10^{-7} \text{ M} \quad (2.1.7)$$

Thus the number of dissociated water molecules is very small indeed, approximately 2 ppb.

Substituting the values for $[H_3O^+]$ and $[OH^-]$ at 25 °C into this expression

$$K_w = (1.003 \times 10^{-7})(1.003 \times 10^{-7}) = 1.006 \times 10^{-14} \quad (2.1.8)$$

Thus, to three significant figures, $K_w = 1.01 \times 10^{-14}$ at room temperature, and

$$K_w = 1.01 \times 10^{-14} = [H_3O^+][OH^-] \quad (2.1.9)$$

Like any other equilibrium constant, K_w varies with temperature, ranging from 1.15×10^{-15} at 0 °C to 4.99×10^{-13} at 100 °C.

In pure water, the concentrations of the hydronium ion and the hydroxide ion are equal, and the solution is therefore neutral. If $[H_3O^+] > [OH^-]$, however, the solution is acidic, whereas if $[H_3O^+] < [OH^-]$, the solution is basic. For an aqueous solution, the H_3O^+ concentration is a quantitative measure of acidity: the higher the H_3O^+ concentration, the more acidic the solution. Conversely, the higher the OH^- concentration, the more basic the solution. In most situations that you will encounter, the H_3O^+ and OH^- concentrations from the dissociation of water are so small ($1.003 \times 10^{-7} \text{ M}$) that they can be ignored in calculating the H_3O^+ or OH^- concentrations of solutions of acids and bases, but this is not always the case.



A Video Describing the Self-Ionization of Water (K_w): [Self-Ionization of Water \(\$K_w\$ \): \[youtu.be\]](https://youtu.be/)

The Relationship among pH, pOH, and pK_w

The pH scale is a concise way of describing the H_3O^+ concentration and hence the acidity or basicity of a solution. Recall that pH and the H^+ (H_3O^+) concentration are related as follows:

$$pH = -\log_{10}[H^+] \quad (2.1.10)$$

$$[H^+] = 10^{-pH} \quad (2.1.11)$$

Because the scale is logarithmic, a pH difference of 1 between two solutions corresponds to a difference of a factor of 10 in their hydronium ion concentrations. Recall also that the pH of a neutral solution is 7.00 ($[H_3O^+] = 1.0 \times 10^{-7} M$), whereas acidic solutions have $pH < 7.00$ (corresponding to $[H_3O^+] > 1.0 \times 10^{-7}$) and basic solutions have $pH > 7.00$ (corresponding to $[H_3O^+] < 1.0 \times 10^{-7}$).

Similar notation systems are used to describe many other chemical quantities that contain a large negative exponent. For example, chemists use an analogous pOH scale to describe the hydroxide ion concentration of a solution. The pOH and $[OH^-]$ are related as follows:

$$pOH = -\log_{10}[OH^-] \quad (2.1.12)$$

$$[OH^-] = 10^{-pOH} \quad (2.1.13)$$

The constant K_w can also be expressed using this notation, where $pK_w = -\log K_w$.

Because a neutral solution has $[OH^-] = 1.0 \times 10^{-7}$, the pOH of a neutral solution is 7.00. Consequently, the sum of the pH and the pOH for a neutral solution at 25 °C is $7.00 + 7.00 = 14.00$. We can show that the sum of pH and pOH is equal to 14.00 for any aqueous solution at 25 °C by taking the negative logarithm of both sides of Equation ???:

$$-\log_{10} K_w = pK_w \quad (2.1.14)$$

$$= -\log([H_3O^+][OH^-]) \quad (2.1.15)$$

$$= (-\log[H_3O^+]) + (-\log[OH^-]) \quad (2.1.16)$$

$$= pH + pOH \quad (2.1.17)$$

Thus at any temperature, $pH + pOH = pK_w$, so at 25 °C, where $K_w = 1.0 \times 10^{-14}$, $pH + pOH = 14.00$. More generally, the pH of any neutral solution is half of the pK_w at that temperature. The relationship among pH, pOH, and the acidity or basicity of a solution is summarized graphically in Figure 2.1.1 over the common pH range of 0 to 14. Notice the inverse relationship between the pH and pOH scales.

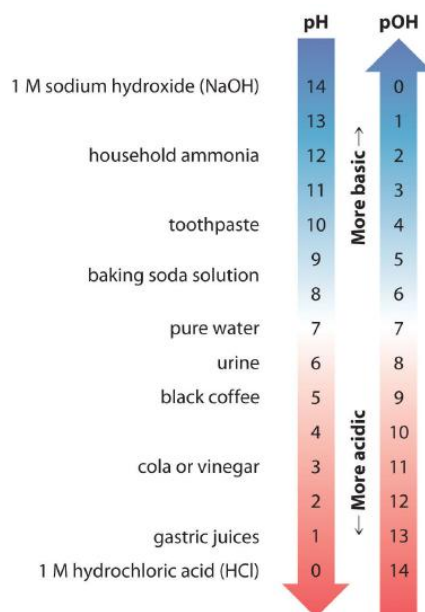


Figure 2.1.1: The Inverse Relationship between the pH and pOH Scales. As pH decreases, $[H^+]$ and the acidity increase. As pOH increases, $[OH^-]$ and the basicity decrease. Common substances have pH values that range from extremely acidic to extremely basic.

Zero is the most acidic and fourteen is the most basic on the pH scale. Zero is the most basic and fourteen is the most acidic on the pOH scale.

For any neutral solution, $pH + pOH = 14.00$ (at 25 °C) with $pH = pOH = 7$.



A Video Introduction to pH: [Introduction to pH](https://youtu.be/Introduction to pH) [youtu.be]

✓ Example 2.1.1

The K_w for water at 100 °C is 4.99×10^{-13} . Calculate pK_w for water at this temperature and the pH and the pOH for a neutral aqueous solution at 100 °C. Report pH and pOH values to two decimal places.

Given: K_w

Asked for: pK_w , pH , and pOH

Strategy:

- Calculate pK_w by taking the negative logarithm of K_w .
- For a neutral aqueous solution, $[H_3O^+] = [OH^-]$. Use this relationship and Equation 2.1.9 to calculate $[H_3O^+]$ and $[OH^-]$. Then determine the pH and the pOH for the solution.

Solution:

A

Because pK_w is the negative logarithm of K_w , we can write

$$pK_w = -\log K_w = -\log(4.99 \times 10^{-13}) = 12.302$$

The answer is reasonable: K_w is between 10^{-13} and 10^{-12} , so pK_w must be between 12 and 13.

B

Equation ??? shows that $K_w = [H_3O^+][OH^-]$. Because $[H_3O^+] = [OH^-]$ in a neutral solution, we can let $x = [H_3O^+] = [OH^-]$:

$$\begin{aligned} K_w &= [H_3O^+][OH^-] \\ &= (x)(x) = x^2 \\ x &= \sqrt{K_w} \\ &= \sqrt{4.99 \times 10^{-13}} \\ &= 7.06 \times 10^{-7} \text{ M} \end{aligned}$$

Because x is equal to both $[H_3O^+]$ and $[OH^-]$,

$$\begin{aligned} pH &= pOH = -\log(7.06 \times 10^{-7}) \\ &= 6.15 \text{ (to two decimal places)} \end{aligned}$$

We could obtain the same answer more easily (without using logarithms) by using the pK_w . In this case, we know that $pK_w = 12.302$, and from Equation 2.1.17, we know that $pK_w = pH + pOH$. Because $pH = pOH$ in a neutral solution, we can use Equation 2.1.17 directly, setting $pH = pOH = y$. Solving to two decimal places we obtain the following:

$$\begin{aligned} pK_w &= pH + pOH \\ &= y + y \\ &= 2y \\ y &= \frac{pK_w}{2} \\ &= \frac{12.302}{2} \\ &= 6.15 = pH = pOH \end{aligned}$$

? Exercise 2.1.1

Humans maintain an internal temperature of about 37 °C. At this temperature, $K_w = 3.55 \times 10^{-14}$. Calculate pK_w and the pH and the pOH of a neutral solution at 37 °C. Report pH and pOH values to two decimal places.

Answer

- $pK_w = 13.45$
- $pH = pOH = 6.73$

Summary

Water is amphiprotic: it can act as an acid by donating a proton to a base to form the hydroxide ion, or as a base by accepting a proton from an acid to form the hydronium ion (H_3O^+). The autoionization of liquid water produces OH^- and H_3O^+ ions. The equilibrium constant for this reaction is called the ion-product constant of liquid water (K_w) and is defined as $K_w = [H_3O^+][OH^-]$. At 25 °C, K_w is 1.01×10^{-14} ; hence $pH + pOH = pK_w = 14.00$.

- For any neutral solution, $pH + pOH = 14.00$ (at 25 °C) and $pH = 1/2 pK_w$.

- Ion-product constant of liquid water:

$$K_w = [H_3O^+][OH^-]$$

- Definition of pH :

$$pH = -\log_{10}[H^+]$$

or

$$[H^+] = 10^{-pH}$$

- Definition of pOH :

$$pOH = -\log_{10}[OH^-]$$

or

$$[OH^-] = 10^{-pOH}$$

- Relationship among pH , pOH , and pK_w :

$$pK_w = pH + pOH$$

2.1: Autoionization of Water and pH is shared under a [CC BY-NC-SA 4.0](#) license and was authored, remixed, and/or curated by LibreTexts.

- [16.3: The Autoionization of Water](#) is licensed [CC BY-NC-SA 3.0](#).

2.2: Finding the $[H_3O^+]$ and pH of Strong and Weak Acid Solutions

Learning Objectives

- To know the relationship between acid or base strength and the magnitude of K_a , K_b , pK_a , and pK_b .
- To understand the leveling effect.

The magnitude of the equilibrium constant for an ionization reaction can be used to determine the relative strengths of acids and bases. For example, the general equation for the ionization of a weak acid in water, where HA is the parent acid and A^- is its conjugate base, is as follows:



The equilibrium constant for this dissociation is as follows:

$$K = \frac{[H_3O^+][A^-]}{[H_2O][HA]} \quad (2.2.2)$$

As we noted earlier, because water is the solvent, it has an activity equal to 1, so the $[H_2O]$ term in Equation 2.2.2 is actually the a_{H_2O} , which is equal to 1.

Again, for simplicity, H_3O^+ can be written as H^+ in Equation 2.2.3.



Keep in mind, though, that free H^+ does not exist in aqueous solutions and that a proton is transferred to H_2O in all acid ionization reactions to form hydronium ions, H_3O^+ . The larger the K_a , the stronger the acid and the higher the H^+ concentration at equilibrium. Like all equilibrium constants, acid–base ionization constants are actually measured in terms of the activities of H^+ or OH^- , thus making them unitless. The values of K_a for a number of common acids are given in Table 2.2.1.

Table 2.2.1: Values of K_a , pK_a , K_b , and pK_b for Selected Acids (HA and Their Conjugate Bases (A^-))


Acid	HA	K_a	pK_a	A^-	K_b	pK_b
hydroiodic acid	HI	2×10^9	-9.3	I^-	5.5×10^{-24}	23.26
sulfuric acid (1)*	H_2SO_4	1×10^2	-2.0	HSO_4^-	1×10^{-16}	16.0
nitric acid	HNO_3	2.3×10^1	-1.37	NO_3^-	4.3×10^{-16}	15.37
hydronium ion	H_3O^+	1.0	0.00	H_2O	1.0×10^{-14}	14.00
sulfuric acid (2)*	HSO_4^-	1.0×10^{-2}	1.99	SO_4^{2-}	9.8×10^{-13}	12.01
hydrofluoric acid	HF	6.3×10^{-4}	3.20	F^-	1.6×10^{-11}	10.80
nitrous acid	HNO_2	5.6×10^{-4}	3.25	NO_2^-	1.8×10^{-11}	10.75
formic acid	HCO_2H	1.78×10^{-4}	3.750	HCO_2^-	5.6×10^{-11}	10.25
benzoic acid	$C_6H_5CO_2H$	6.3×10^{-5}	4.20	$C_6H_5CO_2^-$	1.6×10^{-10}	9.80
acetic acid	CH_3CO_2H	1.7×10^{-5}	4.76	$CH_3CO_2^-$	5.8×10^{-10}	9.24
pyridinium ion	$C_5H_5NH^+$	5.9×10^{-6}	5.23	C_5H_5N	1.7×10^{-9}	8.77
hypochlorous acid	HOCl	4.0×10^{-8}	7.40	OCl^-	2.5×10^{-7}	6.60
hydrocyanic acid	HCN	6.2×10^{-10}	9.21	CN^-	1.6×10^{-5}	4.79
ammonium ion	NH_4^+	5.6×10^{-10}	9.25	NH_3	1.8×10^{-5}	4.75
water	H_2O	1.0×10^{-14}	14.00	OH^-	1.00	0.00
acetylene	C_2H_2	1×10^{-26}	26.0	HC_2^-	1×10^{12}	-12.0

*The number in parentheses indicates the ionization step referred to for a polyprotic acid.

Acid	HA	K_a	pK_a	A^-	K_b	pK_b
ammonia	NH_3	1×10^{-35}	35.0	NH_2^-	1×10^{21}	-21.0

*The number in parentheses indicates the ionization step referred to for a polyprotic acid.

Weak bases react with water to produce the hydroxide ion, as shown in the following general equation, where B is the parent base and BH^+ is its conjugate acid:



The equilibrium constant for this reaction is the base ionization constant (K_b), also called the base dissociation constant:

$$K_b = \frac{[BH^+][OH^-]}{[B]} \quad (2.2.5)$$


Once again, the activity of water has a value of 1, so water does not appear in the equilibrium constant expression. The larger the K_b , the stronger the base and the higher the OH^- concentration at equilibrium. The values of K_b for a number of common weak bases are given in Table 2.2.2.

Table 2.2.2: Values of K_b , pK_b , K_a , and pK_a for Selected Weak Bases (B) and Their Conjugate Acids (BH^+)

Base	B	K_b	pK_b	BH^+	K_a	pK_a
hydroxide ion	OH^-	1.0	0.00*	H_2O	1.0×10^{-14}	14.00
phosphate ion	PO_4^{3-}	2.1×10^{-2}	1.68	HPO_4^{2-}	4.8×10^{-13}	12.32
dimethylamine	$(CH_3)_2NH$	5.4×10^{-4}	3.27	$(CH_3)_2NH_2^+$	1.9×10^{-11}	10.73
methylamine	CH_3NH_2	4.6×10^{-4}	3.34	$CH_3NH_3^+$	2.2×10^{-11}	10.66
trimethylamine	$(CH_3)_3N$	6.3×10^{-5}	4.20	$(CH_3)_3NH^+$	1.6×10^{-10}	9.80
ammonia	NH_3	1.8×10^{-5}	4.75	NH_4^+	5.6×10^{-10}	9.25
pyridine	C_5H_5N	1.7×10^{-9}	8.77	$C_5H_5NH^+$	5.9×10^{-6}	5.23
aniline	$C_6H_5NH_2$	7.4×10^{-10}	9.13	$C_6H_5NH_3^+$	1.3×10^{-5}	4.87
water	H_2O	1.0×10^{-14}	14.00	H_3O^+	1.0*	0.00

*As in Table 2.2.1.

There is a simple relationship between the magnitude of K_a for an acid and K_b for its conjugate base. Consider, for example, the ionization of hydrocyanic acid (HCN) in water to produce an acidic solution, and the reaction of CN^- with water to produce a basic solution:



The equilibrium constant expression for the ionization of HCN is as follows:

$$K_a = \frac{[H^+][CN^-]}{[HCN]} \quad (2.2.8)$$

The corresponding expression for the reaction of cyanide with water is as follows:

$$K_b = \frac{[OH^-][HCN]}{[CN^-]} \quad (2.2.9)$$

If we add Equations 2.2.6 and 2.2.7, we obtain the following:

add Equations 2.2.6 and 2.2.7, we obtain

Reaction	Equilibrium Constants
----------	-----------------------

Reaction	Equilibrium Constants
$\text{HCN}_{(aq)} \rightleftharpoons \text{H}_{(aq)}^+ + \text{CN}_{(aq)}^-$	$K_a = [\text{H}^+] [\text{CN}^-] / [\text{HCN}]$
$\text{CN}_{(aq)}^- + \text{H}_2\text{O}_{(l)} \rightleftharpoons \text{OH}_{(aq)}^- + \text{HCN}_{(aq)}$	$K_b = [\text{OH}^-] [\text{HCN}] / [\text{CN}^-]$
$\text{H}_2\text{O}_{(l)} \rightleftharpoons \text{H}_{(aq)}^+ + \text{OH}_{(aq)}^-$	$K = K_a \times K_b = [\text{H}^+][\text{OH}^-]$

In this case, the sum of the reactions described by K_a and K_b is the equation for the autoionization of water, and the product of the two equilibrium constants is K_w :

$$K_a K_b = K_w \quad (2.2.10)$$

Thus if we know either K_a for an acid or K_b for its conjugate base, we can calculate the other equilibrium constant for any conjugate acid–base pair.

Just as with pH , pOH , and pK_w , we can use negative logarithms to avoid exponential notation in writing acid and base ionization constants, by defining pK_a as follows:

$$pK_a = -\log_{10} K_a \quad (2.2.11)$$

$$K_a = 10^{-pK_a} \quad (2.2.12)$$

and pK_b as

$$pK_b = -\log_{10} K_b \quad (2.2.13)$$

$$K_b = 10^{-pK_b} \quad (2.2.14)$$

Similarly, Equation 2.2.10, which expresses the relationship between K_a and K_b , can be written in logarithmic form as follows:

$$pK_a + pK_b = pK_w \quad (2.2.15)$$

At 25 °C, this becomes

$$pK_a + pK_b = 14.00 \quad (2.2.16)$$

The values of pK_a and pK_b are given for several common acids and bases in Tables 2.2.1 and 2.2.2, respectively, and a more extensive set of data is provided in Tables E1 and E2. Because of the use of negative logarithms, smaller values of pK_a correspond to larger acid ionization constants and hence stronger acids. For example, nitrous acid (HNO_2), with a pK_a of 3.25, is about a million times stronger acid than hydrocyanic acid (HCN), with a pK_a of 9.21. Conversely, smaller values of pK_b correspond to larger base ionization constants and hence stronger bases.

ACID		BASE	
negligible	OH^-	O^{2-}	strong
	HS^-	S^{2-}	
weak	H_2O	OH^-	weak
	HPO_4^{2-}	PO_4^{3-}	
	HCO_3^-	CO_3^{2-}	
	NH_4^+	NH_3	
	HCN	CN^-	
	H_2PO_4^-	HPO_4^{2-}	
	HSO_3^-	SO_3^{2-}	
	H_2S	HS^-	
	H_2CO_3	HCO_3^-	
	$\text{C}_5\text{H}_5\text{NH}^+$	$\text{C}_5\text{H}_5\text{N}$	
	$\text{CH}_3\text{CO}_2\text{H}$	CH_3CO_2^-	
	HF	F^-	
	H_3PO_4	H_2PO_4^-	
	H_2SO_3	HSO_3^-	
strong	HSO_4^-	SO_4^{2-}	negligible
	H_3O^+	H_2O	
	HNO_3	NO_3^-	
	H_2SO_4	HSO_4^-	
	HCl	Cl^-	
	HBr	Br^-	

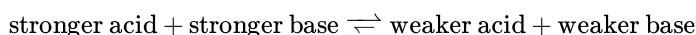
Figure 2.2.1: The Relative Strengths of Some Common Conjugate Acid–Base Pairs. The strongest acids are at the bottom left, and the strongest bases are at the top right. The conjugate base of a strong acid is a very weak base, and, conversely, the conjugate acid of a strong base is a very weak acid.

Strong acids are H_3O^+ , HNO_3 , H_2SO_4 , HCl , and HBr . Negligible acids are HS^- and OH^- . Strong bases are O^{2-} , S^{2-} . Negligible bases are NO_3^- , HSO_4^- , Cl^- , and Br^- .

The relative strengths of some common acids and their conjugate bases are shown graphically in Figure 2.2.1. The conjugate acid–base pairs are listed in order (from top to bottom) of increasing acid strength, which corresponds to decreasing values of pK_a . This order corresponds to decreasing strength of the conjugate base or increasing values of pK_b . At the bottom left of Figure 2.2.2 are the common strong acids; at the top right are the most common strong bases. Notice the inverse relationship between the strength of the parent acid and the strength of the conjugate base. Thus the conjugate base of a strong acid is a very weak base, and the conjugate base of a very weak acid is a strong base.

The conjugate base of a strong acid is a weak base and vice versa.

We can use the relative strengths of acids and bases to predict the direction of an acid–base reaction by following a single rule: an acid–base equilibrium always favors the side with the weaker acid and base, as indicated by these arrows:

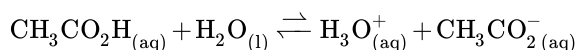


In an acid–base reaction, the proton always reacts with the stronger base.

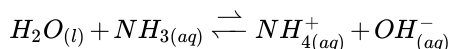
For example, hydrochloric acid is a strong acid that ionizes essentially completely in dilute aqueous solution to produce H_3O^+ and Cl^- ; only negligible amounts of HCl molecules remain undissociated. Hence the ionization equilibrium lies virtually all the way to the right, as represented by a single arrow:



In contrast, acetic acid is a weak acid, and water is a weak base. Consequently, aqueous solutions of acetic acid contain mostly acetic acid molecules in equilibrium with a small concentration of H_3O^+ and acetate ions, and the ionization equilibrium lies far to the left, as represented by these arrows:



Similarly, in the reaction of ammonia with water, the hydroxide ion is a strong base, and ammonia is a weak base, whereas the ammonium ion is a stronger acid than water. Hence this equilibrium also lies to the left:



All acid–base equilibria favor the side with the weaker acid and base. Thus the proton is bound to the stronger base.

✓ Example 2.2.1: Butyrate and Dimethylammonium Ions

- Calculate K_b and pK_b of the butyrate ion ($\text{CH}_3\text{CH}_2\text{CH}_2\text{CO}_2^-$). The pK_a of butyric acid at 25°C is 4.83. Butyric acid is responsible for the foul smell of rancid butter.
- Calculate K_a and pK_a of the dimethylammonium ion ($(\text{CH}_3)_2\text{NH}_2^+$). The base ionization constant K_b of dimethylamine ($(\text{CH}_3)_2\text{NH}$) is 5.4×10^{-4} at 25°C.

Given: pK_a and K_b

Asked for: corresponding K_b and pK_b , K_a and pK_a

Strategy:

The constants K_a and K_b are related as shown in Equation 2.2.10. The pK_a and pK_b for an acid and its conjugate base are related as shown in Equations 2.2.15 and 2.2.16. Use the relationships $pK = -\log K$ and $K = 10^{-pK}$ (Equations 2.2.11 and 2.2.13) to convert between K_a and pK_a or K_b and pK_b .

Solution:

We are given the pK_a for butyric acid and asked to calculate the K_b and the pK_b for its conjugate base, the butyrate ion. Because the pK_a value cited is for a temperature of 25°C, we can use Equation 2.2.16: $pK_a + pK_b = pK_w = 14.00$. Substituting the pK_a and solving for the pK_b ,

$$4.83 + pK_b = 14.00$$

$$pK_b = 14.00 - 4.83 = 9.17$$

Because $pK_b = -\log K_b$, K_b is $10^{-9.17} = 6.8 \times 10^{-10}$.

In this case, we are given K_b for a base (dimethylamine) and asked to calculate K_a and pK_a for its conjugate acid, the dimethylammonium ion. Because the initial quantity given is K_b rather than pK_b , we can use Equation 2.2.10: $K_a K_b = K_w$. Substituting the values of K_b and K_w at 25°C and solving for K_a ,

$$K_a(5.4 \times 10^{-4}) = 1.01 \times 10^{-14}$$

$$K_a = 1.9 \times 10^{-11}$$

Because $pK_a = -\log K_a$, we have $pK_a = -\log(1.9 \times 10^{-11}) = 10.72$. We could also have converted K_b to pK_b to obtain the same answer:

$$pK_b = -\log(5.4 \times 10^{-4}) = 3.27$$

$$pK_a + pK_b = 14.00$$

$$pK_a = 10.73$$

$$K_a = 10^{-pK_a} = 10^{-10.73} = 1.9 \times 10^{-11}$$

If we are given any one of these four quantities for an acid or a base (K_a , pK_a , K_b , or pK_b), we can calculate the other three.

? Exercise 2.2.1: Lactic Acid

Lactic acid ($CH_3CH(OH)CO_2H$) is responsible for the pungent taste and smell of sour milk; it is also thought to produce soreness in fatigued muscles. Its pK_a is 3.86 at 25°C. Calculate K_a for lactic acid and pK_b and K_b for the lactate ion.

Answer

- $K_a = 1.4 \times 10^{-4}$ for lactic acid;
- $pK_b = 10.14$ and
- $K_b = 7.2 \times 10^{-11}$ for the lactate ion



A Video Calculating pH in Strong Acid or Strong Base Solutions: [Calculating pH in Strong Acid or Strong Base Solutions](https://youtu.be/) [youtu.be]

Solutions of Strong Acids and Bases: The Leveling Effect

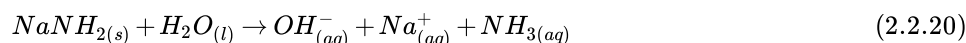
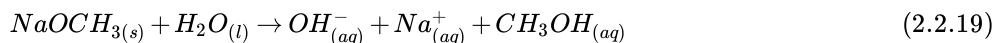
You will notice in Table 2.2.1 that acids like H_2SO_4 and HNO_3 lie above the hydronium ion, meaning that they have pK_a values less than zero and are stronger acids than the H_3O^+ ion. Recall from Chapter 4 that the acidic proton in virtually all oxoacids is bonded to one of the oxygen atoms of the oxoanion. Thus nitric acid should properly be written as $HONO_2$. Unfortunately, however, the formulas of oxoacids are almost always written with hydrogen on the left and oxygen on the right, giving HNO_3 instead. In fact, all six of the common strong acids that we first encountered in Chapter 4 have pK_a values less than zero, which means that they have a greater tendency to lose a proton than does the H_3O^+ ion. Conversely, the conjugate bases of these strong acids are weaker bases than water. Consequently, the proton-transfer equilibria for these strong acids lie far to the right, and adding any of the common strong acids to water results in an essentially stoichiometric reaction of the acid with water to form a solution of the H_3O^+ ion and the conjugate base of the acid.

Although K_a for HI is about 108 greater than K_a for HNO_3 , the reaction of either HI or HNO_3 with water gives an essentially stoichiometric solution of H_3O^+ and I^- or NO_3^- . In fact, a 0.1 M aqueous solution of any strong acid actually contains 0.1 M H_3O^+ , regardless of the identity of the strong acid. This phenomenon is called the leveling effect: any species that is a stronger acid than the conjugate acid of water (H_3O^+) is leveled to the strength of H_3O^+ in aqueous solution because H_3O^+ is the strongest acid that can exist in equilibrium with water. Consequently, it is impossible to distinguish between the strengths of acids such as HI and HNO_3 in aqueous solution, and an alternative approach must be used to determine their relative acid strengths.

One method is to use a solvent such as anhydrous acetic acid. Because acetic acid is a stronger acid than water, it must also be a weaker base, with a lesser tendency to accept a proton than H_2O . Measurements of the conductivity of 0.1 M solutions of both HI and HNO_3 in acetic acid show that HI is completely dissociated, but HNO_3 is only partially dissociated and behaves like a weak acid in this solvent. This result clearly tells us that HI is a stronger acid than HNO_3 . The relative order of acid strengths and approximate K_a and pK_a values for the strong acids at the top of Table 2.2.1 were determined using measurements like this and different nonaqueous solvents.

In aqueous solutions, H_3O^+ is the strongest acid and OH^- is the strongest base that can exist in equilibrium with H_2O .

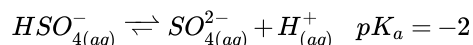
The leveling effect applies to solutions of strong bases as well: In aqueous solution, any base stronger than OH^- is leveled to the strength of OH^- because OH^- is the strongest base that can exist in equilibrium with water. Salts such as K_2O , NaOCH_3 (sodium methoxide), and NaNH_2 (sodamide, or sodium amide), whose anions are the conjugate bases of species that would lie below water in Table 2.2.2, are all strong bases that react essentially completely (and often violently) with water, accepting a proton to give a solution of OH^- and the corresponding cation:



Other examples that you may encounter are potassium hydride (KH) and organometallic compounds such as methyl lithium (CH_3Li).

Polyprotic Acids and Bases

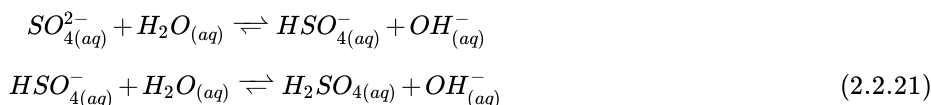
As you learned, polyprotic acids such as H_2SO_4 , H_3PO_4 , and H_2CO_3 contain more than one ionizable proton, and the protons are lost in a stepwise manner. The fully protonated species is always the strongest acid because it is easier to remove a proton from a neutral molecule than from a negatively charged ion. Thus acid strength decreases with the loss of subsequent protons, and, correspondingly, the pK_a increases. Consider H_2SO_4 , for example:



The equilibrium in the first reaction lies far to the right, consistent with H_2SO_4 being a strong acid. In contrast, in the second reaction, appreciable quantities of both HSO_4^- and SO_4^{2-} are present at equilibrium.

For a polyprotic acid, acid strength decreases and the pK_a increases with the sequential loss of each proton.

The hydrogen sulfate ion (HSO_4^-) is both the conjugate base of H_2SO_4 and the conjugate acid of SO_4^{2-} . Just like water, HSO_4^- can therefore act as either an acid or a base, depending on whether the other reactant is a stronger acid or a stronger base. Conversely, the sulfate ion (SO_4^{2-}) is a polyprotic base that is capable of accepting two protons in a stepwise manner:



Like any other conjugate acid–base pair, the strengths of the conjugate acids and bases are related by $pK_a + pK_b = pK_w$. Consider, for example, the $\text{HSO}_4^-/\text{SO}_4^{2-}$ conjugate acid–base pair. From Table 2.2.1, we see that the pK_a of HSO_4^- is 1.99. Hence the pK_b of SO_4^{2-} is $14.00 - 1.99 = 12.01$. Thus sulfate is a rather weak base, whereas OH^- is a strong base, so the equilibrium shown in Equation 2.2.21 lies to the left. The HSO_4^- ion is also a very weak base (pK_a of $\text{H}_2\text{SO}_4 = 2.0$, pK_b of $\text{HSO}_4^- = 14 - (-2.0) = 16$), which is consistent with what we expect for the conjugate base of a strong acid.

✓ Example 2.2.2

Predict whether the equilibrium for each reaction lies to the left or the right as written.

- $\text{NH}_4^+_{(aq)} + \text{PO}_4^{3-}_{(aq)} \rightleftharpoons \text{NH}_{3(aq)} + \text{HPO}_4^{2-}_{(aq)}$
- $\text{CH}_3\text{CH}_2\text{CO}_2\text{H}_{(aq)} + \text{CN}^-_{(aq)} \rightleftharpoons \text{CH}_3\text{CH}_2\text{CO}_2^-_{(aq)} + \text{HCN}_{(aq)}$

Given: balanced chemical equation

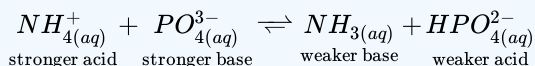
Asked for: equilibrium position

Strategy:

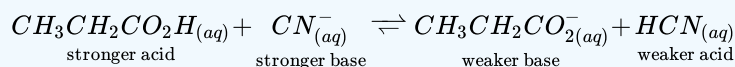
Identify the conjugate acid–base pairs in each reaction. Then refer to Tables 2.2.1 and 2.2.2 and Figure 2.2.2 to determine which is the stronger acid and base. Equilibrium **always** favors the formation of the weaker acid–base pair.

Solution:

The conjugate acid–base pairs are NH_4^+/NH_3 and HPO_4^{2-}/PO_4^{3-} . According to Tables 2.2.1 and 2.2.2, NH_4^+ is a stronger acid ($pK_a = 9.25$) than HPO_4^{2-} ($pK_a = 12.32$), and PO_4^{3-} is a stronger base ($pK_b = 1.68$) than NH_3 ($pK_b = 4.75$). The equilibrium will therefore lie to the right, favoring the formation of the weaker acid–base pair:



The conjugate acid–base pairs are $CH_3CH_2CO_2H/CH_3CH_2CO_2^-$ and HCN/CN^- . According to Table 2.2.1, HCN is a weak acid ($pK_a = 9.21$) and CN^- is a moderately weak base ($pK_b = 4.79$). Propionic acid ($CH_3CH_2CO_2H$) is not listed in Table 2.2.1, however. In a situation like this, the best approach is to look for a similar compound whose acid–base properties are listed. For example, propionic acid and acetic acid are identical except for the groups attached to the carbon atom of the carboxylic acid ($-CH_2CH_3$ versus $-CH_3$), so we might expect the two compounds to have similar acid–base properties. In particular, we would expect the pK_a of propionic acid to be similar in magnitude to the pK_a of acetic acid. (In fact, the pK_a of propionic acid is 4.87, compared to 4.76 for acetic acid, which makes propionic acid a slightly weaker acid than acetic acid.) Thus propionic acid should be a significantly stronger acid than HCN. Because the stronger acid forms the weaker conjugate base, we predict that cyanide will be a stronger base than propionate. The equilibrium will therefore lie to the right, favoring the formation of the weaker acid–base pair:



? Exercise 2.2.1

Predict whether the equilibrium for each reaction lies to the left or the right as written.

- $H_2O_{(l)} + HS_{(aq)}^- \rightleftharpoons OH_{(aq)}^- + H_2S_{(aq)}$
- $HCO_2^-(aq) + HSO_4^-(aq) \rightleftharpoons HCO_2H_{(aq)} + SO_4^{2-}(aq)$

Answer a

left

Answer b

left



A Video Discussing Polyprotic Acids: [Polyprotic Acids](https://youtu.be/) [youtu.be]

Summary

Acid–base reactions always contain two conjugate acid–base pairs. Each acid and each base has an associated ionization constant that corresponds to its acid or base strength. Two species that differ by only a proton constitute a conjugate acid–base pair. The magnitude of the equilibrium constant for an ionization reaction can be used to determine the relative strengths of acids and bases.

For an aqueous solution of a weak acid, the dissociation constant is called the acid ionization constant (K_a). Similarly, the equilibrium constant for the reaction of a weak base with water is the base ionization constant (K_b). For any conjugate acid–base pair, $K_a K_b = K_w$. Smaller values of pK_a correspond to larger acid ionization constants and hence stronger acids. Conversely, smaller values of pK_b correspond to larger base ionization constants and hence stronger bases. At 25°C, $pK_a + pK_b = 14.00$. Acid–base reactions always proceed in the direction that produces the weaker acid–base pair. No acid stronger than H_3O^+ and no base stronger than OH^- can exist in aqueous solution, leading to the phenomenon known as the leveling effect. Polyprotic acids (and bases) lose (and gain) protons in a stepwise manner, with the fully protonated species being the strongest acid and the fully deprotonated species the strongest base.

Key Equations

- Acid ionization constant:

$$K_a = \frac{[H_3O^+][A^-]}{[HA]}$$

- Base ionization constant:

$$K_b = \frac{[BH^+][OH^-]}{[B]}$$

- Relationship between K_a and K_b of a conjugate acid–base pair:

$$K_a K_b = K_w$$

- Definition of pK_a :

$$pK_a = -\log_{10} K_a$$
$$K_a = 10^{-pK_a}$$

- Definition of pK_b :

$$pK_b = -\log_{10} K_b$$
$$K_b = 10^{-pK_b}$$

- Relationship between pK_a and pK_b of a conjugate acid–base pair:

$$pK_a + pK_b = pK_w$$
$$pK_a + pK_b = 14.00 \text{ at } 25^\circ\text{C}$$

Contributors and Attributions

- Stephen Lower, Professor Emeritus ([Simon Fraser U.](#)) [Chem1 Virtual Textbook](#)

2.2: Finding the $[H_3O^+]$ and pH of Strong and Weak Acid Solutions is shared under a [CC BY-NC-SA 4.0](#) license and was authored, remixed, and/or curated by LibreTexts.

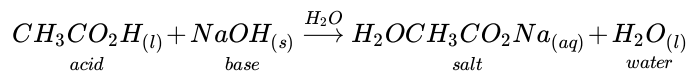
- 16.5: Strong Acids and Bases is licensed [CC BY-NC-SA 3.0](#).

2.3: The Acid-Base Properties of Ions and Salts

Learning Objectives

- To recognize salts that will produce acidic, basic, or neutral solutions in water
- To understand the Lewis acidity of small, highly-charged metal ions in water

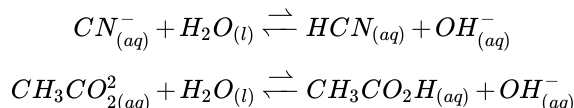
A neutralization reaction can be defined as the reaction of an acid and a base to produce a salt and water. That is, another cation, such as Na^+ , replaces the proton on the acid. An example is the reaction of CH_3CO_2H , a weak acid, with $NaOH$, a strong base:



Depending on the acid–base properties of its component ions, however, a salt can dissolve in water to produce a neutral solution, a basic solution, or an acidic solution.

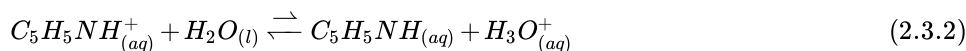
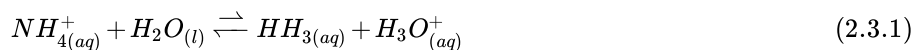
When a salt such as $NaCl$ dissolves in water, it produces $Na^+_{(aq)}$ and $Cl^-_{(aq)}$ ions. Using a Lewis approach, the Na^+ ion can be viewed as an acid because it is an electron pair acceptor, although its low charge and relatively large radius make it a very weak acid. The Cl^- ion is the conjugate base of the strong acid HCl , so it has essentially no basic character. Consequently, dissolving $NaCl$ in water has no effect on the pH of a solution, and the solution remains neutral.

Now let's compare this behavior to the behavior of aqueous solutions of potassium cyanide and sodium acetate. Again, the cations (K^+ and Na^+) have essentially no acidic character, but the anions (CN^- and $CH_3CO_2^-$) are weak bases that can react with water because they are the conjugate bases of the weak acids HCN and acetic acid, respectively.



Neither reaction proceeds very far to the right as written because the formation of the weaker acid–base pair is favored. Both HCN and acetic acid are stronger acids than water, and hydroxide is a stronger base than either acetate or cyanide, so in both cases, the equilibrium lies to the left. Nonetheless, each of these reactions generates enough hydroxide ions to produce a basic solution. For example, the pH of a 0.1 M solution of sodium acetate or potassium cyanide at 25°C is 8.8 or 11.1, respectively. From Table 2.3.1 and Figure 2.3.1, we can see that CN^- is a stronger base ($pK_b = 4.79$) than acetate ($pK_b = 9.24$), which is consistent with KCN producing a more basic solution than sodium acetate at the same concentration.

In contrast, the conjugate acid of a weak base should be a weak acid (Equation 2.3.1). For example, ammonium chloride and pyridinium chloride are salts produced by reacting ammonia and pyridine, respectively, with HCl . As you already know, the chloride ion is such a weak base that it does not react with water. In contrast, the cations of the two salts are weak acids that react with water as follows:



Equation 2.3.1 indicates that H_3O^+ is a stronger acid than either NH_4^+ or $C_5H_5NH^+$, and conversely, ammonia and pyridine are both stronger bases than water. The equilibrium will therefore lie far to the left in both cases, favoring the weaker acid–base pair. The H_3O^+ concentration produced by the reactions is great enough, however, to decrease the pH of the solution significantly: the pH of a 0.10 M solution of ammonium chloride or pyridinium chloride at 25°C is 5.13 or 3.12, respectively. This is consistent with the information shown in Figure 16.2, indicating that the pyridinium ion is more acidic than the ammonium ion.

What happens with aqueous solutions of a salt such as ammonium acetate, where both the cation and the anion can react separately with water to produce an acid and a base, respectively? According to Figure 16.10, the ammonium ion will lower the pH , while according to Equation 2.3.2, the acetate ion will raise the pH . This particular case is unusual, in that the cation is as strong an acid as the anion is a base ($pK_a \approx pK_b$). Consequently, the two effects cancel, and the solution remains neutral. With salts in which the cation is a stronger acid than the anion is a base, the final solution has a $pH < 7.00$. Conversely, if the cation is a weaker acid than the anion is a base, the final solution has a $pH > 7.00$.

Solutions of simple salts of metal ions can also be acidic, even though a metal ion cannot donate a proton directly to water to produce H_3O^+ . Instead, a metal ion can act as a Lewis acid and interact with water, a Lewis base, by coordinating to a lone pair of electrons on the oxygen atom to form a hydrated metal ion (part (a) in Figure 2.3.1). A water molecule coordinated to a metal ion is more acidic than a free water molecule for two reasons. First, repulsive electrostatic interactions between the positively charged metal ion and the partially positively charged hydrogen atoms of the coordinated water molecule make it easier for the coordinated water to lose a proton.

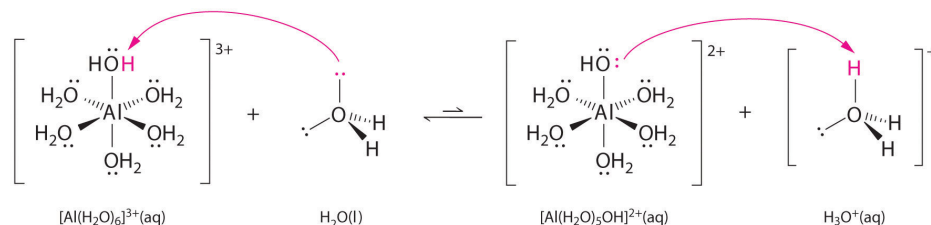


Figure 2.3.1. With less electron density between the O atoms and the H atoms, the O–H bonds are weaker than in a free H_2O molecule, making it easier to lose a H^+ ion.

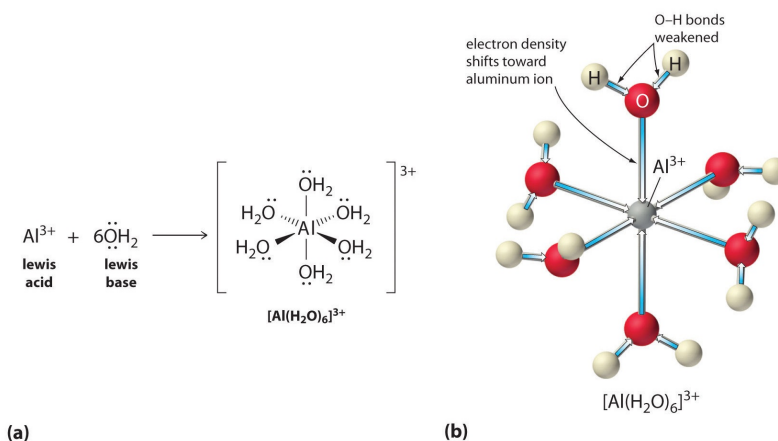


Figure 2.3.1: Effect of a Metal Ion on the Acidity of Water (a) Reaction of the metal ion Al^{3+} with water to form the hydrated metal ion is an example of a Lewis acid–base reaction. (b) The positive charge on the aluminum ion attracts electron density from the oxygen atoms, which shifts electron density away from the O–H bonds. The decrease in electron density weakens the O–H bonds in the water molecules and makes it easier for them to lose a proton.

On the left is the reaction of Al three plus with six OH₂ which produces [AL(H₂O)₆] three plus. On the right is the molecular structure of [Al(H₂O)₆] three plus.

The magnitude of this effect depends on the following two factors (Figure 2.3.2):

1. The charge on the metal ion. A divalent ion (M^{2+}) has approximately twice as strong an effect on the electron density in a coordinated water molecule as a monovalent ion (M^+) of the same radius.
2. The radius of the metal ion. For metal ions with the same charge, the smaller the ion, the shorter the internuclear distance to the oxygen atom of the water molecule and the greater the effect of the metal on the electron density distribution in the water molecule.

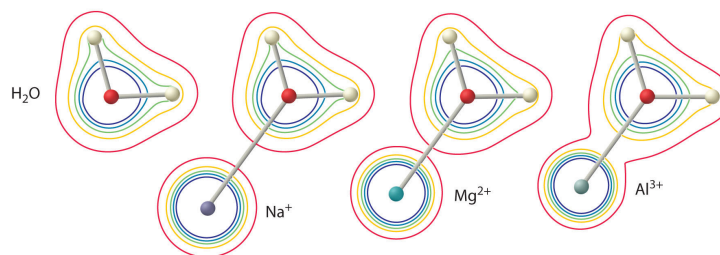
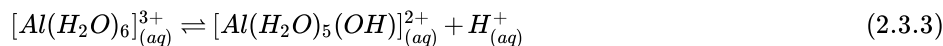


Figure 2.3.2: The Effect of the Charge and Radius of a Metal Ion on the Acidity of a Coordinated Water Molecule. The contours show the electron density on the O atoms and the H atoms in both a free water molecule (left) and water molecules coordinated to Na^+ , Mg^{2+} , and Al^{3+} ions. These contour maps demonstrate that the smallest, most highly charged metal ion (Al^{3+}) causes the greatest decrease in electron density of the O–H bonds of the water molecule. Due to this effect, the acidity of hydrated metal ions increases as the charge on the metal ion increases and its radius decreases.

Thus aqueous solutions of small, highly charged metal ions, such as Al^{3+} and Fe^{3+} , are acidic:



The $[Al(H_2O)_6]^{3+}$ ion has a pK_a of 5.0, making it almost as strong an acid as acetic acid. Because of the two factors described previously, the most important parameter for predicting the effect of a metal ion on the acidity of coordinated water molecules is the charge-to-radius ratio of the metal ion. A number of pairs of metal ions that lie on a diagonal line in the periodic table, such as Li^+ and Mg^{2+} or Ca^{2+} and Y^{3+} , have different sizes and charges, but similar charge-to-radius ratios. As a result, these pairs of metal ions have similar effects on the acidity of coordinated water molecules, and they often exhibit other significant similarities in chemistry as well.

Solutions of small, highly charged metal ions in water are acidic.

Reactions such as those discussed in this section, in which a salt reacts with water to give an acidic or basic solution, are often called hydrolysis reactions. Using a separate name for this type of reaction is unfortunate because it suggests that they are somehow different. In fact, hydrolysis reactions are just acid–base reactions in which the acid is a cation or the base is an anion; they obey the same principles and rules as all other acid–base reactions.

A hydrolysis reaction is an acid–base reaction.

✓ Example 2.3.1

Predict whether aqueous solutions of these compounds are acidic, basic, or neutral.

- KNO_3
- $CrBr_3 \cdot H_2O$
- Na_2SO_4

Given: compound

Asked for: acidity or basicity of aqueous solution

Strategy:

- Assess the acid–base properties of the cation and the anion. If the cation is a weak Lewis acid, it will not affect the pH of the solution. If the cation is the conjugate acid of a weak base or a relatively highly charged metal cation, however, it will react with water to produce an acidic solution.
- If the anion is the conjugate base of a strong acid, it will not affect the pH of the solution. If, however, the anion is the conjugate base of a weak acid, the solution will be basic.

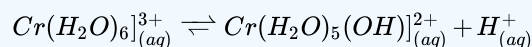
Solution:

a

- The K^+ cation has a small positive charge (+1) and a relatively large radius (because it is in the fourth row of the periodic table), so it is a very weak Lewis acid.
- The NO_3^- anion is the conjugate base of a strong acid, so it has essentially no basic character (Table 16.1). Hence neither the cation nor the anion will react with water to produce H^+ or OH^- , and the solution will be neutral.

b.

- The Cr^{3+} ion is a relatively highly charged metal cation that should behave similarly to the Al^{3+} ion and form the $[Cr(H_2O)_6]^{3+}$ complex, which will behave as a weak acid:



- The Br^- anion is a very weak base (it is the conjugate base of the strong acid HBr), so it does not affect the pH of the solution. Hence the solution will be acidic.

c.

- The Na^+ ion, like the K^+ , is a very weak acid, so it should not affect the acidity of the solution.

B. In contrast, SO_4^{2-} is the conjugate base of HSO_4^- , which is a weak acid. Hence the SO_4^{2-} ion will react with water as shown in Figure 16.6 to give a slightly basic solution.

? Exercise 2.3.1

Predict whether aqueous solutions of the following are acidic, basic, or neutral.

- KI
- $Mg(ClO_4)_2$
- $NaHS$

Answer a

neutral

Answer b

acidic

Answer c

basic (due to the reaction of HS^- with water to form H_2S and OH^-)

Summary

A salt can dissolve in water to produce a neutral, a basic, or an acidic solution, depending on whether it contains the conjugate base of a weak acid as the anion (A^-), the conjugate acid of a weak base as the cation (BH^+), or both. Salts that contain small, highly charged metal ions produce acidic solutions in water. The reaction of a salt with water to produce an acidic or a basic solution is called a hydrolysis reaction.

Key Takeaways

- Acid–base reactions always contain two conjugate acid–base pairs.
- Each acid and each base has an associated ionization constant that corresponds to its acid or base strength.

2.3: The Acid-Base Properties of Ions and Salts is shared under a [CC BY-NC-SA 4.0](#) license and was authored, remixed, and/or curated by LibreTexts.

- [16.9: Acid-Base Properties of Salt Solutions](#) is licensed [CC BY-NC-SA 3.0](#).

CHAPTER OVERVIEW

3: Buffers

- 3.1: Buffers- Solutions That Resist pH Change
- 3.2: Buffer Effectiveness- Buffer Capacity and Buffer Range
- 3.3: Titrations and pH Curves

3: Buffers is shared under a [not declared](#) license and was authored, remixed, and/or curated by LibreTexts.

3.1: Buffers- Solutions That Resist pH Change

Learning Objectives

- Recognize common ions from various salts, acids, and bases.
- Calculate concentrations involving common ions.
- Calculate ion concentrations involving chemical equilibrium.

The common-ion effect is used to describe the effect on an equilibrium involving a substance that adds an ion that is a part of the equilibrium.

Introduction

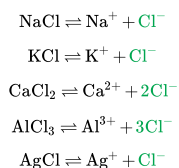
The solubility products K_{sp} 's are equilibrium constants in heterogeneous equilibria (i.e., between two different phases). If several salts are present in a system, they all ionize in the solution. If the salts contain a common cation or anion, these salts contribute to the concentration of the common ion. Contributions from all salts must be included in the calculation of concentration of the common ion. For example, a solution containing sodium chloride and potassium chloride will have the following relationship:

$$[\text{Na}^+] + [\text{K}^+] = [\text{Cl}^-] \quad (3.1.1)$$

Consideration of *charge balance* or *mass balance* or both leads to the same conclusion.

Common Ions

When NaCl and KCl are dissolved in the same solution, the Cl^- ions are *common* to both salts. In a system containing NaCl and KCl, the Cl^- ions are common ions.



For example, when AgCl is dissolved into a solution already containing NaCl (actually Na^+ and Cl^- ions), the Cl^- ions come from the ionization of both AgCl and NaCl. Thus, $[\text{Cl}^-]$ differs from $[\text{Ag}^+]$. The following examples show how the concentration of the common ion is calculated.

✓ Example 3.1.1

What are $[\text{Na}^+]$, $[\text{Cl}^-]$, $[\text{Ca}^{2+}]$, and $[\text{H}^+]$ in a solution containing 0.10 M each of NaCl, CaCl_2 , and HCl?

Solution

Due to the conservation of ions, we have

$$[\text{Na}^+] = [\text{Ca}^{2+}] = [\text{H}^+] = 0.10 \text{ M}$$

but

$$\begin{aligned} [\text{Cl}^-] &= 0.10 \text{ (due to NaCl)} \\ &\quad + 0.20 \text{ (due to CaCl}_2\text{)} \\ &\quad + 0.10 \text{ (due to HCl)} \\ &= 0.40 \text{ M} \end{aligned}$$

? Exercise 3.1.1

John poured 10.0 mL of 0.10 M NaCl, 10.0 mL of 0.10 M KOH, and 5.0 mL of 0.20 M HCl solutions together and then he made the total volume to be 100.0 mL. What is $[\text{Cl}^-]$ in the final solution?

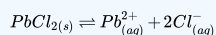
Solution

$$[\text{Cl}^-] = \frac{0.1 \text{ M} \times 10 \text{ mL} + 0.2 \text{ M} \times 5.0 \text{ mL}}{100.0 \text{ mL}} = 0.020 \text{ M}$$

Le Châtelier's Principle states that if an equilibrium becomes unbalanced, the reaction will shift to restore the balance. If a common ion is added to a weak acid or weak base equilibrium, then the equilibrium will shift towards the reactants, in this case the weak acid or base.

✓ Example 3.1.2: Solubility of Lead Chloride

Consider the lead(II) ion concentration in this *saturated* solution of PbCl_2 . The balanced reaction is



Defining s as the concentration of dissolved lead(II) chloride, then:

$$[\text{Pb}^{2+}] = s$$

$$[\text{Cl}^-] = 2s$$

These values can be substituted into the solubility product expression, which can be solved for s :

$$K_{sp} = [\text{Pb}^{2+}][\text{Cl}^-]^2 \quad (3.1.2)$$

$$= s \times (2s)^2 \quad (3.1.3)$$

$$1.7 \times 10^{-5} = 4s^3 \quad (3.1.4)$$

$$s^3 = \frac{1.7 \times 10^{-5}}{4} \quad (3.1.5)$$

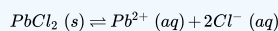
$$= 4.25 \times 10^{-6} \quad (3.1.6)$$

$$s = \sqrt[3]{4.25 \times 10^{-6}} \quad (3.1.7)$$

$$= 1.62 \times 10^{-2} \text{ mol dm}^{-3} \quad (3.1.8)$$

The concentration of lead(II) ions in the solution is $1.62 \times 10^{-2} \text{ M}$. Consider what happens if sodium chloride is added to this saturated solution. Sodium chloride shares an ion with lead(II) chloride. The chloride ion is **common** to both of them; this is the origin of the term "common ion effect".

Look at the original equilibrium expression again:



What happens to that equilibrium if extra chloride ions are added? According to [Le Châtelier](#), the position of equilibrium will shift to counter the change, in this case, by removing the chloride ions by making extra solid lead(II) chloride.

Of course, the concentration of lead(II) ions in the solution is so small that only a tiny proportion of the extra chloride ions can be converted into solid lead(II) chloride. The lead(II) chloride becomes even *less soluble*, and the concentration of lead(II) ions in the solution *decreases*. This type of response occurs with any sparingly soluble substance: it is less soluble in a solution which contains any ion which it has in common. This is the common ion effect.

✓ Example 3.1.3

If an attempt is made to dissolve some lead(II) chloride in some 0.100 M sodium chloride solution instead of in water, what is the equilibrium concentration of the lead(II) ions this time? As before, define s to be the concentration of the lead(II) ions.

$$[Pb^{2+}] = s \quad (3.1.9)$$

The calculations are different from before. This time the concentration of the chloride ions is governed by the concentration of the sodium chloride solution. The number of ions coming from the lead(II) chloride is going to be tiny compared with the 0.100 M coming from the sodium chloride solution.

In calculations like this, it can be assumed that the concentration of the common ion is entirely due to the other solution. This simplifies the calculation.

So we assume:

$$[Cl^{-}] = 0.100 \text{ M} \quad (3.1.10)$$

The rest of the mathematics looks like this:

$$\begin{aligned} K_{sp} &= [Pb^{2+}][Cl^{-}]^2 \\ &= s \times (0.100)^2 \\ 1.7 \times 10^{-5} &= s \times 0.0100 \end{aligned}$$

therefore:

$$\begin{aligned} s &= \frac{1.7 \times 10^{-5}}{0.0100} \\ &= 1.7 \times 10^{-3} \text{ M} \end{aligned} \quad (3.1.11)$$

Finally, compare that value with the simple saturated solution:

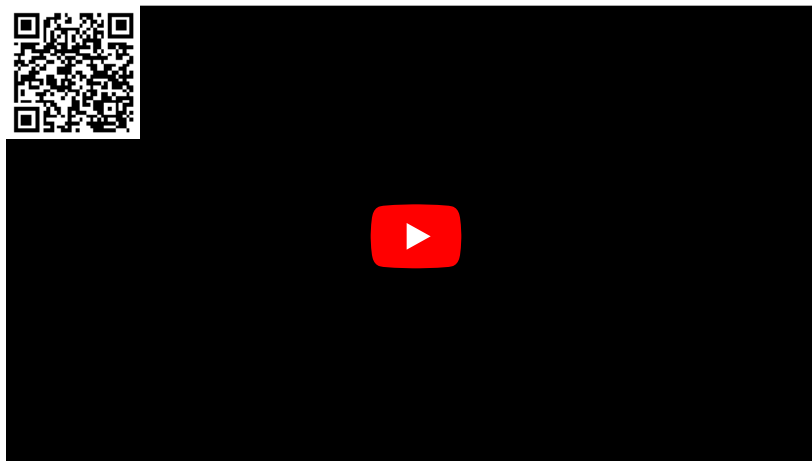
Original solution:

$$[Pb^{2+}] = 0.0162 \text{ M} \quad (3.1.12)$$

Solution in 0.100 M NaCl solution:

$$[Pb^{2+}] = 0.0017 \text{ M} \quad (3.1.13)$$

The concentration of the lead(II) ions has decreased by a factor of about 10. If more concentrated solutions of sodium chloride are used, the solubility decreases further.



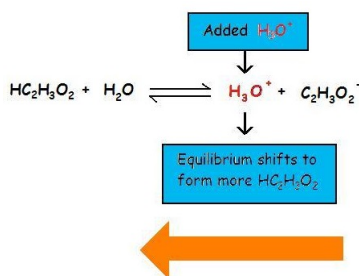
A Video Discussing Finding the Solubility of a Salt: [Finding the Solubility of a Salt](#)(opens in new window) [youtu.be]

Common Ion Effect with Weak Acids and Bases

Adding a common ion prevents the weak acid or weak base from ionizing as much as it would without the added common ion. The common ion effect suppresses the ionization of a weak acid by adding more of an ion that is a product of this equilibrium.

Adding a common ion to a system at equilibrium affects the equilibrium composition, but not the ionization constant.

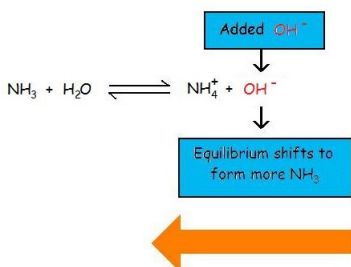
The common ion effect of H_3O^{+} on the ionization of acetic acid



HC2H3O2 reacts with H2O to produce H3O plus and C2H3 O2 minus. If more H3O plus is added to the reaction, the equilibrium would shift to form more HC2H3O2.

When a strong acid supplies the common ion H_3O^+ the equilibrium shifts to form more $\text{HC}_2\text{H}_3\text{O}_2$.

The common ion effect suppresses the ionization of a weak base by adding more of an ion that is a product of this equilibrium. Now consider the common ion effect of OH^- on the ionization of ammonia



When a strong base supplies the common ion OH^- the equilibrium shifts to form more NH_3 .

NH_3 reacts with H_2O to produce NH_4^+ plus and OH^- minus. If more OH^- minus is added to the reaction, the equilibrium would shift to form more NH_3 .

Adding the common ion of hydroxide shifts the reaction towards the left to decrease the stress (in accordance with [Le Chatelier's Principle](#)), forming more reactants. This decreases the reaction quotient, because the reaction is being pushed towards the left to reach equilibrium. The equilibrium constant, $K_b = 1.8 \times 10^{-5}$, does not change. The reaction is put out of balance, or equilibrium.

$$Q_a = \frac{[\text{NH}_4^+][\text{OH}^-]}{[\text{NH}_3]}$$

At first, when more hydroxide is added, the quotient is greater than the equilibrium constant. The reaction then shifts right, causing the denominator to increase, decreasing the reaction quotient and pulling towards equilibrium and causing Q to decrease towards K .

Common Ion Effect on Solubility

When a slightly soluble ionic compound is added to water, some of it dissolves to form a solution, establishing an equilibrium between the pure solid and a solution of its ions. For the dissolution of calcium phosphate, one of the two main components of kidney stones, the equilibrium can be written as follows, with the solid salt on the left:



As you will discover in more advanced chemistry courses, basic anions, such as S^{2-} , PO_4^{3-} , and CO_3^{2-} , react with water to produce OH^- and the corresponding protonated anion. Consequently, their calculated molarities, assuming no protonation in aqueous solution, are only approximate. The equilibrium constant for the dissolution of a sparingly soluble salt is the **solubility product (K_{sp})** of the salt. Because the concentration of a pure solid such as $\text{Ca}_3(\text{PO}_4)_2$ is a constant, it does not appear explicitly in the equilibrium constant expression. The equilibrium constant expression for the dissolution of calcium phosphate is therefore

$$K = \frac{[\text{Ca}^{2+}]^3[\text{PO}_4^{3-}]^2}{[\text{Ca}_3(\text{PO}_4)_2]} \quad (3.1.15)$$

$$[\text{Ca}_3(\text{PO}_4)_2]K = K_{sp} = [\text{Ca}^{2+}]^3[\text{PO}_4^{3-}]^2 \quad (3.1.16)$$

At 25°C and pH 7.00, K_{sp} for calcium phosphate is 2.07×10^{-33} , indicating that the concentrations of Ca^{2+} and PO_4^{3-} ions in solution that are in equilibrium with solid calcium phosphate are very low. The values of K_{sp} for some common salts vary dramatically for different compounds (Table E3). Although K_{sp} is not a function of pH in Equation 3.1.15, changes in pH can affect the solubility of a compound.

The solubility product expression tells us that the equilibrium concentrations of the cation and the anion are inversely related. That is, as the concentration of the anion increases, the maximum concentration of the cation needed for precipitation to occur decreases—and vice versa—so that K_{sp} is constant. **Consequently, the solubility of an ionic compound depends on the concentrations of other salts that contain the same ions.** This dependency is another example of the common ion effect where adding a common cation or anion shifts a solubility equilibrium in the direction predicted by Le Chatelier's principle. As a result, the solubility of any sparingly soluble salt is almost always decreased by the presence of a soluble salt that contains a common ion.

Consider, for example, the effect of adding a soluble salt, such as CaCl_2 , to a saturated solution of calcium phosphate $[\text{Ca}_3(\text{PO}_4)_2]$. We have seen that the solubility of $\text{Ca}_3(\text{PO}_4)_2$ in water at 25°C is $1.14 \times 10^{-7} \text{ M}$ ($K_{sp} = 2.07 \times 10^{-33}$). Thus a saturated solution of $\text{Ca}_3(\text{PO}_4)_2$ in water contains

- $3 \times (1.14 \times 10^{-7} \text{ M}) = 3.42 \times 10^{-7} \text{ M}$ of Ca^{2+}
- $2 \times (1.14 \times 10^{-7} \text{ M}) = 2.28 \times 10^{-7} \text{ M}$ of PO_4^{3-}

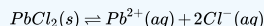
according to the stoichiometry shown in Equation 3.1.15 (neglecting hydrolysis to form HPO_4^{2-}). If CaCl_2 is added to a saturated solution of $\text{Ca}_3(\text{PO}_4)_2$, the Ca^{2+} ion concentration will increase such that $[\text{Ca}^{2+}] > 3.42 \times 10^{-7} \text{ M}$, making $Q > K_{sp}$. The only way the system can return to equilibrium is for the reaction in Equation 3.1.15 to proceed to the left, resulting in precipitation of $\text{Ca}_3(\text{PO}_4)_2$. This will decrease the concentration of both Ca^{2+} and PO_4^{3-} until $Q = K_{sp}$.

Note

Adding a common ion decreases solubility, as the reaction shifts toward the left to relieve the stress of the excess product. Adding a common ion to a dissociation reaction causes the equilibrium to shift left, toward the reactants, causing precipitation.

✓ Example 3.1.5

Consider the reaction:



What happens to the solubility of $\text{PbCl}_2(s)$ when 0.1 M NaCl is added?

Solution

$$K_{sp} = 1.7 \times 10^{-5}$$

$$Q_{sp} = 1.8 \times 10^{-5}$$

Identify the common ion: Cl^-

Notice: $Q_{sp} > K_{sp}$. The addition of NaCl has caused the reaction to shift out of equilibrium because there are more dissociated ions. Typically, solving for the molarities requires the assumption that the solubility of PbCl_2 is equivalent to the concentration of Pb^{2+} produced because they are in a 1:1 ratio.

Because K_{sp} for the reaction is 1.7×10^{-5} , the overall reaction would be $(s)(2s)^2 = 1.7 \times 10^{-5}$. Solving the equation for s gives $s = 1.62 \times 10^{-2}$ M. The coefficient on Cl^- is 2, so it is assumed that twice as much Cl^- is produced as Pb^{2+} , hence the '2s.' The solubility equilibrium constant can be used to solve for the molarities of the ions at equilibrium.

The molarity of Cl^- added would be 0.1 M because Na^+ and Cl^- are in a 1:1 ratio in the ionic salt, NaCl. Therefore, the overall molarity of Cl^- would be $2s + 0.1$, with $2s$ referring to the contribution of the chloride ion from the dissociation of lead chloride.

$$Q_{sp} = [\text{Pb}^{2+}][\text{Cl}^-]^2 \quad (3.1.17)$$

$$1.8 \times 10^{-5} = (s)(2s + 0.1)^2 \quad (3.1.18)$$

$$s = [\text{Pb}^{2+}] \quad (3.1.19)$$

$$= 1.8 \times 10^{-3} \text{ M} \quad (3.1.20)$$

$$2s = [\text{Cl}^-] \quad (3.1.21)$$

$$\approx 0.1 \text{ M} \quad (3.1.22)$$

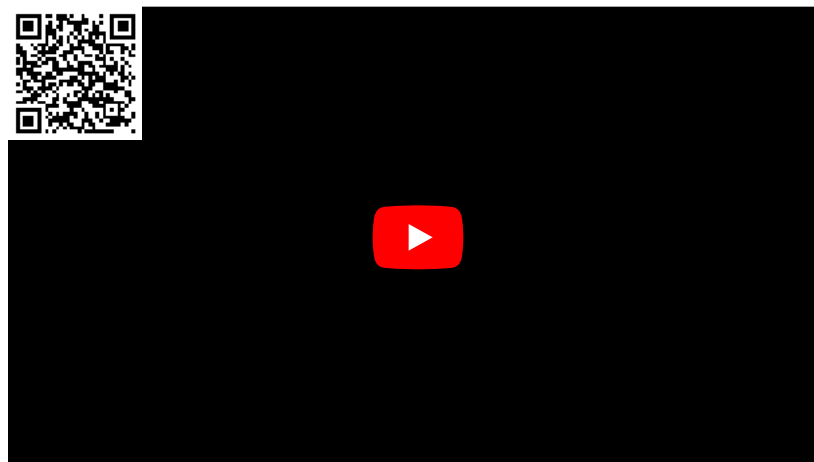
Notice that the molarity of Pb^{2+} is lower when NaCl is added. The equilibrium constant remains the same because of the increased concentration of the chloride ion. To simplify the reaction, it can be assumed that $[\text{Cl}^-]$ is approximately 0.1M since the formation of the chloride ion from the dissociation of lead chloride is so small. The reaction quotient for PbCl_2 is greater than the equilibrium constant because of the added Cl^- . This therefore shift the reaction left towards equilibrium, causing precipitation and lowering the current solubility of the reaction. Overall, the solubility of the reaction decreases with the added sodium chloride.

? Exercise 3.1.5

Calculate the solubility of silver carbonate in a 0.25 M solution of sodium carbonate. The solubility of silver carbonate in pure water is 8.45×10^{-12} at 25°C.

Answer

2.9×10^{-6} M (versus 1.3×10^{-4} M in pure water)



A Video Discussing the Common Ion Effect in Solubility Products: [The Common Ion Effect in Solubility Products \(opens in new window\)](#) [youtu.be]

References

1. Harwood, William S., F. G. Herring, Jeffrey D. Madura, and Ralph H. Petrucci. General Chemistry Principles and Modern Applications. 9th ed. New Jersey: Prentice Hall, 2007.

Contributors and Attributions

- Emmellin Tung, Mahtab Danai (UCD)
- Jim Clark (ChemGuide)
- Chung (Peter) Chieh (Professor Emeritus, Chemistry @ University of Waterloo)

Learning Objectives

- To understand how adding a common ion affects the position of an acid-base equilibrium.
- To know how to use the Henderson-Hasselbalch approximation to calculate the pH of a buffer.

Buffers are solutions that maintain a relatively constant pH when an acid or a base is added. They therefore protect, or "buffer," other molecules in solution from the effects of the added acid or base. Buffers contain either a weak acid (HA) and its conjugate base (A^-) or a weak base (B) and its conjugate acid (BH^+), and they are critically important for the proper functioning of biological systems. In fact, every biological fluid is buffered to maintain its physiological pH.

The Common Ion Effect: Weak Acids Combined with Conjugate Bases

To understand how buffers work, let's look first at how the ionization equilibrium of a weak acid is affected by adding either the conjugate base of the acid or a strong acid (a source of H^+). Le Chatelier's principle can be used to predict the effect on the equilibrium position of the solution. A typical buffer used in biochemistry laboratories contains acetic acid and a salt such as sodium acetate. The dissociation reaction of acetic acid is as follows:



and the equilibrium constant expression is as follows:

$$K_a = \frac{[H^+][CH_3COO^-]}{[CH_3CO_2H]} \quad (3.1.24)$$

Sodium acetate (CH_3CO_2Na) is a strong electrolyte that ionizes completely in aqueous solution to produce Na^+ and $CH_3CO_2^-$ ions. If sodium acetate is added to a solution of acetic acid, Le Chatelier's principle predicts that the equilibrium in Equation 3.1.23 will shift to the left, consuming some of the added $CH_3CO_2^-$ and some of the H^+ ions originally present in solution.

Because Na^+ is a **spectator ion**, it has no effect on the position of the equilibrium and can be ignored. The addition of sodium acetate produces a new equilibrium composition, in which $[H^+]$ is less than the initial value. Because $[H^+]$ has decreased, the pH will be higher. Thus adding a salt of the conjugate base to a solution of a weak acid increases the pH. This makes sense because sodium acetate is a base, and adding any base to a solution of a weak acid should increase the pH.

If we instead add a strong acid such as HCl to the system, $[H^+]$ increases. Once again the equilibrium is temporarily disturbed, but the excess H^+ ions react with the conjugate base ($CH_3CO_2^-$), whether from the parent acid or sodium acetate, to drive the equilibrium to the left. The net result is a new equilibrium composition that has a lower $[CH_3CO_2^-]$ than before. In both cases, only the equilibrium composition has changed; the ionization constant K_a for acetic acid remains the same. Adding a strong electrolyte that contains one ion in common with a reaction system that is at equilibrium, in this case $CH_3CO_2^-$, will therefore shift the equilibrium in the direction that reduces the concentration of the common ion. The shift in equilibrium is via the common ion effect.

Adding a common ion to a system at equilibrium affects the equilibrium composition, but not the ionization constant.

✓ Example 3.1.1

A 0.150 M solution of formic acid at 25°C ($pK_a = 3.75$) has a pH of 2.28 and is 3.5% ionized.

- Is there a change to the pH of the solution if enough solid sodium formate is added to make the final formate concentration 0.100 M (assume that the formic acid concentration does not change)?
- What percentage of the formic acid is ionized if 0.200 M HCl is added to the system?

Given: solution concentration and pH, pK_a , and percent ionization of acid; final concentration of conjugate base or strong acid added

Asked for: pH and percent ionization of formic acid

Strategy:

- Write a balanced equilibrium equation for the ionization equilibrium of formic acid. Tabulate the initial concentrations, the changes, and the final concentrations.
- Substitute the expressions for the final concentrations into the expression for K_a . Calculate $[H^+]$ and the pH of the solution.
- Construct a table of concentrations for the dissociation of formic acid. To determine the percent ionization, determine the anion concentration, divide it by the initial concentration of formic acid, and multiply the result by 100.

Solution:

A Because sodium formate is a strong electrolyte, it ionizes completely in solution to give formate and sodium ions. The Na^+ ions are spectator ions, so they can be ignored in the equilibrium equation. Because water is both a much weaker acid than formic acid and a much weaker base than formate, the acid-base properties of the solution are determined solely by the formic acid ionization equilibrium:



The initial concentrations, the changes in concentration that occur as equilibrium is reached, and the final concentrations can be tabulated.

Final Concentration			
ICE	$[HCO_2H(aq)]$	$[H^+(aq)]$	$[HCO_2^-(aq)]$
Initial	0.150	1.00×10^{-7}	0.100
Change	-x	+x	+x
Equilibrium	$(0.150 - x)$	x	$(0.100 + x)$

B We substitute the expressions for the final concentrations into the equilibrium constant expression and make our usual simplifying assumptions, so

$$\begin{aligned}
 K_a &= \frac{[H^+][HCO_2^-]}{[HCO_2H]} = \frac{(x)(0.100 + x)}{0.150 - x} \\
 &\approx \frac{x(0.100)}{0.150} \\
 &\approx 10^{-3.75} \\
 &\approx 1.8 \times 10^{-4}
 \end{aligned}$$

Rearranging and solving for x,

$$\begin{aligned}
 x &= (1.8 \times 10^{-4}) \times \frac{0.150 \text{ M}}{0.100 \text{ M}} \\
 &= 2.7 \times 10^{-4} \\
 &= [H^+]
 \end{aligned}$$

The value of x is small compared with 0.150 or 0.100 M, so our assumption about the extent of ionization is justified. Moreover,

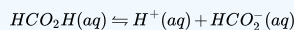
$$K_a C_{HA} = (1.8 \times 10^{-4})(0.150) = 2.7 \times 10^{-5}$$

which is greater than 1.0×10^{-6} , so again, our assumption is justified. The final pH is:

$$pH = -\log(2.7 \times 10^{-4}) = 3.57$$

compared with the initial value of 2.29. Thus adding a salt containing the conjugate base of the acid has increased the pH of the solution, as we expect based on Le Chatelier's principle; the stress on the system has been relieved by the consumption of H^+ ions, driving the equilibrium to the left.

C Because HCl is a strong acid, it ionizes completely, and chloride is a spectator ion that can be neglected. Thus the only relevant acid–base equilibrium is again the dissociation of formic acid, and initially the concentration of formate is zero. We can construct a table of initial concentrations, changes in concentration, and final concentrations.



initial concentrations, changes in concentration, and final concentrations

	$[HCO_2H(aq)]$	$[H^+(aq)]$	$[HCO_2^-(aq)]$
initial	0.150	0.200	0
change	$-x$	$+x$	$+x$
final	$(0.150 - x)$	$(0.200 + x)$	x

To calculate the percentage of formic acid that is ionized under these conditions, we have to determine the final $[HCO_2^-]$. We substitute final concentrations into the equilibrium constant expression and make the usual simplifying assumptions, so

$$K_a = \frac{[H^+][HCO_2^-]}{[HCO_2H]} = \frac{(0.200 + x)(x)}{0.150 - x} \approx \frac{x(0.200)}{0.150} = 1.80 \times 10^{-4}$$

Rearranging and solving for x ,

$$x = (1.80 \times 10^{-4}) \times \frac{0.150 M}{0.200 M} \\ = 1.35 \times 10^{-4} = [HCO_2^-]$$

Once again, our simplifying assumptions are justified. The percent ionization of formic acid is as follows:

$$\text{percent ionization} = \frac{1.35 \times 10^{-4} M}{0.150 M} \times 100\% = 0.0900\%$$

Adding the strong acid to the solution, as shown in the table, decreased the percent ionization of formic acid by a factor of approximately 38 (3.45%/0.0900%). Again, this is consistent with Le Chatelier's principle: adding H^+ ions drives the dissociation equilibrium to the left.

? Exercise 3.1.1

A 0.225 M solution of ethylamine ($CH_3CH_2NH_2$ with $pK_b = 3.19$) has a pH of 12.08 and a percent ionization of 5.4% at 20°C. Calculate the following:

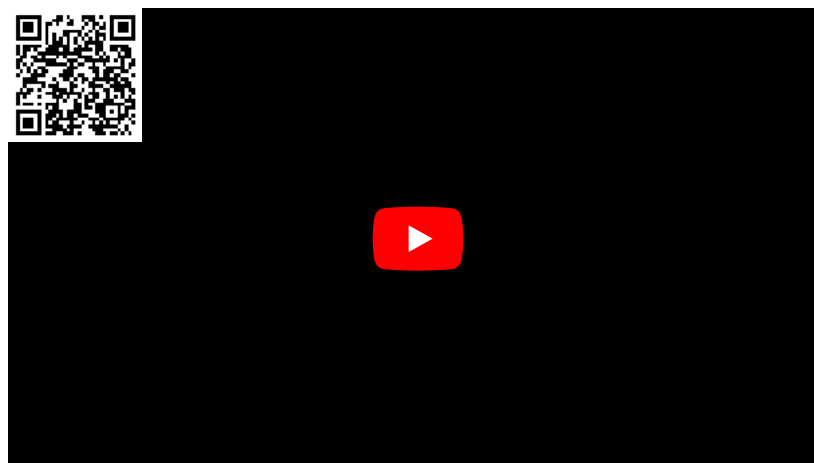
- the pH of the solution if enough solid ethylamine hydrochloride ($EtNH_3Cl$) is added to make the solution 0.100 M in $EtNH_3^+$
- the percentage of ethylamine that is ionized if enough solid NaOH is added to the original solution to give a final concentration of 0.050 M NaOH

Answer a

11.16

Answer b

1.3%



A Video Discussing the Common Ion Effect: [The Common Ion Effect\(opens in new window\)](#) [youtu.be]

The Common Ion Effect: Weak Bases Combined with Conjugate Acids

Now let's suppose we have a buffer solution that contains equimolar concentrations of a weak base (B) and its conjugate acid (BH^+). The general equation for the ionization of a weak base is as follows:



If the equilibrium constant for the reaction as written in Equation 3.1.25 is small, for example $K_b = 10^{-5}$, then the equilibrium constant for the reverse reaction is very large: $K = \frac{1}{K_b} = 10^5$.

Adding a strong base such as OH^- to the solution therefore causes the equilibrium in Equation 3.1.25 to shift to the left, consuming the added OH^- . As a result, the OH^- ion concentration in solution remains relatively constant, and the pH of the solution changes very little. Le Chatelier's principle predicts the same outcome: when the system is stressed by an increase in the OH^- ion concentration, the reaction will proceed to the left to counteract the stress.

If the pK_b of the base is 5.0, the pK_a of its conjugate acid is

$$pK_a = pK_w - pK_b = 14.0 - 5.0 = 9.0.$$

Thus the equilibrium constant for ionization of the conjugate acid is even smaller than that for ionization of the base. The ionization reaction for the conjugate acid of a weak base is written as follows:



Again, the equilibrium constant for the reverse of this reaction is very large: $K = 1/K_a = 10^9$. If a strong acid is added, it is neutralized by reaction with the base as the reaction in Equation 3.1.26 shifts to the left. As a result, the H^+ ion concentration does not increase very much, and the pH changes only slightly. In effect, a buffer solution behaves somewhat like a sponge that can absorb H^+ and OH^- ions, thereby preventing large changes in pH when appreciable amounts of strong acid or base are added to a solution.

Buffers are characterized by the pH range over which they can maintain a more or less constant pH and by their buffer capacity, the amount of strong acid or base that can be absorbed before the pH changes significantly. Although the useful pH range of a buffer depends strongly on the chemical properties of the weak acid and weak base used to prepare the buffer (i.e., on K), its buffer capacity depends solely on the concentrations of the species in the buffered solution. The more concentrated the buffer solution, the greater its buffer capacity. As illustrated in Figure 3.1.1, when $NaOH$ is added to solutions that contain different concentrations of an acetic acid/sodium acetate buffer, the observed change in the pH of the buffer is inversely proportional to the concentration of the buffer. If the buffer capacity is 10 times larger, then the buffer solution can absorb 10 times more strong acid or base before undergoing a significant change in pH.

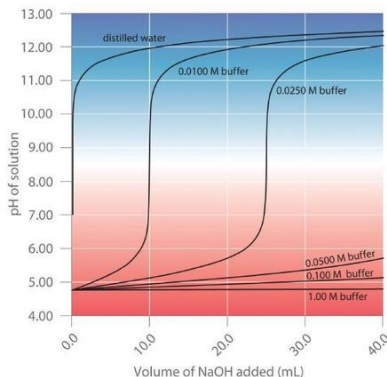


Figure 3.1.1: Effect of Buffer Concentration on the Capacity of a Buffer. (CC BY-SA-NC; Anonymous by request)
Graph of pH of solution against volume of NaOH added. Six different buffer concentrations are plotted.

A buffer maintains a relatively constant pH when acid or base is added to a solution. The addition of even tiny volumes of 0.10 M $NaOH$ to 100.0 mL of distilled water results in a very large change in pH. As the concentration of a 50:50 mixture of sodium acetate/acetic acid buffer in the solution is increased from 0.010 M to 1.00 M, the change in the pH produced by the addition of the same volume of $NaOH$ solution decreases steadily. For buffer concentrations of at least 0.500 M, the addition of even 25 mL of the $NaOH$ solution results in only a relatively small change in pH.

Calculating the pH of a Buffer

The pH of a buffer can be calculated from the concentrations of the weak acid and the weak base used to prepare it, the concentration of the conjugate base and conjugate acid, and the pK_a or pK_b of the weak acid or weak base. The procedure is analogous to that used in Example 3.1.1 to calculate the pH of a solution containing known concentrations of formic acid and formate.

An alternative method frequently used to calculate the pH of a buffer solution is based on a rearrangement of the equilibrium equation for the dissociation of a weak acid. The simplified ionization reaction is $HA \rightleftharpoons H^+ + A^-$, for which the equilibrium constant expression is as follows:

$$K_a = \frac{[H^+][A^-]}{[HA]} \quad (3.1.27)$$

This equation can be rearranged as follows:

$$[H^+] = K_a \frac{[HA]}{[A^-]} \quad (3.1.28)$$

Taking the logarithm of both sides and multiplying both sides by -1 ,

$$-\log[H^+] = -\log K_a - \log\left(\frac{[HA]}{[A^-]}\right) \quad (3.1.29)$$

$$= -\log K_a + \log\left(\frac{[A^-]}{[HA]}\right) \quad (3.1.30)$$

Replacing the negative logarithms in Equation 3.1.30

$$pH = pK_a + \log\left(\frac{[A^-]}{[HA]}\right) \quad (3.1.31)$$

or, more generally,

$$pH = pK_a + \log\left(\frac{[base]}{[acid]}\right) \quad (3.1.32)$$

Equation 3.1.31 and Equation 3.1.32 are both forms of the Henderson-Hasselbalch approximation, named after the two early 20th-century chemists who first noticed that this rearranged version of the equilibrium constant expression provides an easy way to calculate the pH of a buffer solution. In general, the validity of the Henderson-Hasselbalch approximation may be limited to solutions whose concentrations are at least 100 times greater than their K_a values.

There are three special cases where the Henderson-Hasselbalch approximation is easily interpreted without the need for calculations:

- $[base] = [acid]$: Under these conditions,

$$\frac{[base]}{[acid]} = 1$$

in Equation 3.1.32 Because $\log 1 = 0$,

$$pH = pK_a$$

regardless of the actual concentrations of the acid and base. Recall that this corresponds to the midpoint in the titration of a weak acid or a weak base.

- $[base]/[acid] = 10$: In Equation 3.1.32 because $\log 10 = 1$,

$$pH = pK_a + 1.$$

- $[base]/[acid] = 100$: In Equation 3.1.32 because $\log 100 = 2$,

$$pH = pK_a + 2.$$

Each time we increase the [base]/[acid] ratio by 10, the pH of the solution increases by 1 pH unit. Conversely, if the [base]/[acid] ratio is 0.1, then $\text{pH} = \text{p}K_a - 1$. Each additional factor-of-10 decrease in the [base]/[acid] ratio causes the pH to decrease by 1 pH unit.

If [base] = [acid] for a buffer, then $\text{pH} = \text{p}K_a$. Changing this ratio by a factor of 10 either way changes the pH by ± 1 unit.

✓ Example 3.1.2

What is the pH of a solution that contains

- 0.135 M HCO_2H and 0.215 M HCO_2Na ? (The $\text{p}K_a$ of formic acid is 3.75.)
- 0.0135 M HCO_2H and 0.0215 M HCO_2Na ?
- 0.119 M pyridine and 0.234 M pyridine hydrochloride? (The $\text{p}K_b$ of pyridine is 8.77.)

Given: concentration of acid, conjugate base, and $\text{p}K_a$; concentration of base, conjugate acid, and $\text{p}K_b$

Asked for: pH

Strategy:

Substitute values into either form of the Henderson-Hasselbalch approximation (Equations 3.1.31 or 3.1.32) to calculate the pH.

Solution:

According to the Henderson-Hasselbalch approximation (Equation 3.1.31), the pH of a solution that contains both a weak acid and its conjugate base is

$$\text{pH} = \text{p}K_a + \log\left(\frac{[A^-]}{[HA]}\right).$$

A

Inserting the given values into the equation,

$$\begin{aligned}\text{pH} &= 3.75 + \log\left(\frac{0.215}{0.135}\right) \\ &= 3.75 + \log 1.593 \\ &= 3.95\end{aligned}$$

This result makes sense because the $[A^-]/[HA]$ ratio is between 1 and 10, so the pH of the buffer must be between the $\text{p}K_a$ (3.75) and $\text{p}K_a + 1$, or 4.75.

B

This is identical to part (a), except for the concentrations of the acid and the conjugate base, which are 10 times lower. Inserting the concentrations into the Henderson-Hasselbalch approximation,

$$\begin{aligned}\text{pH} &= 3.75 + \log\left(\frac{0.0215}{0.0135}\right) \\ &= 3.75 + \log 1.593 \\ &= 3.95\end{aligned}$$

This result is identical to the result in part (a), which emphasizes the point that the pH of a buffer depends only on the ratio of the concentrations of the conjugate base and the acid, not on the magnitude of the concentrations. Because the $[A^-]/[HA]$ ratio is the same as in part (a), the pH of the buffer must also be the same (3.95).

C

In this case, we have a weak base, pyridine (Py), and its conjugate acid, the pyridinium ion (HPy^+). We will therefore use Equation 3.1.32, the more general form of the Henderson-Hasselbalch approximation, in which “base” and “acid” refer to the appropriate species of the conjugate acid–base pair. We are given [base] = [Py] = 0.119 M and [acid] = $[\text{HPy}^+] = 0.234 \text{ M}$. We also are given $\text{p}K_b = 8.77$ for pyridine, but we need $\text{p}K_a$ for the pyridinium ion. Recall from Equation 16.23 that the $\text{p}K_b$ of a weak base and the $\text{p}K_a$ of its conjugate acid are related:

$$\text{p}K_a + \text{p}K_b = \text{p}K_w.$$

Thus $\text{p}K_a$ for the pyridinium ion is $\text{p}K_w - \text{p}K_b = 14.00 - 8.77 = 5.23$. Substituting this $\text{p}K_a$ value into the Henderson-Hasselbalch approximation,

$$\begin{aligned}\text{pH} &= \text{p}K_a + \log\left(\frac{[\text{base}]}{[\text{acid}]}\right) \\ &= 5.23 + \log\left(\frac{0.119}{0.234}\right) \\ &= 5.23 - 0.294 \\ &= 4.94\end{aligned}$$

Once again, this result makes sense: the $[B]/[BH^+]$ ratio is about 1/2, which is between 1 and 0.1, so the final pH must be between the $\text{p}K_a$ (5.23) and $\text{p}K_a - 1$, or 4.23.

? Exercise 3.1.2

What is the pH of a solution that contains

- 0.333 M benzoic acid and 0.252 M sodium benzoate?
- 0.050 M trimethylamine and 0.066 M trimethylamine hydrochloride?

The $\text{p}K_a$ of benzoic acid is 4.20, and the $\text{p}K_b$ of trimethylamine is also 4.20.

Answer a

4.08

Answer b

9.68



A Video Discussing Using the Henderson Hasselbalch Equation: [Using the Henderson Hasselbalch Equation \(opens in new window\)](#) [youtu.be] ([opens in new window](#))

The Henderson-Hasselbalch approximation ((Equation 3.1.3)) can also be used to calculate the pH of a buffer solution after adding a given amount of strong acid or strong base, as demonstrated in Example 3.1.3.

✓ Example 3.1.3

The buffer solution in Example 3.1.2 contained 0.135 M HCO_2H and 0.215 M HCO_2Na and had a pH of 3.95.

- What is the final pH if 5.00 mL of 1.00 M HCl are added to 100 mL of this solution?
- What is the final pH if 5.00 mL of 1.00 M NaOH are added?

Given: composition and pH of buffer; concentration and volume of added acid or base

Asked for: final pH

Strategy:

- Calculate the amounts of formic acid and formate present in the buffer solution using the procedure from Example 3.1.1. Then calculate the amount of acid or base added.
- Construct a table showing the amounts of all species after the neutralization reaction. Use the final volume of the solution to calculate the concentrations of all species. Finally, substitute the appropriate values into the Henderson-Hasselbalch approximation (Equation 3.1.32) to obtain the pH.

Solution:

The added HCl (a strong acid) or NaOH (a strong base) will react completely with formate (a weak base) or formic acid (a weak acid), respectively, to give formic acid or formate and water. We must therefore calculate the amounts of formic acid and formate present after the neutralization reaction.

A We begin by calculating the millimoles of formic acid and formate present in 100 mL of the initial pH 3.95 buffer:

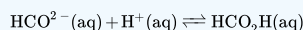
$$100 \text{ mL} \left(\frac{0.135 \text{ mmol HCO}_2\text{H}}{\text{mL}} \right) = 13.5 \text{ mmol HCO}_2\text{H}$$

$$100 \text{ mL} \left(\frac{0.215 \text{ mmol HCO}_2^-}{\text{mL}} \right) = 21.5 \text{ mmol HCO}_2^-$$

The millimoles of H^+ in 5.00 mL of 1.00 M HCl is as follows:

$$5.00 \text{ mL} \left(\frac{1.00 \text{ mmol H}^+}{\text{mL}} \right) = 5 \text{ mmol H}^+$$

B Next, we construct a table of initial amounts, changes in amounts, and final amounts:



initial amounts, changes in amounts, and final amounts:

	$\text{HCO}_2^-(\text{aq})$	$\text{H}^+(\text{aq})$	$\text{HCO}_2\text{H}(\text{aq})$
Initial	21.5 mmol	5.00 mmol	13.5 mmol
Change	-5.00 mmol	-5.00 mmol	+5.00 mmol
Final	16.5 mmol	~0 mmol	18.5 mmol

The final amount of H^+ in solution is given as “~0 mmol.” For the purposes of the stoichiometry calculation, this is essentially true, but remember that the point of the problem is to calculate the final $[\text{H}^+]$ and thus the pH. We now have all the information we need to calculate the pH. We can use either the lengthy procedure of Example 3.1.1 or the Henderson-Hasselbalch approximation. Because we have performed many equilibrium calculations in this chapter, we’ll take the latter approach. The Henderson-Hasselbalch approximation requires the concentrations of HCO_2^- and HCO_2H , which can be calculated using the number of millimoles (n) of each and the total volume (VT). Substituting these values into the Henderson-Hasselbalch approximation (Equation 3.1.32):

$$\begin{aligned}
 \text{pH} &= \text{p}K_a + \log \left(\frac{[\text{HCO}_2^-]}{[\text{HCO}_2\text{H}]} \right) \\
 &= \text{p}K_a + \log \left(\frac{n_{\text{HCO}_2^-}/V_f}{n_{\text{HCO}_2\text{H}}/V_f} \right) \\
 &= \text{p}K_a + \log \left(\frac{n_{\text{HCO}_2^-}}{n_{\text{HCO}_2\text{H}}} \right)
 \end{aligned}$$

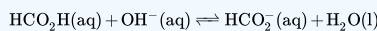
Because the total volume appears in both the numerator and denominator, it cancels. We therefore need to use only the ratio of the number of millimoles of the conjugate base to the number of millimoles of the weak acid. So

$$\begin{aligned} \text{pH} &= \text{p}K_a + \log\left(\frac{n_{\text{HCO}_2^-}}{n_{\text{HCO}_2\text{H}}}\right) \\ &= 3.75 + \log\left(\frac{16.5 \text{ mmol}}{18.5 \text{ mmol}}\right) \\ &= 3.75 - 0.050 = 3.70 \end{aligned}$$

Once again, this result makes sense on two levels. First, the addition of HCl has decreased the pH from 3.95, as expected. Second, the ratio of HCO_2^- to HCO_2H is slightly less than 1, so the pH should be between the $\text{p}K_a$ and $\text{p}K_a - 1$.

A The procedure for solving this part of the problem is exactly the same as that used in part (a). We have already calculated the numbers of millimoles of formic acid and formate in 100 mL of the initial pH 3.95 buffer: 13.5 mmol of HCO_2H and 21.5 mmol of HCO_2^- . The number of millimoles of OH^- in 5.00 mL of 1.00 M NaOH is as follows:

B With this information, we can construct a table of initial amounts, changes in amounts, and final amounts.



initial amounts, changes in amounts, and final amounts

	$\text{HCO}_2\text{H}(\text{aq})$	OH^-	$\text{HCO}_2^-(\text{aq})$
Initial	13.5 mmol	5.00 mmol	21.5 mmol
Change	-5.00 mmol	-5.00 mmol	+5.00 mmol
Final	8.5 mmol	~0 mmol	26.5 mmol

The final amount of OH^- in solution is not actually zero; this is only approximately true based on the stoichiometric calculation. We can calculate the final pH by inserting the numbers of millimoles of both HCO_2^- and HCO_2H into the simplified Henderson-Hasselbalch expression used in part (a) because the volume cancels:

$$\begin{aligned} \text{pH} &= \text{p}K_a + \log\left(\frac{n_{\text{HCO}_2^-}}{n_{\text{HCO}_2\text{H}}}\right) \\ &= 3.75 + \log\left(\frac{26.5 \text{ mmol}}{8.5 \text{ mmol}}\right) \\ &= 3.75 + 0.494 = 4.24 \end{aligned}$$

Once again, this result makes chemical sense: the pH has increased, as would be expected after adding a strong base, and the final pH is between the $\text{p}K_a$ and $\text{p}K_a + 1$, as expected for a solution with a $\text{HCO}_2^-/\text{HCO}_2\text{H}$ ratio between 1 and 10.

? Exercise 3.1.3

The buffer solution from Example 3.1.2 contained 0.119 M pyridine and 0.234 M pyridine hydrochloride and had a pH of 4.94.

- What is the final pH if 12.0 mL of 1.5 M NaOH are added to 250 mL of this solution?
- What is the final pH if 12.0 mL of 1.5 M HCl are added?

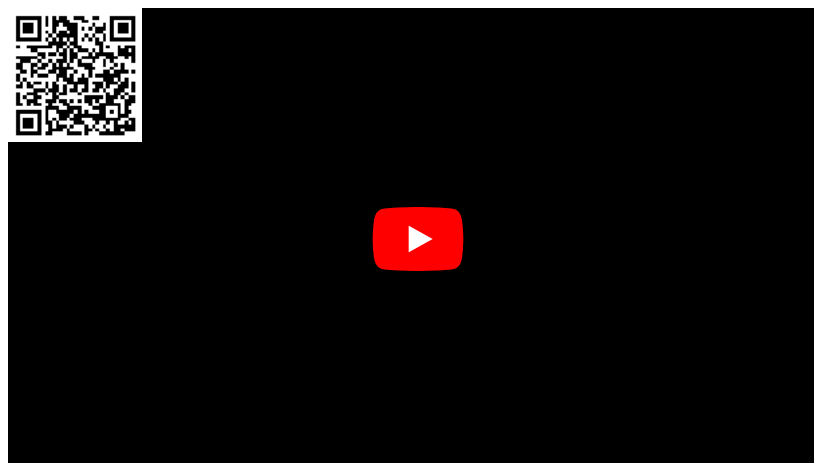
Answer a

5.30


Answer b

4.42

Only the amounts (in moles or millimoles) of the acidic and basic components of the buffer are needed to use the Henderson-Hasselbalch approximation, not their concentrations.



A Video Discussing the Change in pH with the Addition of a Strong Acid to a Buffer: [The Change in pH with the Addition of a Strong Acid to a Buffer](https://www.youtube.com/watch?v=506326)(opens in new window) [youtu.be]



The Change in pH with the Addition of a Strong Base to a Buffer:

[The Change in pH with the Addition of a Strong Base to a Buffer \(opens in new window\)](#) [youtu.be]

The results obtained in Example 3.1.3 and its corresponding exercise demonstrate how little the pH of a well-chosen buffer solution changes despite the addition of a significant quantity of strong acid or strong base. Suppose we had added the same amount of HCl or $NaOH$ solution to 100 mL of an unbuffered solution at pH 3.95 (corresponding to 1.1×10^{-4} M HCl). In this case, adding 5.00 mL of 1.00 M HCl would lower the final pH to 1.32 instead of 3.70, whereas adding 5.00 mL of 1.00 M $NaOH$ would raise the final pH to 12.68 rather than 4.24. (Try verifying these values by doing the calculations yourself.) Thus the presence of a buffer significantly increases the ability of a solution to maintain an almost constant pH.

The most effective buffers contain equal concentrations of an acid and its conjugate base.

A buffer that contains approximately equal amounts of a weak acid and its conjugate base in solution is equally effective at neutralizing either added base or added acid. This is shown in Figure 3.1.2 for an acetic acid/sodium acetate buffer. Adding a given amount of strong acid shifts the system along the horizontal axis to the left, whereas adding the same amount of strong base shifts the system the same distance to the right. In either case, the change in the ratio of $CH_3CO_2^-$ to CH_3CO_2H from 1:1 reduces the buffer capacity of the solution.

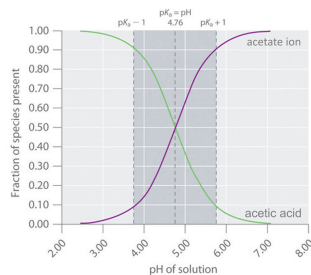



Figure 3.1.2: Distribution Curve Showing the Fraction of Acetic Acid Molecules and Acetate Ions as a Function of pH in a Solution of Acetic Acid. The pH range over which the acetic acid/sodium acetate system is an effective buffer (the darker shaded region) corresponds to the region in which appreciable concentrations of both species are present (pH 3.76–5.76, corresponding to $pH = pK_a \pm 1$). (CC BY-SA-NC; Anonymous by request)

Graph of mole fraction against pH of solution. The green line is acetic acid and the purple line is the acetate ion.



A Video Discussing The Buffer Region: [The Buffer Region \(opens in new window\)](#) [youtu.be]

The Relationship between Titrations and Buffers

There is a strong correlation between the effectiveness of a buffer solution and the titration curves discussed in Section 16.5. Consider the schematic titration curve of a weak acid with a strong base shown in Figure 3.1.3. As indicated by the labels, the region around pK_a corresponds to the midpoint of the titration, when approximately half the weak acid has been neutralized. This portion of the titration curve corresponds to a buffer: it exhibits the smallest change in pH per increment of added strong base, as shown by the nearly horizontal nature of the curve in this region. The nearly flat portion of the curve extends only from approximately a pH value of 1 unit less than the pK_a to approximately a pH value of 1 unit greater than the pK_a , which is why buffer solutions usually have a pH that is within ± 1 pH units of the pK_a of the acid component of the buffer.

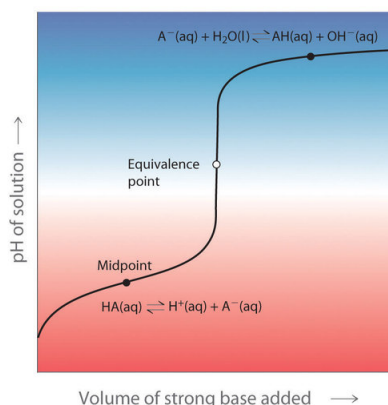


Figure 3.1.3: The Relationship between Titration Curves and Buffers. (CC BY-SA-NC; Anonymous by request)
Titration curves graph pH of solution against volume of strong base added. On the curve we look for the midpoints and equivalence points.

This schematic plot of pH for the titration of a weak acid with a strong base shows the nearly flat region of the titration curve around the midpoint, which corresponds to the formation of a buffer. At the lower left, the pH of the solution is determined by the equilibrium for dissociation of the weak acid; at the upper right, the pH is determined by the equilibrium for reaction of the conjugate base with water.


In the region of the titration curve at the lower left, before the midpoint, the acid-base properties of the solution are dominated by the equilibrium for dissociation of the weak acid, corresponding to K_a . In the region of the titration curve at the upper right, after the midpoint, the acid-base properties of the solution are dominated by the equilibrium for reaction of the conjugate base of the weak acid with water, corresponding to K_b . However, we can calculate either K_a or K_b from the other because they are related by K_w .

Blood: A Most Important Buffer

Metabolic processes produce large amounts of acids and bases, yet organisms are able to maintain an almost constant internal pH because their fluids contain buffers. This is not to say that the pH is uniform throughout all cells and tissues of a mammal. The internal pH of a red blood cell is about 7.2, but the pH of most other kinds of cells is lower, around 7.0. Even within a single cell, different compartments can have very different pH values. For example, one intracellular compartment in white blood cells has a pH of around 5.0.


Because no single buffer system can effectively maintain a constant pH value over the entire physiological range of approximately pH 5.0 to 7.4, biochemical systems use a set of buffers with overlapping ranges. The most important of these is the $\text{CO}_2/\text{HCO}_3^-$ system, which dominates the buffering action of blood plasma.

The acid-base equilibrium in the $\text{CO}_2/\text{HCO}_3^-$ buffer system is usually written as follows:




with $K_a = 4.5 \times 10^{-7}$ and $pK_a = 6.35$ at 25°C . In fact, Equation 3.1.33 is a grossly oversimplified version of the $\text{CO}_2/\text{HCO}_3^-$ system because a solution of CO_2 in water contains only rather small amounts of H_2CO_3 . Thus Equation 3.1.33 does not allow us to understand how blood is actually buffered, particularly at a physiological temperature of 37°C .


As shown in Equation 3.1.34, CO_2 is in equilibrium with H_2CO_3 , but the equilibrium lies far to the left, with an $\text{H}_2\text{CO}_3/\text{CO}_2$ ratio less than 0.01 under most conditions:




with $K' = 4.0 \times 10^{-3}$ at 37°C . The true pK_a of carbonic acid at 37°C is therefore 3.70, not 6.35, corresponding to a K_a of 2.0×10^{-4} , which makes it a much stronger acid than Equation 3.1.33 suggests. Adding Equation 3.1.33 and Equation 3.1.34 and canceling H_2CO_3 from both sides give the following overall equation for the reaction of CO_2 with water to give a proton and the bicarbonate ion:



with $K' = 4.0 \times 10^{-3}$ (37°C)



with $K_a = 2.0 \times 10^{-4}$ (37°C)



with $K = 8.0 \times 10^{-7}$ (37°C)

The K value for the reaction in Equation 3.1.37 is the product of the true ionization constant for carbonic acid (K_a) and the equilibrium constant (K) for the reaction of $\text{CO}_2(\text{aq})$ with water to give carbonic acid. The equilibrium equation for the reaction of CO_2 with water to give bicarbonate and a proton is therefore

$$K = \frac{[\text{H}^+][\text{HCO}_3^-]}{[\text{CO}_2]} = 8.0 \times 10^{-7} \quad (3.1.38)$$

The presence of a gas in the equilibrium constant expression for a buffer is unusual. According to Henry's law,

$$[\text{CO}_2] = kP_{\text{CO}_2}$$

where k is the Henry's law constant for CO_2 , which is $3.0 \times 10^{-5} \text{ M/mmHg}$ at 37°C . Substituting this expression for $[\text{CO}_2]$ in Equation 3.1.38,

$$K = \frac{[\text{H}^+][\text{HCO}_3^-]}{(3.0 \times 10^{-5} \text{ M/mmHg})(P_{\text{CO}_2})}$$

where P_{CO_2} is in mmHg. Taking the negative logarithm of both sides and rearranging,

$$\text{pH} = 6.10 + \log \left(\frac{[\text{HCO}_3^-]}{(3.0 \times 10^{-5} \text{ M/mmHg})(P_{\text{CO}_2})} \right) \quad (3.1.39)$$

Thus the pH of the solution depends on both the CO_2 pressure over the solution and $[\text{HCO}_3^-]$. Figure 3.1.4 plots the relationship between pH and $[\text{HCO}_3^-]$ under physiological conditions for several different values of P_{CO_2} , with normal pH and $[\text{HCO}_3^-]$ values indicated by the dashed lines.

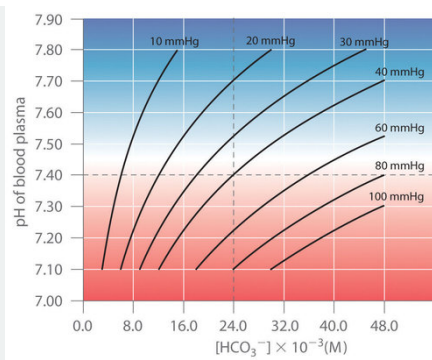
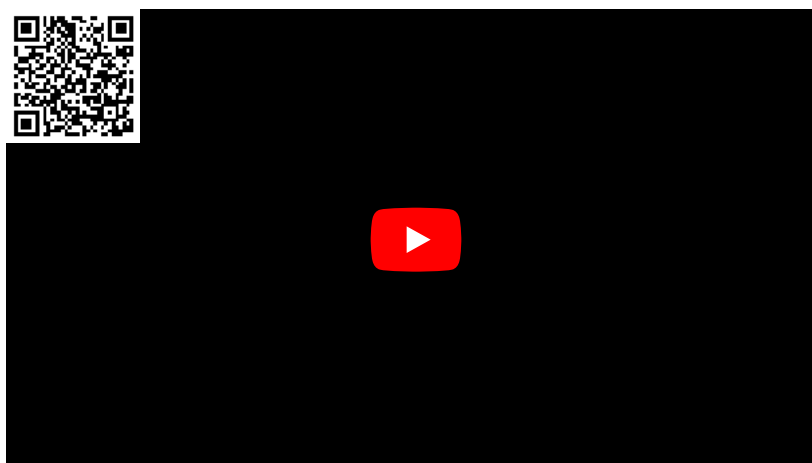


Figure 3.1.4: Buffering in Blood: pH versus $[\text{HCO}_3^-]$ Curves for Buffers with Different Values of P_{CO_2} . Only those combinations of pH and $[\text{HCO}_3^-]$ that lie on a given line are allowed for the particular value of P_{CO_2} indicated. Normal values of blood plasma pH and $[\text{HCO}_3^-]$ are indicated by dashed lines. (CC BY-SA-NC; Anonymous by request)

According to Equation 3.1.39, adding a strong acid to the $\text{CO}_2/\text{HCO}_3^-$ system causes $[\text{HCO}_3^-]$ to decrease as HCO_3^- is converted to CO_2 . Excess CO_2 is released in the lungs and exhaled into the atmosphere, however, so there is essentially no change in P_{CO_2} . Because the change in $[\text{HCO}_3^-]/P_{\text{CO}_2}$ is small, Equation 3.1.39 predicts that the change in pH will also be rather small. Conversely, if a strong base is added, the OH^- reacts with CO_2 to form HCO_3^- , but CO_2 is replenished by the body, again limiting the change in both $[\text{HCO}_3^-]/P_{\text{CO}_2}$ and pH. The $\text{CO}_2/\text{HCO}_3^-$ buffer system is an example of an open system, in which the total concentration of the components of the buffer change to keep the pH at a nearly constant value.

If a passenger steps out of an airplane in Denver, Colorado, for example, the lower P_{CO_2} at higher elevations (typically 31 mmHg at an elevation of 2000 m versus 40 mmHg at sea level) causes a shift to a new pH and $[\text{HCO}_3^-]$. The increase in pH and decrease in $[\text{HCO}_3^-]$ in response to the decrease in P_{CO_2} are responsible for the general malaise that many people experience at high altitudes. If their blood pH does not adjust rapidly, the condition can develop into the life-threatening phenomenon known as altitude sickness.



A Video Summary of the pH Curve for a Strong Acid/Strong Base Titration:

[Summary of the pH Curve for a Strong Acid/Strong Base Titration](#)(opens in new window) [youtu.be]

Summary

Buffers are solutions that resist a change in pH after adding an acid or a base. Buffers contain a weak acid (HA) and its conjugate weak base (A^-). Adding a strong electrolyte that contains one ion in common with a reaction system that is at equilibrium shifts the equilibrium in such a way as to reduce the concentration of the common ion. The shift in equilibrium is called the common ion effect. Buffers are characterized by their pH range and buffer capacity. The useful pH range of a buffer depends strongly on the chemical properties of the conjugate weak acid–base pair used to prepare the buffer (the K_a or K_b), whereas its buffer capacity depends solely on the concentrations of the species in the solution. The pH of a buffer can be calculated using the Henderson-Hasselbalch approximation, which is valid for solutions whose concentrations are at least 100 times greater than their K_a values. Because no single buffer system can effectively maintain a constant pH value over the physiological range of approximately 5 to 7.4, biochemical systems use a set of buffers with overlapping ranges. The most important of these is the $\text{CO}_2/\text{HCO}_3^-$ system, which dominates the buffering action of blood plasma.

3.1: Buffers- Solutions That Resist pH Change is shared under a CC BY-NC-SA 4.0 license and was authored, remixed, and/or curated by LibreTexts.

- 17.1: The Common-Ion Effect is licensed CC BY-NC-SA 3.0.
- 17.2: Buffered Solutions by Anonymous is licensed CC BY-NC-SA 3.0.

3.2: Buffer Effectiveness- Buffer Capacity and Buffer Range

3.2: Buffer Effectiveness- Buffer Capacity and Buffer Range is shared under a [CC BY-NC-SA 4.0](#) license and was authored, remixed, and/or curated by LibreTexts.

3.3: Titrations and pH Curves

Learning Objectives

- To calculate the pH at any point in an acid–base titration.

In an acid–base titration, a **buret** is used to deliver measured volumes of an acid or a base solution of known concentration (the titrant) to a flask that contains a solution of a base or an acid, respectively, of unknown concentration (the unknown). If the concentration of the titrant is known, then the concentration of the unknown can be determined. The following discussion focuses on the pH changes that occur during an acid–base titration. Plotting the pH of the solution in the flask against the amount of acid or base added produces a titration curve. The shape of the curve provides important information about what is occurring in solution during the titration.

Titration of Strong Acids and Bases

Figure 3.3.1a shows a plot of the pH as 0.20 M HCl is gradually added to 50.00 mL of pure water. The pH of the sample in the flask is initially 7.00 (as expected for pure water), but it drops very rapidly as HCl is added. Eventually the pH becomes constant at 0.70—a point well beyond its value of 1.00 with the addition of 50.0 mL of HCl (0.70 is the pH of 0.20 M HCl). In contrast, when 0.20 M NaOH is added to 50.00 mL of distilled water, the pH (initially 7.00) climbs very rapidly at first but then more gradually, eventually approaching a limit of 13.30 (the pH of 0.20 M NaOH), again well beyond its value of 13.00 with the addition of 50.0 mL of NaOH as shown in Figure 3.3.1b. As you can see from these plots, the titration curve for adding a base is the mirror image of the curve for adding an acid.

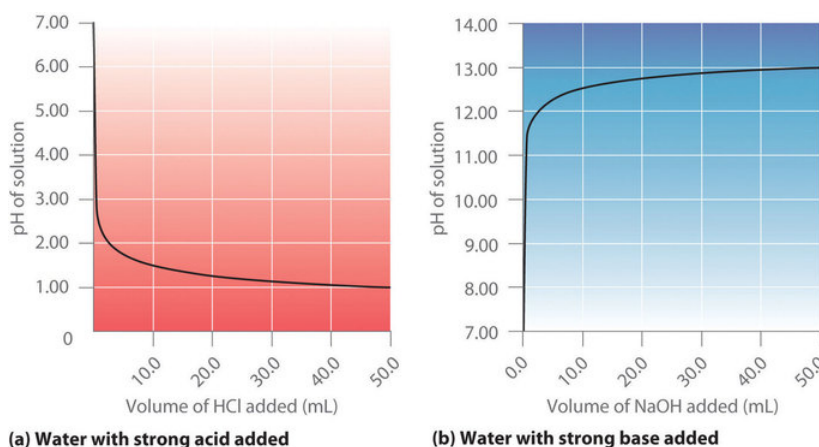
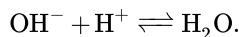


Figure 3.3.1: Solution pH as a Function of the Volume of a Strong Acid or a Strong Base Added to Distilled Water. (a) When 0.20 M HCl is added to 50.0 mL of distilled water, the pH rapidly decreases until it reaches a minimum at the pH of 0.20 M HCl. (b) Conversely, when 0.20 M NaOH is added to 50.0 mL of distilled water, the pH rapidly increases until it reaches a maximum at the pH of 0.20 M NaOH. (CC BY-SA-NC; Anonymous by request)

The graphs of water with strong acid added and water with strong base added are inverses of each other.

Suppose that we now add 0.20 M NaOH to 50.0 mL of a 0.10 M solution of HCl. Because HCl is a strong acid that is completely ionized in water, the initial $[H^+]$ is 0.10 M, and the initial pH is 1.00. Adding NaOH decreases the concentration of H^+ because of the neutralization reaction (Figure 3.3.2a):



Thus the pH of the solution increases gradually. Near the equivalence point, however, the point at which the number of moles of base (or acid) added equals the number of moles of acid (or base) originally present in the solution, the pH increases much more rapidly because most of the H^+ ions originally present have been consumed. For the titration of a monoprotic strong acid (HCl) with a monobasic strong base (NaOH), we can calculate the volume of base needed to reach the equivalence point from the following relationship:

$$\text{moles of base} = (\text{volume})_b(\text{molarity})_bV_bM_b = \text{moles of acid} = (\text{volume})_a(\text{molarity})_a = V_aM_a \quad (3.3.1)$$

If 0.20 M NaOH is added to 50.0 mL of a 0.10 M solution of HCl, we solve for V_b :

$$V_b(0.20 M e) = 0.025 L = 25 mL$$

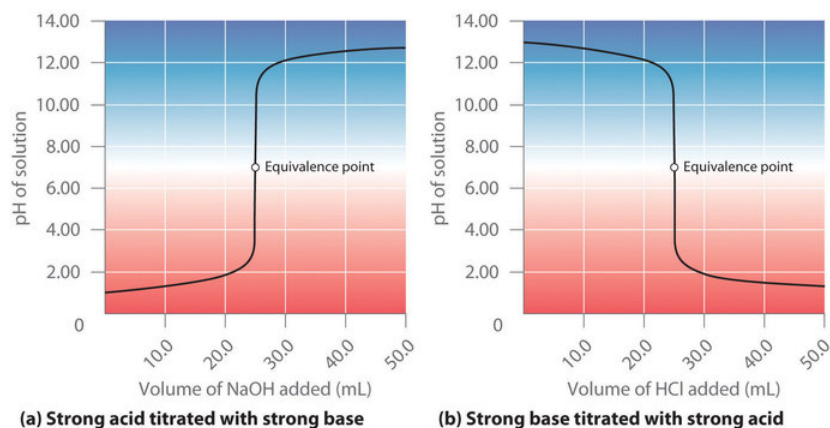


Figure 3.3.2: The Titration of (a) a Strong Acid with a Strong Base and (b) a Strong Base with a Strong Acid (a) As 0.20 M NaOH is slowly added to 50.0 mL of 0.10 M HCl, the pH increases slowly at first, then increases very rapidly as the equivalence point is approached, and finally increases slowly once more. (b) Conversely, as 0.20 M HCl is slowly added to 50.0 mL of 0.10 M NaOH, the pH decreases slowly at first, then decreases very rapidly as the equivalence point is approached, and finally decreases slowly once more. (CC BY-SA-NC; Anonymous by request)

The titration curves of strong acid titrated with strong base and strong base titrated with strong acid are inverses of each other.

At the equivalence point (when 25.0 mL of NaOH solution has been added), the neutralization is complete: only a salt remains in solution (NaCl), and the pH of the solution is 7.00. Adding more NaOH produces a rapid increase in pH, but eventually the pH levels off at a value of about 13.30, the pH of 0.20 M NaOH.

As shown in Figure 3.3.2b the titration of 50.0 mL of a 0.10 M solution of NaOH with 0.20 M HCl produces a titration curve that is nearly the mirror image of the titration curve in Figure 3.3.2a. The pH is initially 13.00, and it slowly decreases as HCl is added. As the equivalence point is approached, the pH drops rapidly before leveling off at a value of about 0.70, the pH of 0.20 M HCl.

The titration of either a strong acid with a strong base or a strong base with a strong acid produces an S-shaped curve. The curve is somewhat asymmetrical because the steady increase in the volume of the solution during the titration causes the solution to become more dilute. Due to the leveling effect, the shape of the curve for a titration involving a strong acid and a strong base depends on only the concentrations of the acid and base, not their identities.

The shape of the titration curve involving a strong acid and a strong base depends only on their concentrations, not their identities.

✓ Example 3.3.1: Hydrochloric Acid

Calculate the pH of the solution after 24.90 mL of 0.200 M NaOH has been added to 50.00 mL of 0.100 M HCl.

Given: volumes and concentrations of strong base and acid

Asked for: pH

Strategy:

- Calculate the number of millimoles of H^+ and OH^- to determine which, if either, is in excess after the neutralization reaction has occurred. If one species is in excess, calculate the amount that remains after the neutralization reaction.
- Determine the final volume of the solution. Calculate the concentration of the species in excess and convert this value to pH.

Solution

A Because 0.100 mol/L is equivalent to 0.100 mmol/mL, the number of millimoles of H^+ in 50.00 mL of 0.100 M HCl can be calculated as follows:

$$50.00 \cancel{mL} \left(\frac{0.100 \cancel{mmol} HCl}{\cancel{mL}} \right) = 5.00 \text{ mmol } HCl = 5.00 \text{ mmol } H^+$$

The number of millimoles of NaOH added is as follows:

$$24.90 \text{ mL} \left(\frac{0.200 \text{ mmol NaOH}}{\text{mL}} \right) = 4.98 \text{ mmol NaOH} = 4.98 \text{ mmol OH}^-$$

Thus H^+ is in excess. To completely neutralize the acid requires the addition of 5.00 mmol of OH^- to the HCl solution. Because only 4.98 mmol of OH^- has been added, the amount of excess H^+ is $5.00 \text{ mmol} - 4.98 \text{ mmol} = 0.02 \text{ mmol}$ of H^+ .

B The final volume of the solution is $50.00 \text{ mL} + 24.90 \text{ mL} = 74.90 \text{ mL}$, so the final concentration of H^+ is as follows:

$$[\text{H}^+] = \frac{0.02 \text{ mmol H}^+}{74.90 \text{ mL}} = 3 \times 10^{-4} \text{ M}$$

Hence,

$$\text{pH} \approx -\log[\text{H}^+] = -\log(3 \times 10^{-4}) = 3.5$$

This is significantly less than the pH of 7.00 for a neutral solution.

? Exercise 3.3.1

Calculate the pH of a solution prepared by adding 40.00 mL of 0.237 M HCl to 75.00 mL of a 0.133 M solution of NaOH.

Answer

11.6



pH after the addition of 10 ml of Strong Base to a Strong Acid:

https://youtu.be/_cM1_-kdJ20 (opens in new window)



pH at the Equivalence Point in a Strong Acid/Strong Base Titration:

<https://youtu.be/7POGDA5QI2M>

Titration of Weak Acids and Bases

In contrast to strong acids and bases, the shape of the titration curve for a weak acid or a weak base depends dramatically on the identity of the acid or the base and the corresponding K_a or K_b . As we shall see, the pH also changes much more gradually around the equivalence point in the titration of a weak acid or a weak base. As you learned previously, $[H^+]$ of a solution of a weak acid (HA) is not equal to the concentration of the acid but depends on both its pK_a and its concentration. Because only a fraction of a weak acid dissociates, $[H^+]$ is less than $[HA]$. Thus the pH of a solution of a weak acid is greater than the pH of a solution of a strong acid of the same concentration.

Figure 3.3.3a shows the titration curve for 50.0 mL of a 0.100 M solution of acetic acid with 0.200 M NaOH superimposed on the curve for the titration of 0.100 M HCl shown in part (a) in Figure 3.3.2. Below the equivalence point, the two curves are very different. Before any base is added, the pH of the acetic acid solution is greater than the pH of the HCl solution, and the pH changes more rapidly during the first part of the titration. Note also that the pH of the acetic acid solution at the equivalence point is greater than 7.00. That is, at the equivalence point, the solution is basic. In addition, the change in pH around the equivalence point is only about half as large as for the HCl titration; the magnitude of the pH change at the equivalence point depends on the pK_a of the acid being titrated. Above the equivalence point, however, the two curves are identical. Once the acid has been neutralized, the pH of the solution is controlled only by the amount of excess NaOH present, regardless of whether the acid is weak or strong.

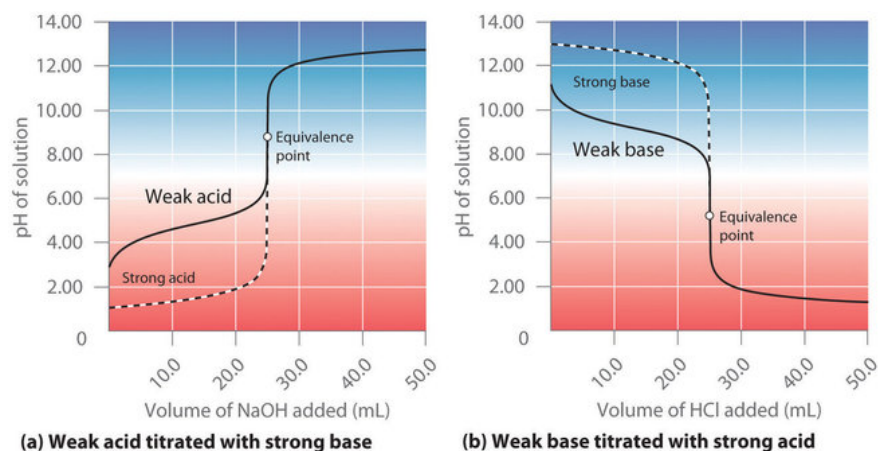


Figure 3.3.3: The Titration of (a) a Weak Acid with a Strong Base and (b) a Weak Base with a Strong Acid. (a) As 0.200 M NaOH is slowly added to 50.0 mL of 0.100 M acetic acid, the pH increases slowly at first, then increases rapidly as the equivalence point is approached, and then again increases more slowly. The corresponding curve for the titration of 50.0 mL of 0.100 M HCl with 0.200 M NaOH is shown as a dashed line. (b) As 0.200 M HCl is slowly added to 50.0 mL of 0.100 M NH₃, the pH decreases slowly at first, then decreases rapidly as the equivalence point is approached, and then again decreases more slowly. The corresponding curve for the titration of 50.0 mL of 0.100 M NaOH with 0.200 M HCl is shown as a dashed line. (CC BY-SA-NC; Anonymous by request)

The titration curves of weak acid titrated with strong base and weak base titrated with strong acid are inverse of each other. These curves are shorter than the titration curves with strong acid and strong base.

The shape of the titration curve of a weak acid or weak base depends heavily on their identities and the K_a or K_b .

The titration curve in Figure 3.3.3a was created by calculating the starting pH of the acetic acid solution before any NaOH is added and then calculating the pH of the solution after adding increasing volumes of $NaOH$. The procedure is illustrated in the following subsection and Example 3.3.2 for three points on the titration curve, using the pK_a of acetic acid (4.76 at 25°C; $K_a = 1.7 \times 10^{-5}$).

Calculating the pH of a Solution of a Weak Acid or a Weak Base

As explained discussed, if we know K_a or K_b and the initial concentration of a weak acid or a weak base, we can calculate the pH of a solution of a weak acid or a weak base by setting up a ICE table (i.e. initial concentrations, changes in concentrations, and final concentrations). In this situation, the initial concentration of acetic acid is 0.100 M. If we define x as $[H^+]$ due to the dissociation of the acid, then the table of concentrations for the ionization of 0.100 M acetic acid is as follows:

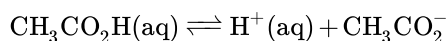


table of concentrations for the ionization of 0.100 M acetic acid

ICE	$[CH_3CO_2H]$	$[H^+]$	$[CH_3CO_2^-]$
initial	0.100	1.00×10^{-7}	0
change	-x	+x	+x
final	$0.100 - x$	x	x

In this and all subsequent examples, we will ignore $[H^+]$ and $[OH^-]$ due to the autoionization of water when calculating the final concentration. However, you should use Equation 16.45 and Equation 16.46 to check that this assumption is justified.

Inserting the expressions for the final concentrations into the equilibrium equation (and using approximations),

$$\begin{aligned}
 K_a &= \frac{[H^+][CH_3CO_2^-]}{[CH_3CO_2H]} \\
 &= \frac{(x)(x)}{0.100 - x} \\
 &\approx \frac{x^2}{0.100} \\
 &\approx 1.74 \times 10^{-5}
 \end{aligned}$$

Solving this equation gives $x = [H^+] = 1.32 \times 10^{-3} \text{ M}$. Thus the pH of a 0.100 M solution of acetic acid is as follows:

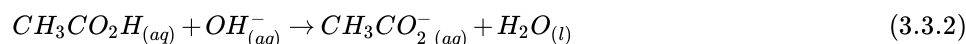
$$pH = -\log(1.32 \times 10^{-3}) = 2.879$$



pH at the Start of a Weak Acid/Strong Base Titration: <https://youtu.be/AtdBKfrfJNg>

Calculating the pH during the Titration of a Weak Acid or a Weak Base

Now consider what happens when we add 5.00 mL of 0.200 M NaOH to 50.00 mL of 0.100 M CH_3CO_2H (part (a) in Figure 3.3.3). Because the neutralization reaction proceeds to completion, all of the OH^- ions added will react with the acetic acid to generate acetate ion and water:



All problems of this type must be solved in two steps: a stoichiometric calculation followed by an equilibrium calculation. In the first step, we use the stoichiometry of the neutralization reaction to calculate the amounts of acid and conjugate base present in solution after the neutralization reaction has occurred. In the second step, we use the equilibrium equation to determine $[H^+]$ of the resulting solution.

Step 1

To determine the amount of acid and conjugate base in solution after the neutralization reaction, we calculate the amount of CH_3CO_2H in the original solution and the amount of OH^- in the NaOH solution that was added. The acetic acid solution contained

$$50.00 \text{ mL} (0.100 \text{ mmol}(CH_3CO_2H) / \text{mL}) = 5.00 \text{ mmol}(CH_3CO_2H)$$

The NaOH solution contained

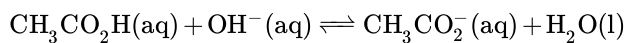
$$5.00 \text{ mL} = 1.00 \text{ mmol } NaOH$$

Comparing the amounts shows that CH_3CO_2H is in excess. Because OH^- reacts with CH_3CO_2H in a 1:1 stoichiometry, the amount of excess CH_3CO_2H is as follows:

$$5.00 \text{ mmol } CH_3CO_2H - 1.00 \text{ mmol } OH^- = 4.00 \text{ mmol } CH_3CO_2H$$

Each 1 mmol of OH^- reacts to produce 1 mmol of acetate ion, so the final amount of $CH_3CO_2^-$ is 1.00 mmol.

The stoichiometry of the reaction is summarized in the following ICE table, which shows the numbers of moles of the various species, not their concentrations.



ICE table

ICE	$[\text{CH}_3\text{CO}_2\text{H}]$	$[\text{OH}^-]$	$[\text{CH}_3\text{CO}_2^-]$
initial	5.00 mmol	1.00 mmol	0 mmol
change	-1.00 mmol	-1.00 mmol	+1.00 mmol
final	4.00 mmol	0 mmol	1.00 mmol

This ICE table gives the initial amount of acetate and the final amount of OH^- ions as 0. Because an aqueous solution of acetic acid always contains at least a small amount of acetate ion in equilibrium with acetic acid, however, the initial acetate concentration is not actually 0. The value can be ignored in this calculation because the amount of CH_3CO_2^- in equilibrium is insignificant compared to the amount of OH^- added. Moreover, due to the autoionization of water, no aqueous solution can contain 0 mmol of OH^- , but the amount of OH^- due to the autoionization of water is insignificant compared to the amount of OH^- added. We use the initial amounts of the reactants to determine the stoichiometry of the reaction and defer a consideration of the equilibrium until the second half of the problem.

Step 2

To calculate $[\text{H}^+]$ at equilibrium following the addition of NaOH , we must first calculate $[\text{CH}_3\text{CO}_2\text{H}]$ and $[\text{CH}_3\text{CO}_2^-]$ using the number of millimoles of each and the total volume of the solution at this point in the titration:

$$\text{final volume} = 50.00 \text{ mL} + 5.00 \text{ mL} = 55.00 \text{ mL}$$

$$[\text{CH}_3\text{CO}_2\text{H}] = \frac{4.00 \text{ mmol CH}_3\text{CO}_2\text{H}}{55.00 \text{ mL}} = 7.27 \times 10^{-2} \text{ M}$$

$$[\text{CH}_3\text{CO}_2^-] = \frac{1.00 \text{ mmol CH}_3\text{CO}_2^-}{55.00 \text{ mL}} = 1.82 \times 10^{-2} \text{ M}$$

Knowing the concentrations of acetic acid and acetate ion at equilibrium and K_a for acetic acid (1.74×10^{-5}), we can calculate $[\text{H}^+]$ at equilibrium:

$$K_a = \frac{[\text{CH}_3\text{CO}_2^-][\text{H}^+]}{[\text{CH}_3\text{CO}_2\text{H}]}$$

$$[\text{H}^+] = \frac{K_a [\text{CH}_3\text{CO}_2\text{H}]}{[\text{CH}_3\text{CO}_2^-]} = \frac{(1.72 \times 10^{-5})(7.27 \times 10^{-2} \text{ M})}{(1.82 \times 10^{-2})} = 6.95 \times 10^{-5} \text{ M}$$

Calculating $-\log[\text{H}^+]$ gives

$$\text{pH} = -\log(6.95 \times 10^{-5}) = 4.158.$$

Comparing the titration curves for HCl and acetic acid in Figure 3.3.3a, we see that adding the same amount (5.00 mL) of 0.200 M NaOH to 50 mL of a 0.100 M solution of both acids causes a much smaller pH change for HCl (from 1.00 to 1.14) than for acetic acid (2.88 to 4.16). This is consistent with the qualitative description of the shapes of the titration curves at the beginning of this section. In Example 3.3.2, we calculate another point for constructing the titration curve of acetic acid.



pH Before the Equivalence Point of a Weak Acid/Strong Base Titration:

<https://youtu.be/znpwGCsefXc>

✓ Example 3.3.2

What is the pH of the solution after 25.00 mL of 0.200 M NaOH is added to 50.00 mL of 0.100 M acetic acid?

Given: volume and molarity of base and acid

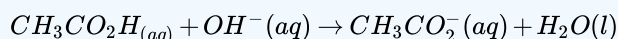
Asked for: pH

Strategy:

- Write the balanced chemical equation for the reaction. Then calculate the initial numbers of millimoles of OH^- and CH_3CO_2H . Determine which species, if either, is present in excess.
- Tabulate the results showing initial numbers, changes, and final numbers of millimoles.
- If excess acetate is present after the reaction with OH^- , write the equation for the reaction of acetate with water. Use a tabular format to obtain the concentrations of all the species present.
- Calculate K_b using the relationship $K_w = K_a K_b$. Calculate $[OH^-]$ and use this to calculate the pH of the solution.

Solution

A Ignoring the spectator ion (Na^+), the equation for this reaction is as follows:



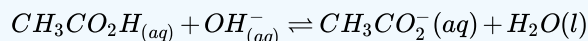
The initial numbers of millimoles of OH^- and CH_3CO_2H are as follows:

$$25.00 \text{ mL}(0.200 \text{ mmol OH}^-/\text{mL}) = 5.00 \text{ mmol } OH^-$$

$$50.00 \text{ mL}(0.100 \text{ mmol } CH_3CO_2H/\text{mL}) = 5.00 \text{ mmol } CH_3CO_2H$$

The number of millimoles of OH^- equals the number of millimoles of CH_3CO_2H , so neither species is present in excess.

B Because the number of millimoles of OH^- added corresponds to the number of millimoles of acetic acid in solution, this is the equivalence point. The results of the neutralization reaction can be summarized in tabular form.



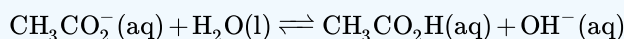
results of the neutralization reaction

ICE	$[CH_3CO_2H]$	$[OH^-]$	$[CH_3CO_2^-]$
initial	5.00 mmol	5.00 mmol	0 mmol
change	-5.00 mmol	-5.00 mmol	+5.00 mmol
final	0 mmol	0 mmol	5.00 mmol

C Because the product of the neutralization reaction is a weak base, we must consider the reaction of the weak base with water to calculate $[H^+]$ at equilibrium and thus the final pH of the solution. The initial concentration of acetate is obtained from the neutralization reaction:

$$[CH_3CO_2^-] = \frac{5.00 \text{ mmol } CH_3CO_2^-}{(50.00 + 25.00) \text{ mL}} = 6.67 \times 10^{-2} \text{ M}$$

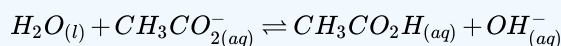
The equilibrium reaction of acetate with water is as follows:



The equilibrium constant for this reaction is

$$K_b = \frac{K_w}{K_a} \quad (3.3.3)$$

where K_a is the acid ionization constant of acetic acid. We therefore define x as $[OH^-]$ produced by the reaction of acetate with water. Here is the completed table of concentrations:



completed table of concentrations

	$[CH_3CO_2^-]$	$[CH_3CO_2H]$	$[OH^-]$
initial	0.0667	0	1.00×10^{-7}
change	-x	+x	+x
final	$(0.0667 - x)$	x	x

D We can obtain K_b by substituting the known values into Equation 3.3.3:

$$K_b = \frac{K_w}{K_a} = \frac{1.01 \times 10^{-14}}{1.74 \times 10^{-5}} = 5.80 \times 10^{-10} \quad (3.3.4)$$

Substituting the expressions for the final values from the ICE table into Equation 3.3.4 and solving for x :

$$\begin{aligned} \frac{x^2}{0.0667} &= 5.80 \times 10^{-10} \\ x &= \sqrt{(5.80 \times 10^{-10})(0.0667)} \\ &= 6.22 \times 10^{-6} \end{aligned}$$

Thus $[OH^-] = 6.22 \times 10^{-6} \text{ M}$ and the pH of the final solution is 8.794 (Figure 3.3.3a). As expected for the titration of a weak acid, the pH at the equivalence point is greater than 7.00 because the product of the titration is a base, the acetate ion, which then reacts with water to produce OH^- .

? Exercise 3.3.2

Calculate the pH of a solution prepared by adding 45.0 mL of a 0.213 M HCl solution to 125.0 mL of a 0.150 M solution of ammonia. The pK_b of ammonia is 4.75 at 25°C.

Answer

9.23

As shown in part (b) in Figure 3.3.3, the titration curve for NH_3 , a weak base, is the reverse of the titration curve for acetic acid. In particular, the pH at the equivalence point in the titration of a weak base is less than 7.00 because the titration produces an acid.

The identity of the weak acid or weak base being titrated strongly affects the shape of the titration curve. Figure 3.3.4 illustrates the shape of titration curves as a function of the pK_a or the pK_b . As the acid or the base being titrated becomes weaker (its pK_a or

pK_b becomes larger), the pH change around the equivalence point decreases significantly. With very dilute solutions, the curve becomes so shallow that it can no longer be used to determine the equivalence point.

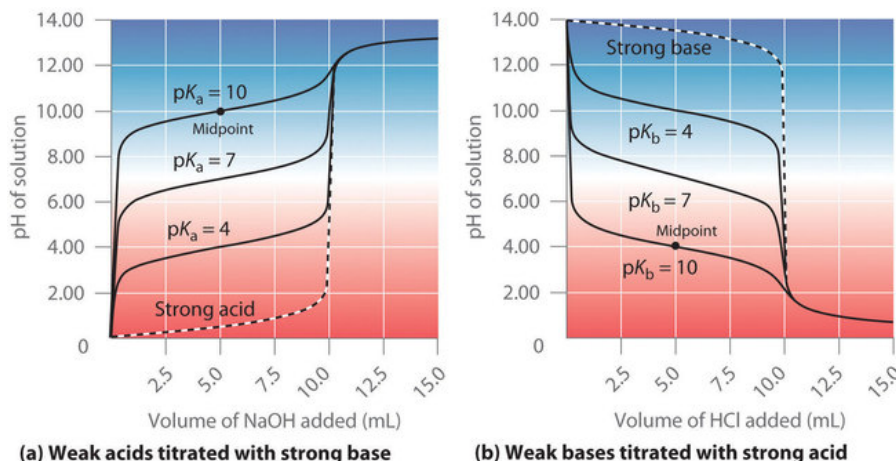


Figure 3.3.4: Effect of Acid or Base Strength on the Shape of Titration Curves. Unlike strong acids or bases, the shape of the titration curve for a weak acid or base depends on the pK_a or pK_b of the weak acid or base being titrated. (a) Solution pH as a function of the volume of 1.00 M NaOH added to 10.00 mL of 1.00 M solutions of weak acids with the indicated pK_a values. (b) Solution pH as a function of the volume of 1.00 M HCl added to 10.00 mL of 1.00 M solutions of weak bases with the indicated pK_b values. The shapes of the two sets of curves are essentially identical, but one is flipped vertically in relation to the other. Midpoints are indicated for the titration curves corresponding to $pK_a = 10$ and $pK_b = 10$. (CC BY-SA-NC; Anonymous by request)

The titration curves of weak acids with strong base and weak bases titrated with strong acid are inverses of each other. Three weak acids and three weak bases with pK_a and pK_b of 4, 7, and 10 are used.

One point in the titration of a weak acid or a weak base is particularly important: the midpoint of a titration is defined as the point at which exactly enough acid (or base) has been added to neutralize one-half of the acid (or the base) originally present and occurs halfway to the equivalence point. The midpoint is indicated in Figures 3.3.4a and 3.3.4b for the two shallowest curves. By definition, at the midpoint of the titration of an acid, $[HA] = [A^-]$. Recall that the ionization constant for a weak acid is as follows:

$$K_a = \frac{[H_3O^+][A^-]}{[HA]}$$

If $[HA] = [A^-]$, this reduces to $K_a = [H_3O^+]$. Taking the negative logarithm of both sides,

$$-\log K_a = -\log[H_3O^+]$$

From the definitions of pK_a and pH, we see that this is identical to

$$pK_a = pH \quad (3.3.5)$$

Thus the pH at the midpoint of the titration of a weak acid is equal to the pK_a of the weak acid, as indicated in part (a) in Figure 3.3.4 for the weakest acid where we see that the midpoint for $pK_a = 10$ occurs at pH = 10. Titration methods can therefore be used to determine both the concentration and the pK_a (or the pK_b) of a weak acid (or a weak base).

The pH at the midpoint of the titration of a weak acid is equal to the pK_a of the weak acid.

Titration of Polyprotic Acids or Bases

When a strong base is added to a solution of a polyprotic acid, the neutralization reaction occurs in stages. The most acidic group is titrated first, followed by the next most acidic, and so forth. If the pK_a values are separated by at least three pK_a units, then the overall titration curve shows well-resolved “steps” corresponding to the titration of each proton. A titration of the triprotic acid H_3PO_4 with NaOH is illustrated in Figure 3.3.5 and shows two well-defined steps: the first midpoint corresponds to pK_{a1} , and the second midpoint corresponds to pK_{a2} . Because HPO_4^{2-} is such a weak acid, pK_{a3} has such a high value that the third step cannot be resolved using 0.100 M NaOH as the titrant.

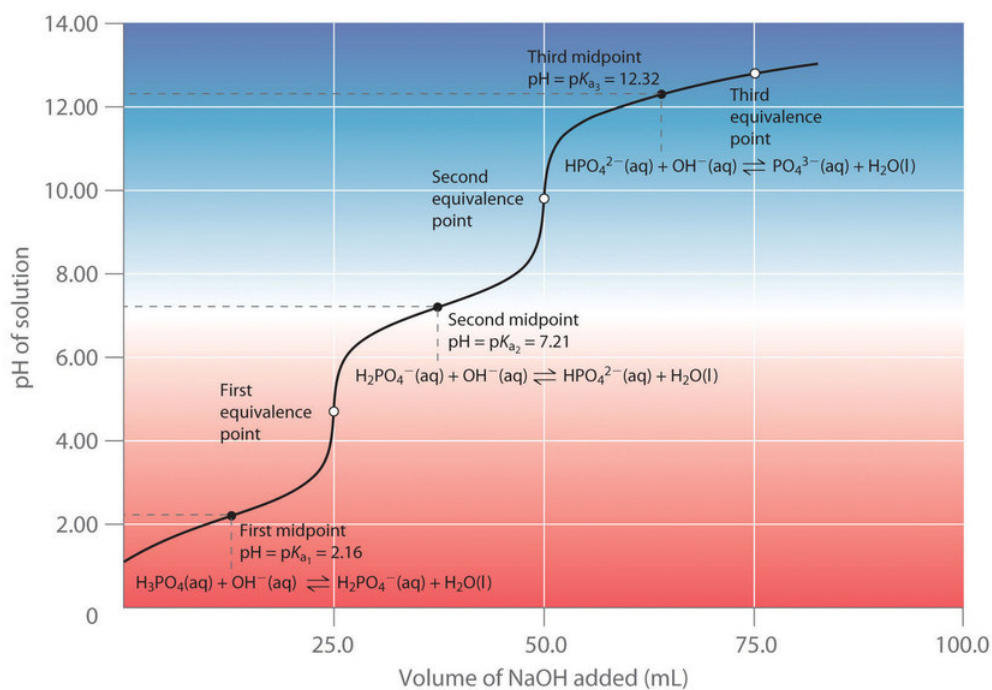
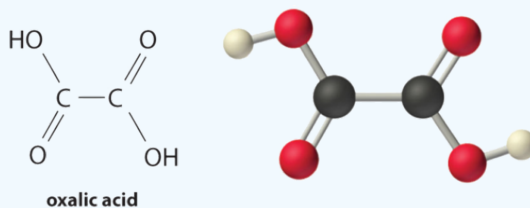


Figure 3.3.5: Titration Curve for Phosphoric Acid (H_3PO_4 , a Typical Polyprotic Acid). The curve for the titration of 25.0 mL of a 0.100 M H_3PO_4 solution with 0.100 M NaOH along with the species in solution at each K_a is shown. Note the two distinct equivalence points corresponding to deprotonation of H_3PO_4 at $pH \approx 4.6$ and $H_2PO_4^-$ at $pH \approx 9.8$. Because HPO_4^{2-} is a very weak acid, the third equivalence point, at $pH \approx 13$, is not well defined. (CC BY-SA-NC; Anonymous by request)

The titration curve for the reaction of a polyprotic base with a strong acid is the mirror image of the curve shown in Figure 3.3.5. The initial pH is high, but as acid is added, the pH decreases in steps if the successive pK_b values are well separated. Table E1 lists the ionization constants and pK_a values for some common polyprotic acids and bases.

✓ Example 3.3.3

Calculate the pH of a solution prepared by adding 55.0 mL of a 0.120 M NaOH solution to 100.0 mL of a 0.0510 M solution of oxalic acid (HO_2CCO_2H), a diprotic acid (abbreviated as H_2ox). Oxalic acid, the simplest dicarboxylic acid, is found in rhubarb and many other plants. Rhubarb leaves are toxic because they contain the calcium salt of the fully deprotonated form of oxalic acid, the oxalate ion ($O_2CCO_2^{2-}$, abbreviated ox^{2-}). Oxalate salts are toxic for two reasons. First, oxalate salts of divalent cations such as Ca^{2+} are insoluble at neutral pH but soluble at low pH. As a result, calcium oxalate dissolves in the dilute acid of the stomach, allowing oxalate to be absorbed and transported into cells, where it can react with calcium to form tiny calcium oxalate crystals that damage tissues. Second, oxalate forms stable complexes with metal ions, which can alter the distribution of metal ions in biological fluids.



Given: volume and concentration of acid and base

Asked for: pH

Strategy:

- Calculate the initial millimoles of the acid and the base. Use a tabular format to determine the amounts of all the species in solution.
- Calculate the concentrations of all the species in the final solution. Determine $[H^+]$ and convert this value to pH.

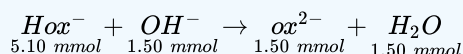
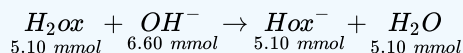
Solution:

A Table E5 gives the pK_a values of oxalic acid as 1.25 and 3.81. Again we proceed by determining the millimoles of acid and base initially present:

$$100.00 \text{ mL} \left(\frac{0.510 \text{ mmol } H_2Ox}{\text{mL}} \right) = 5.10 \text{ mmol } H_2Ox$$

$$55.00 \text{ mL} \left(\frac{0.120 \text{ mmol } NaOH}{\text{mL}} \right) = 6.60 \text{ mmol } NaOH$$

The strongest acid (H_2Ox) reacts with the base first. This leaves $(6.60 - 5.10) = 1.50$ mmol of OH^- to react with Hox^- , forming ox^{2-} and H_2O . The reactions can be written as follows:



In tabular form,

Solutions to Example 17.3.3

	H_2Ox	OH^-	Hox^-	ox^{2-}
initial	5.10 mmol	6.60 mmol	0 mmol	0 mmol
change (step 1)	-5.10 mmol	-5.10 mmol	+5.10 mmol	0 mmol
final (step 1)	0 mmol	1.50 mmol	5.10 mmol	0 mmol
change (step 2)	—	-1.50 mmol	-1.50 mmol	+1.50 mmol
final	0 mmol	0 mmol	3.60 mmol	1.50 mmol

B The equilibrium between the weak acid (Hox^-) and its conjugate base (ox^{2-}) in the final solution is determined by the magnitude of the second ionization constant, $K_{a2} = 10^{-3.81} = 1.6 \times 10^{-4}$. To calculate the pH of the solution, we need to know $[H^+]$, which is determined using exactly the same method as in the acetic acid titration in Example 3.3.2:

$$\text{final volume of solution} = 100.0 \text{ mL} + 55.0 \text{ mL} = 155.0 \text{ mL}$$

Thus the concentrations of Hox^- and ox^{2-} are as follows:

$$[Hox^-] = \frac{3.60 \text{ mmol } Hox^-}{155.0 \text{ mL}} = 2.32 \times 10^{-2} \text{ M}$$

$$[ox^{2-}] = \frac{1.50 \text{ mmol } ox^{2-}}{155.0 \text{ mL}} = 9.68 \times 10^{-3} \text{ M}$$

We can now calculate $[H^+]$ at equilibrium using the following equation:

$$K_{a2} = \frac{[ox^{2-}][H^+]}{[Hox^-]}$$

Rearranging this equation and substituting the values for the concentrations of Hox^- and ox^{2-} ,

$$[H^+] = \frac{K_{a2}[Hox^-]}{[ox^{2-}]} = \frac{(1.6 \times 10^{-4})(2.32 \times 10^{-2})}{(9.68 \times 10^{-3})} = 3.7 \times 10^{-4} \text{ M}$$

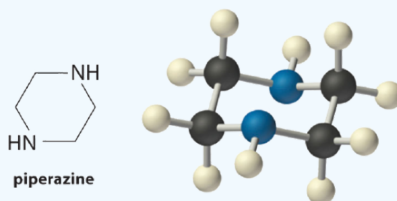
So

$$pH = -\log[H^+] = -\log(3.7 \times 10^{-4}) = 3.43$$

This answer makes chemical sense because the pH is between the first and second pK_a values of oxalic acid, as it must be. We added enough hydroxide ion to completely titrate the first, more acidic proton (which should give us a pH greater than pK_{a1}), but we added only enough to titrate less than half of the second, less acidic proton, with pK_{a2} . If we had added exactly enough hydroxide to completely titrate the first proton plus half of the second, we would be at the midpoint of the second step in the titration, and the pH would be 3.81, equal to pK_{a2} .

? Exercise 3.3.3: Piperazine

Piperazine is a diprotic base used to control intestinal parasites (“worms”) in pets and humans. A dog is given 500 mg (5.80 mmol) of piperazine ($pK_{b1} = 4.27$, $pK_{b2} = 8.67$). If the dog’s stomach initially contains 100 mL of 0.10 M HCl (pH = 1.00), calculate the pH of the stomach contents after ingestion of the piperazine.



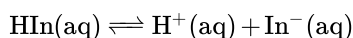
Answer

pH=4.9

Indicators

In practice, most acid–base titrations are not monitored by recording the pH as a function of the amount of the strong acid or base solution used as the titrant. Instead, an acid–base indicator is often used that, if carefully selected, undergoes a dramatic color change at the pH corresponding to the equivalence point of the titration. Indicators are weak acids or bases that exhibit intense colors that vary with pH. The conjugate acid and conjugate base of a good indicator have very different colors so that they can be distinguished easily. Some indicators are colorless in the conjugate acid form but intensely colored when deprotonated (phenolphthalein, for example), which makes them particularly useful.

We can describe the chemistry of indicators by the following general equation:



where the protonated form is designated by HIn and the conjugate base by In^- . The ionization constant for the deprotonation of indicator HIn is as follows:

$$K_{In} = \frac{[\text{H}^+][\text{In}^-]}{[\text{HIn}]} \quad (3.3.6)$$

The pK_{in} (its pK_a) determines the pH at which the indicator changes color.

Many different substances can be used as indicators, depending on the particular reaction to be monitored. For example, red cabbage juice contains a mixture of colored substances that change from deep red at low pH to light blue at intermediate pH to yellow at high pH. Similarly, *Hydrangea macrophylla* flowers can be blue, red, pink, light purple, or dark purple depending on the soil pH (Figure 3.3.6). Acidic soils will produce blue flowers, whereas alkaline soils will produce pinkish flowers.

Irrespective of the origins, a good indicator must have the following properties:

- The color change must be easily detected.
- The color change must be rapid.
- The indicator molecule must not react with the substance being titrated.
- To minimize errors, the indicator should have a pK_{in} that is within one pH unit of the expected pH at the equivalence point of the titration.



Figure 3.3.6: Naturally occurring pH indicators can be found in red cabbage and *Hydrangea macrophylla* flowers. Red Cabbage image (CC BY-SA 3.0; KENPEI via Wikipedia) and *Hydrangea macrophylla* flowers (pixabay).

Synthetic indicators have been developed that meet these criteria and cover virtually the entire pH range. Figure 3.3.7 shows the approximate pH range over which some common indicators change color and their change in color. In addition, some indicators (such as thymol blue) are polyprotic acids or bases, which change color twice at widely separated pH values.

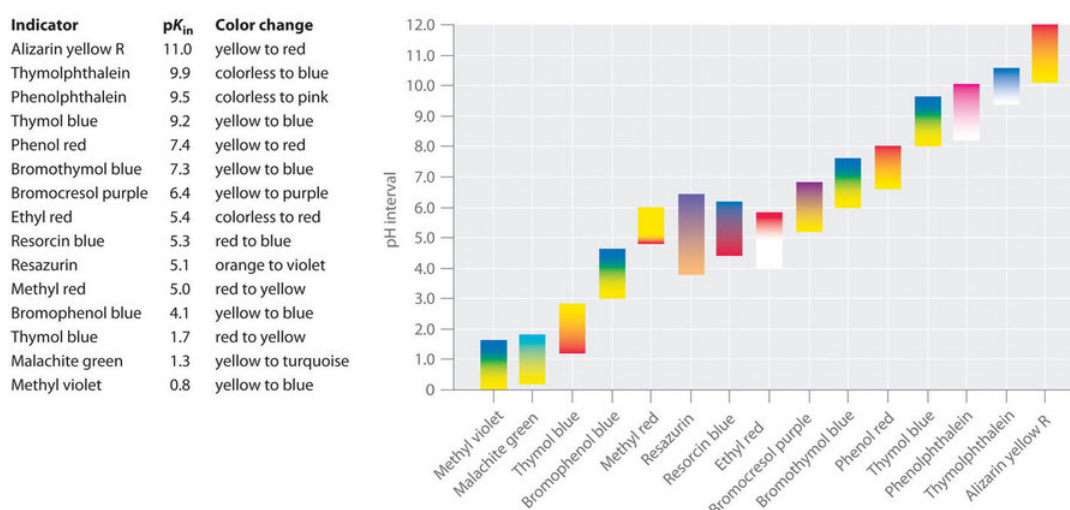


Figure 3.3.7: Some Common Acid–Base Indicators. Approximate colors are shown, along with pK_{in} values and the pH range over which the color changes. (CC BY-SA-NC; Anonymous by request)

It is important to be aware that an indicator does not change color abruptly at a particular pH value; instead, it actually undergoes a pH titration just like any other acid or base. As the concentration of HIn decreases and the concentration of In^- increases, the color of the solution slowly changes from the characteristic color of HIn to that of In^- . As we will see later, the $[\text{In}^-]/[\text{HIn}]$ ratio changes from 0.1 at a pH one unit below pK_{in} to 10 at a pH one unit above pK_{in} . Thus most indicators change color over a pH range of about two pH units.

We have stated that a good indicator should have a pK_{in} value that is close to the expected pH at the equivalence point. For a strong acid–strong base titration, the choice of the indicator is not especially critical due to the very large change in pH that occurs around the equivalence point. In contrast, using the wrong indicator for a titration of a weak acid or a weak base can result in relatively large errors, as illustrated in Figure 3.3.8. This figure shows plots of pH versus volume of base added for the titration of 50.0 mL of a 0.100 M solution of a strong acid (HCl) and a weak acid (acetic acid) with 0.100 M NaOH . The pH ranges over which two common indicators (methyl red, $pK_{in} = 5.0$, and phenolphthalein, $pK_{in} = 9.5$) change color are also shown. The horizontal bars indicate the pH ranges over which both indicators change color cross the HCl titration curve, where it is almost vertical. Hence both indicators change color when essentially the same volume of NaOH has been added (about 50 mL), which corresponds to the equivalence point. In contrast, the titration of acetic acid will give very different results depending on whether methyl red or phenolphthalein is used as the indicator. Although the pH range over which phenolphthalein changes color is slightly greater than the pH at the equivalence point of the strong acid titration, the error will be negligible due to the slope of this portion of the titration curve. Just as with the HCl titration, the phenolphthalein indicator will turn pink when about 50 mL of NaOH has been added to the acetic acid solution. In contrast, methyl red begins to change from red to yellow around pH 5, which is near the

midpoint of the acetic acid titration, not the equivalence point. Adding only about 25–30 mL of NaOH will therefore cause the methyl red indicator to change color, resulting in a huge error.

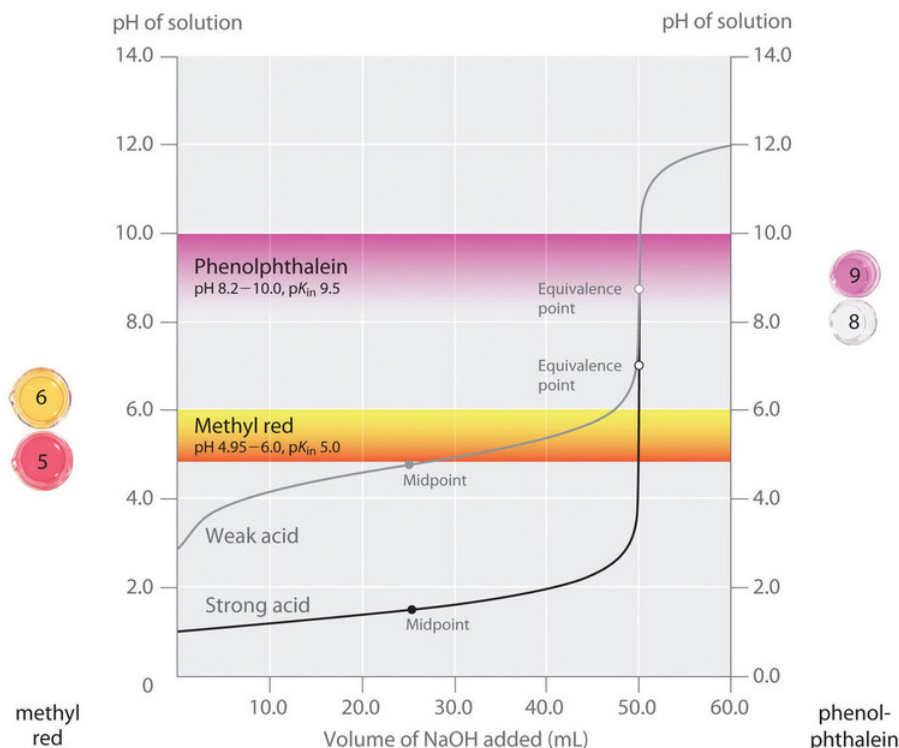


Figure 3.3.8: Choosing the Correct Indicator for an Acid-Base Titration. (CC BY-SA-NC; Anonymous by request)

If the pH of the solution is between 4.95 and 6 then methyl red should be used. If the pH is between 8.2 and 10 then phenolphthalein should be used.

The graph shows the results obtained using two indicators (methyl red and phenolphthalein) for the titration of 0.100 M solutions of a strong acid (HCl) and a weak acid (acetic acid) with 0.100 M NaOH. Due to the steepness of the titration curve of a strong acid around the equivalence point, either indicator will rapidly change color at the equivalence point for the titration of the strong acid. In contrast, the pK_{in} for methyl red (5.0) is very close to the pK_a of acetic acid (4.76); the midpoint of the color change for methyl red occurs near the midpoint of the titration, rather than at the equivalence point.

In general, for titrations of strong acids with strong bases (and vice versa), any indicator with a pK_{in} between about 4.0 and 10.0 will do. For the titration of a weak acid, however, the pH at the equivalence point is greater than 7.0, so an indicator such as phenolphthalein or thymol blue, with $pK_{in} > 7.0$, should be used. Conversely, for the titration of a weak base, where the pH at the equivalence point is less than 7.0, an indicator such as methyl red or bromocresol blue, with $pK_{in} < 7.0$, should be used.

The existence of many different indicators with different colors and pK_{in} values also provides a convenient way to estimate the pH of a solution without using an expensive electronic pH meter and a fragile pH electrode. Paper or plastic strips impregnated with combinations of indicators are used as “pH paper,” which allows you to estimate the pH of a solution by simply dipping a piece of pH paper into it and comparing the resulting color with the standards printed on the container (Figure 3.3.9).



Figure 3.3.9: pH Paper. pH paper contains a set of indicators that change color at different pH values. The approximate pH of a solution can be determined by simply dipping a paper strip into the solution and comparing the color to the standards provided. (CC BY-SA-NC; Anonymous by request)



pH Indicators: [pH Indicators\(opens in new window\)](#) [youtu.be]

Summary and Takeaway

Plots of acid–base titrations generate titration curves that can be used to calculate the pH, the pOH, the pK_a , and the pK_b of the system. The shape of a titration curve, a plot of pH versus the amount of acid or base added, provides important information about what is occurring in solution during a titration. The shapes of titration curves for weak acids and bases depend dramatically on the identity of the compound. The equivalence point of an acid–base titration is the point at which exactly enough acid or base has been added to react completely with the other component. The equivalence point in the titration of a strong acid or a strong base occurs at pH 7.0. In titrations of weak acids or weak bases, however, the pH at the equivalence point is greater or less than 7.0, respectively. The pH tends to change more slowly before the equivalence point is reached in titrations of weak acids and weak bases than in titrations of strong acids and strong bases. The pH at the midpoint, the point halfway on the titration curve to the equivalence point, is equal to the pK_a of the weak acid or the pK_b of the weak base. Thus titration methods can be used to determine both the concentration and the pK_a (or the pK_b) of a weak acid (or a weak base). Acid–base indicators are compounds that change color at a particular pH. They are typically weak acids or bases whose changes in color correspond to deprotonation or protonation of the indicator itself.

3.3: Titrations and pH Curves is shared under a [CC BY-NC-SA 4.0](#) license and was authored, remixed, and/or curated by LibreTexts.

- [17.3: Acid-Base Titrations](#) is licensed [CC BY-NC-SA 3.0](#).

CHAPTER OVERVIEW

4: Related Equilibrium

4.1: Solubility Equilibria and the Solubility Product Constant

4.2: Precipitation

4.3: Lewis Acids and Bases

4.4: Complex Ion Equilibria

4: Related Equilibrium is shared under a [not declared](#) license and was authored, remixed, and/or curated by LibreTexts.

4.1: Solubility Equilibria and the Solubility Product Constant

Learning Objectives

- To calculate the solubility of an ionic compound from its K_{sp}

We begin our discussion of solubility and complexation equilibria—those associated with the formation of complex ions—by developing quantitative methods for describing dissolution and precipitation reactions of ionic compounds in aqueous solution. Just as with acid–base equilibria, we can describe the concentrations of ions in equilibrium with an ionic solid using an equilibrium constant expression.

The Solubility Product

When a slightly soluble ionic compound is added to water, some of it dissolves to form a solution, establishing an equilibrium between the pure solid and a solution of its ions. For the dissolution of calcium phosphate, one of the two main components of kidney stones, the equilibrium can be written as follows, with the solid salt on the left:



As you will discover in Section 17.4 and in more advanced chemistry courses, basic anions, such as S^{2-} , PO_4^{3-} , and CO_3^{2-} , react with water to produce OH^- and the corresponding protonated anion. Consequently, their calculated molarities, assuming no protonation in aqueous solution, are only approximate.

The equilibrium constant for the dissolution of a sparingly soluble salt is the **solubility product (K_{sp})** of the salt. Because the concentration of a pure solid such as $\text{Ca}_3(\text{PO}_4)_2$ is a constant, it does not appear explicitly in the equilibrium constant expression. The equilibrium constant expression for the dissolution of calcium phosphate is therefore

$$K = \frac{[\text{Ca}^{2+}]^3 [\text{PO}_4^{3-}]^2}{[\text{Ca}_3(\text{PO}_4)_2]} \quad (4.1.2)$$

$$[\text{Ca}_3(\text{PO}_4)_2]K = K_{sp} = [\text{Ca}^{2+}]^3 [\text{PO}_4^{3-}]^2 \quad (4.1.3)$$

At 25°C and pH 7.00, K_{sp} for calcium phosphate is 2.07×10^{-33} , indicating that the concentrations of Ca^{2+} and PO_4^{3-} ions in solution that are in equilibrium with solid calcium phosphate are very low. The values of K_{sp} for some common salts are listed in Table 4.1.1, which shows that the magnitude of K_{sp} varies dramatically for different compounds. Although K_{sp} is not a function of pH in Equations 4.1.2 and 4.1.3, changes in pH can affect the solubility of a compound as discussed later.

As with any K , the concentration of a pure solid does not appear explicitly in K_{sp} .

Table 4.1.1: Solubility Products for Selected Ionic Substances at 25°C

Solid	Color	K_{sp}	Solid	Color	K_{sp}
Acetates			Iodides		
$\text{Ca}(\text{O}_2\text{CCH}_3)_2 \cdot 3\text{H}_2\text{O}$	white	4×10^{-3}	Hg_2I_2^*	yellow	5.2×10^{-29}
Bromides			PbI_2	yellow	9.8×10^{-9}
AgBr	off-white	5.35×10^{-13}	Oxalates		
Hg_2Br_2^*	yellow	6.40×10^{-23}	$\text{Ag}_2\text{C}_2\text{O}_4$	white	5.40×10^{-12}
Carbonates			$\text{MgC}_2\text{O}_4 \cdot 2\text{H}_2\text{O}$	white	4.83×10^{-6}
CaCO_3	white	3.36×10^{-9}	PbC_2O_4	white	4.8×10^{-10}
PbCO_3	white	7.40×10^{-14}	Phosphates		
Chlorides			Ag_3PO_4	white	8.89×10^{-17}
*These contain the Hg_2^{2+} ion.					

t...

Solid	Color	K_{sp}		Solid	Color	K_{sp}
AgCl	white	1.77×10^{-10}		$\text{Sr}_3(\text{PO}_4)_2$	white	4.0×10^{-28}
Hg_2Cl_2^*	white	1.43×10^{-18}		$\text{FePO}_4 \cdot 2\text{H}_2\text{O}$	pink	9.91×10^{-16}
PbCl_2	white	1.70×10^{-5}		Sulfates		
Chromates				Ag_2SO_4	white	1.20×10^{-5}
CaCrO_4	yellow	7.1×10^{-4}		BaSO_4	white	1.08×10^{-10}
PbCrO_4	yellow	2.8×10^{-13}		PbSO_4	white	2.53×10^{-8}
Fluorides				Sulfides		
BaF_2	white	1.84×10^{-7}		Ag_2S	black	6.3×10^{-50}
PbF_2	white	3.3×10^{-8}		CdS	yellow	8.0×10^{-27}
Hydroxides				PbS	black	8.0×10^{-28}
$\text{Ca}(\text{OH})_2$	white	5.02×10^{-6}		ZnS	white	1.6×10^{-24}
$\text{Cu}(\text{OH})_2$	pale blue	1×10^{-14}				
$\text{Mn}(\text{OH})_2$	light pink	1.9×10^{-13}				
$\text{Cr}(\text{OH})_3$	gray-green	6.3×10^{-31}				
$\text{Fe}(\text{OH})_3$	rust red	2.79×10^{-39}				

*These contain the Hg_2^{2+} ion.



Definition of a Solubility Product: [Definition of a Solubility Product\(opens in new window\)](#) [youtu.be]

Solubility products are determined experimentally by directly measuring either the concentration of one of the component ions or the solubility of the compound in a given amount of water. However, whereas solubility is usually expressed in terms of mass of solute per 100 mL of solvent, K_{sp} , like K , is defined in terms of the molar concentrations of the component ions.



A color photograph of a kidney stone, 8 mm in length. Kidney stones form from sparingly soluble calcium salts and are largely composed of $\text{Ca}(\text{O}_2\text{CCO}_2) \cdot \text{H}_2\text{O}$ and $\text{Ca}_3(\text{PO}_4)_2$. from Wikipedia.

✓ Example 4.1.1

Calcium oxalate monohydrate $[\text{Ca}(\text{O}_2\text{CCO}_2) \cdot \text{H}_2\text{O}]$, also written as $\text{CaC}_2\text{O}_4 \cdot \text{H}_2\text{O}$ is a sparingly soluble salt that is the other major component of kidney stones [along with $\text{Ca}_3(\text{PO}_4)_2$]. Its solubility in water at 25°C is $7.36 \times 10^{-4} \text{ g}/100 \text{ mL}$. Calculate its K_{sp} .

Given: solubility in $\text{g}/100 \text{ mL}$

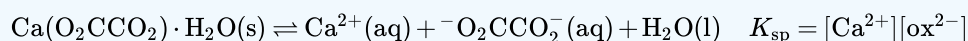
Asked for: K_{sp}

Strategy:

- Write the balanced dissolution equilibrium and the corresponding solubility product expression.
- Convert the solubility of the salt to moles per liter. From the balanced dissolution equilibrium, determine the equilibrium concentrations of the dissolved solute ions. Substitute these values into the solubility product expression to calculate K_{sp} .

Solution

A We need to write the solubility product expression in terms of the concentrations of the component ions. For calcium oxalate monohydrate, the balanced dissolution equilibrium and the solubility product expression (abbreviating oxalate as ox^{2-}) are as follows:



Neither solid calcium oxalate monohydrate nor water appears in the solubility product expression because their concentrations are essentially constant.

B Next we need to determine $[\text{Ca}^{2+}]$ and $[\text{ox}^{2-}]$ at equilibrium. We can use the mass of calcium oxalate monohydrate that dissolves in 100 mL of water to calculate the number of moles that dissolve in 100 mL of water. From this we can determine the number of moles that dissolve in 1.00 L of water. For dilute solutions, the density of the solution is nearly the same as that of water, so dissolving the salt in 1.00 L of water gives essentially 1.00 L of solution. Because each 1 mol of dissolved calcium oxalate monohydrate dissociates to produce 1 mol of calcium ions and 1 mol of oxalate ions, we can obtain the equilibrium concentrations that must be inserted into the solubility product expression. The number of moles of calcium oxalate monohydrate that dissolve in 100 mL of water is as follows:

$$\frac{7.36 \times 10^{-4} \text{ g}}{146.1 \text{ g/mol}} = 5.04 \times 10^{-6} \text{ mol Ca}(\text{O}_2\text{CCO}_2) \cdot \text{H}_2\text{O}$$

The number of moles of calcium oxalate monohydrate that dissolve in 1.00 L of the saturated solution is as follows:

$$\left(\frac{5.04 \times 10^{-6} \text{ mol Ca}(\text{O}_2\text{CCO}_2) \cdot \text{H}_2\text{O}}{100 \text{ mL}} \right) \left(\frac{1000 \text{ mL}}{1.00 \text{ L}} \right) = 5.04 \times 10^{-5} \text{ mol/L} = 5.04 \times 10^{-5} \text{ M}$$


Because of the stoichiometry of the reaction, the concentration of Ca^{2+} and ox^{2-} ions are both $5.04 \times 10^{-5} \text{ M}$. Inserting these values into the solubility product expression,

$$K_{\text{sp}} = [\text{Ca}^{2+}][\text{ox}^{2-}] = (5.04 \times 10^{-5})(5.04 \times 10^{-5}) = 2.54 \times 10^{-9}$$

In our calculation, we have ignored the reaction of the weakly basic anion with water, which tends to make the actual solubility of many salts greater than the calculated value.

? Exercise 4.1.1: Calcite

One crystalline form of calcium carbonate (CaCO_3) is "calcite", found as both a mineral and a structural material in many organisms. Calcite is found in the teeth of sea urchins. The urchins create depressions in limestone that they can settle in by grinding the rock with their teeth. Limestone, however, also consists of calcite, so how can the urchins grind the rock without also grinding their teeth? Researchers have discovered that the teeth are shaped like needles and plates and contain magnesium. The concentration of magnesium increases toward the tip, which contributes to the hardness. Moreover, each tooth is composed of two blocks of the polycrystalline calcite matrix that are interleaved near the tip. This creates a corrugated surface that presumably increases grinding efficiency. Toolmakers are particularly interested in this approach to grinding.



A crystal of calcite (CaCO_3), illustrating the phenomenon of double refraction. When a transparent crystal of calcite is placed over a page, we see two images of the letters. from Wikipedia

The solubility of calcite in water is 0.67 mg/100 mL. Calculate its K_{sp} .

Answer

$$4.5 \times 10^{-9}$$

The reaction of weakly basic anions with H_2O tends to make the actual solubility of many salts higher than predicted.



Finding K_{sp} from Ion Concentrations: [Finding \$K_{sp}\$ from Ion Concentrations](#)(opens in new window) [youtu.be]

Tabulated values of K_{sp} can also be used to estimate the solubility of a salt with a procedure that is essentially the reverse of the one used in Example 4.1.1. In this case, we treat the problem as a typical equilibrium problem and set up a table of initial concentrations, changes in concentration, and final concentrations ([ICE Tables](#)), remembering that the concentration of the pure solid is essentially constant.

✓ Example 4.1.2

We saw that the K_{sp} for $\text{Ca}_3(\text{PO}_4)_2$ is 2.07×10^{-33} at 25°C . Calculate the aqueous solubility of $\text{Ca}_3(\text{PO}_4)_2$ in terms of the following:

- the molarity of ions produced in solution
- the mass of salt that dissolves in 100 mL of water at 25°C

Given: K_{sp}

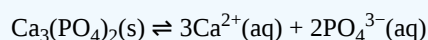
Asked for: molar concentration and mass of salt that dissolves in 100 mL of water

Strategy:

- Write the balanced equilibrium equation for the dissolution reaction and construct a table showing the concentrations of the species produced in solution. Insert the appropriate values into the solubility product expression and calculate the molar solubility at 25°C.
- Calculate the mass of solute in 100 mL of solution from the molar solubility of the salt. Assume that the volume of the solution is the same as the volume of the solvent.

Solution:

- A** The dissolution equilibrium for $\text{Ca}_3(\text{PO}_4)_2$ (Equation 4.1.2) is shown in the following ICE table. Because we are starting with distilled water, the initial concentration of both calcium and phosphate ions is zero. For every 1 mol of $\text{Ca}_3(\text{PO}_4)_2$ that dissolves, 3 mol of Ca^{2+} and 2 mol of PO_4^{3-} ions are produced in solution. If we let x equal the solubility of $\text{Ca}_3(\text{PO}_4)_2$ in moles per liter, then the change in $[\text{Ca}^{2+}]$ will be $+3x$, and the change in $[\text{PO}_4^{3-}]$ will be $+2x$. We can insert these values into the table.



Solutions to Example 17.4.2

	$\text{Ca}_3(\text{PO}_4)_2$	$[\text{Ca}^{2+}]$	$[\text{PO}_4^{3-}]$
initial	pure solid	0	0
change	—	$+3x$	$+2x$
final	pure solid	$3x$	$2x$

Although the amount of solid $\text{Ca}_3(\text{PO}_4)_2$ changes as some of it dissolves, its molar concentration does not change. We now insert the expressions for the equilibrium concentrations of the ions into the solubility product expression (Equation 17.2):

$$K_{sp} = [\text{Ca}^{2+}]^3 [\text{PO}_4^{3-}]^2 = (3x)^3 (2x)^2 \quad (4.1.4)$$

$$2.07 \times 10^{-33} = 108x^5 \quad (4.1.5)$$

$$1.92 \times 10^{-35} = x^5 \quad (4.1.6)$$

$$1.14 \times 10^{-7} \text{ M} = x \quad (4.1.7)$$

This is the molar solubility of calcium phosphate at 25°C. However, the molarity of the ions is $2x$ and $3x$, which means that $[\text{PO}_4^{3-}] = 2.28 \times 10^{-7}$ and $[\text{Ca}^{2+}] = 3.42 \times 10^{-7}$.

- B** To find the mass of solute in 100 mL of solution, we assume that the density of this dilute solution is the same as the density of water because of the low solubility of the salt, so that 100 mL of water gives 100 mL of solution. We can then determine the amount of salt that dissolves in 100 mL of water:

$$\left(\frac{1.14 \times 10^{-7} \text{ mol}}{1 \text{ L}} \right) 100 \text{ mL} \left(\frac{1 \text{ L}}{1000 \text{ mL}} \right) \left(\frac{310.18 \text{ g Ca}_3(\text{PO}_4)_2}{1 \text{ mol}} \right) = 3.54 \times 10^{-6} \text{ g Ca}_3(\text{PO}_4)_2$$

? Exercise 4.1.2

The solubility product of silver carbonate (Ag_2CO_3) is 8.46×10^{-12} at 25°C. Calculate the following:

- the molarity of a saturated solution
- the mass of silver carbonate that will dissolve in 100 mL of water at this temperature

Answer

- $1.28 \times 10^{-4} \text{ M}$
- 3.54 mg



Finding the Solubility of a Salt: [Finding the Solubility of a Salt \(opens in new window\)](#) [youtu.be]

The Ion Product

The **ion product (Q)** of a salt is the product of the concentrations of the ions in solution raised to the same powers as in the solubility product expression. It is analogous to the reaction quotient (Q) discussed for gaseous equilibria. Whereas K_{sp} describes equilibrium concentrations, the ion product describes concentrations that are not necessarily equilibrium concentrations.

The ion product Q is analogous to the reaction quotient Q for gaseous equilibria.

As summarized in Figure 4.1.1, there are three possible conditions for an aqueous solution of an ionic solid:

- $Q < K_{sp}$. The solution is unsaturated, and more of the ionic solid, if available, will dissolve.
- $Q = K_{sp}$. The solution is saturated and at equilibrium.
- $Q > K_{sp}$. The solution is supersaturated, and ionic solid will precipitate.

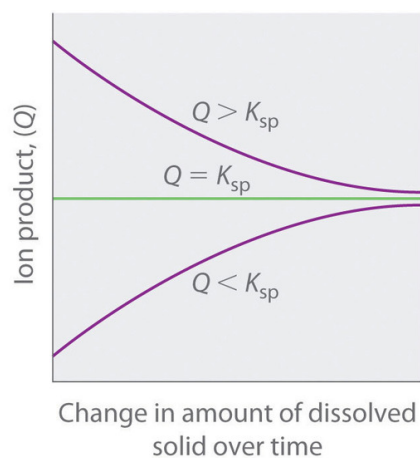


Figure 4.1.1: The Relationship between Q and K_{sp} . If Q is less than K_{sp} , the solution is unsaturated and more solid will dissolve until the system reaches equilibrium ($Q = K_{sp}$). If Q is greater than K_{sp} , the solution is supersaturated and solid will precipitate until $Q = K_{sp}$. If $Q = K_{sp}$, the rate of dissolution is equal to the rate of precipitation; the solution is saturated, and no net change in the amount of dissolved solid will occur.

Graph of ion product against change in amount of dissolved solid over time. The purple curves are when Q is greater or less than K_{sp} . The green line is when Q is equal to K_{sp} .

The process of calculating the value of the ion product and comparing it with the magnitude of the solubility product is a straightforward way to determine whether a solution is unsaturated, saturated, or supersaturated. More important, the ion product tells chemists whether a precipitate will form when solutions of two soluble salts are mixed.

✓ Example 4.1.3

We mentioned that barium sulfate is used in medical imaging of the gastrointestinal tract. Its solubility product is 1.08×10^{-10} at 25°C, so it is ideally suited for this purpose because of its low solubility when a “barium milkshake” is consumed by a patient. The pathway of the sparingly soluble salt can be easily monitored by x-rays. Will barium sulfate precipitate if 10.0 mL of 0.0020 M Na_2SO_4 is added to 100 mL of 3.2×10^{-4} M BaCl_2 ? Recall that NaCl is highly soluble in water.

Given: K_{sp} and volumes and concentrations of reactants

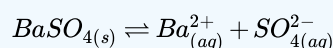
Asked for: whether precipitate will form

Strategy:

- Write the balanced equilibrium equation for the precipitation reaction and the expression for K_{sp} .
- Determine the concentrations of all ions in solution when the solutions are mixed and use them to calculate the ion product (Q).
- Compare the values of Q and K_{sp} to decide whether a precipitate will form.

Solution

A The only slightly soluble salt that can be formed when these two solutions are mixed is BaSO_4 because NaCl is highly soluble. The equation for the precipitation of BaSO_4 is as follows:



The solubility product expression is as follows:

$$K_{\text{sp}} = [\text{Ba}^{2+}][\text{SO}_4^{2-}] = 1.08 \times 10^{-10}$$

B To solve this problem, we must first calculate the ion product— $Q = [\text{Ba}^{2+}][\text{SO}_4^{2-}]$ —using the concentrations of the ions that are present after the solutions are mixed and before any reaction occurs. The concentration of Ba^{2+} when the solutions are mixed is the total number of moles of Ba^{2+} in the original 100 mL of BaCl_2 solution divided by the final volume (100 mL + 10.0 mL = 110 mL):

$$\begin{aligned} \text{moles Ba}^{2+} &= 100 \text{ mL} \left(\frac{1 \text{ L}}{1000 \text{ mL}} \right) \left(\frac{3.2 \times 10^{-4} \text{ mol}}{1 \text{ L}} \right) = 3.2 \times 10^{-5} \text{ mol Ba}^{2+} \\ [\text{Ba}^{2+}] &= \left(\frac{3.2 \times 10^{-5} \text{ mol Ba}^{2+}}{110 \text{ mL}} \right) \left(\frac{1000 \text{ mL}}{1 \text{ L}} \right) = 2.9 \times 10^{-4} \text{ M Ba}^{2+} \end{aligned}$$

Similarly, the concentration of SO_4^{2-} after mixing is the total number of moles of SO_4^{2-} in the original 10.0 mL of Na_2SO_4 solution divided by the final volume (110 mL):

$$\begin{aligned} \text{moles SO}_4^{2-} &= 10.0 \text{ mL} \left(\frac{1 \text{ L}}{1000 \text{ mL}} \right) \left(\frac{0.0020 \text{ mol}}{1 \text{ L}} \right) = 2.0 \times 10^{-5} \text{ mol SO}_4^{2-} \\ [\text{SO}_4^{2-}] &= \left(\frac{2.0 \times 10^{-5} \text{ mol SO}_4^{2-}}{110 \text{ mL}} \right) \left(\frac{1000 \text{ mL}}{1 \text{ L}} \right) = 1.8 \times 10^{-4} \text{ M SO}_4^{2-} \end{aligned}$$

We can now calculate Q :

$$Q = [\text{Ba}^{2+}][\text{SO}_4^{2-}] = (2.9 \times 10^{-4})(1.8 \times 10^{-4}) = 5.2 \times 10^{-8}$$

C We now compare Q with the K_{sp} . If $Q > K_{\text{sp}}$, then BaSO_4 will precipitate, but if $Q < K_{\text{sp}}$, it will not. Because $Q > K_{\text{sp}}$, we predict that BaSO_4 will precipitate when the two solutions are mixed. In fact, BaSO_4 will continue to precipitate until the system reaches equilibrium, which occurs when $[\text{Ba}^{2+}][\text{SO}_4^{2-}] = K_{\text{sp}} = 1.08 \times 10^{-10}$.

? Exercise 4.1.3

The solubility product of calcium fluoride (CaF_2) is 3.45×10^{-11} . If 2.0 mL of a 0.10 M solution of NaF is added to 128 mL of a 2.0×10^{-5} M solution of $\text{Ca}(\text{NO}_3)_2$, will CaF_2 precipitate?

Answer

yes ($Q = 4.7 \times 10^{-11} > K_{\text{sp}}$)



Determining if a Precipitate forms (The Ion Product): [Determining if a Precipitate forms \(The Ion Product\)\(opens in new window\)](#)
[youtu.be]

The Common Ion Effect and Solubility

The solubility product expression tells us that the equilibrium concentrations of the cation and the anion are inversely related. That is, as the concentration of the anion increases, the maximum concentration of the cation needed for precipitation to occur decreases—and vice versa—so that K_{sp} is constant. Consequently, the solubility of an ionic compound depends on the concentrations of other salts that contain the same ions. Adding a common cation or anion shifts a solubility equilibrium in the direction predicted by Le Chatelier's principle. As a result, the solubility of any sparingly soluble salt is almost always decreased by the presence of a soluble salt that contains a common ion. The exceptions generally involve the formation of complex ions, which is discussed later.

Consider, for example, the effect of adding a soluble salt, such as CaCl_2 , to a saturated solution of calcium phosphate $[\text{Ca}_3(\text{PO}_4)_2]$. We have seen that the solubility of $\text{Ca}_3(\text{PO}_4)_2$ in water at 25°C is $1.14 \times 10^{-7} \text{ M}$ ($K_{sp} = 2.07 \times 10^{-33}$). Thus a saturated solution of $\text{Ca}_3(\text{PO}_4)_2$ in water contains $3 \times (1.14 \times 10^{-7} \text{ M}) = 3.42 \times 10^{-7} \text{ M Ca}^{2+}$ and $2 \times (1.14 \times 10^{-7} \text{ M}) = 2.28 \times 10^{-7} \text{ M PO}_4^{3-}$, according to the stoichiometry shown in Equation 4.1.1 (neglecting hydrolysis to form HPO_4^{2-} as described in Chapter 16). If CaCl_2 is added to a saturated solution of $\text{Ca}_3(\text{PO}_4)_2$, the Ca^{2+} ion concentration will increase such that $[\text{Ca}^{2+}] > 3.42 \times 10^{-7} \text{ M}$, making $Q > K_{sp}$. The only way the system can return to equilibrium is for the reaction in Equation 4.1.1 to proceed to the left, resulting in precipitation of $\text{Ca}_3(\text{PO}_4)_2$. This will decrease the concentration of both Ca^{2+} and PO_4^{3-} until $Q = K_{sp}$.

*The common ion effect usually **decreases** the solubility of a sparingly soluble salt.*

✓ Example 4.1.4

Calculate the solubility of calcium phosphate $[\text{Ca}_3(\text{PO}_4)_2]$ in 0.20 M CaCl_2 .

Given: concentration of CaCl_2 solution

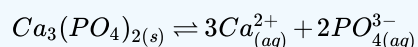
Asked for: solubility of $\text{Ca}_3(\text{PO}_4)_2$ in CaCl_2 solution

Strategy:

- Write the balanced equilibrium equation for the dissolution of $\text{Ca}_3(\text{PO}_4)_2$. Tabulate the concentrations of all species produced in solution.
- Substitute the appropriate values into the expression for the solubility product and calculate the solubility of $\text{Ca}_3(\text{PO}_4)_2$.

Solution

A The balanced equilibrium equation is given in the following table. If we let x equal the solubility of $\text{Ca}_3(\text{PO}_4)_2$ in moles per liter, then the change in $[\text{Ca}^{2+}]$ is once again $+3x$, and the change in $[\text{PO}_4^{3-}]$ is $+2x$. We can insert these values into the ICE table.



Solutions to Example 17.4.4

	Ca ₃ (PO ₄) ₂	[Ca ²⁺]	[PO ₄ ³⁻]
initial	pure solid	0.20	0
change	—	+3x	+2x
final	pure solid	0.20 + 3x	2x

B The K_{sp} expression is as follows:

$$K_{sp} = [\text{Ca}^{2+}]^3[\text{PO}_4^{3-}]^2 = (0.20 + 3x)^3(2x)^2 = 2.07 \times 10^{-33}$$

Because $\text{Ca}_3(\text{PO}_4)_2$ is a sparingly soluble salt, we can reasonably expect that $x \ll 0.20$. Thus $(0.20 + 3x)$ M is approximately 0.20 M, which simplifies the K_{sp} expression as follows:

$$\begin{aligned} K_{sp} &= (0.20)^3(2x)^2 = 2.07 \times 10^{-33} \\ x^2 &= 6.5 \times 10^{-32} \\ x &= 2.5 \times 10^{-16} \text{ M} \end{aligned}$$

This value is the solubility of $\text{Ca}_3(\text{PO}_4)_2$ in 0.20 M CaCl_2 at 25°C. It is approximately nine orders of magnitude less than its solubility in pure water, as we would expect based on Le Chatelier's principle. With one exception, this example is identical to Example 4.1.2—here the initial $[\text{Ca}^{2+}]$ was 0.20 M rather than 0.

? Exercise 4.1.4

Calculate the solubility of silver carbonate in a 0.25 M solution of sodium carbonate. The solubility of silver carbonate in pure water is 8.45×10^{-12} at 25°C.

Answer

2.9×10^{-6} M (versus 1.3×10^{-4} M in pure water)



The Common Ion Effect in Solubility Products: [The Common Ion Effect in Solubility Products\(opens in new window\)](https://youtu.be/) [youtu.be]

Summary

The solubility product (K_{sp}) is used to calculate equilibrium concentrations of the ions in solution, whereas the ion product (Q) describes concentrations that are not necessarily at equilibrium. The equilibrium constant for a dissolution reaction, called the solubility product (K_{sp}), is a measure of the solubility of a compound. Whereas solubility is usually expressed in terms of mass of solute per 100 mL of solvent, K_{sp} is defined in terms of the molar concentrations of the component ions. In contrast, the ion product (Q) describes concentrations that are not necessarily equilibrium concentrations. Comparing Q and K_{sp} enables us to determine whether a precipitate will form when solutions of two soluble salts are mixed. Adding a common cation or common anion to a solution of a sparingly soluble salt shifts the solubility equilibrium in the direction predicted by Le Chatelier's principle. The solubility of the salt is almost always decreased by the presence of a common ion.

4.1: Solubility Equilibria and the Solubility Product Constant is shared under a [CC BY-NC-SA 4.0](#) license and was authored, remixed, and/or curated by LibreTexts.

- 17.4: Solubility Equilibria is licensed [CC BY-NC-SA 3.0](#).

4.2: Precipitation

Learning Objectives

- Calculate ion concentrations to maintain a heterogeneous equilibrium.
- Calculate pH required to precipitate a metal hydroxide.
- Design experiments to separate metal ions in a solution of mixtures of metals.

A mixture of metal ions in a solution can be separated by precipitation with anions such as Cl^- , Br^- , SO_4^{2-} , CO_3^{2-} , S^{2-} , $\text{Cr}_2\text{O}_4^{2-}$, PO_4^{3-} , OH^- etc. When a metal ion or a group of metal ions form insoluble salts with a particular anion, they can be separated from others by precipitation. We can also separate the anions by precipitating them with appropriate metal ions. There are no definite dividing lines between **insoluble salts**, **sparingly soluble**, and **soluble salts**, but concentrations of their saturated solutions are small, medium, and large. Solubility products are usually listed for insoluble and sparingly soluble salts, but they are not given for soluble salts. Solubility products for soluble salts are very large.

What type of salts are usually soluble, sparingly soluble and insoluble? The following are some general guidelines, but these are not precise laws.

- All nitrates are soluble. The singly charged large NO_3^- ions form salts with high solubilities. So do ClO_4^- , ClO_3^- , NO_2^- , HCOO^- , and CH_3COO^- .
- All chlorides, bromides, and iodides are soluble except those of Ag^+ , Hg_2^{2+} , and Pb^{2+} . CaF_2 , BaF_2 , and PbF_2 are also insoluble.
- All sulfates are soluble, except those of Ba^{2+} , Sr^{2+} , and Pb^{2+} . The doubly charged sulfates are usually less soluble than halides and nitrates.
- Most singly charged cations K^+ , Na^+ , NH_4^+ form soluble salts. However, $\text{K}_3\text{Co}(\text{NO}_2)_6$ and $(\text{NH}_4)_3\text{Co}(\text{NO}_2)_6$ are insoluble.

These are handy rules for us to have if we deal with salts often. On the other hand, solubility is an important physical property of a substance, and these properties are listed in handbooks.

Chemical Separation of Metal Ions

Formation of crystals from a saturated solution is a **heterogeneous equilibrium** phenomenon, and it can be applied to separate various chemicals or ions in a solution. When solubilities of two metal salts are very different, they can be separated by precipitation. The K_{sp} values for various salts are valuable information, and some data are given in Table E3. In the first two examples, we show how barium and strontium can be separated as chromate.

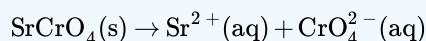
✓ Example 4.2.1

The K_{sp} for strontium chromate is 3.6×10^{-5} and the K_{sp} for barium chromate is 1.2×10^{-10} . What concentration of potassium chromate will precipitate the maximum amount of either the barium or the strontium chromate from an equimolar 0.30 M solution of barium and strontium ions without precipitating the other?

Solution

Since the K_{sp} for barium chromate is smaller, we know that BaCrO_4 will form a precipitate first as $[\text{CrO}_4^{2-}]$ increases so that Q_{sp} for BaCrO_4 also increases from zero to K_{sp} of BaCrO_4 , at which point, BaCrO_4 precipitates. As $[\text{CrO}_4^{2-}]$ increases, $[\text{Ba}^{2+}]$ decreases. Further increase of $[\text{CrO}_4^{2-}]$ till Q_{sp} for SrCrO_4 increases to K_{sp} of SrCrO_4 ; it then precipitates.

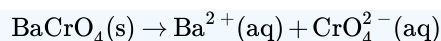
Let us write the equilibrium equations and data down to help us think. Let x be the concentration of chromate to precipitate Sr^{2+} , and y be that to precipitate Ba^{2+} :



According to the definition of K_{sp} we have we have $K_{\text{sp}} = (0.30)(x) = 3.6 \times 10^{-5}$. Solving for x gives

$$x = \frac{3.6 \times 10^{-5}}{0.30} = 1.2 \times 10^{-4} \text{ M}$$

Further, let y be the concentration of chromate to precipitate precipitate Ba^{2+} :



with $K_{\text{sp}} = (0.30)(y) = 1.2 \times 10^{-10}$. Solving for y gives

$$y = \frac{1.2 \times 10^{-10}}{0.30} = 4.0 \times 10^{-10} \text{ M}$$

The K_{sp} 's for the two salts indicate BaCrO_4 to be much less soluble, and it will precipitate before any SrCrO_4 precipitates. If chromate concentration is maintained less than $1.2 \times 10^{-4} \text{ M}$, then all Sr^{2+} ions will remain in the solution.

Discussion

In reality, controlling the increase of $[\text{CrO}_4^{2-}]$ is very difficult.

✓ Example 4.2.2

The K_{sp} for strontium chromate is 3.6×10^{-5} and the K_{sp} for barium chromate is 1.2×10^{-10} . Potassium chromate is added a small amount at a time to first precipitate BaCrO_4 . Calculate $[\text{Ba}^{2+}]$ when the first trace of SrCrO_4 precipitate starts to form in a solution that contains 0.30 M each of Ba^{2+} and Sr^{2+} ions.

Solution

From the solution given in Example 4.2.1, $[\text{CrO}_4^{2-}] = 3.6 \times 10^{-4} \text{ M}$ when SrCrO_4 starts to form. At this concentration, the $[\text{Ba}^{2+}]$ is estimated at $3.6 \times 10^{-4} = 1.2 \times 10^{-10}$.

The K_{sp} of BaCrO_4 .

Thus,

$$[\text{Ba}^{2+}] = 3.33 \times 10^{-7} \text{ M}$$

Very small indeed, compared to 0.30. In the fresh precipitate of SrCrO_4 , the molar ratio of SrCrO_4 to BaCrO_4 is

$$\frac{0.30}{3.33 \times 10^{-7}} = 9.0 \times 10^5.$$

Hence, the amount of Ba^{2+} ion in the solid is only 1×10^{-6} (i.e., 1 ppm) of all metal ions, providing that all the solid was removed when

$$[\text{CrO}_4^{2-}] = 3.6 \times 10^{-4} \text{ M}.$$

Discussion

The calculation shown here indicates that the separation of Sr and Ba is pretty good. In practice, an impurity level of 1 ppm is a very small value.

✓ Example 4.2.3

What reagent should you use to separate silver and lead ions that are present in a solution? What data or information will be required for this task?

Solution

The K_{sp} 's for salts of silver and lead are required. We list the K_{sp} 's for chlorides and sulfates in a table here. These value are found in the Handbook Menu of our website as Salts K_{sp} .

Be

Solutions to Example 17.6.3

	Salt	K_{sp}	Salt	K_{sp}
ca	AgCl	1.8×10^{-10}	Ag_2SO_4	1.4×10^{-5}
us	Hg_2Cl_2	1.3×10^{-18}	BaSO_4	1.1×10^{-10}
e	PbCl_2	1.7×10^{-5}	CaSO_4	2.4×10^{-5}
th			PbSO_4	6.3×10^{-7}
e				
K_{s}				

p's	Salt	K_{sp}	Salt	K_{sp}
			$SrSO_4$	3.2×10^{-7}

$AgCl$ and $PbCl_2$ are very different, chloride, Cl^- , appears a good choice of negative ions for their separation.

The literature also indicates that $PbCl_2$ is rather soluble in warm water, and by heating the solution to 350 K (80°C), you can keep Pb^{2+} ions in solution and precipitate $AgCl$ as a solid. The solubility of $AgCl$ is very small even at high temperatures.

Discussion

Find more detailed information about the solubility of lead chloride as a function of temperature.

Can sulfate be used to separate silver and lead ions? Which one will form a precipitate first as the sulfate ion concentration increases? What is the $[Pb^{2+}]$ when Ag_2SO_4 begins to precipitate in a solution that contains 0.10 M Ag^+ ?



The Separation of Two Ions by a Difference in Solubility: [The Separation of Two Ions by a Difference in Solubility](#)(opens in new window) [youtu.be]

4.2: Precipitation is shared under a [CC BY-NC-SA 4.0](#) license and was authored, remixed, and/or curated by LibreTexts.

- 17.6: Precipitation and Separation of Ions by Chung (Peter) Chieh is licensed [CC BY-NC-SA 3.0](#).

4.3: Lewis Acids and Bases

Learning Objectives

Make sure you thoroughly understand the following essential ideas which have been presented above. It is especially important that you know the precise meanings of all the highlighted terms in the context of this topic.

- Write the equation for the proton transfer reaction involving a Brønsted-Lowry acid or base, and show how it can be interpreted as an electron-pair transfer reaction, clearly identifying the donor and acceptor.
- Give an example of a *Lewis acid-base reaction* that does not involve protons.
- Write equations illustrating the behavior of a given non-aqueous acid-base system.

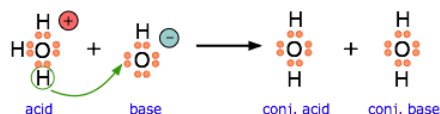
The Brønsted-Lowry proton donor-acceptor concept has been one of the most successful theories of Chemistry. But as with any such theory, it is fair to ask if this is not just a special case of a more general theory that could encompass an even broader range of chemical science. In 1916, G.N. Lewis of the University of California proposed that the *electron pair* is the dominant actor in acid-base chemistry. The Lewis theory did not become very well known until about 1923 (the same year that Brønsted and Lowry published their work), but since then it has been recognized as a very powerful tool for describing chemical reactions of widely different kinds and is widely used in organic and inorganic chemistry. According to Lewis,

- An *acid* is a substance that **accepts** a pair of electrons, and in doing so, forms a covalent bond with the entity that supplies the electrons.
- A *base* is a substance that **donates** an unshared pair of electrons to a recipient species with which the electrons can be shared.

In modern chemistry, electron donors are often referred to as nucleophiles, while acceptors are electrophiles.

Proton-Transfer Reactions Involve Electron-Pair Transfer

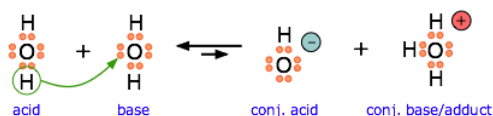
Just as any Arrhenius acid is also a Brønsted acid, any Brønsted acid is also a Lewis acid, so the various acid-base concepts are all "upward compatible". Although we do not really need to think about electron-pair transfers when we deal with ordinary aqueous-solution acid-base reactions, it is important to understand that it is the opportunity for electron-pair sharing that enables proton transfer to take place.



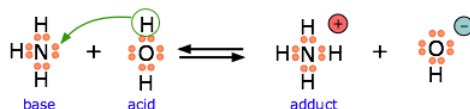
This equation for a simple acid-base neutralization shows how the Brønsted and Lewis definitions are really just different views of the same process. Take special note of the following points:

- The arrow shows the movement of a proton from the hydronium ion to the hydroxide ion.
- Note carefully that the electron-pairs themselves do not move; they remain attached to their central atoms. The electron pair on the base is "donated" to the acceptor (the proton) only in the sense that it ends up being *shared* with the acceptor, rather than being the exclusive property of the oxygen atom in the hydroxide ion.
- Although the hydronium ion is the nominal Lewis acid here, it does not itself accept an electron pair, but acts merely as the source of the proton that coordinates with the Lewis base.

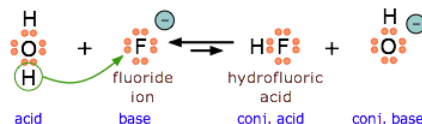
The point about the electron-pair remaining on the donor species is especially important to bear in mind. For one thing, it distinguishes a *Lewis acid-base reaction* from an *oxidation-reduction reaction*, in which a physical transfer of one or more electrons from donor to acceptor does occur. The product of a Lewis acid-base reaction is known formally as an "adduct" or "complex", although we do not ordinarily use these terms for simple proton-transfer reactions such as the one in the above example. Here, the proton combines with the hydroxide ion to form the "adduct" H₂O. The following examples illustrate these points for some other proton-transfer reactions that you should already be familiar with.



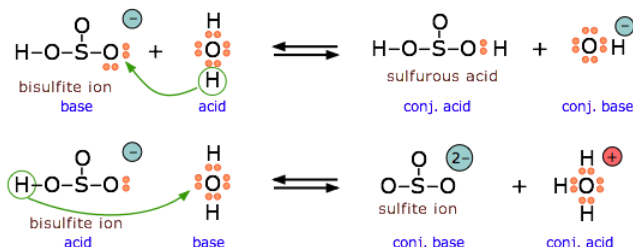
Another example, showing the autoprotolysis of water. Note that the conjugate base is also the adduct.



Ammonia is both a Brønsted and a Lewis base, owing to the unshared electron pair on the nitrogen. The reverse of this reaction represents the *hydrolysis* of the ammonium ion.



Because HF is a weak acid, fluoride salts behave as bases in aqueous solution. As a Lewis base, F^- accepts a proton from water, which is transformed into a hydroxide ion.



The bisulfite ion is *amphotropic* and can act as an electron donor or acceptor.

Acid-base Reactions without Transferring Protons

The major utility of the Lewis definition is that it extends the concept of acids and bases beyond the realm of proton transfer reactions. The classic example is the reaction of boron trifluoride with ammonia to form an *adduct*:



One of the most commonly-encountered kinds of Lewis acid-base reactions occurs when electron-donating ligands form coordination complexes with transition-metal ions.

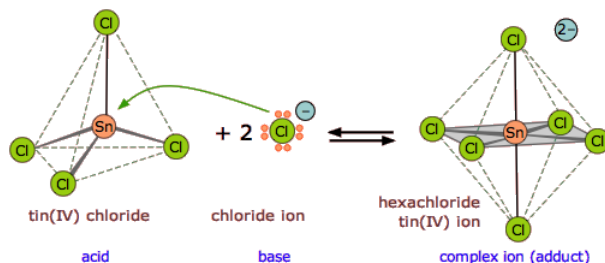


Figure 4.3.1: The tin atom in $SnCl_4$ can expand its valence shell by utilizing a pair of d-orbitals, changing its hybridization from sp^3 to sp^3d^2 .

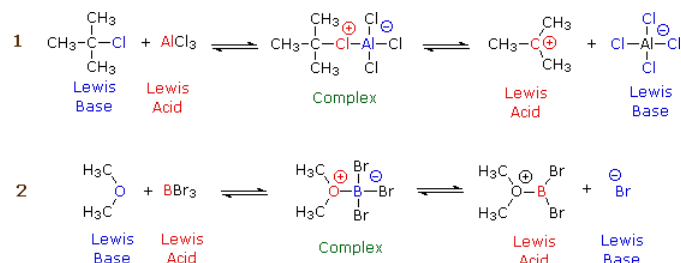
? Exercise 4.3.1

Here are several more examples of Lewis acid-base reactions that **cannot** be accommodated within the Brønsted or Arrhenius models. Identify the Lewis acid and Lewis base in each reaction.



- b. $\text{SnS}_2 + \text{S}^{2-} \rightarrow \text{SnS}_3^{2-}$
 c. $\text{Cd}(\text{CN})_2 + 2 \text{CN}^- \rightarrow \text{Cd}(\text{CN})_4^{2-}$
 d. $\text{AgCl} + 2 \text{NH}_3 \rightarrow \text{Ag}(\text{NH}_3)_2^+ + \text{Cl}^-$
 e. $\text{Fe}^{2+} + \text{NO} \rightarrow \text{Fe}(\text{NO})^{2+}$
 f. $\text{Ni}^{2+} + 6 \text{NH}_3 \rightarrow \text{Ni}(\text{NH}_3)_6^{2+}$

Although organic chemistry is beyond the scope of these lessons, it is instructive to see how electron donors and acceptors play a role in chemical reactions. The following two diagrams show the mechanisms of two common types of reactions initiated by simple inorganic Lewis acids:



In each case, the species labeled "Complex" is an intermediate that decomposes into the products, which are conjugates of the original acid and base pairs. The electric charges indicated in the complexes are formal charges, but those in the products are "real".

In reaction 1, the incomplete octet of the aluminum atom in AlCl_3 serves as a better electron acceptor to the chlorine atom than does the isobutyl part of the base. In reaction 2, the pair of non-bonding electrons on the dimethyl ether coordinates with the electron-deficient boron atom, leading to a complex that breaks down by releasing a bromide ion.

Non-aqueous Protonic Acid-Base Systems

We ordinarily think of Brønsted-Lowry acid-base reactions as taking place in aqueous solutions, but this need not always be the case. A more general view encompasses a variety of acid-base *solvent systems*, of which the *water system* is only one (Table 4.3.1). Each of these has as its basis an amphiprotic solvent (one capable of undergoing autoprotolysis), in parallel with the familiar case of water.

The ammonia system is one of the most common non-aqueous system in Chemistry. Liquid ammonia boils at -33°C , and can conveniently be maintained as a liquid by cooling with dry ice (-77°C). It is a good solvent for substances that also dissolve in water, such as ionic salts and organic compounds since it is capable of forming hydrogen bonds. However, many other familiar substances can also serve as the basis of protonic solvent systems as Table 4.3.1 indicates:

Table 4.3.1: Popular Solvent systems

solvent	autoprotolysis reaction	pK _{ap}
water	$2 \text{H}_2\text{O} \rightarrow \text{H}_3\text{O}^+ + \text{OH}^-$	14
ammonia	$2 \text{NH}_3 \rightarrow \text{NH}_4^+ + \text{NH}_2^-$	33
acetic acid	$2 \text{CH}_3\text{COOH} \rightarrow \text{CH}_3\text{COOH}_2^+ + \text{CH}_3\text{COO}^-$	13
ethanol	$2 \text{C}_2\text{H}_5\text{OH} \rightarrow \text{C}_2\text{H}_5\text{OH}_2^+ + \text{C}_2\text{H}_5\text{O}^-$	19
hydrogen peroxide	$2 \text{HO}-\text{OH} \rightarrow \text{HO}-\text{OH}_2^+ + \text{HO}-\text{O}^-$	13
hydrofluoric acid	$2 \text{HF} \rightarrow \text{H}_2\text{F}^+ + \text{F}^-$	10
sulfuric acid	$2 \text{H}_2\text{SO}_4 \rightarrow \text{H}_3\text{SO}_4^+ + \text{HSO}_4^-$	3.5

One use of nonaqueous acid-base systems is to examine the relative strengths of the strong acids and bases, whose strengths are "leveled" by the fact that they are all totally converted into H_3O^+ or OH^- ions in water. By studying them in appropriate non-aqueous solvents which are poorer acceptors or donors of protons, their relative strengths can be determined.

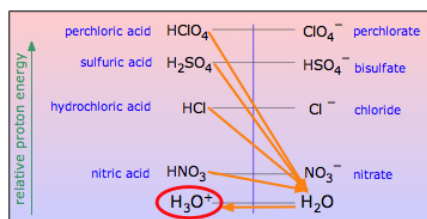


Figure 4.3.2: Use of non-aqueous solvents allows the study of strong acids that are hindered by the "leveling" of the solvent.

4.3: Lewis Acids and Bases is shared under a [CC BY-NC-SA 4.0](#) license and was authored, remixed, and/or curated by LibreTexts.

- **10.5: Lewis Acids and Bases** by Stephen Lower is licensed [CC BY 3.0](#). Original source: <http://www.chem1.com/acad/webtext/virtualtextbook.html>.

4.4: Complex Ion Equilibria

Learning Objectives

- To be introduced to complex ions, including ligands.

Previously, you learned that metal ions in aqueous solution are hydrated—that is, surrounded by a shell of usually four or six water molecules. A hydrated ion is one kind of a **complex ion** (or, simply, complex), a species formed between a central metal ion and one or more surrounding **ligands**, molecules or ions that contain at least one lone pair of electrons, such as the $[\text{Al}(\text{H}_2\text{O})_6]^{3+}$ ion.

A complex ion forms from a metal ion and a ligand because of a Lewis acid–base interaction. The positively charged metal ion acts as a Lewis acid, and the ligand, with one or more lone pairs of electrons, acts as a Lewis base. Small, highly charged metal ions, such as Cu^{2+} or Ru^{3+} , have the greatest tendency to act as Lewis acids, and consequently, they have the greatest tendency to form complex ions.

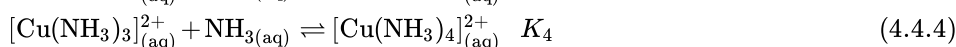
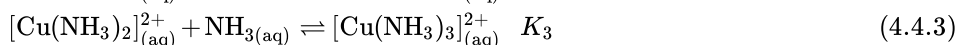
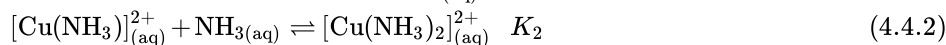
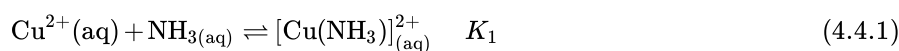
As an example of the formation of complex ions, consider the addition of ammonia to an aqueous solution of the hydrated Cu^{2+} ion $[\text{Cu}(\text{H}_2\text{O})_6]^{2+}$. Because it is a stronger base than H_2O , ammonia replaces the water molecules in the hydrated ion to form the $[\text{Cu}(\text{NH}_3)_4(\text{H}_2\text{O})_2]^{2+}$ ion. Formation of the $[\text{Cu}(\text{NH}_3)_4(\text{H}_2\text{O})_2]^{2+}$ complex is accompanied by a dramatic color change, as shown in Figure 4.4.1. The solution changes from the light blue of $[\text{Cu}(\text{H}_2\text{O})_6]^{2+}$ to the blue-violet characteristic of the $[\text{Cu}(\text{NH}_3)_4(\text{H}_2\text{O})_2]^{2+}$ ion.



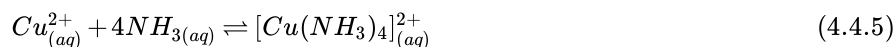
Figure 4.4.1: The Formation of Complex Ions. An aqueous solution of CuSO_4 consists of hydrated Cu^{2+} ions in the form of pale blue $[\text{Cu}(\text{H}_2\text{O})_6]^{2+}$ (left). The addition of aqueous ammonia to the solution results in the formation of the intensely blue-violet $[\text{Cu}(\text{NH}_3)_4(\text{H}_2\text{O})_2]^{2+}$ ions, usually written as $[\text{Cu}(\text{NH}_3)_4]^{2+}$ ion (right) because ammonia, a stronger base than H_2O , replaces water molecules from the hydrated Cu^{2+} ion. For a more complete description, see www.youtube.com/watch?v=IQNcLH6OZK0.

The Formation Constant

The replacement of water molecules from $[\text{Cu}(\text{H}_2\text{O})_6]^{2+}$ by ammonia occurs in sequential steps. Omitting the water molecules bound to Cu^{2+} for simplicity, we can write the equilibrium reactions as follows:



The sum of the stepwise reactions is the overall equation for the formation of the complex ion: The hydrated Cu^{2+} ion contains six H_2O ligands, but the complex ion that is produced contains only four NH_3 ligands, not six.



The equilibrium constant for the formation of the complex ion from the hydrated ion is called the **formation constant (K_f)**. The equilibrium constant expression for K_f has the same general form as any other equilibrium constant expression. In this case, the expression is as follows:

$$K_f = \frac{[\text{Cu}(\text{NH}_3)_4]^{2+}}{[\text{Cu}^{2+}][\text{NH}_3]^4} = 2.1 \times 10^{13} = K_1 K_2 K_3 K_4 \quad (4.4.6)$$

The formation constant (K_f) has the same general form as any other equilibrium constant expression.

Water, a pure liquid, does not appear explicitly in the equilibrium constant expression, and the hydrated $\text{Cu}^{2+}(\text{aq})$ ion is represented as Cu^{2+} for simplicity. As for any equilibrium, the larger the value of the equilibrium constant (in this case, K_f), the more stable the product. With $K_f = 2.1 \times 10^{13}$, the $[\text{Cu}(\text{NH}_3)_4(\text{H}_2\text{O})_2]^{2+}$ complex ion is very stable. The formation constants for some common complex ions are listed in Table 4.4.1.

Table 4.4.1: Common Complex Ions

	Complex Ion	Equilibrium Equation	K_f
Ammonia Complexes	$[\text{Ag}(\text{NH}_3)_2]^+$	$\text{Ag}^+ + 2\text{NH}_3 \rightleftharpoons [\text{Ag}(\text{NH}_3)_2]^+$	1.1×10^7
	$[\text{Cu}(\text{NH}_3)_4]^{2+}$	$\text{Cu}^{2+} + 4\text{NH}_3 \rightleftharpoons [\text{Cu}(\text{NH}_3)_4]^{2+}$	2.1×10^{13}
	$[\text{Ni}(\text{NH}_3)_6]^{2+}$	$\text{Ni}^{2+} + 6\text{NH}_3 \rightleftharpoons [\text{Ni}(\text{NH}_3)_6]^{2+}$	5.5×10^8
Cyanide Complexes	$[\text{Ag}(\text{CN})_2]^-$	$\text{Ag}^+ + 2\text{CN}^- \rightleftharpoons [\text{Ag}(\text{CN})_2]^-$	1.1×10^{18}
	$[\text{Ni}(\text{CN})_4]^{2-}$	$\text{Ni}^{2+} + 4\text{CN}^- \rightleftharpoons [\text{Ni}(\text{CN})_4]^{2-}$	2.2×10^{31}
	$[\text{Fe}(\text{CN})_6]^{3-}$	$\text{Fe}^{3+} + 6\text{CN}^- \rightleftharpoons [\text{Fe}(\text{CN})_6]^{3-}$	1×10^{42}
Hydroxide Complexes	$[\text{Zn}(\text{OH})_4]^{2-}$	$\text{Zn}^{2+} + 4\text{OH}^- \rightleftharpoons [\text{Zn}(\text{OH})_4]^{2-}$	4.6×10^{17}
	$[\text{Cr}(\text{OH})_4]^-$	$\text{Cr}^{3+} + 4\text{OH}^- \rightleftharpoons [\text{Cr}(\text{OH})_4]^-$	8.0×10^{29}
Halide Complexes	$[\text{HgCl}_4]^{2-}$	$\text{Hg}^{2+} + 4\text{Cl}^- \rightleftharpoons [\text{HgCl}_4]^{2-}$	1.2×10^{15}
	$[\text{CdI}_4]^{2-}$	$\text{Cd}^{2+} + 4\text{I}^- \rightleftharpoons [\text{CdI}_4]^{2-}$	2.6×10^5
	$[\text{AlF}_6]^{3-}$	$\text{Al}^{3+} + 6\text{F}^- \rightleftharpoons [\text{AlF}_6]^{3-}$	6.9×10^{19}
Other Complexes	$[\text{Ag}(\text{S}_2\text{O}_3)_2]^{3-}$	$\text{Ag}^+ + 2\text{S}_2\text{O}_3^{2-} \rightleftharpoons [\text{Ag}(\text{S}_2\text{O}_3)_2]^{3-}$	2.9×10^{13}
	$[\text{Fe}(\text{C}_2\text{O}_4)_3]^{3-}$	$\text{Fe}^{3+} + 3\text{C}_2\text{O}_4^{2-} \rightleftharpoons [\text{Fe}(\text{C}_2\text{O}_4)_3]^{3-}$	2.0×10^{20}

*Reported values are overall formation constants. Source: Data from Lange's Handbook of Chemistry, 15th ed. (1999).

✓ Example 4.4.1

If 12.5 g of $\text{Cu}(\text{NO}_3)_2 \cdot 6\text{H}_2\text{O}$ is added to 500 mL of 1.00 M aqueous ammonia, what is the equilibrium concentration of $\text{Cu}^{2+}(\text{aq})$?

Given: mass of Cu^{2+} salt and volume and concentration of ammonia solution

Asked for: equilibrium concentration of $\text{Cu}^{2+}(\text{aq})$

Strategy:

- Calculate the initial concentration of Cu^{2+} due to the addition of copper(II) nitrate hexahydrate. Use the stoichiometry of the reaction shown in Equation 4.4.5 to construct a table showing the initial concentrations, the changes in concentrations, and the final concentrations of all species in solution.
- Substitute the final concentrations into the expression for the formation constant (Equation 4.4.6) to calculate the equilibrium concentration of $\text{Cu}^{2+}(\text{aq})$.

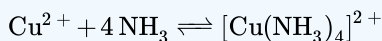
Solution

Adding an ionic compound that contains Cu^{2+} to an aqueous ammonia solution will result in the formation of $[\text{Cu}(\text{NH}_3)_4]^{2+}(\text{aq})$, as shown in Equation 4.4.5. We assume that the volume change caused by adding solid copper(II) nitrate to aqueous ammonia is negligible.

A The initial concentration of Cu^{2+} from the amount of added copper nitrate prior to any reaction is as follows:

$$12.5 \text{ g } \text{Cu}(\text{NO}_3)_2 \cdot 6\text{H}_2\text{O} \left(\frac{1 \text{ mol}}{295.65 \text{ g}} \right) \left(\frac{1}{500 \text{ mL}} \right) \left(\frac{1000 \text{ mL}}{1 \text{ L}} \right) = 0.0846 \text{ M} \quad (4.4.7)$$

Because the stoichiometry of the reaction is four NH_3 to one Cu^{2+} , the amount of NH_3 required to react completely with the Cu^{2+} is $4(0.0846) = 0.338 \text{ M}$. The concentration of ammonia after complete reaction is $1.00 \text{ M} - 0.338 \text{ M} = 0.66 \text{ M}$. These results are summarized in the first two lines of the following table. Because the equilibrium constant for the reaction is large (2.1×10^{13}), the equilibrium will lie far to the right. Thus we will assume that the formation of $[\text{Cu}(\text{NH}_3)_4]^{2+}$ in the first step is complete and allow some of it to dissociate into Cu^{2+} and NH_3 until equilibrium has been reached. If we define x as the amount of Cu^{2+} produced by the dissociation reaction, then the stoichiometry of the reaction tells us that the change in the concentration of $[\text{Cu}(\text{NH}_3)_4]^{2+}$ is $-x$, and the change in the concentration of ammonia is $+4x$, as indicated in the table. The final concentrations of all species (in the bottom row of the table) are the sums of the concentrations after complete reaction and the changes in concentrations.



	$[\text{Cu}^{2+}]$	$[\text{NH}_3]$	$[[\text{Cu}(\text{NH}_3)_4]^{2+}]$
initial	0.0846	1.00	0
after complete reaction	0	0.66	0.0846
change	$+x$	$+4x$	$-x$
final	x	$0.66 + 4x$	$0.0846 - x$

B Substituting the final concentrations into the expression for the formation constant (Equation 4.4.6) and assuming that $x \ll 0.0846$, which allows us to remove x from the sum and difference,

$$K_f = \frac{[[\text{Cu}(\text{NH}_3)_4]^{2+}]}{[\text{Cu}^{2+}][\text{NH}_3]^4} = \frac{0.0846 - x}{x(0.66 + 4x)^4} \approx \frac{0.0846}{x(0.66)^4} = 2.1 \times 10^{13}$$

$$x = 2.1 \times 10^{-14}$$

The value of x indicates that our assumption was justified. The equilibrium concentration of $\text{Cu}^{2+}(\text{aq})$ in a 1.00 M ammonia solution is therefore $2.1 \times 10^{-14} \text{ M}$.

? Exercise 4.4.1

The ferrocyanide ion $[\text{Fe}(\text{CN})_6]^{4-}$ is very stable, with a K_f of 1×10^{35} . Calculate the concentration of cyanide ion in equilibrium with a 0.65 M solution of $\text{K}_4[\text{Fe}(\text{CN})_6]$.

Answer

$$2 \times 10^{-6} \text{ M}$$

The Effect of the Formation of Complex Ions on Solubility

What happens to the solubility of a sparingly soluble salt if a ligand that forms a stable complex ion is added to the solution? One such example occurs in conventional black-and-white photography. Recall that black-and-white photographic film contains light-sensitive microcrystals of AgBr , or mixtures of AgBr and other silver halides. AgBr is a sparingly soluble salt, with a K_{sp} of 5.35×10^{-13} at 25°C . When the shutter of the camera opens, the light from the object being photographed strikes some of the crystals on the film and initiates a photochemical reaction that converts AgBr to black Ag metal. Well-formed, stable negative images appear in tones of gray, corresponding to the number of grains of AgBr converted, with the areas exposed to the most light being darkest. To fix the image and prevent more AgBr crystals from being converted to Ag metal during processing of the film, the unreacted AgBr on the film is removed using a complexation reaction to dissolve the sparingly soluble salt.

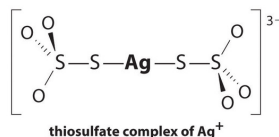
The reaction for the dissolution of silver bromide is as follows:



with

$$K_{sp} = 5.35 \times 10^{-13} \text{ at } 25^\circ\text{C} \quad (4.4.9)$$

The equilibrium lies far to the left, and the equilibrium concentrations of Ag^+ and Br^- ions are very low ($7.31 \times 10^{-7} \text{ M}$). As a result, removing unreacted AgBr from even a single roll of film using pure water would require tens of thousands of liters of water and a great deal of time. Le Chatelier's principle tells us, however, that we can drive the reaction to the right by removing one of the products, which will cause more AgBr to dissolve. Bromide ion is difficult to remove chemically, but silver ion forms a variety of stable two-coordinate complexes with neutral ligands, such as ammonia, or with anionic ligands, such as cyanide or thiosulfate ($\text{S}_2\text{O}_3^{2-}$). In photographic processing, excess AgBr is dissolved using a concentrated solution of sodium thiosulfate.



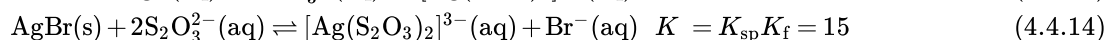
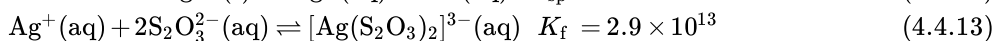
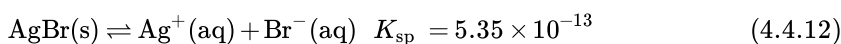
The reaction of Ag^+ with thiosulfate is as follows:



with

$$K_f = 2.9 \times 10^{13} \quad (4.4.11)$$

The magnitude of the equilibrium constant indicates that almost all Ag^+ ions in solution will be immediately complexed by thiosulfate to form $[\text{Ag}(\text{S}_2\text{O}_3)_2]^{3-}$. We can see the effect of thiosulfate on the solubility of AgBr by writing the appropriate reactions and adding them together:



Comparing K with K_{sp} shows that the formation of the complex ion increases the solubility of AgBr by approximately 3×10^{13} . The dramatic increase in solubility combined with the low cost and the low toxicity explains why sodium thiosulfate is almost universally used for developing black-and-white film. If desired, the silver can be recovered from the thiosulfate solution using any of several methods and recycled.

If a complex ion has a large K_f , the formation of a complex ion can dramatically increase the solubility of sparingly soluble salts.

✓ Example 4.4.2

Due to the common ion effect, we might expect a salt such as AgCl to be much less soluble in a concentrated solution of KCl than in water. Such an assumption would be incorrect, however, because it ignores the fact that silver ion tends to form a two-coordinate complex with chloride ions (AgCl_2^-). Calculate the solubility of AgCl in each situation:

- in pure water
- in 1.0 M KCl solution, ignoring the formation of any complex ions
- the same solution as in part (b) except taking the formation of complex ions into account, assuming that AgCl_2^- is the only Ag^+ complex that forms in significant concentrations

At 25°C , $K_{\text{sp}} = 1.77 \times 10^{-10}$ for AgCl and $K_f = 1.1 \times 10^5$ for AgCl_2^- .

Given: K_{sp} of AgCl , K_f of AgCl_2^- , and KCl concentration

Asked for: solubility of AgCl in water and in KCl solution with and without the formation of complex ions

Strategy:

- Write the solubility product expression for AgCl and calculate the concentration of Ag^+ and Cl^- in water.
- Calculate the concentration of Ag^+ in the KCl solution.
- Write balanced chemical equations for the dissolution of AgCl and for the formation of the AgCl_2^- complex. Add the two equations and calculate the equilibrium constant for the overall equilibrium.
- Write the equilibrium constant expression for the overall reaction. Solve for the concentration of the complex ion.

Solution

- a. **A** If we let x equal the solubility of AgCl, then at equilibrium $[Ag^+] = [Cl^-] = x$ M. Substituting this value into the solubility product expression,

$$K_{sp} = [Ag^+][Cl^-] = (x)(x) = x^2 = 1.77 \times 10^{-10}$$

$$x = 1.33 \times 10^{-5}$$

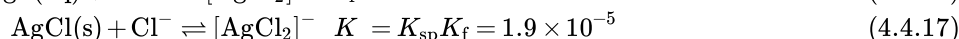
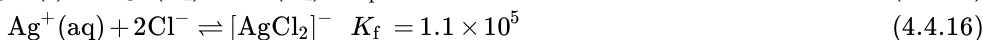
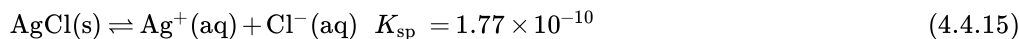
Thus the solubility of AgCl in pure water at 25°C is 1.33×10^{-5} M.

- b. **B** If x equals the solubility of AgCl in the KCl solution, then at equilibrium $[Ag^+] = x$ M and $[Cl^-] = (1.0 + x)$ M. Substituting these values into the solubility product expression and assuming that $x \ll 1.0$,

$$K_{sp} = [Ag^+][Cl^-] = (x)(1.0 + x) \approx x(1.0) = 1.77 \times 10^{-10} = x$$

If the common ion effect were the only important factor, we would predict that AgCl is approximately five orders of magnitude less soluble in a 1.0 M KCl solution than in water.

- c. **C** To account for the effects of the formation of complex ions, we must first write the equilibrium equations for both the dissolution and the formation of complex ions. Adding the equations corresponding to K_{sp} and K_f gives us an equation that describes the dissolution of AgCl in a KCl solution. The equilibrium constant for the reaction is therefore the product of K_{sp} and K_f :



- D** If we let x equal the solubility of AgCl in the KCl solution, then at equilibrium $[AgCl_2^-] = x$ and $[Cl^-] = 1.0 - x$. Substituting these quantities into the equilibrium constant expression for the net reaction and assuming that $x \ll 1.0$,

$$K = \frac{[AgCl_2^-]}{[Cl^-]} = \frac{x}{1.0 - x} \approx 1.9 \times 10^{-5} = x$$

That is, AgCl dissolves in 1.0 M KCl to produce a 1.9×10^{-5} M solution of the $AgCl_2^-$ complex ion. Thus we predict that AgCl has approximately the same solubility in a 1.0 M KCl solution as it does in pure water, which is 10^5 times greater than that predicted based on the common ion effect. (In fact, the measured solubility of AgCl in 1.0 M KCl is almost a factor of 10 greater than that in pure water, largely due to the formation of other chloride-containing complexes.)

? Exercise 4.4.2

Calculate the solubility of mercury(II) iodide (HgI_2) in each situation:

- pure water
- a 3.0 M solution of NaI, assuming $[HgI_4]^{2-}$ is the only Hg-containing species present in significant amounts

$$K_{sp} = 2.9 \times 10^{-29} \text{ for } HgI_2 \text{ and } K_f = 6.8 \times 10^{29} \text{ for } [HgI_4]^{2-}.$$

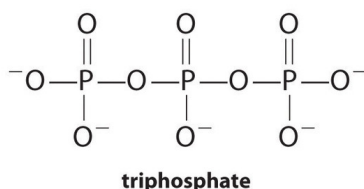
Answer a

$$1.9 \times 10^{-10} \text{ M}$$

Answer a

$$1.4 \text{ M}$$

Complexing agents, molecules or ions that increase the solubility of metal salts by forming soluble metal complexes, are common components of laundry detergents. Long-chain carboxylic acids, the major components of soaps, form insoluble salts with Ca^{2+} and Mg^{2+} , which are present in high concentrations in “hard” water. The precipitation of these salts produces a bathtub ring and gives a gray tinge to clothing. Adding a complexing agent such as pyrophosphate ($O_3POPO_3^{4-}$, or $P_2O_7^{4-}$) or triphosphate ($P_3O_{10}^{5-}$) to detergents prevents the magnesium and calcium salts from precipitating because the equilibrium constant for complex-ion formation is large:



with

$$K_f = 4 \times 10^4 \quad (4.4.19)$$

However, phosphates can cause environmental damage by promoting eutrophication, the growth of excessive amounts of algae in a body of water, which can eventually lead to large decreases in levels of dissolved oxygen that kill fish and other aquatic organisms. Consequently, many states in the United States have banned the use of phosphate-containing detergents, and France has banned their use beginning in 2007. “Phosphate-free” detergents contain different kinds of complexing agents, such as derivatives of acetic acid or other carboxylic acids. The development of phosphate substitutes is an area of intense research.

Commercial water softeners also use a complexing agent to treat hard water by passing the water over ion-exchange resins, which are complex sodium salts. When water flows over the resin, sodium ion is dissolved, and insoluble salts precipitate onto the resin surface. Water treated in this way has a saltier taste due to the presence of Na^+ , but it contains fewer dissolved minerals.

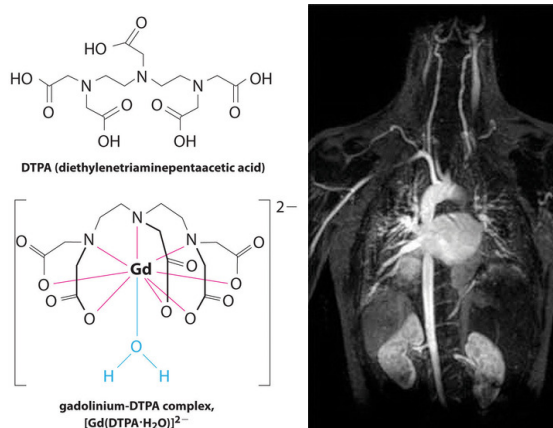


Figure 4.4.2: An MRI Image of the Heart, Arteries, and Veins. When a patient is injected with a paramagnetic metal cation in the form of a stable complex known as an MRI contrast agent, the magnetic properties of water in cells are altered. Because the different environments in different types of cells respond differently, a physician can obtain detailed images of soft tissues.

Another application of complexing agents is found in medicine. Unlike x-rays, magnetic resonance imaging (MRI) can give relatively good images of soft tissues such as internal organs. MRI is based on the magnetic properties of the ^1H nucleus of hydrogen atoms in water, which is a major component of soft tissues. Because the properties of water do not depend very much on whether it is inside a cell or in the blood, it is hard to get detailed images of these tissues that have good contrast. To solve this problem, scientists have developed a class of metal complexes known as “MRI contrast agents.” Injecting an MRI contrast agent into a patient selectively affects the magnetic properties of water in cells of normal tissues, in tumors, or in blood vessels and allows doctors to “see” each of these separately (Figure 4.4.2). One of the most important metal ions for this application is Gd^{3+} , which with seven unpaired electrons is highly paramagnetic. Because $\text{Gd}^{3+}(\text{aq})$ is quite toxic, it must be administered as a very stable complex that does not dissociate in the body and can be excreted intact by the kidneys. The complexing agents used for gadolinium are ligands such as DTPA^{5-} (diethylene triamine pentaacetic acid), whose fully protonated form is shown here.

Summary

The formation of complex ions can substantially increase the solubility of sparingly soluble salts if the complex ion has a large K_f . A complex ion is a species formed between a central metal ion and one or more surrounding ligands, molecules or ions that contain at least one lone pair of electrons. Small, highly charged metal ions have the greatest tendency to act as Lewis acids and form

complex ions. The equilibrium constant for the formation of the complex ion is the formation constant (K_f). The formation of a complex ion by adding a complexing agent increases the solubility of a compound.

4.4: Complex Ion Equilibria is shared under a [CC BY-NC-SA 4.0](#) license and was authored, remixed, and/or curated by LibreTexts.

Detailed Licensing

Overview

Title: [TEN2A-Acids](#)

Webpages: 30

Applicable Restrictions: Noncommercial

All licenses found:

- [Undeclared](#): 50% (15 pages)
- [CC BY-NC-SA 4.0](#): 50% (15 pages)

By Page

- [TEN2A-Acids](#) - *Undeclared*
 - [Front Matter](#) - *Undeclared*
 - [TitlePage](#) - *Undeclared*
 - [InfoPage](#) - *Undeclared*
 - [Table of Contents](#) - *Undeclared*
 - [Licensing](#) - *Undeclared*
 - [1: Acid Equilibrium](#) - *Undeclared*
 - [1.1: The Nature of Acids and Bases](#) - *CC BY-NC-SA 4.0*
 - [1.2: Definitions of Acids and Bases](#) - *CC BY-NC-SA 4.0*
 - [1.3: Acid Strength and the Acid Dissociation Constant \(K_a\)](#) - *CC BY-NC-SA 4.0*
 - [1.4: Polyprotic Acids](#) - *CC BY-NC-SA 4.0*
 - [1.5: Acid Strength and Molecular Structure](#) - *CC BY-NC-SA 4.0*
 - [2: Acidic Mixtures](#) - *Undeclared*
 - [2.1: Autoionization of Water and pH](#) - *CC BY-NC-SA 4.0*
 - [2.2: Finding the \[H₃O⁺\] and pH of Strong and Weak Acid Solutions](#) - *CC BY-NC-SA 4.0*
 - [2.3: The Acid-Base Properties of Ions and Salts](#) - *CC BY-NC-SA 4.0*
 - [3: Buffers](#) - *Undeclared*
 - [3.1: Buffers- Solutions That Resist pH Change](#) - *CC BY-NC-SA 4.0*
 - [3.2: Buffer Effectiveness- Buffer Capacity and Buffer Range](#) - *CC BY-NC-SA 4.0*
 - [3.3: Titrations and pH Curves](#) - *CC BY-NC-SA 4.0*
 - [4: Related Equilibrium](#) - *Undeclared*
 - [4.1: Solubility Equilibria and the Solubility Product Constant](#) - *CC BY-NC-SA 4.0*
 - [4.2: Precipitation](#) - *CC BY-NC-SA 4.0*
 - [4.3: Lewis Acids and Bases](#) - *CC BY-NC-SA 4.0*
 - [4.4: Complex Ion Equilibria](#) - *CC BY-NC-SA 4.0*
 - [Back Matter](#) - *Undeclared*
 - [Index](#) - *Undeclared*
 - [Glossary](#) - *Undeclared*
 - [Detailed Licensing](#) - *Undeclared*
 - [Detailed Licensing](#) - *Undeclared*

Detailed Licensing

Overview

Title: [TEN2A-Acids](#)

Webpages: 30

Applicable Restrictions: Noncommercial

All licenses found:

- [Undeclared](#): 50% (15 pages)
- [CC BY-NC-SA 4.0](#): 50% (15 pages)

By Page

- [TEN2A-Acids](#) - *Undeclared*
 - [Front Matter](#) - *Undeclared*
 - [TitlePage](#) - *Undeclared*
 - [InfoPage](#) - *Undeclared*
 - [Table of Contents](#) - *Undeclared*
 - [Licensing](#) - *Undeclared*
 - [1: Acid Equilibrium](#) - *Undeclared*
 - [1.1: The Nature of Acids and Bases](#) - *CC BY-NC-SA 4.0*
 - [1.2: Definitions of Acids and Bases](#) - *CC BY-NC-SA 4.0*
 - [1.3: Acid Strength and the Acid Dissociation Constant \(K_a\)](#) - *CC BY-NC-SA 4.0*
 - [1.4: Polyprotic Acids](#) - *CC BY-NC-SA 4.0*
 - [1.5: Acid Strength and Molecular Structure](#) - *CC BY-NC-SA 4.0*
 - [2: Acidic Mixtures](#) - *Undeclared*
 - [2.1: Autoionization of Water and pH](#) - *CC BY-NC-SA 4.0*
 - [2.2: Finding the \[H₃O⁺\] and pH of Strong and Weak Acid Solutions](#) - *CC BY-NC-SA 4.0*
 - [2.3: The Acid-Base Properties of Ions and Salts](#) - *CC BY-NC-SA 4.0*
 - [3: Buffers](#) - *Undeclared*
 - [3.1: Buffers- Solutions That Resist pH Change](#) - *CC BY-NC-SA 4.0*
 - [3.2: Buffer Effectiveness- Buffer Capacity and Buffer Range](#) - *CC BY-NC-SA 4.0*
 - [3.3: Titrations and pH Curves](#) - *CC BY-NC-SA 4.0*
 - [4: Related Equilibrium](#) - *Undeclared*
 - [4.1: Solubility Equilibria and the Solubility Product Constant](#) - *CC BY-NC-SA 4.0*
 - [4.2: Precipitation](#) - *CC BY-NC-SA 4.0*
 - [4.3: Lewis Acids and Bases](#) - *CC BY-NC-SA 4.0*
 - [4.4: Complex Ion Equilibria](#) - *CC BY-NC-SA 4.0*
 - [Back Matter](#) - *Undeclared*
 - [Index](#) - *Undeclared*
 - [Glossary](#) - *Undeclared*
 - [Detailed Licensing](#) - *Undeclared*
 - [Detailed Licensing](#) - *Undeclared*