

# LINEAR ALGEBRA



*David Cherney, Tom Denton, & Andrew  
Waldron*  
University of California, Davis

University of California, Davis  
Linear Algebra

David Cherney, Tom Denton, & Andrew Waldron

This text is disseminated via the Open Education Resource (OER) LibreTexts Project (<https://LibreTexts.org>) and like the thousands of other texts available within this powerful platform, it is freely available for reading, printing, and "consuming."

The LibreTexts mission is to bring together students, faculty, and scholars in a collaborative effort to provide an accessible, and comprehensive platform that empowers our community to develop, curate, adapt, and adopt openly licensed resources and technologies; through these efforts we can reduce the financial burden born from traditional educational resource costs, ensuring education is more accessible for students and communities worldwide.

Most, but not all, pages in the library have licenses that may allow individuals to make changes, save, and print this book. Carefully consult the applicable license(s) before pursuing such effects. Instructors can adopt existing LibreTexts texts or Remix them to quickly build course-specific resources to meet the needs of their students. Unlike traditional textbooks, LibreTexts' web based origins allow powerful integration of advanced features and new technologies to support learning.



LibreTexts is the adaptable, user-friendly non-profit open education resource platform that educators trust for creating, customizing, and sharing accessible, interactive textbooks, adaptive homework, and ancillary materials. We collaborate with individuals and organizations to champion open education initiatives, support institutional publishing programs, drive curriculum development projects, and more.

The LibreTexts libraries are Powered by [NICE CXone Expert](#) and was supported by the Department of Education Open Textbook Pilot Project, the California Education Learning Lab, the UC Davis Office of the Provost, the UC Davis Library, the California State University Affordable Learning Solutions Program, and Merlot. This material is based upon work supported by the National Science Foundation under Grant No. 1246120, 1525057, and 1413739.

Any opinions, findings, and conclusions or recommendations expressed in this material are those of the author(s) and do not necessarily reflect the views of the National Science Foundation nor the US Department of Education.

Have questions or comments? For information about adoptions or adaptations contact [info@LibreTexts.org](mailto:info@LibreTexts.org) or visit our main website at <https://LibreTexts.org>.

This text was compiled on 04/25/2026

# TABLE OF CONTENTS

## Licensing

### 1: What is Linear Algebra?

- 1.1: What Are Vectors?
- 1.2: What Are Linear Functions?
- 1.3: What is a Matrix?
- 1.4: Review Problems

### 2: Systems of Linear Equations

- 2.1: Gaussian Elimination
- 2.2: Review Problems
- 2.3: Elementary Row Operations
- 2.4: Review Problems
- 2.5: Solution Sets for Systems of Linear Equations
- 2.6: Review Problems

### 3: The Simplex Method

- 3.1: Pablo's Problem
- 3.2: Graphical Solutions
- 3.3: Dantzig's Algorithm
- 3.4: Pablo Meets Dantzig
- 3.5: Review Problems

### 4: Vectors in Space, n-Vectors

- 4.1: Addition and Scalar Multiplication in  $\mathbb{R}^n$
- 4.2: Hyperplanes
- 4.3: Directions and Magnitudes
- 4.4: Vectors, Lists and Functions-  $\mathbb{R}^{\{S\}}$
- 4.5: Review Problems

### 5: Vector Spaces

- 5.1: Examples of Vector Spaces
- 5.2: Other Fields
- 5.3: Review Problems

### 6: Linear Transformations

- 6.1: The Consequence of Linearity
- 6.2: Linear Functions on Hyperplanes
- 6.3: Linear Differential Operators
- 6.4: Bases (Take 1)
- 6.5: Review Problems

## 7: Matrices

- 7.1: Linear Transformations and Matrices
- 7.2: Review Problems
- 7.3: Properties of Matrices
- 7.4: Review Problems
- 7.5: Inverse Matrix
- 7.6: Review Problems
- 7.7: LU Redux
- 7.8: Review Problems

## 8: Determinants

- 8.1: The Determinant Formula
- 8.2: Elementary Matrices and Determinants
- 8.3: Review Problems
- 8.4: Properties of the Determinant
- 8.5: Review Problems

## 9: Subspaces and Spanning Sets

- 9.1: Subspaces
- 9.2: Building Subspaces
- 9.3: Review Problems

## 10: Linear Independence

- 10.1: Showing Linear Dependence
- 10.2: Showing Linear Independence
- 10.3: From Dependent Independent
- 10.4: Review Problems

## 11: Basis and Dimension

- 11.1: Bases in  $\mathbb{R}^n$
- 11.2: Matrix of a Linear Transformation (Redux)
- 11.3: Review Problems

## 12: Eigenvalues and Eigenvectors

- 12.1: Invariant Directions
- 12.2: The Eigenvalue-Eigenvector Equation
- 12.3: Eigenspaces
- 12.4: Review Problems

## 13: Diagonalization

- 13.1: Diagonalization
- 13.2: Change of Basis
- 13.3: Changing to a Basis of Eigenvectors
- 13.4: Review Problems

## 14: Orthonormal Bases and Complements

- 14.1: Properties of the Standard Basis
- 14.2: Orthogonal and Orthonormal Bases
- 14.3: Relating Orthonormal Bases
- 14.4: Gram-Schmidt and Orthogonal Complements
- 14.5: QR Decomposition
- 14.6: Orthogonal Complements
- 14.7: Review Problems

## 15: Diagonalizing Symmetric Matrices

- 15.1: Review Problems

## 16: Kernel, Range, Nullity, Rank

- 16.1: Summary
- 16.2: Review Problems

## 17: Least Squares and Singular Values

- 17.1: Singular Value Decomposition
- 17.2: Review Problems

## 18: Symbols, Fields, Sample Exams, Online Resources, Movie Scripts

- 18.1: List of Symbols
- 18.2: Fields
- 18.3: Online Resources
- 18.4: Sample First Midterm
- 18.5: Sample Second Midterm
- 18.6: Sample Final Exam
- 18.7: Movie Scripts 1-2
- 18.8: Movie Scripts 3-4
- 18.9: Movie Scripts 5-6
- 18.10: Movie Scripts 7-8
- 18.11: Movie Scripts 9-10
- 18.12: Movie Scripts 11-12
- 18.13: Movie Scripts 13-14
- 18.14: Movie Scripts 15-16

[Index](#)

[Index](#)

[Glossary](#)

[Detailed Licensing](#)

## Licensing

---

A detailed breakdown of this resource's licensing can be found in [Back Matter/Detailed Licensing](#).

## CHAPTER OVERVIEW

### 1: What is Linear Algebra?

Many difficult science problems can be handled using the powerful, yet easy to use, mathematics of linear algebra. Unfortunately, because the subject (at least for those learning it) requires seemingly arcane and tedious computations involving large arrays of numbers known as matrices, the key concepts and the wide applicability of linear algebra are easily missed. Therefore, before we equip you with matrix skills, let us give some hints about what linear algebra is. The takeaway message is

*Linear algebra is the study of vectors and linear transformations.*

In broad terms, vectors are things you can add and linear transformations are very special functions of vectors that respect vector addition. To understand this a little better, let's try some examples. Please be prepared to change the way you think about some familiar mathematical objects and keep a pencil and piece of paper handy!

[1.1: What Are Vectors?](#)

[1.2: What Are Linear Functions?](#)

[1.3: What is a Matrix?](#)

[1.4: Review Problems](#)

#### 1.1: Contributor

- [David Cherney](#), [Tom Denton](#), and [Andrew Waldron](#) (UC Davis)
- Thumbnail: In three-dimensional Euclidean space, these three planes represent solutions of linear equations, and their intersection represents the set of common solutions: in this case, a unique point. The blue line is the common solution to two of these equations. (CC BY-SA 3.0; Alksentrs via Wikipedia)

---

This page titled [1: What is Linear Algebra?](#) is shared under a [not declared](#) license and was authored, remixed, and/or curated by [David Cherney](#), [Tom Denton](#), & [Andrew Waldron](#).

## 1.1: What Are Vectors?

Here are some examples of things that can be added:

### ✓ Example 1.1.1: Vector Addition

a. Numbers: If  $x$  and  $y$  are numbers, then so is  $x + y$ .

b. 3-vectors: 
$$\begin{pmatrix} 1 \\ 1 \\ 0 \end{pmatrix} + \begin{pmatrix} 0 \\ 1 \\ 1 \end{pmatrix} = \begin{pmatrix} 1 \\ 2 \\ 1 \end{pmatrix}.$$

c. Polynomials: If  $p(x) = 1 + x - 2x^2 + 3x^3$  and  $q(x) = x + 3x^2 - 3x^3 + x^4$ , then their sum  $p(x) + q(x)$  is the new polynomial  $1 + 2x + x^2 + x^4$ .

d. Power series: If  $f(x) = 1 + x + \frac{1}{2!}x^2 + \frac{1}{3!}x^3 + \dots$  and  $g(x) = 1 - x + \frac{1}{2!}x^2 - \frac{1}{3!}x^3 + \dots$ , then  $f(x) + g(x) = 1 + \frac{1}{2!}x^2 + \frac{1}{4!}x^4 + \dots$  is also a power series.

e. Functions: If  $f(x) = e^x$  and  $g(x) = e^{-x}$ , then their sum  $f(x) + g(x)$  is the new function  $2 \cosh x$ .

Stacks of numbers are not the only things that are vectors, as examples C, D, and E show. Because they "can be added", you should now start thinking of all the above objects as vectors! In [Chapter 5](#) we will give the precise rules that vector addition must obey. In the above examples, however, notice that the vector addition rule stems from the rules for adding numbers.

When adding the same vector over and over, for example

$$x + x, \quad x + x + x, \quad x + x + x + x, \quad \dots, \tag{1.1.1}$$

we will write

$$2x, \quad 3x, \quad 4x, \quad \dots, \tag{1.1.2}$$

respectively. For example,

$$4 \begin{pmatrix} 1 \\ 1 \\ 0 \end{pmatrix} = \begin{pmatrix} 1 \\ 1 \\ 0 \end{pmatrix} + \begin{pmatrix} 1 \\ 1 \\ 0 \end{pmatrix} + \begin{pmatrix} 1 \\ 1 \\ 0 \end{pmatrix} + \begin{pmatrix} 1 \\ 1 \\ 0 \end{pmatrix} = \begin{pmatrix} 4 \\ 4 \\ 0 \end{pmatrix}. \tag{1.1.3}$$

Defining  $4x = x + x + x + x$  is fine for integer multiples, but does not help us make sense of  $\frac{1}{3}x$ . For the different types of vectors above, you can probably guess how to multiply a vector by a scalar, for example:

$$\frac{1}{3} \begin{pmatrix} 1 \\ 1 \\ 0 \end{pmatrix} = \begin{pmatrix} \frac{1}{3} \\ \frac{1}{3} \\ 0 \end{pmatrix}. \tag{1.1.4}$$

In any given problem that you are planning to describe using vectors, you need to decide on a way to add and scalar multiply vectors.

In summary:

**|** *Vectors are things you can add and scalar multiply.*

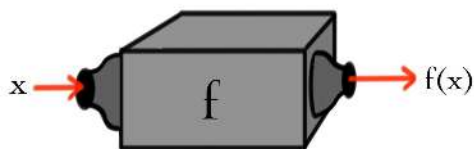
### 1.1.1: Contributor

- [David Cherney](#), [Tom Denton](#), and [Andrew Waldron](#) (UC Davis)

This page titled [1.1: What Are Vectors?](#) is shared under a [not declared](#) license and was authored, remixed, and/or curated by [David Cherney](#), [Tom Denton](#), & [Andrew Waldron](#).

## 1.2: What Are Linear Functions?

In calculus classes, the main subject of investigation was functions and their rates of change. In linear algebra, functions will again be focus of your attention, but now functions of a very special type. In calculus, you probably encountered functions  $f(x)$ , but were perhaps encouraged to think of this a machine "f", whose input is some real number  $x$ . For each input  $x$  this machine outputs a single real number  $f(x)$ .

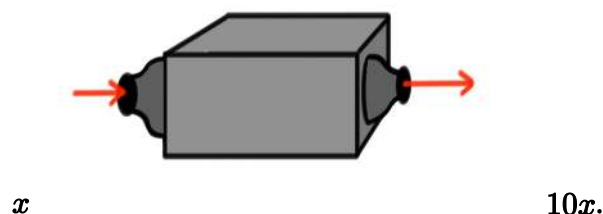


In linear algebra, the functions we study will take vectors, of some type, as both inputs and outputs. We just saw that vectors were objects that could be added or scalar multiplied---a very general notion---so the functions we are going to study will look novel at first. So things don't get too abstract, here are five questions that can be rephrased in terms of functions of vectors:

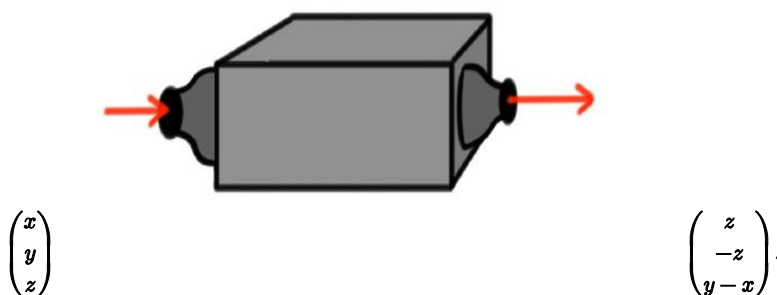
### ✓ Example 1.2.1: Functions of Vectors in Disguise

- What number  $x$  solves  $10x = 3$ ?
- What vector  $u$  from 3-space satisfies the cross product equation  $\begin{pmatrix} 1 \\ 1 \\ 0 \end{pmatrix} \times u = \begin{pmatrix} 0 \\ 1 \\ 1 \end{pmatrix}$ ?
- What polynomial  $p$  satisfies  $\int_{-1}^1 p(y) dy = 0$  and  $\int_{-1}^1 yp(y) dy = 1$ ?
- What power series  $f(x)$  satisfies  $x \frac{d}{dx} f(x) - 2f(x) = 0$ ?
- What number  $x$  solves  $4x^2 = 1$ ?

For part (a), the machine needed would look like the picture below.



This is just like a function  $f(x)$  from calculus that takes in a number  $x$  and spits out the number  $f(x) = 10x$ . For part~(???) , we need something more sophisticated.



The inputs and outputs are both 3-vectors. You are probably getting the gist by now, but here is the machine needed for part~(???) :



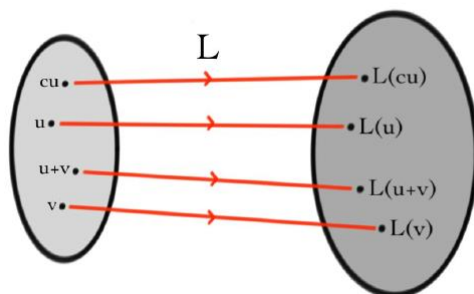
$p$

$$\begin{pmatrix} \int_{-1}^1 p(y) dy \\ \int_{-1}^1 yp(y) dy \end{pmatrix}.$$

Here we input a polynomial and get a 2-vector as output!

By now you may be feeling overwhelmed and thinking that absolutely any function with any kind of vector as input and any other kind of vector as output can pop up next to strain your brain! Rest assured that linear algebra involves the study of only a very simple (yet very important) class of functions of vectors; its time to describe the essential characteristics of linear functions.

Let's use the letter  $L$  for these functions and think again about vector addition and scalar multiplication. Lets suppose  $v$  and  $u$  are vectors and  $c$  is a number. Then we already know that  $u + v$  and  $cu$  are also vectors. Since  $L$  is a function of vectors, if we input  $u$  into  $L$ , the output  $L(u)$  will also be some sort of vector. The same goes for  $L(v)$ ,  $L(u + v)$  and  $L(cu)$ . Moreover, we can now also think about adding  $L(u)$  and  $L(v)$  to get yet another vector  $L(u) + L(v)$  or of multiplying  $L(u)$  by  $c$  to obtain the vector  $cL(u)$ . Perhaps a picture of all this helps:



The ``blob" on the left represents all the vectors that you are allowed to input into the function  $L$ , and the blob on the right denotes the corresponding outputs. Hopefully you noticed that there are two vectors apparently  $\{it\ not\ shown\}$  on the blob of outputs:

$$L(u) + L(v) \ \& \ cL(u). \tag{1.2.1}$$

You might already be able to guess the values we would like these to take. If not, here's the answer, it's the key equation of the whole class, from which everything else  $\{hypertarget\{twopart\}\}$  follows:

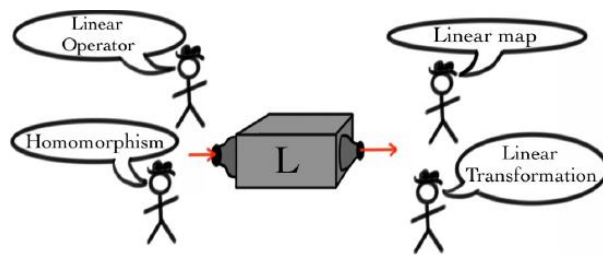
### 1.2.1: 1. Additivity:

$$L(u + v) = L(u) + L(v). \tag{1.2.2}$$

### 1.2.2: 2. Homogeneity:

$$L(cu) = cL(u). \tag{1.2.3}$$

Most functions of vectors do not obey this requirement; linear algebra is the study of those that do. Notice that the additivity requirement says that the function  $L$  respects vector addition: *it does not matter if you first add  $u$  and  $v$  and then input their sum into  $L$ , or first input  $u$  and  $v$  into  $L$  separately and then add the outputs.* The same holds for scalar multiplication--try writing out the scalar multiplication version of the italicized sentence. When a function of vectors obeys the additivity and homogeneity properties we say that it is *linear* (this is the "linear" of linear algebra). Together, additivity and homogeneity are called *linearity*. Other, equivalent, names for linear functions are:



### Function = Transformation = Operator

The questions in cases (a) - (d) of our example can all be restated as a single equation:

$$Lv = w \quad (1.2.4)$$

where  $v$  is an unknown and  $w$  a known vector, and  $L$  is a linear transformation. To check that this is true, one needs to know the rules for adding vectors (both inputs and outputs) and then check linearity of  $L$ . Solving the equation  $Lv = w$  often amounts to solving systems of linear equations, the skill you will learn in [Chapter 2](#).

A great example is the derivative operator:

#### ✓ Example 1.2.2: The derivative operator is linear

For any two functions  $f(x)$ ,  $g(x)$  and any number  $c$ , in calculus you probably learnt that the derivative operator satisfies

1.  $\frac{d}{dx}(cf) = c\frac{d}{dx}f$ ,
2.  $\frac{d}{dx}(f+g) = \frac{d}{dx}f + \frac{d}{dx}g$ .

If we view functions as vectors with addition given by addition of functions and scalar multiplication just multiplication of functions by a constant, then these familiar properties of derivatives are just the linearity property of linear maps.

Before introducing matrices, notice that for linear maps  $L$  we will often write simply  $Lu$  instead of  $L(u)$ . This is because the linearity property of a linear transformation  $L$  means that  $L(u)$  can be thought of as multiplying the vector  $u$  by the linear operator  $L$ . For example, the linearity of  $L$  implies that if  $u, v$  are vectors and  $c, d$  are numbers, then

$$L(cu + dv) = cLu + dLv, \quad (1.2.5)$$

which feels a lot like the regular rules of algebra for numbers. Notice though, that " $uL$ " makes no sense here.

**Remark** A sum of multiples of vectors  $cu + dv$  is called a *linear combination* of  $u$  and  $v$ .

### 1.2.3: Contributor

- [David Cherney](#), [Tom Denton](#), and [Andrew Waldron](#) (UC Davis)

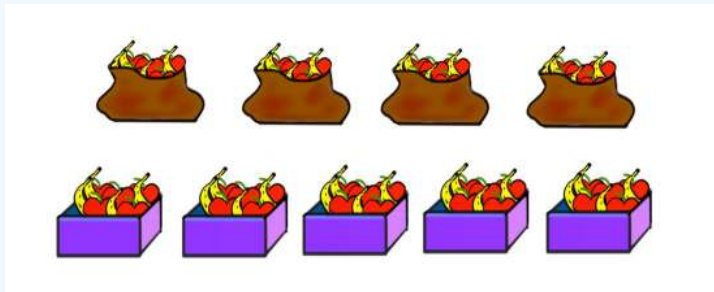
This page titled [1.2: What Are Linear Functions?](#) is shared under a [not declared](#) license and was authored, remixed, and/or curated by [David Cherney, Tom Denton, & Andrew Waldron](#).

## 1.3: What is a Matrix?

Matrices are linear functions of a certain kind. One way to learn about them is by studying *systems of linear equations*.

### ✓ Example 1.3.1:

A room contains  $x$  bags and  $y$  boxes of fruit:



Each bag contains 2 apples and 4 bananas and each box contains 6 apples and 8 bananas. There are 20 apples and 28 bananas in the room. Find  $x$  and  $y$ .

The values are the numbers  $x$  and  $y$  that simultaneously make both of the following equations true:

$$\begin{aligned} 2x + 6y &= 20 \\ 4x + 8y &= 28. \end{aligned}$$

Here we have an example of a *System of Linear Equations*. It's a collection of equations in which variables are multiplied by constants and summed, and no variables are multiplied together: There are no powers of variables greater than one (like  $x^2$  or  $b^5$ ), non-integer or negative powers of variables (like  $y^{-1/2}$  or  $a^\pi$ ), and no places where variables are multiplied together (like  $ab$  or  $xy$ ).

Information about the fruity contents of the room can be stored two ways:

- i. In terms of the number of apples and bananas.
- ii. In terms of the number of bags and boxes.

Intuitively, knowing the information in one form allows you to figure out the information in the other form.

Going from (ii) to (i) is easy:

If you knew there were 3 bags and 2 boxes it would be easy to calculate the number of apples and bananas, and doing so would have the feel of multiplication (containers times fruit per container). In the example above we are required to go the other direction, from (i) to (ii). This feels like the opposite of multiplication, *i.e.*, division. Matrix notation will make clear what we are "dividing" by.

The goal of [Chapter 2](#) is to efficiently solve systems of linear equations. Partly, this is just a matter of finding a better notation, but one that hints at a deeper underlying mathematical structure. For that, we need rules for adding and scalar multiplying 2-vectors:

$$c \begin{pmatrix} x \\ y \end{pmatrix} := \begin{pmatrix} cx \\ cy \end{pmatrix} \text{ and } \begin{pmatrix} x \\ y \end{pmatrix} + \begin{pmatrix} x' \\ y' \end{pmatrix} := \begin{pmatrix} x + x' \\ y + y' \end{pmatrix}. \quad (1.3.1)$$

Writing our fruity equations as an equality between 2-vectors and then using these rules we have:

$$\left. \begin{aligned} 2x + 6y &= 20 \\ 4x + 8y &= 28 \end{aligned} \right\} \Leftrightarrow \begin{pmatrix} 2x + 6y \\ 4x + 8y \end{pmatrix} = \begin{pmatrix} 20 \\ 28 \end{pmatrix} \Leftrightarrow x \begin{pmatrix} 2 \\ 4 \end{pmatrix} + y \begin{pmatrix} 6 \\ 8 \end{pmatrix} = \begin{pmatrix} 20 \\ 28 \end{pmatrix}. \quad (1.3.2)$$

Now we introduce an operator which takes in 2-vectors and gives out 2-vectors. We denote it by an array of numbers called a *matrix*.

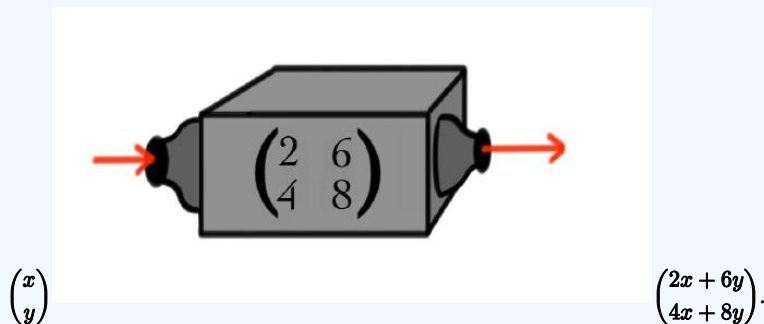
The function  $\begin{pmatrix} 2 & 6 \\ 4 & 8 \end{pmatrix}$  is defined by  $\begin{pmatrix} 2 & 6 \\ 4 & 8 \end{pmatrix} \begin{pmatrix} x \\ y \end{pmatrix} := x \begin{pmatrix} 2 \\ 4 \end{pmatrix} + y \begin{pmatrix} 6 \\ 8 \end{pmatrix}$ .

A similar definition applies to matrices with different numbers and sizes:

✓ Example 1.3.2: A bigger matrix

$$\begin{pmatrix} 1 & 0 & 3 & 4 \\ 5 & 0 & 3 & 4 \\ -1 & 6 & 2 & 5 \end{pmatrix} \begin{pmatrix} x \\ y \\ z \\ w \end{pmatrix} := x \begin{pmatrix} 1 \\ 5 \\ -1 \end{pmatrix} + y \begin{pmatrix} 0 \\ 0 \\ 6 \end{pmatrix} + z \begin{pmatrix} 3 \\ 3 \\ 2 \end{pmatrix} + w \begin{pmatrix} 4 \\ 4 \\ 5 \end{pmatrix}. \quad (1.3.3)$$

Viewed as a machine that inputs and outputs 2-vectors, our  $2 \times 2$  matrix does the following:



Our fruity problem is now rather concise.

✓ Example 1.3.3: This time in purely mathematical language

What vector  $\begin{pmatrix} x \\ y \end{pmatrix}$  satisfies

$$\begin{pmatrix} 2 & 6 \\ 4 & 8 \end{pmatrix} \begin{pmatrix} x \\ y \end{pmatrix} = \begin{pmatrix} 20 \\ 28 \end{pmatrix}?$$

**Solution**

This is of the same  $Lv = w$  form as our opening examples. The matrix encodes fruit per container. The equation is roughly fruit per container times number of containers. To solve for fruit we want to "divide" by the matrix.

Another way to think about the above example is to remember the rule for multiplying a matrix times a vector. If you have forgotten this, you can actually guess a good rule by making sure the matrix equation is the same as the system of linear equations. This would require that

\$\$

$$\begin{pmatrix} 2 & 6 \\ 4 & 8 \end{pmatrix} \quad (1.3.4)$$

$$\begin{pmatrix} x \\ y \end{pmatrix} \quad (1.3.5)$$

:=

$$\begin{pmatrix} 2x + 6y \\ 4x + 8y \end{pmatrix} \quad (1.3.6)$$

\]

Indeed this is an example of the general rule that you have probably seen before

$$\begin{pmatrix} p & q \\ r & s \end{pmatrix} \begin{pmatrix} x \\ y \end{pmatrix} := \begin{pmatrix} px + qy \\ rx + sy \end{pmatrix} = x \begin{pmatrix} p \\ r \end{pmatrix} + y \begin{pmatrix} q \\ s \end{pmatrix}. \quad (1.3.7)$$

Notice, that the second way of writing the output on the right hand side of this equation is very useful because it tells us what all possible outputs a matrix times a vector look like -- they are just sums of the columns of the matrix multiplied by scalars. The set of all possible outputs of a matrix times a vector is called the *column space* (it is also the image of the linear function defined by the matrix).

A matrix is an example of a *Linear Function*, because it takes one vector and turns it into another in a "linear" way. Of course, we can have much larger matrices if our system has more variables.

Matrices are linear functions. The statement of this for the matrix in our fruity example looks like

1.  $\begin{pmatrix} 2 & 6 \\ 4 & 8 \end{pmatrix} c \begin{pmatrix} x \\ y \end{pmatrix} = c \begin{pmatrix} 2 & 6 \\ 4 & 8 \end{pmatrix} \begin{pmatrix} a \\ b \end{pmatrix}$  and
2.  $\begin{pmatrix} 2 & 6 \\ 4 & 8 \end{pmatrix} \left[ \begin{pmatrix} x \\ y \end{pmatrix} + \begin{pmatrix} x' \\ y' \end{pmatrix} \right] = \begin{pmatrix} 2 & 6 \\ 4 & 8 \end{pmatrix} \begin{pmatrix} x \\ y \end{pmatrix} + \begin{pmatrix} 2 & 6 \\ 4 & 8 \end{pmatrix} \begin{pmatrix} x' \\ y' \end{pmatrix}$

These equalities can already be verified using only the rules we introduced so far.

#### ✓ Example 1.3.4:

Verify that  $\begin{pmatrix} 2 & 6 \\ 4 & 8 \end{pmatrix}$  is a linear operator.

**Homogeneity:**

$$\begin{aligned} \begin{pmatrix} 2 & 6 \\ 4 & 8 \end{pmatrix} \left[ c \begin{pmatrix} a \\ b \end{pmatrix} \right] &= \begin{pmatrix} 2 & 6 \\ 4 & 8 \end{pmatrix} \begin{pmatrix} ca \\ cb \end{pmatrix} = ca \begin{pmatrix} 2 \\ 4 \end{pmatrix} + cb \begin{pmatrix} 6 \\ 8 \end{pmatrix} \\ &= \begin{pmatrix} 2ac \\ 4ac \end{pmatrix} + \begin{pmatrix} 6bc \\ 8bc \end{pmatrix} = \underline{\underline{\begin{pmatrix} 2ac + 6bc \\ 4ac + 8bc \end{pmatrix}}}. \end{aligned} \quad (1.3.8)$$

which ought (and does) give the same result as

$$\begin{aligned} c \begin{pmatrix} 2 & 6 \\ 4 & 8 \end{pmatrix} \begin{pmatrix} a \\ b \end{pmatrix} &= c \left[ a \begin{pmatrix} 2 \\ 4 \end{pmatrix} + b \begin{pmatrix} 6 \\ 8 \end{pmatrix} \right] = c \left[ \begin{pmatrix} 2a \\ 4a \end{pmatrix} + \begin{pmatrix} 6b \\ 8b \end{pmatrix} \right] \\ &= c \begin{pmatrix} 2a + 6b \\ 4a + 8b \end{pmatrix} = \underline{\underline{\begin{pmatrix} 2ac + 6bc \\ 4ac + 8bc \end{pmatrix}}}. \end{aligned} \quad (1.3.9)$$

#### 1.3.0.0.1: Additivity:

\$\$

$$\begin{pmatrix} 2 & 6 \\ 4 & 8 \end{pmatrix} \quad (1.3.10)$$

\left[

$$\begin{pmatrix} a \\ b \end{pmatrix} \quad (1.3.11)$$

+

$$\begin{pmatrix} c \\ d \end{pmatrix} \quad (1.3.12)$$

\right]

=

$$\begin{pmatrix} 2 & 6 \\ 4 & 8 \end{pmatrix} \quad (1.3.13)$$

$$\begin{pmatrix} a+c \\ b+d \end{pmatrix} \tag{1.3.14}$$

=  
(a+c)

$$\begin{pmatrix} 2 \\ 4 \end{pmatrix} \tag{1.3.15}$$

+  
(b+d)

$$\begin{pmatrix} 6 \\ 8 \end{pmatrix} \tag{1.3.16}$$

=

$$\begin{pmatrix} 2(a+c) \\ 4(a+c) \end{pmatrix} \tag{1.3.17}$$

+

$$\begin{pmatrix} 6(b+d) \\ 8(b+d) \end{pmatrix} \tag{1.3.18}$$

\]

$$= \begin{pmatrix} 2a+2c+6b+6d \\ 4a+4c+8b+8d \end{pmatrix} \tag{1.3.19}$$

which we need to compare to

$$\begin{aligned} \begin{pmatrix} 2 & 6 \\ 4 & 8 \end{pmatrix} \begin{pmatrix} a \\ b \end{pmatrix} + \begin{pmatrix} 2 & 6 \\ 4 & 8 \end{pmatrix} \begin{pmatrix} c \\ d \end{pmatrix} &= a \begin{pmatrix} 2 \\ 4 \end{pmatrix} + b \begin{pmatrix} 6 \\ 8 \end{pmatrix} + c \begin{pmatrix} 2 \\ 4 \end{pmatrix} + d \begin{pmatrix} 6 \\ 8 \end{pmatrix} \\ &= \begin{pmatrix} 2a \\ 4a \end{pmatrix} + \begin{pmatrix} 6b \\ 8b \end{pmatrix} + \begin{pmatrix} 2c \\ 4c \end{pmatrix} + \begin{pmatrix} 6d \\ 8d \end{pmatrix} = \begin{pmatrix} 2a+2c+6b+6d \\ 4a+4c+8b+8d \end{pmatrix}. \end{aligned} \tag{1.3.20}$$

We have come full circle; matrices are just examples of the kinds of linear operators that appear in algebra problems like those in [section 1.2](#). Any equation of the form  $Mv = w$  with  $M$  a matrix, and  $v, w$   $n$ -vectors is called a *matrix equation*. [Chapter 2](#) is about efficiently solving systems of linear equations, or equivalently matrix equations.

### 1.3.1: Contributor

- [David Cherney](#), [Tom Denton](#), and [Andrew Waldron](#) (UC Davis)

This page titled [1.3: What is a Matrix?](#) is shared under a [not declared](#) license and was authored, remixed, and/or curated by [David Cherney](#), [Tom Denton](#), & [Andrew Waldron](#).

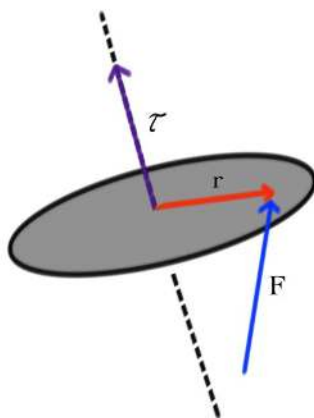
## 1.4: Review Problems

1. Problems A, B, and C of example 2 can all be written as  $Lv = w$  where

$$L : V \rightarrow W, \quad (1.4.1)$$

(read this as  $L$  maps the set of vectors  $V$  to the set of vectors  $W$ ). For each case write down the sets  $V$  and  $W$  where the vectors  $v$  and  $w$  come from.

2. Torque is a measure of "rotational force". It is a vector whose direction is the (preferred) axis of rotation. Upon applying a force  $F$  on an object at point  $r$  the torque  $\tau$  is the cross product  $r \times F = \tau$ .



Lets find the force  $F$  (a vector) must one apply to a wrench lying along the vector

$$r = \begin{pmatrix} 1 \\ 1 \\ 0 \end{pmatrix} \text{ ft,}$$

to produce a torque  $\begin{pmatrix} 0 \\ 0 \\ 1 \end{pmatrix}$  ft lb:

- Find a solution by writing out this equation with  $F = \begin{pmatrix} a \\ b \\ c \end{pmatrix}$ . (Hint: Guess and check that a solution with  $a = 0$  exists).
- Add  $\begin{pmatrix} 1 \\ 1 \\ 0 \end{pmatrix}$  to your solution and check that the result is a solution.
- Give a physics explanation why there can be two solutions, and argue that there are, in fact, infinitely many solutions.
- Set up a system of three linear equations with the three components of  $F$  as the variables which describes this situation. What happens if you try to solve these equations by substitution?

3. The function  $P(t)$  gives gas prices (in units of dollars per gallon) as a function of  $t$  the year, and  $g(t)$  is the gas consumption rate measured in gallons per year by an average driver as a function of their age. Assuming a lifetime is 100 years, what function gives the total amount spent on gas during the lifetime of an individual born in an arbitrary year  $t$ ? Is the operator that maps  $g$  to this function linear?

4. The differential equation (DE)

$$\frac{d}{dt}f = 2f \quad (1.4.2)$$

says that the rate of change of  $f$  is proportional to  $f$ . It describes exponential growth because

$$f(t) = f(0)e^{2t} \quad (1.4.3)$$

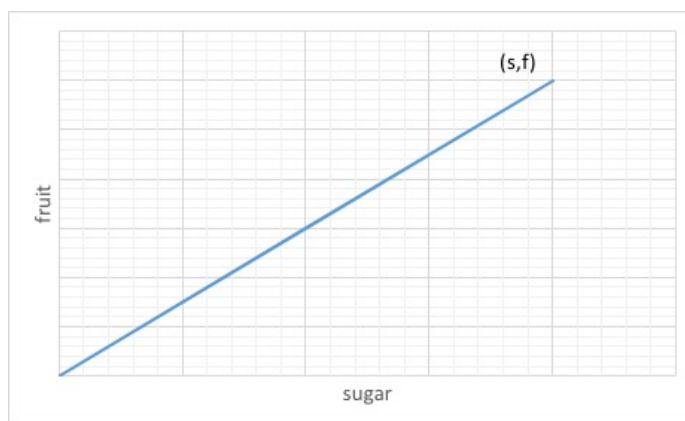
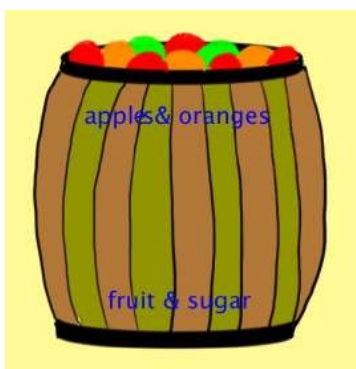
satisfies the DE for any number  $f(0)$ . The number 2 in the DE is called the constant of proportionality. A similar DE

$$\frac{d}{dt}f = \frac{2}{t}f \quad (1.4.4)$$

has a time-dependent "constant of proportionality".

- Do you think that the second DE describes exponential growth?
- Write both DEs in the form  $Df = 0$  with  $D$  a linear operator.

5. Pablo is a nutritionist who knows that oranges always have twice as much sugar as apples. When considering the sugar intake of schoolchildren eating a barrel of fruit, he represents the barrel like so:



Find a linear operator relating Pablo's representation to the "everyday" representation in terms of the number of apples and number of oranges. Write your answer as a matrix. Hint: Let  $\lambda$  represent the amount of sugar in each apple.

6. **Matrix Multiplication:** Let  $M$  and  $N$  be matrices

$$M = \begin{pmatrix} a & b \\ c & d \end{pmatrix} \text{ and } N = \begin{pmatrix} e & f \\ g & h \end{pmatrix}, \quad (1.4.5)$$

and  $v$  the vector

$$v = \begin{pmatrix} x \\ y \end{pmatrix}. \quad (1.4.6)$$

If we first apply  $N$  and then  $M$  to  $v$  we obtain the vector  $MNv$ .

- Show that the composition of matrices  $MN$  is also a linear operator.
- Write out the components of the matrix product  $MN$  in terms of the components of  $M$  and the components of  $N$ . Hint: use the [general rule](#) for multiplying a 2-vector by a  $2 \times 2$  matrix.
- Try to answer the following common question, "Is there any sense in which these rules for matrix multiplication are unavoidable, or are they just a notation that could be replaced by some other notation?"

d. Generalize your multiplication rule to  $3 \times 3$  matrices.

7. **Diagonal matrices:** A matrix  $M$  can be thought of as an array of numbers  $m_j^i$ , known as matrix entries, or matrix components, where  $i$  and  $j$  index row and column numbers, respectively. Let

$$M = \begin{pmatrix} 1 & 2 \\ 3 & 4 \end{pmatrix} = (m_j^i). \tag{1.4.7}$$

Compute  $m_1^1$ ,  $m_2^1$ ,  $m_1^2$  and  $m_2^2$ .

The matrix entries  $m_i^i$  whose row and column numbers are the same are called the **diagonal** of  $M$ . Matrix entries  $m_j^i$  with  $i \neq j$  are called **off-diagonal**. How many diagonal entries does an  $n \times n$  matrix have? How many off-diagonal entries does an  $n \times n$  matrix have?

If all the off-diagonal entries of a matrix vanish, we say that the matrix is diagonal. Let

\$\$\$

D=

$$\begin{pmatrix} \lambda & 0 \\ 0 & \mu \end{pmatrix} \tag{1.4.8}$$

\quad \text{and} \quad D' =

$$\begin{pmatrix} \lambda' & 0 \\ 0 & \mu' \end{pmatrix} \tag{1.4.9}$$

\, .

\]

Are these matrices diagonal and why? Use the rule you found in problem 6 to compute the matrix products  $DD'$  and  $D'D$ . What do you observe? Do you think the same property holds for arbitrary matrices? What about products where only one of the matrices is diagonal?

8. Find the linear operator that takes in vectors from  $n$ -space and gives out vectors from  $n$ -space in such a way that whatever you put in, you get exactly the same thing out. Show that it is unique. Can you write this operator as a matrix? **Hint:** To show something is unique, it is usually best to begin by pretending that it isn't, and then showing that this leads to a nonsensical conclusion. In mathspeak--*proof by contradiction*.

9. Consider the set  $S = \{*, *, \#\}$ .

It contains just 3 elements, and has no ordering;

$\{*, *, \#\} = \{\#, *, *\}$  etc.

(In fact the same is true for  $\{1, 2, 3\} = \{2, 3, 1\}$  etc, although we could make this an **ordered set** using  $3 > 2 > 1$ .)

- i. Invent a function with domain  $\{*, *, \#\}$  and co-domain  $\mathfrak{R}$ . (Remember that the **domain** of a function is the set of all its allowed inputs and the **codomain** (or **target space**) is the set where the outputs can live. A function is specified by assigning exactly one codomain element to each element of the domain.)
- ii. Choose an ordering on  $\{*, *, \#\}$ , and then use it to write your function from part (i) as a triple of numbers.
- iii. Choose a new ordering on  $\{*, *, \#\}$  and then write your function from part(i) as a triple of numbers.
- iv. Your answers for parts (ii) and (iii) are different yet represent the same function -- explain!

### 1.4.1: Contributor

- [David Cherney](#), [Tom Denton](#), and [Andrew Waldron](#) (UC Davis)

This page titled [1.4: Review Problems](#) is shared under a [not declared](#) license and was authored, remixed, and/or curated by [David Cherney, Tom Denton, & Andrew Waldron](#).

## CHAPTER OVERVIEW

### 2: Systems of Linear Equations

- 2.1: Gaussian Elimination
- 2.2: Review Problems
- 2.3: Elementary Row Operations
- 2.4: Review Problems
- 2.5: Solution Sets for Systems of Linear Equations
- 2.6: Review Problems

#### 2.1: Contributor

- [David Cherney](#), [Tom Denton](#), and [Andrew Waldron](#) (UC Davis)

---

This page titled [2: Systems of Linear Equations](#) is shared under a [not declared](#) license and was authored, remixed, and/or curated by [David Cherney, Tom Denton, & Andrew Waldron](#).

## 2.1: Gaussian Elimination

Systems of linear equations can be written as matrix equations. Now you will learn an efficient algorithm for (maximally) simplifying a system of linear equations (or a matrix equation) -- Gaussian elimination.

### 2.1.1: Augmented Matrix Notation

Efficiency demands a new notation, called an augmented matrix, which we introduce via examples:

The linear system

$$\begin{cases} x + y = 27 \\ 2x - y = 0, \end{cases} \quad (2.1.1)$$

is denoted by the augmented matrix

$$\left( \begin{array}{cc|c} 1 & 1 & 27 \\ 2 & -1 & 0 \end{array} \right) \quad (2.1.2)$$

This notation is simpler than the matrix one,

$$\begin{pmatrix} 1 & 1 \\ 2 & -1 \end{pmatrix} \begin{pmatrix} x \\ y \end{pmatrix} = \begin{pmatrix} 27 \\ 0 \end{pmatrix}, \quad (2.1.3)$$

although all three of the above equations denote the same thing.

Another interesting rewriting is

$$x \begin{pmatrix} 1 \\ 2 \end{pmatrix} + y \begin{pmatrix} 1 \\ -1 \end{pmatrix} = \begin{pmatrix} 27 \\ 0 \end{pmatrix}. \quad (2.1.4)$$

This tells us that we are trying to find which combination of the vectors  $\begin{pmatrix} 1 \\ 2 \end{pmatrix}$  and  $\begin{pmatrix} 1 \\ -1 \end{pmatrix}$  adds up to  $\begin{pmatrix} 27 \\ 0 \end{pmatrix}$ ; the answer is "clearly"  $9 \begin{pmatrix} 1 \\ 2 \end{pmatrix} + 18 \begin{pmatrix} 1 \\ -1 \end{pmatrix}$ .

Here is a larger example.

The system

$$\begin{aligned} 1x + 3y + 2z + 0w &= 9 \\ 6x + 2y + 0z - 2w &= 0 \\ -1x + 0y + 1z + 1w &= 3, \end{aligned}$$

is denoted by the augmented matrix

$$\left( \begin{array}{cccc|c} 1 & 3 & 2 & 0 & 9 \\ 6 & 2 & 0 & -2 & 0 \\ -1 & 0 & 1 & 1 & 3 \end{array} \right), \quad (2.1.5)$$

which is equivalent to the matrix equation

$$\begin{pmatrix} 1 & 3 & 2 & 0 \\ 6 & 2 & 0 & -2 \\ -1 & 0 & 1 & 1 \end{pmatrix} \begin{pmatrix} x \\ y \\ z \\ w \end{pmatrix} = \begin{pmatrix} 9 \\ 0 \\ 3 \end{pmatrix}. \quad (2.1.6)$$

Again, we are trying to find which combination of the columns of the matrix adds up to the vector on the right hand side.

For the the general case of  $r$  linear equations in  $k$  unknowns, the number of equations is the number of rows  $r$  in the augmented matrix, and the number of columns  $k$  in the matrix left of the vertical line is the number of unknowns:

$$\left( \begin{array}{cccc|c} a_1^1 & a_2^1 & \cdots & a_k^1 & b^1 \\ a_1^2 & a_2^2 & \cdots & a_k^2 & b^2 \\ \vdots & \vdots & & \vdots & \vdots \\ a_1^r & a_2^r & \cdots & a_k^r & b^r \end{array} \right), \quad (2.1.7)$$

Entries left of the divide carry two indices; subscripts denote column number and superscripts row number. We emphasize, the superscripts here do *not* denote exponents.

We now have three ways of writing the same question. Let's put them side by side as we solve the system by strategically adding and subtracting equations. We will not tell you the motivation for this particular series of steps yet, but let you develop some intuition first.

### ✓ Example 2.1.1: How matrix equations and augmented matrices change in elimination

$$\left. \begin{array}{l} x + y = 27 \\ 2x - y = 0 \end{array} \right\} \Leftrightarrow \begin{pmatrix} 1 & 1 \\ 2 & -1 \end{pmatrix} \begin{pmatrix} x \\ y \end{pmatrix} = \begin{pmatrix} 27 \\ 0 \end{pmatrix} \Leftrightarrow \left( \begin{array}{cc|c} 1 & 1 & 27 \\ 2 & -1 & 0 \end{array} \right). \quad (2.1.8)$$

With the first equation replaced by the sum of the two equations this becomes

$$\left. \begin{array}{l} 3x + 0 = 27 \\ 2x - y = 0 \end{array} \right\} \Leftrightarrow \begin{pmatrix} 3 & 0 \\ 2 & -1 \end{pmatrix} \begin{pmatrix} x \\ y \end{pmatrix} = \begin{pmatrix} 27 \\ 0 \end{pmatrix} \Leftrightarrow \left( \begin{array}{cc|c} 3 & 0 & 27 \\ 2 & -1 & 0 \end{array} \right). \quad (2.1.9)$$

Let the new first equation be the old first equation divided by 3:

$$\left. \begin{array}{l} x + 0 = 9 \\ 2x - y = 0 \end{array} \right\} \Leftrightarrow \begin{pmatrix} 1 & 0 \\ 2 & -1 \end{pmatrix} \begin{pmatrix} x \\ y \end{pmatrix} = \begin{pmatrix} 9 \\ 0 \end{pmatrix} \Leftrightarrow \left( \begin{array}{cc|c} 1 & 0 & 9 \\ 2 & -1 & 0 \end{array} \right). \quad (2.1.10)$$

Replace the second equation by the second equation minus two times the first equation:

$$\left. \begin{array}{l} x + 0 = 9 \\ 0 - y = -18 \end{array} \right\} \Leftrightarrow \begin{pmatrix} 1 & 0 \\ 0 & -1 \end{pmatrix} \begin{pmatrix} x \\ y \end{pmatrix} = \begin{pmatrix} 9 \\ -18 \end{pmatrix} \Leftrightarrow \left( \begin{array}{cc|c} 1 & 0 & 9 \\ 0 & -1 & -18 \end{array} \right). \quad (2.1.11)$$

Let the new second equation be the old second equation divided by -1:

$$\left. \begin{array}{l} x + 0 = 9 \\ 0 - y = 18 \end{array} \right\} \Leftrightarrow \begin{pmatrix} 1 & 0 \\ 0 & 1 \end{pmatrix} \begin{pmatrix} x \\ y \end{pmatrix} = \begin{pmatrix} 9 \\ 18 \end{pmatrix} \Leftrightarrow \left( \begin{array}{cc|c} 1 & 0 & 9 \\ 0 & 1 & 18 \end{array} \right). \quad (2.1.12)$$

Did you see what the strategy was? To eliminate  $y$  from the first equation and then eliminate  $x$  from the second. The result was the solution to the system.

Here is the big idea: Everywhere in the instructions above we can replace the word "equation" with the word "row" and interpret them as telling us what to do with the augmented matrix instead of the system of equations. Performed systemically, the result is the *Gaussian elimination* algorithm.

### 2.1.2: Equivalence and the Act of Solving

We introduce the symbol  $\sim$  which is called "tilde" but should be read as "is (row) equivalent to" because at each step the augmented matrix changes by an operation on its rows but its solutions do not. For example, we found above that

$$\left( \begin{array}{cc|c} 1 & 1 & 27 \\ 2 & -1 & 0 \end{array} \right) \sim \left( \begin{array}{cc|c} 1 & 0 & 9 \\ 2 & -1 & 0 \end{array} \right) \sim \left( \begin{array}{cc|c} 1 & 0 & 9 \\ 0 & 1 & 18 \end{array} \right) \quad (2.1.13)$$

The last of these augmented matrices is our favorite!

Setting up a string of equivalences like this is a means of solving a system of linear equations. This is the main idea of Section 2.1.3. This next example hints at the main trick:

### ✓ Example 2.1.2: Using Gaussian elimination

$$\begin{cases} x + y = 5 \\ x + 2y = 8 \end{cases} \Leftrightarrow \left( \begin{array}{cc|c} 1 & 1 & 5 \\ 1 & 2 & 8 \end{array} \right) \sim \left( \begin{array}{cc|c} 1 & 1 & 5 \\ 0 & 1 & 3 \end{array} \right) \sim \left( \begin{array}{cc|c} 1 & 0 & 2 \\ 0 & 1 & 3 \end{array} \right) \Leftrightarrow \begin{cases} x + 0 = 2 \\ 0 + y = 3 \end{cases} \quad (2.1.14)$$

Note that in going from the first to second augmented matrix, we used the top left 1 to make the bottom left entry zero. For this reason we call the top left entry a pivot. Similarly, to get from the second to third augmented matrix, the bottom right entry (before the divide) was used to make the top right one vanish; so the bottom right entry is also called a pivot.

This name *pivot* is used to indicate the matrix entry used to "zero out" the other entries in its column.

### 2.1.3: Reduced Row Echelon Form

For a system of two linear equations, the goal of Gaussian elimination is to convert the part of the augmented matrix left of the dividing line into the matrix

$$I = \begin{pmatrix} 1 & 0 \\ 0 & 1 \end{pmatrix}, \quad (2.1.15)$$

called the *Identity Matrix*, since this would give the simple statement of a solution  $x = a, y = b$ . The same goes for larger systems of equations for which the identity matrix  $I$  has 1's along its diagonal and all off-diagonal entries vanish:

$$I = \begin{pmatrix} 1 & 0 & \dots & 0 \\ 0 & 1 & & 0 \\ \vdots & & \ddots & \vdots \\ 0 & 0 & \dots & 1 \end{pmatrix}. \quad (2.1.16)$$

For many systems, it is not possible to reach the identity in the augmented matrix via Gaussian elimination. In any case, a certain version of the matrix that has the maximum number of components eliminated is said to be the Row Reduced Echelon Form (RREF).

### ✓ Example 2.1.3: Redundant equations

$$\begin{cases} x + y = 2 \\ 2x + 2y = 4 \end{cases} \Leftrightarrow \left( \begin{array}{cc|c} 1 & 1 & 2 \\ 2 & 2 & 4 \end{array} \right) \sim \left( \begin{array}{cc|c} 1 & 1 & 2 \\ 0 & 0 & 0 \end{array} \right) \Leftrightarrow \begin{cases} x + y = 2 \\ 0 + 0 = 0 \end{cases} \quad (2.1.17)$$

This example demonstrates if one equation is a multiple of the other the identity matrix can not be reached. This is because the first step in elimination will make the second row a row of zeros. Notice that solutions still exists  $x = 1, y = 1$  is a solution. The last augmented matrix here is in RREF.

### ✓ Example 2.1.4: Inconsistent equations

$$\begin{cases} x + y = 2 \\ 2x + 2y = 5 \end{cases} \Leftrightarrow \left( \begin{array}{cc|c} 1 & 1 & 2 \\ 2 & 2 & 5 \end{array} \right) \sim \left( \begin{array}{cc|c} 1 & 1 & 2 \\ 0 & 0 & 1 \end{array} \right) \Leftrightarrow \begin{cases} x + y = 2 \\ 0 + 0 = 1 \end{cases} \quad (2.1.18)$$

This system of equation has a solution if there exists two numbers  $x$ , and  $y$  such that  $0 + 0 = 1$ . That is a tricky way of saying there are no solutions. The last form of the augmented matrix here is in RREF.

### ✓ Example 2.1.5: Silly order of equations

A robot might make this mistake:

$$\begin{cases} 0x + y = -2 \\ x + y = 7 \end{cases} \Leftrightarrow \left( \begin{array}{cc|c} 0 & 1 & -2 \\ 1 & 1 & 7 \end{array} \right) \sim \dots, \quad (2.1.19)$$

and then give up because the the upper left slot can not function as a pivot since the 0 that lives there can not be used to eliminate the zero below it. Of course, the right thing to do is to change the order of the equations before starting

$$\left. \begin{array}{l} x + y = 7 \\ 0x + y = -2 \end{array} \right\} \Leftrightarrow \left( \begin{array}{cc|c} 1 & 1 & 7 \\ 0 & 1 & -2 \end{array} \right) \sim \left( \begin{array}{cc|c} 1 & 0 & 9 \\ 0 & 1 & -2 \end{array} \right) \Leftrightarrow \begin{cases} x + 0 = 9 \\ 0 + y = -2 \end{cases} \quad (2.1.20)$$

The third augmented matrix above is the RREF of the first and second. That is to say, you can swap rows on your way to RREF.

For larger systems of matrices, these three kinds of problems are the obstruction to obtaining the identity matrix, and hence to a simple statement of a solution in the form  $x = a, y = b, \dots$ . What can we do to maximally simplify a system of equations in general? We need to perform operations that simplify our system *without changing its solutions*. Because, exchanging the order of equations, multiplying one equation by a *non-zero* constant or adding equations does not change the system's solutions, we are lead to three operations:

- **Row Swap:** Exchange any two rows.
- **Scalar Multiplication:** Multiply any row by a non-zero constant.
- **Row Sum:** Add a multiple of one row to another row.

These are called *Elementary Row Operations*, or EROs for short, and are studied in detail in [Section 2.3](#). Suppose now we have a general augmented matrix for which the first entry in the first row does not vanish. Then, using just the three EROs, we could then perform the following algorithm:

1. Make the leftmost nonzero entry in the top row 1 by multiplication}.
2. Then use that 1 as a pivot to eliminate everything below it}.
3. Then go to the next row and make the leftmost non zero entry 1}.
4. Use that 1 as a pivot to eliminate everything below and above it}!
5. Go to the next row and make the leftmost nonzero entry 1... etc}.

In the case that the first entry of the first row is zero, we may first interchange the first row with another row whose first entry is non-vanishing and then perform the above algorithm. If the entire first column vanishes, we may still apply the algorithm on the remaining columns.

This algorithm is known as Gaussian elimination, its endpoint is an augmented matrix of the form

$$\left( \begin{array}{cccccc|c} 1 & * & 0 & * & 0 & \dots & 0 & * & b^1 \\ 0 & 0 & 1 & * & 0 & \dots & 0 & * & b^2 \\ 0 & 0 & 0 & 0 & 1 & \dots & 0 & * & b^3 \\ \vdots & \vdots & \vdots & \vdots & \vdots & & \vdots & \vdots & \vdots \\ 0 & 0 & 0 & 0 & 0 & \dots & 1 & * & b^k \\ 0 & 0 & 0 & 0 & 0 & \dots & 0 & 0 & b^{k+1} \\ \vdots & \vdots & \vdots & \vdots & \vdots & & \vdots & \vdots & \vdots \\ 0 & 0 & 0 & 0 & 0 & \dots & 0 & 0 & b^r \end{array} \right) \quad (2.1.21)$$

This is called **Reduced Row Echelon Form** (RREF). The asterisks denote the possibility of arbitrary numbers (*e.g.*, the second 1 in the top line of example12).

The following properties define RREF:

- In every row the left most non-zero entry is 1 (and is called a pivot ).
- The pivot of any given row is always to the right of the pivot of the row above it.
- The pivot is the only non-zero entry in its column.

Here are some examples:

✓ Example 2.1.6: Augmented matrix in RREF

$$\left( \begin{array}{cccc|c} 1 & 0 & 7 & 0 \\ 0 & 1 & 3 & 0 \\ 0 & 0 & 0 & 1 \\ 0 & 0 & 0 & 0 \end{array} \right) \quad (2.1.22)$$

✓ Example 2.1.7: Augmented matrix NOT in RREF

$$\left( \begin{array}{cccc|c} 1 & 0 & 3 & 0 & 0 \\ 0 & 0 & 2 & 0 & 0 \\ 0 & 1 & 0 & 1 & 1 \\ 0 & 0 & 0 & 1 & 1 \end{array} \right) \quad (2.1.23)$$

Actually, this NON-example breaks all three of the rules!

The reason we need the asterisks in the general form of RREF is that not every column need have a pivot, as demonstrated in examples 12 and 15. Here is an example where multiple columns have no pivot:

✓ Example 2.1.8: Consecutive columns with no pivot in RREF

$$\left. \begin{array}{l} x + y + z + 0w = 2 \\ 2x + 2y + 2z + 2w = 4 \end{array} \right\} \Leftrightarrow \left( \begin{array}{cccc|c} 1 & 1 & 1 & 0 & 2 \\ 2 & 2 & 2 & 1 & 4 \end{array} \right) \quad (2.1.24)$$

$$\sim \left( \begin{array}{cccc|c} 1 & 1 & 1 & 0 & 2 \\ 0 & 0 & 0 & 1 & 0 \end{array} \right) \Leftrightarrow \begin{cases} x + y + z = 2 \\ w = 0 \end{cases}$$

Note that there was no hope of reaching the identity matrix, because of the shape of the augmented matrix we started with.

It is important that you are able to convert RREF back into a set of equations. The first thing you might notice is that if any of the numbers  $b^{k+1}, \dots, b^r$  are non-zero then the system of equations is inconsistent and has no solutions. Our next task is to extract all possible solutions from an RREF augmented matrix.

### 2.1.4: Solution Sets and RREF

RREF is a maximally simplified version of the original system of equations in the following sense:

- As many coefficients as possible of the variables vanish.
- As many coefficients as possible of the variables is unity.

It is easier to read off solutions from the maximally simplified equations than from the original equations, even when there are infinitely many solutions.

✓ Example 2.1.9: Standard approach from a system of equations to the solution set

$$\left. \begin{array}{l} x + y + 5w = 1 \\ y + 2w = 6 \\ z + 4w = 8 \end{array} \right\} \Leftrightarrow \left( \begin{array}{cccc|c} 1 & 1 & 0 & 5 & 1 \\ 0 & 1 & 0 & 2 & 6 \\ 0 & 0 & 1 & 4 & 8 \end{array} \right) \sim \left( \begin{array}{cccc|c} 1 & 0 & 0 & 3 & -5 \\ 0 & 1 & 0 & 2 & 6 \\ 0 & 0 & 1 & 4 & 8 \end{array} \right) \quad (2.1.25)$$

$$\Leftrightarrow \begin{cases} x + 3w = -5 \\ y + 2w = 6 \\ z + 4w = 8 \end{cases} \Leftrightarrow \begin{cases} x = -5 - 3w \\ y = 6 - 2w \\ z = 8 - 4w \\ w = w \end{cases}$$

$$\Leftrightarrow \begin{pmatrix} x \\ y \\ z \\ w \end{pmatrix} = \begin{pmatrix} -5 \\ 6 \\ 8 \\ 0 \end{pmatrix} + w \begin{pmatrix} -3 \\ -2 \\ -4 \\ 1 \end{pmatrix}. \quad (2.1.26)$$

There is one solution for each value of  $w$ , so the solution set is

$$\left\{ \begin{pmatrix} -5 \\ 6 \\ 8 \\ 0 \end{pmatrix} + \alpha \begin{pmatrix} -3 \\ -2 \\ -4 \\ 1 \end{pmatrix} : \alpha \in \mathbb{R} \right\} \quad (2.1.27)$$

Here is a verbal description of the preceding example of the *standard approach*. We say that  $x, y$ , and  $z$  are pivot variables because they appeared with a pivot coefficient in RREF. Since  $w$  never appears with a pivot coefficient, it is not a pivot variable. In the second line we put all the pivot variables on one side and all the non-pivot variables on the other side and added the trivial equation  $w = w$  to obtain a system that allowed us to easily read off solutions.

The last example demonstrated the *standard approach* for solving a system of linear equations in its entirety:

- Write the augmented matrix.
- Perform EROs to reach RREF.
- Express the non-pivot variables in terms of the pivot variables.

There are always exactly enough non-pivot variables to index your solutions. In any approach, the variables which are not expressed in terms of the other variables are called *free variables*. The standard approach is to use the non-pivot variables as free variables.

Non-standard approach: solve for  $w$  in terms of  $z$  and substitute into the other equations. You now have an expression for each component in terms of  $z$ . But why pick  $z$  instead of  $y$  or  $x$ ? (or  $x + y$ ?) The standard approach not only feels natural, but is *canonical*, meaning that everyone will get the same RREF and hence choose the same variables to be free. However, it is important to remember that so long as their *set* of solutions is the same, any two choices of free variables is fine. (You might think of this as the difference between using Google Maps™ or Mapquest™; although their maps may look different, the place (home *sic*) they are describing is the same!)

When you see an RREF augmented matrix with two columns that have no pivot, you know there will be two free variables.

✓ Example 2.1.10: Standard approach, multiple free variables

$$\left( \begin{array}{cccc|c} 1 & 0 & 7 & 0 & 4 \\ 0 & 1 & 3 & 4 & 1 \\ 0 & 0 & 0 & 0 & 0 \\ 0 & 0 & 0 & 0 & 0 \end{array} \right) \Leftrightarrow \left\{ \begin{array}{l} x + 7z = 4 \\ y + 3z + 4w = 1 \end{array} \right\} \Leftrightarrow \left\{ \begin{array}{l} x = 4 - 7z \\ y = 1 - 3z - 4w \\ z = z \\ w = w \end{array} \right\} \quad (2.1.28)$$

$$\Leftrightarrow \begin{pmatrix} x \\ y \\ z \\ w \end{pmatrix} = \begin{pmatrix} 4 \\ 1 \\ 0 \\ 0 \end{pmatrix} + z \begin{pmatrix} -7 \\ -3 \\ 1 \\ 0 \end{pmatrix} + w \begin{pmatrix} 0 \\ -4 \\ 0 \\ 1 \end{pmatrix} \quad (2.1.29)$$

So the solution set is

$$\left\{ \begin{pmatrix} 4 \\ 1 \\ 0 \\ 0 \end{pmatrix} + z \begin{pmatrix} -7 \\ -3 \\ 1 \\ 0 \end{pmatrix} + w \begin{pmatrix} 0 \\ -4 \\ 0 \\ 1 \end{pmatrix} : z, w \in \mathbb{R} \right\} \quad (2.1.30)$$

There are infinitely many solutions; one for each pair of numbers  $z, w$ . You can imagine having three, four, or fifty-six non-pivot columns and the same number of free variables indexing your solutions set. In general a solution set to a system of equations with  $n$  free variables will be of the form

$$\{P + \mu_1 H_1 + \mu_2 H_2 + \dots + \mu_n H_n : \mu_1, \dots, \mu_n \in \mathbb{R}\} \quad (2.1.31)$$

The parts of these solutions play special roles in the associated matrix equation. This will come up again and again long after this discussion of basic calculation methods, so the general language of Linear Algebra will be used to give names to these parts now.

 Definition: homogeneous solution

A homogeneous solution to a linear equation  $Lx = v$ , with  $L$  and  $v$  known is a vector  $H$  such that  $LH = 0$  where  $0$  is the zero vector.

**If you have a particular solution  $P$  to a linear equation and add a sum of multiples of homogeneous solutions to it you obtain another particular solution.**

Check now that the parts of the solutions with free variables as coefficients from the previous examples are homogeneous solutions, and that by adding a homogeneous solution to a particular solution one obtains a solution to the matrix equation. This will come up over and over again. As an example without matrices, consider the differential equation  $\frac{d^2f}{dx^2} = 3$ . A particular solution is  $\frac{3}{2}x^2$  while  $x$  and  $1$  are homogeneous solutions. The solution set is  $\{\frac{3}{2}x^2 + ax + c1 : a, b \in \mathbb{R}\}$ . You can imagine similar differential equations with more homogeneous solutions.

### 2.1.5: Contributor

- [David Cherney](#), [Tom Denton](#), and [Andrew Waldron](#) (UC Davis)

---

This page titled [2.1: Gaussian Elimination](#) is shared under a [not declared](#) license and was authored, remixed, and/or curated by [David Cherney](#), [Tom Denton](#), & [Andrew Waldron](#).

## 2.2: Review Problems

1. State whether the following augmented matrices are in RREF and compute their solution sets.

$$\left( \begin{array}{cccc|c} 1 & 0 & 0 & 0 & 3 \\ 0 & 1 & 0 & 0 & 1 \\ 0 & 0 & 1 & 0 & 1 \\ 0 & 0 & 0 & 1 & 2 \end{array} \right), \quad (2.2.1)$$

$$\left( \begin{array}{cccc|c} 1 & 1 & 0 & 1 & 0 & 1 \\ 0 & 0 & 1 & 2 & 0 & 2 \\ 0 & 0 & 0 & 0 & 1 & 3 \\ 0 & 0 & 0 & 0 & 0 & 0 \end{array} \right), \quad (2.2.2)$$

$$\left( \begin{array}{cccc|c} 1 & 1 & 0 & 1 & 0 & 1 & 0 \\ 0 & 0 & 1 & 2 & 0 & 2 & 0 \\ 0 & 0 & 0 & 0 & 1 & 3 & 0 \\ 0 & 0 & 0 & 0 & 0 & 2 & 0 \\ 0 & 0 & 0 & 0 & 0 & 0 & 1 \end{array} \right). \quad (2.2.3)$$

2. Solve the following linear system:

$$\begin{aligned} 2x_1 + 5x_2 - 8x_3 + 2x_4 + 2x_5 &= 0 \\ 6x_1 + 2x_2 - 10x_3 + 6x_4 + 8x_5 &= 6 \\ 3x_1 + 6x_2 + 2x_3 + 3x_4 + 5x_5 &= 6 \\ 3x_1 + 1x_2 - 5x_3 + 3x_4 + 4x_5 &= 3 \\ 6x_1 + 7x_2 - 3x_3 + 6x_4 + 9x_5 &= 9 \end{aligned} \quad (2.2.4)$$

Be sure to set your work out carefully with equivalence signs  $\sim$  between each step, labeled by the row operations you performed.

3. Check that the following two matrices are row-equivalent:

$$\left( \begin{array}{ccc|c} 1 & 4 & 7 & 10 \\ 2 & 9 & 6 & 0 \end{array} \right) \quad (2.2.5)$$

and

$$\left( \begin{array}{ccc|c} 0 & -1 & 8 & 20 \\ 4 & 18 & 12 & 0 \end{array} \right). \quad (2.2.6)$$

Now remove the third column from each matrix, and show that the resulting two matrices (shown below) are row-equivalent:

$$\left( \begin{array}{cc|c} 1 & 4 & 10 \\ 2 & 9 & 0 \end{array} \right) \quad (2.2.7)$$

and

$$\left( \begin{array}{cc|c} 0 & -1 & 20 \\ 4 & 18 & 0 \end{array} \right). \quad (2.2.8)$$

Now remove the fourth column from each of the original two matrices, and show that the resulting two matrices, viewed as augmented matrices (shown below) are row-equivalent:

$$\left( \begin{array}{cc|c} 1 & 4 & 7 \\ 2 & 9 & 6 \end{array} \right) \quad (2.2.9)$$

and

$$\left( \begin{array}{cc|c} 0 & -1 & 8 \\ 4 & 18 & 12 \end{array} \right). \quad (2.2.10)$$

Explain why row-equivalence is never affected by removing columns.

4. Check that the system of equations corresponding to the augmented matrix

$$\left( \begin{array}{cc|c} 1 & 4 & 10 \\ 3 & 13 & 9 \\ 4 & 17 & 20 \end{array} \right) \quad (2.2.11)$$

has no solutions. If you remove one of the rows of this matrix, does the new matrix have any solutions? In general, can row equivalence be affected by removing rows? Explain why or why not.

5. Explain why the linear system has no solutions:

$$\left( \begin{array}{ccc|c} 1 & 0 & 3 & 1 \\ 0 & 1 & 2 & 4 \\ 0 & 0 & 0 & 6 \end{array} \right) \quad (2.2.12)$$

For which of the values of  $k$  does the system below have a solution?

$$\begin{aligned} x - 3y &= 6 \\ x + 3z &= -3 \\ 2x + ky + (3 - k)z &= 1 \end{aligned} \quad (2.2.13)$$

6. Show that the RREF of a matrix is unique. (Hint: Consider what happens if the same augmented matrix had two different RREFs. Try to see what happens if you removed columns from these two RREF augmented matrices.)

7. Another method for solving linear systems is to use row operations to bring the augmented matrix to Row Echelon Form (REF as opposed to RREF). In REF, the pivots are not necessarily set to one, and we only require that all entries left of the pivots are zero, not necessarily entries above a pivot. Provide a counterexample to show that row echelon form is not unique.

Once a system is in row echelon form, it can be solved by "back substitution." Write the following row echelon matrix as a system of equations, then solve the system using back-substitution.

$$\left( \begin{array}{ccc|c} 2 & 3 & 1 & 6 \\ 0 & 1 & 1 & 2 \\ 0 & 0 & 3 & 3 \end{array} \right) \quad (2.2.14)$$

8. Show that this pair of augmented matrices are row equivalent, assuming  $ad - bc \neq 0$ :

$$\left( \begin{array}{cc|c} a & b & e \\ c & d & f \end{array} \right) \sim \left( \begin{array}{cc|c} 1 & 0 & \frac{de-bf}{ad-bc} \\ 0 & 1 & \frac{af-ce}{ad-bc} \end{array} \right) \quad (2.2.15)$$

9. Consider the augmented matrix:

$$\left( \begin{array}{cc|c} 2 & -1 & 3 \\ -6 & 3 & 1 \end{array} \right) \quad (2.2.16)$$

Give a *geometric* reason why the associated system of equations has no solution. (Hint, plot the three vectors given by the columns of this augmented matrix in the plane.) Given a general augmented matrix

$$\left( \begin{array}{cc|c} a & b & e \\ c & d & f \end{array} \right), \quad (2.2.17)$$

can you find a condition on the numbers  $a, b, c$  and  $d$  that corresponds to the geometric condition you found?

10. A relation  $\sim$  on a set of objects  $U$  is an *equivalence relation* if the following three properties are satisfied:

$$\bullet \text{ Reflexive: For any } x \in U, \text{ we have } x \sim x. \quad (2.2.18)$$

$$\bullet \text{ Symmetric: For any } x, y \in U, \text{ if } x \sim y \text{ then } y \sim x. \quad (2.2.19)$$

$$\bullet \text{ Transitive: For any } x, y \text{ and } z \in U, \text{ if } x \sim y \text{ and } y \sim z \text{ then } x \sim z. \quad (2.2.20)$$

Show that row equivalence of matrices is an example of an equivalence relation.

11. Equivalence of augmented matrices does not come from equality of their solution sets. Rather, we define two matrices to be equivalent if one can be obtained from the other by elementary row operations. Find a pair of augmented matrices that are not row equivalent but do have the same solution set.

### 2.2.1: Contributor

- [David Cherney](#), [Tom Denton](#), and [Andrew Waldron](#) (UC Davis)

---

This page titled [2.2: Review Problems](#) is shared under a [not declared](#) license and was authored, remixed, and/or curated by [David Cherney](#), [Tom Denton](#), & [Andrew Waldron](#).

## 2.3: Elementary Row Operations

Elementary row operations (EROS) are systems of linear equations relating the old and new rows in [Gaussian Elimination](#).

### ✓ Example 2.3.1: (Keeping track of EROs with equations between rows)

We will refer to the new  $k$ th row as  $R'_k$  and the old  $k$ th row as  $R_k$ .

$$\left( \begin{array}{ccc|c} 0 & 1 & 1 & 7 \\ 2 & 0 & 0 & 4 \\ 0 & 0 & 1 & 4 \end{array} \right) \begin{array}{l} R'_1 = 0R_1 + R_2 + 0R_3 \\ R'_2 = R_1 + 0R_2 + 0R_3 \\ R'_3 = 0R_1 + 0R_2 + R_3 \end{array} \left( \begin{array}{ccc|c} 2 & 0 & 0 & 4 \\ 0 & 1 & 1 & 7 \\ 0 & 0 & 1 & 4 \end{array} \right) \quad (2.3.1)$$

$$\begin{array}{l} R'_1 = \frac{1}{2}R_1 + 0R_2 + 0R_3 \\ R'_2 = 0R_1 + R_2 + 0R_3 \\ R'_3 = 0R_1 + 0R_2 + R_3 \end{array} \left( \begin{array}{ccc|c} 1 & 0 & 0 & 2 \\ 0 & 1 & 1 & 7 \\ 0 & 0 & 1 & 4 \end{array} \right) \quad (2.3.2)$$

$$\begin{array}{l} R'_1 = R_1 + 0R_2 + 0R_3 \\ R'_2 = 0R_1 + R_2 - R_3 \\ R'_3 = 0R_1 + 0R_2 + R_3 \end{array} \left( \begin{array}{ccc|c} 1 & 0 & 0 & 2 \\ 0 & 1 & 0 & 3 \\ 0 & 0 & 1 & 4 \end{array} \right) \quad (2.3.3)$$

### 2.3.1: Elementary Row Operations as Matrices

The matrix describing the system of equations between rows performs the corresponding ERO on the augmented matrix:

### ✓ Example 2.3.2: (Performing EROs with Matrices)

$$\begin{pmatrix} 0 & 1 & 0 \\ 1 & 0 & 0 \\ 0 & 0 & 1 \end{pmatrix} \left( \begin{array}{ccc|c} 0 & 1 & 1 & 7 \\ 2 & 0 & 0 & 4 \\ 0 & 0 & 1 & 4 \end{array} \right) = \left( \begin{array}{ccc|c} 2 & 0 & 0 & 4 \\ 0 & 1 & 1 & 7 \\ 0 & 0 & 1 & 4 \end{array} \right) \quad (2.3.4)$$

$$\begin{pmatrix} \frac{1}{2} & 0 & 0 \\ 0 & 1 & 0 \\ 0 & 0 & 1 \end{pmatrix} \left( \begin{array}{ccc|c} 2 & 0 & 0 & 4 \\ 0 & 1 & 1 & 7 \\ 0 & 0 & 1 & 4 \end{array} \right) = \left( \begin{array}{ccc|c} 1 & 0 & 0 & 2 \\ 0 & 1 & 1 & 7 \\ 0 & 0 & 1 & 4 \end{array} \right) \quad (2.3.5)$$

$$\begin{pmatrix} 1 & 0 & 0 \\ 0 & 1 & -1 \\ 0 & 0 & 1 \end{pmatrix} \left( \begin{array}{ccc|c} 1 & 0 & 0 & 2 \\ 0 & 1 & 1 & 7 \\ 0 & 0 & 1 & 4 \end{array} \right) = \left( \begin{array}{ccc|c} 1 & 0 & 0 & 2 \\ 0 & 1 & 0 & 3 \\ 0 & 0 & 1 & 4 \end{array} \right) \quad (2.3.6)$$

This obviously involved more writing than Gaussian elimination.

The point here is that realizing EROs as matrices allows us to make concrete the notion of "dividing by a matrix" {alluded to in [chapter 1](#)}; we can now perform manipulations on both sides of an equation in a familiar way.

### ✓ Example 2.3.3:

(Undoing  $A$  in  $Ax = b$  slowly, using  $A = 6 = 3 \cdot 2$ )

$$6x = 12 \quad (2.3.7)$$

$$\Leftrightarrow 3^{-1}6x = 3^{-1}12 \quad (2.3.8)$$

$$\Leftrightarrow 2x = 4 \quad (2.3.9)$$

$$\Leftrightarrow 2^{-1}2x = 2^{-1}4 \quad (2.3.10)$$

$\Leftrightarrow 1x = 2$

In particular, matrices corresponding to EROs undo a matrix step by step.

✓ Example 2.3.4:

(Undoing  $A$  in  $Ax = b$  slowly, Using  $A = M = \dots$ )

$$\begin{pmatrix} 0 & 1 & 1 \\ 2 & 0 & 0 \\ 0 & 0 & 1 \end{pmatrix} \begin{pmatrix} x \\ y \\ z \end{pmatrix} = \begin{pmatrix} 7 \\ 4 \\ 4 \end{pmatrix} \quad (2.3.11)$$

$$\Leftrightarrow \begin{pmatrix} 0 & 1 & 0 \\ 1 & 0 & 0 \\ 0 & 0 & 1 \end{pmatrix} \begin{pmatrix} 0 & 1 & 1 \\ 2 & 0 & 0 \\ 0 & 0 & 1 \end{pmatrix} \begin{pmatrix} x \\ y \\ z \end{pmatrix} = \begin{pmatrix} 0 & 1 & 0 \\ 1 & 0 & 0 \\ 0 & 0 & 1 \end{pmatrix} \begin{pmatrix} 7 \\ 4 \\ 4 \end{pmatrix} \quad (2.3.12)$$

$$\Leftrightarrow \begin{pmatrix} 2 & 0 & 0 \\ 0 & 1 & 1 \\ 0 & 0 & 1 \end{pmatrix} \begin{pmatrix} x \\ y \\ z \end{pmatrix} = \begin{pmatrix} 4 \\ 7 \\ 4 \end{pmatrix} \quad (2.3.13)$$

$$\Leftrightarrow \begin{pmatrix} \frac{1}{2} & 0 & 0 \\ 0 & 1 & 0 \\ 0 & 0 & 1 \end{pmatrix} \begin{pmatrix} 2 & 0 & 0 \\ 0 & 1 & 1 \\ 0 & 0 & 1 \end{pmatrix} \begin{pmatrix} x \\ y \\ z \end{pmatrix} = \begin{pmatrix} \frac{1}{2} & 0 & 0 \\ 0 & 1 & 0 \\ 0 & 0 & 1 \end{pmatrix} \begin{pmatrix} 4 \\ 7 \\ 4 \end{pmatrix} \quad (2.3.14)$$

$$\begin{pmatrix} 1 & 0 & 0 \\ 0 & 1 & 1 \\ 0 & 0 & 1 \end{pmatrix} \begin{pmatrix} x \\ y \\ z \end{pmatrix} = \begin{pmatrix} 2 \\ 7 \\ 4 \end{pmatrix} \quad (2.3.15)$$

$$\Leftrightarrow \begin{pmatrix} 1 & 0 & 0 \\ 0 & 1 & -1 \\ 0 & 0 & 1 \end{pmatrix} \begin{pmatrix} 1 & 0 & 0 \\ 0 & 1 & 1 \\ 0 & 0 & 1 \end{pmatrix} \begin{pmatrix} x \\ y \\ z \end{pmatrix} = \begin{pmatrix} 1 & 0 & 0 \\ 0 & 1 & -1 \\ 0 & 0 & 1 \end{pmatrix} \begin{pmatrix} 2 \\ 7 \\ 4 \end{pmatrix} \quad (2.3.16)$$

$$\begin{pmatrix} 1 & 0 & 0 \\ 0 & 1 & 0 \\ 0 & 0 & 1 \end{pmatrix} \begin{pmatrix} x \\ y \\ z \end{pmatrix} = \begin{pmatrix} 2 \\ 3 \\ 4 \end{pmatrix} \quad (2.3.17)$$

This is another way of thinking about what is happening in the process of elimination which feels more like elementary algebra in the sense that you "do something to both sides of an equation" until you have a solution.

### 2.3.2: Recording EROs in $[M|I]$

Just as we put together  $3^{-1}2^{-1} = 6^{-1}$  to get a single thing to apply to both sides of  $6x = 12$  to undo  $6$ , we should put together multiple EROs to get a single thing that undoes our matrix. To do this, augment by the identity matrix (not just a single column) and then perform Gaussian elimination. There is no need to write the EROs as systems of equations or as matrices while doing this.

✓ Example 2.3.5: Collecting EROs that undo a matrix

$$\begin{aligned} \left( \begin{array}{ccc|ccc} 0 & 1 & 1 & 1 & 0 & 0 \\ 2 & 0 & 0 & 0 & 1 & 0 \\ 0 & 0 & 1 & 0 & 0 & 1 \end{array} \right) &\sim \left( \begin{array}{ccc|ccc} 2 & 0 & 0 & 0 & 1 & 0 \\ 0 & 1 & 1 & 1 & 0 & 0 \\ 0 & 0 & 1 & 0 & 0 & 1 \end{array} \right) \\ &\sim \left( \begin{array}{ccc|ccc} 1 & 0 & 0 & 0 & \frac{1}{2} & 0 \\ 0 & 1 & 1 & 1 & 0 & 0 \\ 0 & 0 & 1 & 0 & 0 & 1 \end{array} \right) \sim \left( \begin{array}{ccc|ccc} 1 & 0 & 0 & 0 & \frac{1}{2} & 0 \\ 0 & 1 & 0 & 1 & 0 & -1 \\ 0 & 0 & 1 & 0 & 0 & 1 \end{array} \right) \end{aligned}$$

As we changed the left slot from the matrix  $M$  to the identity matrix, the right slot changed from the identity matrix to the matrix which undoes  $M$ .

✓ Example 2.3.6: Checking that one matrix undoes another

$$\begin{pmatrix} 0 & \frac{1}{2} & 0 \\ 1 & 0 & -1 \\ 0 & 0 & 1 \end{pmatrix} \begin{pmatrix} 0 & 1 & 1 \\ 2 & 0 & 0 \\ 0 & 0 & 1 \end{pmatrix} = \begin{pmatrix} 1 & 0 & 0 \\ 0 & 1 & 0 \\ 0 & 0 & 1 \end{pmatrix}.$$

If the matrices are composed in the opposite order, the result is the same.

$$\begin{pmatrix} 0 & 1 & 1 \\ 2 & 0 & 0 \\ 0 & 0 & 1 \end{pmatrix} \begin{pmatrix} 0 & \frac{1}{2} & 0 \\ 1 & 0 & -1 \\ 0 & 0 & 1 \end{pmatrix} = \begin{pmatrix} 1 & 0 & 0 \\ 0 & 1 & 0 \\ 0 & 0 & 1 \end{pmatrix}.$$

In abstract generality, let  $M$  be some matrix and, as always, let  $I$  stand for the identity matrix. Imagine the process of performing elementary row operations to bring  $M$  to the identity matrix.

$$(M|I) \sim (E_1M|E_1) \sim (E_2E_1M|E_2E_1) \sim \dots \sim (I|\dots E_2E_1) \quad (2.3.18)$$

Ellipses stand for additional EROs. The result is a product of matrices that form a matrix which undoes  $M$

$$\dots E_2E_1M = I \quad (2.3.19)$$

This is only true if RREF of  $M$  is the identity matrix. In that case, we say  $M$  is *invertible*.

Much use is made of the fact that invertible matrices can be undone with EROs. To begin with, since each elementary row operation has an inverse,

$$M = E_1^{-1}E_2^{-1}\dots \quad (2.3.20)$$

while the inverse of  $M$  is

$$M^{-1} = \dots E_2E_1 \quad (2.3.21)$$

This is symbolically verified as

$$M^{-1}M = \dots E_2E_1 E_1^{-1}E_2^{-1} \dots = \dots E_2 E_2^{-1} \dots = \dots = I \quad (2.3.22)$$

Thus, if  $M$  is invertible then  $M$  and can be expressed as the product of EROs. (The same is true for its inverse.) This has the feel of the fundamental theorem of arithmetic (integers can be expressed as the product of primes) or the fundamental theorem of algebra (polynomials can be expressed as the product of first order polynomials); EROs are the building blocks of invertible matrices.

### 2.3.3: Three Kinds of EROs, Three Kinds of Matrices

We now work toward concrete examples and applications. It is surprisingly easy to translate between EROs as descriptions of rows and as matrices. The matrices corresponding to these kinds are close in form to the identity matrix:

- **Row Swap:** Identity matrix with two rows swapped.
- **Scalar Multiplication:** Identity matrix with one diagonal entry not 1.
- **Row Sum:** The identity matrix with one off-diagonal entry not 0.

✓ Example 2.3.7: Correspondences between EROs and their matrices

The row swap matrix that swaps the 2nd and 4th row is the identity matrix with the 2nd and 4th row swapped:

$$\begin{pmatrix} 1 & 0 & 0 & 0 & 0 \\ 0 & 0 & 0 & 1 & 0 \\ 0 & 0 & 1 & 0 & 0 \\ 0 & 1 & 0 & 0 & 0 \\ 0 & 0 & 0 & 0 & 1 \end{pmatrix} \quad (2.3.23)$$

The scalar multiplication matrix that replaces the 3rd row with 7 times the 3rd row is the identity matrix with 7 in the 3rd row instead of 1:

$$\begin{pmatrix} 1 & 0 & 0 & 0 \\ 0 & 1 & 0 & 0 \\ 0 & 0 & 7 & 0 \\ 0 & 0 & 0 & 1 \end{pmatrix} \quad (2.3.24)$$

The row sum matrix that replaces the 4th row with the 4th row plus 9 times the 2nd row is the identity matrix with a 9 in the 4th row, 2nd column:

$$\begin{pmatrix} 1 & 0 & 0 & 0 & 0 & 0 & 0 \\ 0 & 1 & 0 & 0 & 0 & 0 & 0 \\ 0 & 0 & 1 & 0 & 0 & 0 & 0 \\ 0 & 9 & 0 & 1 & 0 & 0 & 0 \\ 0 & 0 & 0 & 0 & 1 & 0 & 0 \\ 0 & 0 & 0 & 0 & 0 & 1 & 0 \\ 0 & 0 & 0 & 0 & 0 & 0 & 1 \end{pmatrix} \quad (2.3.25)$$

We can write an explicit factorization of a matrix into EROs by keeping track of the EROs used in getting to RREF.

### ✓ Example 2.3.8: Express $M$ from Example 24 as a product of EROs

Note that in the previous example one of each of the kinds of EROs is used, in the order just given. Elimination looked like

$$M = \begin{pmatrix} 0 & 1 & 1 \\ 2 & 0 & 0 \\ 0 & 0 & 1 \end{pmatrix} \xrightarrow{E_1} \begin{pmatrix} 2 & 0 & 0 \\ 0 & 1 & 1 \\ 0 & 0 & 1 \end{pmatrix} \xrightarrow{E_2} \begin{pmatrix} 1 & 0 & 0 \\ 0 & 1 & 1 \\ 0 & 0 & 1 \end{pmatrix} \xrightarrow{E_3} \begin{pmatrix} 1 & 0 & 0 \\ 0 & 1 & 0 \\ 0 & 0 & 1 \end{pmatrix} = I$$

where the EROs matrices are

$$E_1 = \begin{pmatrix} 0 & 1 & 0 \\ 1 & 0 & 0 \\ 0 & 0 & 1 \end{pmatrix}, E_2 = \begin{pmatrix} \frac{1}{2} & 0 & 0 \\ 0 & 1 & 0 \\ 0 & 0 & 1 \end{pmatrix}, E_3 = \begin{pmatrix} 1 & 0 & 0 \\ 0 & 1 & -1 \\ 0 & 0 & 1 \end{pmatrix}.$$

The inverse of the ERO matrices (corresponding to the description of the reverse row manipulations)

$$E_1^{-1} = \begin{pmatrix} 0 & 1 & 0 \\ 1 & 0 & 0 \\ 0 & 0 & 1 \end{pmatrix}, E_2^{-1} = \begin{pmatrix} 2 & 0 & 0 \\ 0 & 1 & 0 \\ 0 & 0 & 1 \end{pmatrix}, E_3^{-1} = \begin{pmatrix} 1 & 0 & 0 \\ 0 & 1 & 1 \\ 0 & 0 & 1 \end{pmatrix}.$$

Multiplying these gives

$$\begin{aligned} E_1^{-1}E_2^{-1}E_3^{-1} &= \begin{pmatrix} 0 & 1 & 0 \\ 1 & 0 & 0 \\ 0 & 0 & 1 \end{pmatrix} \begin{pmatrix} 2 & 0 & 0 \\ 0 & 1 & 0 \\ 0 & 0 & 1 \end{pmatrix} \begin{pmatrix} 1 & 0 & 0 \\ 0 & 1 & 1 \\ 0 & 0 & 1 \end{pmatrix} \\ &= \begin{pmatrix} 0 & 1 & 0 \\ 1 & 0 & 0 \\ 0 & 0 & 1 \end{pmatrix} \begin{pmatrix} 2 & 0 & 0 \\ 0 & 1 & 1 \\ 0 & 0 & 1 \end{pmatrix} = \begin{pmatrix} 0 & 1 & 1 \\ 2 & 0 & 0 \\ 0 & 0 & 1 \end{pmatrix} = M. \end{aligned}$$

## 2.3.4: LU, LDU, and LDP Factorizations

This process of elimination can be stopped half way to obtain decompositions frequently used in large computations in sciences and engineering. The first half of the elimination process is to eliminate entries below the diagonal leaving a matrix which is called [upper triangular](#). The ERO matrices which do this part of the elimination are *lower triangular*, as are their inverses. But putting together the upper triangular and lower triangular parts one obtains the so called *LU* factorization.

✓ Example 2.3.9: *LU* factorization

$$M = \begin{pmatrix} 2 & 0 & -3 & 1 \\ 0 & 1 & 2 & 2 \\ -4 & 0 & 9 & 2 \\ 0 & -1 & 1 & -1 \end{pmatrix} \xrightarrow{E_1} \begin{pmatrix} 2 & 0 & -3 & 1 \\ 0 & 1 & 2 & 2 \\ 0 & 0 & 3 & 4 \\ 0 & -1 & 1 & -1 \end{pmatrix} \xrightarrow{E_2} \begin{pmatrix} 2 & 0 & -3 & 1 \\ 0 & 1 & 2 & 2 \\ 0 & 0 & 3 & 4 \\ 0 & 0 & 3 & 1 \end{pmatrix} \xrightarrow{E_3} \begin{pmatrix} 2 & 0 & -3 & 1 \\ 0 & 1 & 2 & 2 \\ 0 & 0 & 3 & 4 \\ 0 & 0 & 0 & -3 \end{pmatrix} := U$$

where the EROs and their inverses are

$$E_1 = \begin{pmatrix} 1 & 0 & 0 & 0 \\ 0 & 1 & 0 & 0 \\ 2 & 0 & 1 & 0 \\ 0 & 0 & 0 & 1 \end{pmatrix}, \quad E_2 = \begin{pmatrix} 1 & 0 & 0 & 0 \\ 0 & 1 & 0 & 0 \\ 0 & 0 & 1 & 0 \\ 0 & 1 & 0 & 1 \end{pmatrix}, \quad E_3 = \begin{pmatrix} 1 & 0 & 0 & 0 \\ 0 & 1 & 0 & 0 \\ 0 & 0 & 1 & 0 \\ 0 & 0 & -1 & 1 \end{pmatrix}$$

$$E_1^{-1} = \begin{pmatrix} 1 & 0 & 0 & 0 \\ 0 & 1 & 0 & 0 \\ -2 & 0 & 1 & 0 \\ 0 & 0 & 0 & 1 \end{pmatrix}, \quad E_2^{-1} = \begin{pmatrix} 1 & 0 & 0 & 0 \\ 0 & 1 & 0 & 0 \\ 0 & 0 & 1 & 0 \\ 0 & -1 & 0 & 1 \end{pmatrix}, \quad E_3^{-1} = \begin{pmatrix} 1 & 0 & 0 & 0 \\ 0 & 1 & 0 & 0 \\ 0 & 0 & 1 & 0 \\ 0 & 0 & 1 & 1 \end{pmatrix}.$$

applying the inverses of the EROs to both sides of the equality  $U = E_3 E_2 E_1 M$  gives  $M = E_1^{-1} E_2^{-1} E_3^{-1} U$  or

$$\begin{pmatrix} 2 & 0 & -3 & 1 \\ 0 & 1 & 2 & 2 \\ -4 & 0 & 9 & 2 \\ 0 & -1 & 1 & -1 \end{pmatrix} = \begin{pmatrix} 1 & 0 & 0 & 0 \\ 0 & 1 & 0 & 0 \\ -2 & 0 & 1 & 0 \\ 0 & 0 & 0 & 1 \end{pmatrix} \begin{pmatrix} 1 & 0 & 0 & 0 \\ 0 & 1 & 0 & 0 \\ 0 & 0 & 1 & 0 \\ 0 & -1 & 0 & 1 \end{pmatrix} \begin{pmatrix} 1 & 0 & 0 & 0 \\ 0 & 1 & 2 & 2 \\ 0 & 0 & 3 & 4 \\ 0 & 0 & 0 & -3 \end{pmatrix}$$

$$= \begin{pmatrix} 1 & 0 & 0 & 0 \\ 0 & 1 & 0 & 0 \\ -2 & 0 & 1 & 0 \\ 0 & 0 & 0 & 1 \end{pmatrix} \begin{pmatrix} 1 & 0 & 0 & 0 \\ 0 & 1 & 0 & 0 \\ 0 & 0 & 1 & 0 \\ 0 & -1 & 1 & 1 \end{pmatrix} \begin{pmatrix} 2 & 0 & -3 & 1 \\ 0 & 1 & 2 & 2 \\ 0 & 0 & 3 & 4 \\ 0 & 0 & 0 & -3 \end{pmatrix}$$

$$= \begin{pmatrix} 1 & 0 & 0 & 0 \\ 0 & 1 & 0 & 0 \\ -2 & 0 & 1 & 0 \\ 0 & -1 & 1 & 1 \end{pmatrix} \begin{pmatrix} 2 & 0 & -3 & 1 \\ 0 & 1 & 2 & 2 \\ 0 & 0 & 3 & 4 \\ 0 & 0 & 0 & -3 \end{pmatrix}.$$

This is a lower triangular matrix times an upper triangular matrix.

What if we stop at a different point in elimination? We could multiply rows so that the entries in the diagonal are 1 next. Note that the EROs that do this are diagonal. This gives a slightly different factorization.

✓ Example 2.3.10: *LDU* factorization building from previous example

$$M = \begin{pmatrix} 2 & 0 & -3 & 1 \\ 0 & 1 & 2 & 2 \\ -4 & 0 & 9 & 2 \\ 0 & -1 & 1 & -1 \end{pmatrix} \xrightarrow{E_3 E_2 E_1} \begin{pmatrix} 2 & 0 & -3 & 1 \\ 0 & 1 & 2 & 2 \\ 0 & 0 & 3 & 4 \\ 0 & 0 & 0 & -3 \end{pmatrix} \xrightarrow{E_4} \begin{pmatrix} 1 & 0 & -\frac{3}{2} & \frac{1}{2} \\ 0 & 1 & 2 & 2 \\ 0 & 0 & 3 & 4 \\ 0 & 0 & 0 & -3 \end{pmatrix}$$

$$\xrightarrow{E_5} \begin{pmatrix} 1 & 0 & -\frac{3}{2} & \frac{1}{2} \\ 0 & 1 & 2 & 2 \\ 0 & 0 & 1 & \frac{4}{3} \\ 0 & 0 & 0 & -3 \end{pmatrix} \xrightarrow{E_6} \begin{pmatrix} 1 & 0 & -\frac{3}{2} & \frac{1}{2} \\ 0 & 1 & 2 & 2 \\ 0 & 0 & 1 & \frac{4}{3} \\ 0 & 0 & 0 & 1 \end{pmatrix} =: U$$

The corresponding elementary matrices are

$$E_4 = \begin{pmatrix} \frac{1}{2} & 0 & 0 & 0 \\ 0 & 1 & 0 & 0 \\ 0 & 0 & 1 & 0 \\ 0 & 0 & 0 & 1 \end{pmatrix}, \quad E_5 = \begin{pmatrix} 1 & 0 & 0 & 0 \\ 0 & 1 & 0 & 0 \\ 0 & 0 & \frac{1}{3} & 0 \\ 0 & 0 & 0 & 1 \end{pmatrix}, \quad E_6 = \begin{pmatrix} 1 & 0 & 0 & 0 \\ 0 & 1 & 0 & 0 \\ 0 & 0 & 1 & 0 \\ 0 & 0 & 0 & -\frac{1}{3} \end{pmatrix},$$

$$E_4^{-1} = \begin{pmatrix} 2 & 0 & 0 & 0 \\ 0 & 1 & 0 & 0 \\ 0 & 0 & 1 & 0 \\ 0 & 0 & 0 & 1 \end{pmatrix}, \quad E_5^{-1} = \begin{pmatrix} 1 & 0 & 0 & 0 \\ 0 & 1 & 0 & 0 \\ 0 & 0 & 3 & 0 \\ 0 & 0 & 0 & 1 \end{pmatrix}, \quad E_6^{-1} = \begin{pmatrix} 1 & 0 & 0 & 0 \\ 0 & 1 & 0 & 0 \\ 0 & 0 & 1 & 0 \\ 0 & 0 & 0 & -3 \end{pmatrix},$$

The equation  $U = E_6 E_5 E_4 E_3 E_2 E_1 M$  can be rearranged into

$$M = (E_1^{-1} E_2^{-1} E_3^{-1})(E_4^{-1} E_5^{-1} E_6^{-1})U. \quad (2.3.26)$$

We calculated the product of the first three factors in the previous example; it was named  $L$  there, and we will reuse that name here. The product of the next three factors is diagonal and we will name it  $D$ . The last factor we named  $U$  (the name means something different in this example than the last example.) The  $LDU$  factorization of our matrix is

$$\begin{pmatrix} 2 & 0 & -3 & 1 \\ 0 & 1 & 2 & 2 \\ -4 & 0 & 9 & 2 \\ 0 & -1 & 1 & -1 \end{pmatrix} = \begin{pmatrix} 1 & 0 & 0 & 0 \\ 0 & 1 & 0 & 0 \\ -2 & 0 & 1 & 0 \\ 0 & -1 & 1 & 1 \end{pmatrix} \begin{pmatrix} 2 & 0 & 0 & 0 \\ 0 & 1 & 0 & 0 \\ 0 & 0 & 3 & 0 \\ 0 & 0 & 1 & -3 \end{pmatrix} \begin{pmatrix} 1 & 0 & -\frac{3}{2} & \frac{1}{2} \\ 0 & 1 & 2 & 2 \\ 0 & 0 & 1 & \frac{4}{3} \\ 0 & 0 & 0 & 1 \end{pmatrix}$$

The  $LDU$  factorization of a matrix is a factorization into blocks of EROs of a various types:  $L$  is the product of the inverses of EROs which eliminate below the diagonal by row addition,  $D$  the product of inverses of EROs which set the diagonal elements to 1 by row multiplication, and  $U$  is the product of inverses of EROs which eliminate above the diagonal by row addition. You may notice that one of the three kinds of row operation is missing from this story. Row exchange may very well be necessary to obtain RREF. Indeed, so far in this chapter we have been working under the tacit assumption that  $M$  can be brought to the identity by just row multiplication and row addition. If row exchange is necessary, the resulting factorization is  $LDPU$  where  $P$  is the product of inverses of EROs that perform row exchange.

✓ Example 2.3.11:  $LDPU$  factorization, building from previous examples

$$M = \begin{pmatrix} 0 & 1 & 2 & 2 \\ 2 & 0 & -3 & 1 \\ -4 & 0 & 9 & 2 \\ 0 & -1 & 1 & -1 \end{pmatrix} \stackrel{E_7}{\sim} \begin{pmatrix} 0 & 1 & 2 & 2 \\ 2 & 0 & -3 & 1 \\ -4 & 0 & 9 & 2 \\ 0 & -1 & 1 & -1 \end{pmatrix} \stackrel{E_6 E_5 E_4 E_3 E_2 E_1}{\sim} L$$

$$E_7 = \begin{pmatrix} 0 & 1 & 0 & 0 \\ 1 & 0 & 0 & 0 \\ 0 & 0 & 1 & 0 \\ 0 & 0 & 0 & 1 \end{pmatrix} = E_7^{-1}$$

$$M = (E_1^{-1} E_2^{-1} E_3^{-1})(E_4^{-1} E_5^{-1} E_6^{-1})(E_7^{-1})U = LDPU$$

$$\begin{aligned}
 & \begin{pmatrix} 0 & 1 & 2 & 2 \\ 2 & 0 & -3 & 1 \\ -4 & 0 & 9 & 2 \\ 0 & -1 & 1 & -1 \end{pmatrix} \\
 = & \begin{pmatrix} 1 & 0 & 0 & 0 \\ 0 & 1 & 0 & 0 \\ -2 & 0 & 1 & 0 \\ 0 & -1 & 1 & 1 \end{pmatrix} \begin{pmatrix} 2 & 0 & 0 & 0 \\ 0 & 1 & 0 & 0 \\ 0 & 0 & 3 & 0 \\ 0 & 0 & 1 & -3 \end{pmatrix} \begin{pmatrix} 0 & 1 & 0 & 0 \\ 1 & 0 & 0 & 0 \\ 0 & 0 & 1 & 0 \\ 0 & 0 & 0 & 1 \end{pmatrix} \begin{pmatrix} 1 & 0 & \frac{-3}{2} & \frac{1}{2} \\ 0 & 1 & 2 & 2 \\ 0 & 0 & 1 & \frac{4}{3} \\ 0 & 0 & 0 & 1 \end{pmatrix}
 \end{aligned}$$

#### 2.3.4.1: Contributor

- [David Cherney](#), [Tom Denton](#), and [Andrew Waldron](#) (UC Davis)

This page titled [2.3: Elementary Row Operations](#) is shared under a [not declared](#) license and was authored, remixed, and/or curated by [David Cherney, Tom Denton, & Andrew Waldron](#).

## 2.4: Review Problems

1. While performing Gaussian elimination on these augmented matrices write the full system of equations describing the new rows in terms of the old rows above each equivalence symbol as in Example 20.

$$\left( \begin{array}{cc|c} 2 & 2 & 10 \\ 1 & 2 & 8 \end{array} \right), \left( \begin{array}{ccc|c} 1 & 1 & 0 & 5 \\ 1 & 1 & -1 & 11 \\ -1 & 1 & 1 & -5 \end{array} \right) \quad (2.4.1)$$

2. Solve the vector equation by applying ERO matrices to each side of the equation to perform elimination. Show each matrix explicitly as in Example 23.

$$\begin{pmatrix} 3 & 6 & 2 \\ -35 & 9 & 4 \\ 12 & 4 & 2 \\ 0 & & \end{pmatrix} \begin{pmatrix} x \\ y \\ z \end{pmatrix} = \begin{pmatrix} -3 \\ 1 \\ 0 \end{pmatrix}$$

3. Solve this vector equation by finding the inverse of the matrix through  $(M|I) \sim (I|M^{-1})$  and then applying  $M^{-1}$  to both sides of the equation.

$$\begin{pmatrix} 2 & 1 & 1 \\ 91 & 1 & 1 \\ 61 & 1 & 2 \\ 7 & & \end{pmatrix} \begin{pmatrix} x \\ y \\ z \end{pmatrix} = \begin{pmatrix} 9 \\ 6 \\ 7 \end{pmatrix}$$

4. Follow the method of Examples 28 and 29 to find the  $LU$  and  $LDU$  factorization of

$$\begin{pmatrix} 3 & 3 & 6 \\ 3 & 5 & 2 \\ 6 & 2 & 5 \end{pmatrix}$$

5. Multiple matrix equations with the same matrix can be solved simultaneously.

a) Solve both systems by performing elimination on just one augmented matrix.

$$\begin{pmatrix} 2 & -1 & -1 \\ -1 & 1 & 1 \\ 1 & -1 & 0 \end{pmatrix} \begin{pmatrix} x \\ y \\ z \end{pmatrix} = \begin{pmatrix} 0 \\ 1 \\ 0 \end{pmatrix}, \begin{pmatrix} 2 & -1 & -1 \\ -1 & 1 & 1 \\ 1 & -1 & 0 \end{pmatrix} \begin{pmatrix} a \\ b \\ c \end{pmatrix} = \begin{pmatrix} 2 \\ 1 \\ 1 \end{pmatrix}$$

b) What are the columns of  $M^{-1}$  in  $(M|I) \sim (I|M^{-1})$ ?

6. How can you convince your fellow students to never make this mistake?

$$\begin{pmatrix} 1 & 0 & 2 & | & 3 \\ 0 & 1 & 2 & | & 3 \\ 2 & 0 & 1 & | & 4 \end{pmatrix} \begin{array}{l} R'_1 = R_1 + R_2 \\ R'_2 = R_1 - R_2 \\ R'_3 = R_1 + 2R_2 \\ \sim \end{array} \begin{pmatrix} 1 & 1 & 4 & | & 6 \\ 1 & -1 & 0 & | & 0 \\ 1 & 2 & 6 & | & 9 \end{pmatrix}$$

7. Is  $LU$  factorization of a matrix unique? Justify your answer.

∞. If you randomly create a matrix by picking numbers out of the blue, it will probably be difficult to perform elimination or factorization; fractions and large numbers will probably be involved. To invent simple problems it is better to start with a simple answer:

- Start with any augmented matrix in RREF. Perform EROs to make most of the components non-zero. Write the result on a separate piece of paper and give it to your friend. Ask that friend to find RREF of the augmented matrix you gave them. Make sure they get the same augmented matrix you started with.
- Create an upper triangular matrix  $U$  and a lower triangular matrix  $L$  with only 1s on the diagonal. Give the result to a friend to factor into  $LU$  form.
- Do the same with an  $LDU$  factorization.

### 2.4.1: Contributor

- [David Cherney](#), [Tom Denton](#), and [Andrew Waldron](#) (UC Davis)

---

This page titled [2.4: Review Problems](#) is shared under a [not declared](#) license and was authored, remixed, and/or curated by [David Cherney](#), [Tom Denton](#), & [Andrew Waldron](#).

## 2.5: Solution Sets for Systems of Linear Equations

Algebra problems can have multiple solutions. For example  $x(x - 1) = 0$  has two solutions:  $0$  and  $1$ . By contrast, equations of the form  $Ax = b$  with  $A$  a linear operator have the following property.

If  $A$  is a linear operator and  $b$  is a known then  $Ax = b$  has either

- [1.] One solution
- [2.] No solutions
- [3.] Infinitely many solutions

### 2.5.1: The Geometry of Solution Sets: Hyperplanes

Consider the following algebra problems and their solutions

- [1.]  $6x = 12$ , one solution:  $2$
- [2a.]  $0x = 12$ , no solution
- [2b.]  $0x = 0$ , one solution for each number:  $x$

In each case the linear operator is a  $1 \times 1$  matrix. In the first case, the linear operator is invertible. In the other two cases it is not. In the first case, the solution set is a point on the number line, in the third case the solution set is the whole number line.

Lets examine similar situations with larger matrices.

- [1.]  $\begin{pmatrix} 6 & 0 \\ 0 & 2 \end{pmatrix} \begin{pmatrix} x \\ y \end{pmatrix} = \begin{pmatrix} 12 \\ 6 \end{pmatrix}$ , one solution:  $\begin{pmatrix} 2 \\ 3 \end{pmatrix}$
- [2b.]  $\begin{pmatrix} 1 & 3 \\ 0 & 0 \end{pmatrix} \begin{pmatrix} x \\ y \end{pmatrix} = \begin{pmatrix} 4 \\ 1 \end{pmatrix}$ , no solutions
- [2bi.]  $\begin{pmatrix} 1 & 3 \\ 0 & 0 \end{pmatrix} \begin{pmatrix} x \\ y \end{pmatrix} = \begin{pmatrix} 4 \\ 0 \end{pmatrix}$ , one solution for each number  $y$ :  $\begin{pmatrix} 4-3y \\ y \end{pmatrix}$
- [2bii.]  $\begin{pmatrix} 0 & 0 \\ 0 & 0 \end{pmatrix} \begin{pmatrix} x \\ y \end{pmatrix} = \begin{pmatrix} 0 \\ 0 \end{pmatrix}$ , one solution for each pair of numbers  $x, y$ :  $\begin{pmatrix} x \\ y \end{pmatrix}$

Again, in the first case the linear operator is invertible while in the other cases it is not. When the operator is not invertible the solution set can be empty, a line in the plane or the plane itself.

For a system of equations with  $r$  equations and  $k$  variables, one can have a number of different outcomes. For example, consider the case of  $r$  equations in three variables. Each of these equations is the equation of a plane in three-dimensional space. To find solutions to the system of equations, we look for the common intersection of the planes (if an intersection exists). Here we have five different possibilities:

- [1.] **Unique Solution.** The planes have a unique point of intersection.
- [2a.] **No solutions.** Some of the equations are contradictory, so no solutions exist.
- [2bi.] **Line.** The planes intersect in a common line; any point on that line then gives a solution to the system of equations.
- [2bii.] **Plane.** Perhaps you only had one equation to begin with, or else all of the equations coincide geometrically. In this case, you have a plane of solutions, with two free parameters.
- [2biii.] **All of  $\mathbb{R}^3$ .** If you start with no information, then any point in  $\mathbb{R}^3$  is a solution. There are three free parameters.

In general, for systems of equations with  $k$  unknowns, there are  $k + 2$  possible outcomes, corresponding to the possible numbers (i.e.  $0, 1, 2, \dots, k$ ) of free parameters in the solutions set plus the possibility of no solutions. These types of "solution sets" are "hyperplanes", generalizations of planes that behave like planes in  $\mathbb{R}^3$  in many ways.

## 2.5.2: Particular Solution + Homogeneous solutions

In the standard approach, variables corresponding to columns that do not contain a pivot (after going to reduced row echelon form) are *free*. We called them non-pivot variables. They index elements of the solutions set by acting as coefficients of vectors.

### ✓ Non-pivot columns determine terms of the solutions

Erroneous nesting of equation structures

where

$$X_0 = \begin{pmatrix} 1 \\ 1 \\ 0 \\ 0 \end{pmatrix}, Y_1 = \begin{pmatrix} -1 \\ 1 \\ 1 \\ 0 \end{pmatrix}, Y_2 = \begin{pmatrix} 1 \\ -1 \\ 0 \\ 1 \end{pmatrix} \quad (2.5.1)$$

Here  $X_0$  is called a particular solution while  $Y_1$  and  $Y_2$  are called homogeneous solutions.

## 2.5.3: Linearity and these parts

With the previous example in mind, lets say that the matrix equation  $MX = V$  has solution set  $\{X_0 + \mu_1 Y_1 + \mu_2 Y_2\} : \mu_1, \mu_2 \in \mathbb{R}$ . Recall that matrices are linear operators. Thus

$$M(X_0 + \mu_1 Y_1 + \mu_2 Y_2) = MX_0 + \mu_1 M Y_1 + \mu_2 M Y_2 = V \quad (2.5.2)$$

for *any*  $\mu_1, \mu_2 \in \mathbb{R}$ . Choosing  $\mu_1 = \mu_2 = 0$ , we obtain

$$MX_0 = V. \quad (2.5.3)$$

This is why  $X_0$  is an example of a *particular solution*.

Setting  $\mu_1 = 1, \mu_2 = 0$ , and using the particular solution  $MX_0 = V$ , we obtain

$$M Y_1 = 0. \quad (2.5.4)$$

Likewise, setting  $\mu_1 = 0, \mu_2 = 1$ , we obtain

$$M Y_2 = 0. \quad (2.5.5)$$

Here  $Y_1$  and  $Y_2$  are examples of what are called *homogeneous* solutions to the system. They *do not* solve the original equation  $MX = V$ , but instead its associated *homogeneous equation*  $MY = 0$ .

One of the fundamental lessons of linear algebra: the solution set to  $Ax = b$  with  $A$  a linear operator consists of a particular solution plus homogeneous solutions.

$$\text{general solution} = \text{particular solution} + \text{homogeneous solutions}. \quad (2.5.6)$$

### ✓ Example 2.5.1:

Consider the matrix equation of the previous example. It has solution set

$$S = \left\{ \begin{pmatrix} x_1 \\ x_2 \\ x_3 \\ x_4 \end{pmatrix} = \begin{pmatrix} 1 \\ 1 \\ 0 \\ 0 \end{pmatrix} + \mu_1 \begin{pmatrix} -1 \\ 1 \\ 1 \\ 0 \end{pmatrix} + \mu_2 \begin{pmatrix} 1 \\ -1 \\ 0 \\ 1 \end{pmatrix} \right\} \quad (2.5.7)$$

Then  $MX_0 = V$  says that  $\begin{pmatrix} x_1 \\ x_2 \\ x_3 \\ x_4 \end{pmatrix} = \begin{pmatrix} 1 \\ 1 \\ 0 \\ 0 \end{pmatrix}$  solves the original matrix equation, which is certainly true, but this is not the only solution.

$MY_1 = 0$  says that  $\begin{pmatrix} x_1 \\ x_2 \\ x_3 \\ x_4 \end{pmatrix} = \begin{pmatrix} -1 \\ 1 \\ 1 \\ 0 \end{pmatrix}$  solves the homogeneous equation.

$MY_2 = 0$  says that  $\begin{pmatrix} x_1 \\ x_2 \\ x_3 \\ x_4 \end{pmatrix} = \begin{pmatrix} 1 \\ -1 \\ 0 \\ 1 \end{pmatrix}$  solves the homogeneous equation.

Notice how adding any multiple of a homogeneous solution to the particular solution yields another particular solution

### 2.5.3.1: Contributor

- [David Cherney](#), [Tom Denton](#), and [Andrew Waldron](#) (UC Davis)

---

This page titled [2.5: Solution Sets for Systems of Linear Equations](#) is shared under a [not declared](#) license and was authored, remixed, and/or curated by [David Cherney, Tom Denton, & Andrew Waldron](#).

## 2.6: Review Problems

1. Write down examples of augmented matrices corresponding to each of the five types of solution sets for systems of equations with three unknowns.
2. Invent simple linear system that has multiple solutions. Use the standard approach for solving linear systems and a non-standard approach to obtain different descriptions of the solution set. Is the solution set different with different approaches?
3. Let

$$M = \begin{pmatrix} a_1^1 & a_2^1 & \cdots & a_k^1 \\ a_1^2 & a_2^2 & \cdots & a_k^2 \\ \vdots & \vdots & & \vdots \\ a_1^r & a_2^r & \cdots & a_k^r \end{pmatrix} \quad (2.6.1)$$

Note:  $x^2$  does not denote the square of  $x$ . Instead  $x^1, x^2, x^3$ , etc..., denote different variables; the superscript is an index. Although confusing at first, this notation was invented by Albert Einstein who noticed that quantities like  $a_1^2 x^1 + a_2^2 x^2 + \cdots + a_k^2 x^k =: \sum_{j=1}^k a_j^2 x^j$ , can be written unambiguously as  $a_j^2 x^j$ . This is called Einstein summation notation. The most important thing to remember is that the index  $j$  is a dummy variable, so that  $a_j^2 x^j$  is equivalent to  $a_i^2 x^i$ ; this is called “relabeling dummy indices”. When dealing with products of sums, you must remember to introduce a new dummy for each term; i.e.,  $a_i x^i b_i y^i = \sum_i a_i x^i b_i y^i$  does not equal  $a_i x^i b_j y^j = \sum_i a_i x^i \sum_j b_j y^j$ . Use Einstein summation notation to propose a rule for  $MX$  so that  $MX = 0$  is equivalent to the linear system

$$\begin{aligned} a_1^1 x^1 + a_2^1 x^2 + \cdots + a_k^1 x^k &= 0 \\ a_1^2 x^1 + a_2^2 x^2 + \cdots + a_k^2 x^k &= 0 \\ a_1^r x^1 + a_2^r x^2 + \cdots + a_k^r x^k &= 0 \end{aligned} \quad (2.6.2)$$

Show that your rule for multiplying a matrix by a vector obeys the linearity property.

4. The *standard basis vector*  $e_i$  is a column vector with a one in the  $i$ th row, and zeroes everywhere else. Using the rule for multiplying a matrix times a vector in problem 3, find a simple rule for multiplying  $Me_i$ , where  $M$  is the general matrix defined there.
5. If  $A$  is a non-linear operator, can the solutions to  $Ax = b$  still be written as “general solution = particular solution + homogeneous solutions”? Provide examples.
6. Find a system of equations whose solution set is the walls of a  $1 \times 1 \times 1$  cube. (Hint: You may need to restrict the ranges of the variables; could your equations be linear?)

### 2.6.1: Contributor

- David Cherney, Tom Denton, and Andrew Waldron (UC Davis)

This page titled 2.6: Review Problems is shared under a [not declared](#) license and was authored, remixed, and/or curated by [David Cherney, Tom Denton, & Andrew Waldron](#).

## CHAPTER OVERVIEW

### 3: The Simplex Method

In [Chapter 2](#), you learned how to handle systems of linear equations. However there are many situations in which inequalities appear instead of equalities. In such cases we are often interested in an optimal solution extremizing a particular quantity of interest. Questions like this are a focus of fields such as mathematical optimization and operations research. For the case where the functions involved are linear, these problems go under the title linear programming. Originally these ideas were driven by military applications, but by now are ubiquitous in science and industry. Gigantic computers are dedicated to implementing linear programming methods such as George Dantzig's simplex algorithm—the topic of this chapter.

[3.1: Pablo's Problem](#)

[3.2: Graphical Solutions](#)

[3.3: Dantzig's Algorithm](#)

[3.4: Pablo Meets Dantzig](#)

[3.5: Review Problems](#)

#### 3.1: Contributor

- [David Cherney](#), [Tom Denton](#), and [Andrew Waldron](#) (UC Davis)

---


This page titled [3: The Simplex Method](#) is shared under a [not declared](#) license and was authored, remixed, and/or curated by [David Cherney](#), [Tom Denton](#), & [Andrew Waldron](#).

### 3.1: Pablo's Problem

Let us begin with an example. Consider again Pablo the nutritionist of [problem 5, chapter 1](#). The Conundrum City school board has employed Pablo to design their school lunch program. Unfortunately for Pablo, their requirements are rather tricky:

#### ✓ Example 3.1.1: Pablo's Problem

The Conundrum City school board is heavily influenced by the local fruit grower's association. They have stipulated that children eat at least 7 oranges and 5 apples per week. Parents and teachers have agreed that eating at least 15 pieces of fruit per week is a good thing, but school janitors argue that too much fruit makes a terrible mess, so that children should eat no more than 25 pieces of fruit per week



Finally Pablo knows that oranges have twice as much sugar as apples and that apples have 5 grams of sugar each. Too much sugar is unhealthy, so Pablo wants to keep the children's sugar intake as low as possible. How many oranges and apples should Pablo suggest that the school board put on the menu?

This is a rather gnarly word problem. Our first step is to restate it as mathematics, stripping away all the extraneous information:

#### ✓ Example 3.1.2: Pablo's problem restated

Let  $x$  be the number of apples and  $y$  be the number of oranges. These must obey

$$x \geq 5 \quad \text{and} \quad y \geq 7, \tag{3.1.1}$$

to fulfill the school board's politically motivated wishes. The teacher's and parent's fruit requirement means that

$$x + y \geq 15, \tag{3.1.2}$$

but to keep the canteen tidy

$$x + y \leq 25. \tag{3.1.3}$$

Now let

$$s = 5x + 10y. \tag{3.1.4}$$

This linear function of  $(x, y)$  represents the grams of sugar in  $x$  apples and  $y$  oranges. The problem is asking us to minimize  $s$  subject to the four linear inequalities listed above.

### 3.1.1: Contributor

- [David Cherney](#), [Tom Denton](#), and [Andrew Waldron](#) (UC Davis)

---

This page titled [3.1: Pablo's Problem](#) is shared under a [not declared](#) license and was authored, remixed, and/or curated by [David Cherney](#), [Tom Denton](#), & [Andrew Waldron](#).

## 3.2: Graphical Solutions

Before giving a more general algorithm for handling this problem and problems like it, we note that when the number of variables is small (preferably 2), a graphical technique can be used.

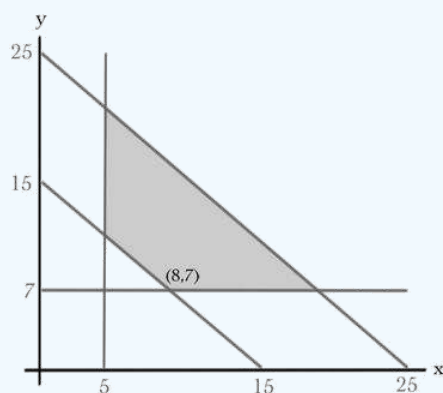
Inequalities, such as the four given in Pablo's problem, are often called *constraints*, and values of the variables that satisfy these constraints comprise the so-called *feasible region*. Since there are only two variables, this is easy to plot:

### ✓ Example 3.2.1: Constraints and feasible region

Pablo's constraints are

$$\begin{aligned}x &\geq 5 \\y &\geq 7 \\15 &\leq x + y \leq 25.\end{aligned}$$

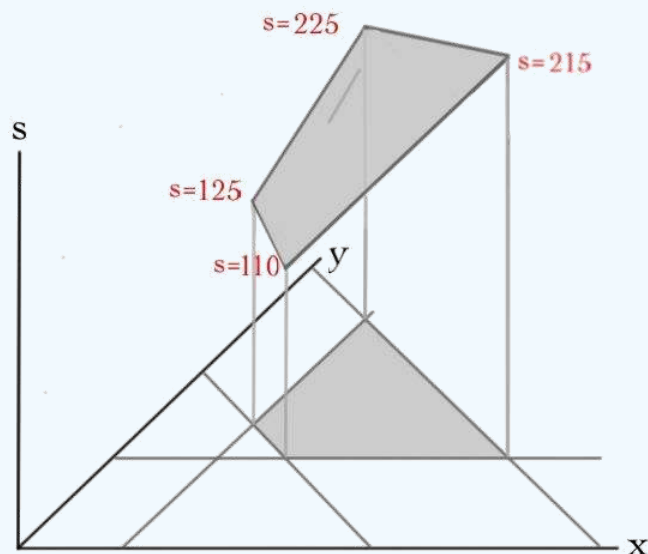
Plotted in the  $(x, y)$  plane, this gives:



You might be able to see the solution to Pablo's problem already. Oranges are very sugary, so they should be kept low, thus  $y = 7$ . Also, the less fruit the better, so the answer had better lie on the line  $x + y = 15$ . Hence, the answer must be at the vertex  $(8, 7)$ . Actually this is a general feature of linear programming problems, the optimal answer must lie at a vertex of the feasible region. Rather than prove this, let's look at a plot of the linear function  $s(x, y) = 5x + 10y$ .

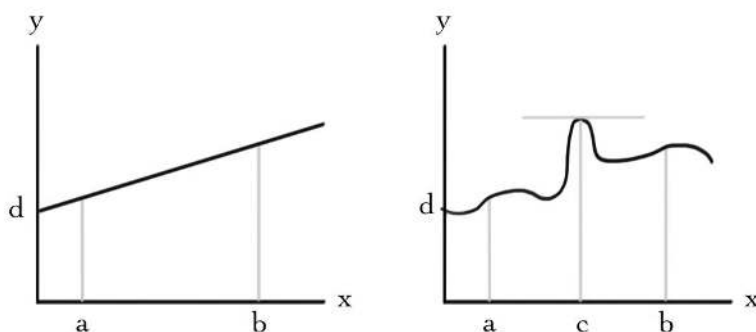
### ✓ Example 3.2.2: The sugar function

Plotting the sugar function requires three dimensions:



The plot of a linear function of two variables is a plane through the origin. Restricting the variables to the feasible region gives some lamina in 3-space. Since the function we want to optimize is linear (and assumedly non-zero), if we pick a point in the middle of this lamina, we can always increase/decrease the function by moving out to an edge and, in turn, along that edge to a corner. Applying this to the above picture, we see that Pablo's best option is 110 grams of sugar a week, in the form of 8 apples and 7 oranges.

It is worthwhile to contrast the optimization problem for a linear function with the non-linear case you may have seen in calculus courses:



Here we have plotted the curve  $f(x) = d$  in the case where the function  $f$  is linear and non-linear. To optimize  $f$  in the interval  $[a, b]$ , for the linear case we just need to compute and compare the values  $f(a)$  and  $f(b)$ . In contrast, for non-linear functions it is necessary to also compute the derivative  $\frac{df}{dx}$  to study whether there are extrema *inside* the interval.

### 3.2.1: Contributor

- David Cherney, Tom Denton, and Andrew Waldron (UC Davis)

This page titled 3.2: Graphical Solutions is shared under a [not declared](#) license and was authored, remixed, and/or curated by David Cherney, Tom Denton, & Andrew Waldron.

### 3.3: Dantzig's Algorithm

In simple situations a graphical method might suffice, but in many applications there may be thousands or even millions of variables and constraints. Clearly an algorithm that can be implemented on a computer is needed. The simplex algorithm (usually attributed to George Dantzig) provides exactly that. It begins with a standard problem:

#### ? Problem 3.3.1:

Maximize  $f(x_1, \dots, x_n)$  where  $f$  is linear,  $x_i \geq 0$  ( $i = 1, \dots, n$ ) subject to

$$Mx = v, \quad x := \begin{pmatrix} x_1 \\ \vdots \\ x_n \end{pmatrix}, \quad (3.3.1)$$

where the  $m \times n$  matrix  $M$  and  $m \times 1$  column vector  $v$  are given.

This is solved by arranging the information in an augmented matrix and then applying EROs. To see how this works lets try an example.

#### ✓ Example 3.3.2:

Maximize  $f(x, y, z, w) = 3x - 3y - z + 4w$  subject to constraints

$$\begin{aligned} c_1 &:= x + y + z + w = 5 \\ c_2 &:= x + 2y + 3z + 2w = 6, \end{aligned}$$

where  $x \geq 0, y \geq 0, z \geq 0$  and  $w \geq 0$ .

#### Solution

The key observation is this: Suppose we are trying to maximize  $f(x_1, \dots, x_n)$  subject to a constraint  $c(x_1, \dots, x_n) = k$  for some constant  $k$  ( $c$  and  $k$  would be the entries of  $Mx$  and  $v$ , respectively, in the above). Then we can also try to maximize

$$f(x_1, \dots, x_n) + \alpha c(x_1, \dots, x_n) \quad (3.3.2)$$

because this is only a constant shift  $f \rightarrow f + \alpha k$ . Choosing  $\alpha$  carefully can lead to a simple form for the function we are extremizing.

#### ✓ Example 3.3.3: Setting up an augmented matrix

Since we are interested in the optimum value of  $f$ , we treat it as an additional variable and add one further equation

$$-3x + 3y + z - 4w + f = 0. \quad (3.3.3)$$

We arrange this equation and the two constraints in an augmented matrix

$$\left( \begin{array}{cccc|c} 1 & 1 & 1 & 1 & 5 \\ 1 & 2 & 3 & 2 & 6 \\ -3 & 3 & 1 & -4 & 0 \end{array} \right) \Leftrightarrow \begin{cases} c_1 = 5 \\ c_2 = 6 \\ f = 3x - 3y - z + 4w \end{cases}. \quad (3.3.4)$$

Keep in mind that the first four columns correspond to the positive variables  $(x, y, z, w)$  and that the last row has the information of the function  $f$ .

Now the system is written as an augmented matrix where the last row encodes the objective function and the other rows the constraints. Clearly we can perform row operations on the constraint rows since this will not change the solutions to the constraints. Moreover, we can add any amount of the constraint rows to the last row, since this just amounts to adding a constant to the function we want to extremize.

### ✓ Example 3.3.4: Performing EROs

We scan the last row, and notice the (most negative) coefficient  $-4$ . Naively you might think that this is good because this multiplies the positive variable  $w$  and only helps the objective function  $f = 4w + \dots$ . However, what this actually means is that the variable  $w$  will be large but determined by the constraints. Therefore we want to remove it from the objective function. We can zero out this entry by performing a row operation. For that, either of the first two rows could be used. To decide which, we remember that we still have to solve the constraints for variables that are positive. Hence we should try to keep the first two entries in the last column positive. Hence we choose the row which will add the smallest constant to  $f$  when we zero out the  $-4$ : Look at the last column (where the values of the constraints are stored). We see that adding four times the first row to the last row would zero out the  $-4$  entry but add  $20$  to  $f$ , while adding two times the second row to the last row would also zero out the  $-4$  but only add  $12$  to  $f$ . (You can follow this by watching what happens to the last entry in the last row.) So we perform the latter row operation and obtain the following:

$$\left( \begin{array}{cccc|c} 1 & 1 & 1 & 1 & 0 & 5 \\ 1 & 2 & 3 & 2 & 0 & 6 \\ -1 & 7 & 7 & 0 & 1 & 12 \end{array} \right) \quad \left| \quad \begin{array}{l} c_1 = 5 \\ c_2 = 6 \\ f + 2c_2 = 12 + x - 7y - 7z. \end{array} \right. \quad (3.3.5)$$

We do not want to undo any of our good work when we perform further row operations, so now we use the second row to zero out all other entries in the fourth column. This is achieved by subtracting half the second row from the first:

$$\left( \begin{array}{cccc|c} \frac{1}{2} & 0 & -\frac{1}{2} & 0 & 0 & 2 \\ 1 & 2 & 3 & 2 & 0 & 6 \\ -1 & 7 & 7 & 0 & 1 & 12 \end{array} \right) \quad \left| \quad \begin{array}{l} c_1 - \frac{1}{2}c_2 = 2 \\ c_2 = 6 \\ f + 2c_2 = 12 + x - 7y - 7z. \end{array} \right. \quad (3.3.6)$$

Precisely because we chose the second row to perform our row operations, all entries in the last column remain positive. This allows us to continue the algorithm.

We now repeat the above procedure: There is a  $-1$  in the first column of the last row. We want to zero it out while adding as little to

$f$  as possible. This is achieved by adding twice the first row to the last row:

\$\$\$

Extra \left or missing \right

\right)

\quad\quad &\quad\quad

$$\begin{array}{l} c_1 - \frac{1}{2}c_2 = 2 \\ c_2 = 6 \\ f + 2c_2 + 2(c_1 - \frac{1}{2}c_2) = 16 - 7y - 6z. \end{array} \quad (3.3.7)$$

\end{array}

\]

The Dantzig algorithm terminates if all the coefficients in the last row (save perhaps for the last entry which encodes the value of the objective) are positive. To see why we are done, let's write out what our row operations have done in terms of the function  $f$  and the constraints  $(c_1, c_2)$ . First we have

$$f + 2c_2 + 2(c_1 - \frac{1}{2}c_2) = 16 - 7y - 6z \quad (3.3.8)$$

with both  $y$  and  $z$  positive. Hence to maximize  $f$  we should choose  $y = 0 = z$ . In which case we obtain our optimum value

$$f = 16. \quad (3.3.9)$$

Finally, we check that the constraints can be solved with  $y = 0 = z$  and positive  $(x, w)$ . Indeed, they can by taking  $x = 2 = w$

### 3.3.1: Contributor

- [David Cherney](#), [Tom Denton](#), and [Andrew Waldron](#) (UC Davis)

---

This page titled [3.3: Dantzig's Algorithm](#) is shared under a [not declared](#) license and was authored, remixed, and/or curated by [David Cherney, Tom Denton, & Andrew Waldron](#).

### 3.4: Pablo Meets Dantzig

Oftentimes, it takes a few tricks to bring a given problem into the standard form of [example 38](#). In Pablo's case, this goes as follows.

#### ✓ Example 3.4.1:

Pablo's variables  $x$  and  $y$  do not obey  $x_i \geq 0$ . Therefore define new variables

$$x_1 = x - 5, \quad x_2 = y - 7. \quad (3.4.1)$$

The conditions on the fruit  $15 \leq x + y \leq 25$  are inequalities,

$$\sqrt{x_1 + x_2 \geq 3}, \quad \sqrt{x_1 + x_2 \leq 13}, \quad \sqrt{\$}$$

so are not of the form  $Mx = v$ . To achieve this we introduce two new positive variables  $x_3 \geq 0, x_4 \geq 4$  and write

$$c_1 := x_1 + x_2 - x_3 = 3, \quad c_2 := x_1 + x_2 + x_4 = 13. \quad (3.4.2)$$

These are called *slack variables* because they take up the "slack" required to convert inequality to equality. This pair of equations can now be written as  $Mx = v$ ,

$$\begin{pmatrix} 1 & 1 & -1 & 0 \\ 1 & 1 & 0 & 1 \end{pmatrix} \begin{pmatrix} x_1 \\ x_2 \\ x_3 \\ x_4 \end{pmatrix} = \begin{pmatrix} 3 \\ 13 \end{pmatrix}. \quad (3.4.3)$$

Finally, Pablo wants to minimize sugar  $s = 5x + 10y$ , but the standard problem maximizes  $f$ . Thus the so-called *objective function*  $f = -s + 95 = -5x_1 - 10x_2$ . (Notice that it makes no difference whether we maximize  $-s$  or  $-s + 95$ , we choose the latter since it is a linear function of  $(x_1, x_2)$ .) Now we can build an augmented matrix whose last row reflects the objective function equation  $5x_1 + 10x_2 + f = 0$ :

$$\left( \begin{array}{cccc|c} 1 & 1 & -1 & 0 & 3 \\ 1 & 1 & 0 & 1 & 13 \\ \hline 5 & 10 & 0 & 0 & 0 \end{array} \right). \quad (3.4.4)$$

Here it seems that the simplex algorithm already terminates because the last row only has positive coefficients, so that setting  $x_1 = 0 = x_2$  would be optimal. However, this does not solve the constraints (for positive values of the slack variables  $x_3$  and  $x_4$ ). Thus one more (very dirty) trick is needed. We add two more, positive, (so-called) *artificial variables*  $x_5$  and  $x_6$  to the problem which we use to shift each constraint

$$c_1 \rightarrow c_1 - x_5, \quad c_2 \rightarrow c_2 - x_6. \quad (3.4.5)$$

The idea being that for large positive  $\alpha$ , the modified objective function

$$f - \alpha x_5 - \alpha x_6 \quad (3.4.6)$$

is only maximal when the artificial variables vanish so the underlying problem is unchanged. Lets take  $\alpha = 10$  (our solution will not depend on this choice) so that our augmented matrix reads

$$R_5 = R_3 - 10R_1 - 10R_2 \quad \left( \begin{array}{cccccc|c} 1 & 1 & -1 & 0 & 1 & 0 & 0 & 3 \\ 1 & 1 & 0 & 1 & 0 & 1 & 0 & 13 \\ \hline 5 & 10 & 0 & 0 & 10 & 10 & 1 & 0 \\ \hline 1 & 1 & -1 & 0 & 1 & 0 & 0 & 3 \\ 1 & 1 & 0 & 1 & 0 & 1 & 0 & 13 \\ -15 & -10 & 10 & -10 & 0 & 0 & 1 & -160 \end{array} \right).$$

Here we performed one row operation to zero out the coefficients of the artificial variables. Now we are ready to run the simplex algorithm exactly as in [section 3.3](#). The first row operation uses the 1 in the top of the first column to zero out the most negative entry in the last row:

$$\begin{array}{l}
 \left( \begin{array}{cccc|ccc} 1 & 1 & -1 & 0 & 1 & 0 & 0 & 3 \\ 1 & 1 & 0 & 1 & 0 & 1 & 0 & 13 \\ \hline 0 & 5 & -5 & -10 & 15 & 0 & 1 & -115 \end{array} \right) \\
 R'_2 = R_2 - R_1 \\
 \left( \begin{array}{cccc|ccc} 1 & 1 & 1 & 0 & 1 & 0 & 0 & 3 \\ 0 & 0 & 1 & 1 & -1 & 1 & 0 & 10 \\ \hline 0 & 5 & -5 & -10 & 15 & 0 & 1 & -115 \end{array} \right) \\
 R'_3 = R_3 + 10R_2 \\
 \left( \begin{array}{cccc|ccc} 1 & 1 & 1 & 0 & 1 & 0 & 0 & 3 \\ 0 & 0 & 1 & 1 & -1 & 1 & 0 & 10 \\ \hline 0 & 5 & 5 & 0 & 5 & 10 & 1 & -15 \end{array} \right) .
 \end{array}$$

Now the variables ( $x_2, x_3, x_5, x_6$ ) have zero coefficients so must be set to zero to maximize  $f$ . The optimum value is  $f = -15$  so  $s = -f - 95 = 110$  exactly as before. Finally, to solve the constraints  $x_1 = 3$  and  $x_4 = 10$  so that  $x = 8$  and  $y = 7$  which also agrees with our previous result.

Clearly, performed by hand, the simplex algorithm was slow and complex for Pablo's problem. However, the key point is that it is an algorithm that can be fed to a computer. For problems with many variables, this method is much faster than simply checking all vertices as we did in [section 3.2](#).

### 3.4.1: Contributor

- [David Cherney](#), [Tom Denton](#), and [Andrew Waldron](#) (UC Davis)

---

This page titled [3.4: Pablo Meets Dantzig](#) is shared under a [not declared](#) license and was authored, remixed, and/or curated by [David Cherney](#), [Tom Denton](#), & [Andrew Waldron](#).

## 3.5: Review Problems

---

1. Maximize  $f(x, y) = 2x + 3y$  subject to the constraints

$$x \geq 0, \quad y \geq 0, \quad x + 2y \leq 2, \quad 2x + y \leq 2, \quad (3.5.1)$$

by

- sketching the region in the  $xy$ -plane defined by the constraints and then checking the values of  $f$  at its corners; and,
- the simplex algorithm (*Hint*: introduce slack variables).

### Contributor

- David Cherney, Tom Denton, and Andrew Waldron (UC Davis)

---

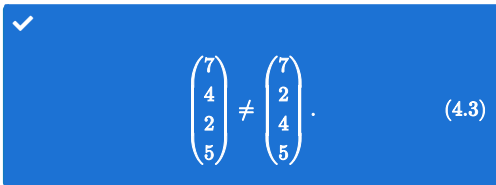
This page titled [3.5: Review Problems](#) is shared under a [not declared](#) license and was authored, remixed, and/or curated by [David Cherney, Tom Denton, & Andrew Waldron](#).

## 4: Vectors in Space, n-Vectors

To continue our linear algebra journey, we must discuss  $n$ -vectors with an arbitrarily large number of components. The simplest way to think about these is as ordered lists of numbers,

$$\mathbf{a} = \begin{pmatrix} a^1 \\ \vdots \\ a^n \end{pmatrix}. \quad (4.2)$$

*Do not be confused by our use of a superscript to label components of a vector. Here  $a^2$  denotes the second component of the vector  $\mathbf{a}$ , rather than the number  $a$  squared!* We emphasize that order matters:


$$\begin{pmatrix} 7 \\ 4 \\ 2 \\ 5 \end{pmatrix} \neq \begin{pmatrix} 7 \\ 2 \\ 4 \\ 5 \end{pmatrix}. \quad (4.3)$$

### 4.1: Contributor

- [David Cherney](#), [Tom Denton](#), and [Andrew Waldron](#) (UC Davis)

This page titled [4: Vectors in Space, n-Vectors](#) is shared under a [not declared](#) license and was authored, remixed, and/or curated by [David Cherney, Tom Denton, & Andrew Waldron](#).

## 4.1: Addition and Scalar Multiplication in $\mathbb{R}^n$

Let

$$a = \begin{pmatrix} a^1 \\ \vdots \\ a^n \end{pmatrix} \quad (4.1.2)$$

and

$$b = \begin{pmatrix} b^1 \\ \vdots \\ b^n \end{pmatrix} \quad (4.1.3)$$

then their *sum* is

$$a + b := \begin{pmatrix} a^1 + b^1 \\ \vdots \\ a^n + b^n \end{pmatrix}. \quad (4.1.4)$$

Given a scalar  $\lambda$ , the *scalar multiple*

$$\lambda a := \begin{pmatrix} \lambda a^1 \\ \vdots \\ \lambda a^n \end{pmatrix} \quad (4.1.5)$$



$$a + b = \begin{pmatrix} 5 \\ 5 \\ 5 \\ 5 \end{pmatrix} \text{ and } 3a - 2b = \begin{pmatrix} -5 \\ 0 \\ 5 \\ 10 \end{pmatrix}. \quad (4.1.6)$$

$$0 = \begin{pmatrix} 0 \\ \vdots \\ 0 \end{pmatrix}. \quad (4.1.7)$$

In Euclidean geometry—the study of  $\mathbb{R}^n$  with lengths and angles defined as in [section 4.3](#)— $n$ -vectors are used to label points  $P$  and the zero vector labels the origin  $O$ . In this sense, the zero vector is the only one with zero magnitude, and the only one which points in no particular direction.

### Contributor

- [David Cherney](#), [Tom Denton](#), and [Andrew Waldron](#) (UC Davis)

Template:HideTOC

This page titled [4.1: Addition and Scalar Multiplication in  \$\mathbb{R}^n\$](#)  is shared under a [not declared](#) license and was authored, remixed, and/or curated by [David Cherney, Tom Denton, & Andrew Waldron](#).

## 4.2: Hyperplanes

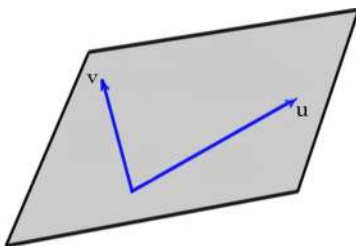
Vectors in  $\mathbb{R}^n$  can be hard to visualize. However, familiar objects like lines and planes still make sense: The line  $L$  along the direction defined by a vector  $v$  and through a point  $P$  labeled by a vector  $u$  can be written as

$$L = \{u + tv | t \in \mathbb{R}\}. \quad (4.2.4)$$

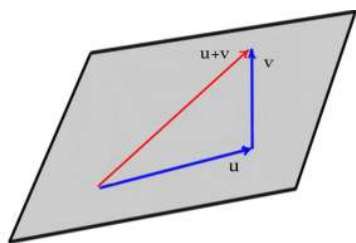
Sometimes, since we know that a point  $P$  corresponds to a vector, we will be lazy and just write  $L = \{P + tv | t \in \mathbb{R}\}$ .

✓  $\left\{ \begin{pmatrix} 1 \\ 2 \\ 3 \\ 4 \end{pmatrix} + t \begin{pmatrix} 1 \\ 0 \\ 0 \\ 0 \end{pmatrix} \mid t \in \mathbb{R} \right\}$  describes a line in  $\mathbb{R}^4$  parallel to the  $x_1$ -axis.

Given two non-zero vectors  $u, v$ , they will *usually* determine a plane,



unless both vectors are in the same line, in which case, one of the vectors is a scalar multiple of the other. The sum of  $u$  and  $v$  corresponds to laying the two vectors head-to-tail and drawing the connecting vector. If  $u$  and  $v$  determine a plane, then their sum lies in the plane determined by  $u$  and  $v$ .



The plane determined by two vectors  $u$  and  $v$  can be written as

$$\{P + su + tv | s, t \in \mathbb{R}\}. \quad (4.2.5)$$

✓ \left\{

$$\begin{pmatrix} 3 \\ 1 \\ 4 \\ 1 \\ 5 \\ 9 \end{pmatrix} \quad (4.2.6)$$

+ s

$$\begin{pmatrix} 1 \\ 0 \\ 0 \\ 0 \\ 0 \\ 0 \end{pmatrix} \quad (4.2.7)$$

+ t

$$\begin{pmatrix} 0 \\ 1 \\ 0 \\ 0 \\ 0 \\ 0 \end{pmatrix} \quad (4.2.8)$$

$\middle\uparrow s, t \in \mathbb{R}$  describes a plane in 6-dimensional space parallel to the  $xy$ -plane.

We can generalize the notion of a plane with the following recursive definition. (That is, infinitely many things are defined in the following line.)

#### Definition

A set of  $k$  vectors  $v_1, \dots, v_k$  in  $\mathbb{R}^n$  with  $k \leq n$  determines a  $k$ -dimensional *hyperplane*, unless any of the vectors  $v_i$  lives in the same hyperplane determined by the other vectors. If the vectors do determine a  $k$ -dimensional hyperplane, then any point in the hyperplane can be written as:

$$\left\{ P + \sum_{i=1}^k \lambda_i v_i \mid \lambda_i \in \mathbb{R} \right\} \quad (4.2.9)$$

When the dimension  $k$  is not specified, one usually assumes that  $k = n - 1$  for a hyperplane inside  $\mathbb{R}^n$ .

#### Contributor

- [David Cherney](#), [Tom Denton](#), and [Andrew Waldron](#) (UC Davis)

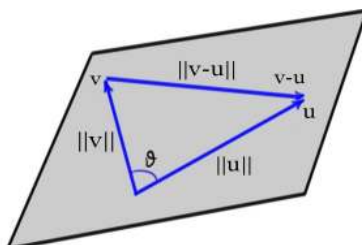
This page titled [4.2: Hyperplanes](#) is shared under a [not declared](#) license and was authored, remixed, and/or curated by [David Cherney](#), [Tom Denton](#), & [Andrew Waldron](#).

## 4.3: Directions and Magnitudes

Consider the *Euclidean length* of a vector:

$$\|v\| := \sqrt{(v^1)^2 + (v^2)^2 + \dots + (v^n)^2} = \sqrt{\sum_{i=1}^n (v^i)^2}. \quad (4.3.1)$$

Using the [Law of Cosines](#), we can then figure out the angle between two vectors. Given two vectors  $v$  and  $u$  that *span* a plane in  $\mathbb{R}^n$ , we can then connect the ends of  $v$  and  $u$  with the vector  $v - u$ .



Then the [Law of Cosines](#) states that:

$$\|v - u\|^2 = \|u\|^2 + \|v\|^2 - 2\|u\| \|v\| \cos \theta \quad (4.3.2)$$

Then isolate  $\cos \theta$ :

$$\begin{aligned} \|v - u\|^2 - \|u\|^2 - \|v\|^2 &= (v^1 - u^1)^2 + \dots + (v^n - u^n)^2 \\ &\quad - ((u^1)^2 + \dots + (u^n)^2) \\ &\quad - ((v^1)^2 + \dots + (v^n)^2) \\ &= -2u^1v^1 - \dots - 2u^nv^n \end{aligned}$$

Thus,

$$\|u\| \|v\| \cos \theta = u^1v^1 + \dots + u^nv^n. \quad (4.3.3)$$

Note that in the above discussion, we have assumed (correctly) that Euclidean lengths in  $\mathbb{R}^n$  give the usual notion of lengths of vectors for any plane in  $\mathbb{R}^n$ . This now motivates the definition of the dot product.

### Definition

The *dot product* of two vectors  $u = \begin{pmatrix} u^1 \\ \vdots \\ u^n \end{pmatrix}$  and  $v = \begin{pmatrix} v^1 \\ \vdots \\ v^n \end{pmatrix}$  is


$$u \cdot v := u^1v^1 + \dots + u^nv^n. \quad (4.3.4)$$

The *length* or *norm* or *magnitude* of a vector is

$$\|v\| := \sqrt{v \cdot v}. \quad (4.3.5)$$

The *angle*  $\theta$  between two vectors is determined by the formula

$$u \cdot v = \|u\| \|v\| \cos \theta. \quad (4.3.6)$$

 When the dot product between two vectors vanishes, we say that they are perpendicular or *orthogonal*. Notice that the zero vector is orthogonal to every vector.

The dot product has some important properties:

1. The dot product is *symmetric*, so

$$\mathbf{u} \cdot \mathbf{v} = \mathbf{v} \cdot \mathbf{u}, \quad (4.3.7)$$

2. *Distributive* so

$$\mathbf{u} \cdot (\mathbf{v} + \mathbf{w}) = \mathbf{u} \cdot \mathbf{v} + \mathbf{u} \cdot \mathbf{w}, \quad (4.3.8)$$

3. *Bilinear*, which is to say, linear in both  $\mathbf{u}$  and  $\mathbf{v}$ . Thus

$$\mathbf{u} \cdot (c\mathbf{v} + d\mathbf{w}) = c\mathbf{u} \cdot \mathbf{v} + d\mathbf{u} \cdot \mathbf{w}, \quad (4.3.9)$$

and

$$(c\mathbf{u} + d\mathbf{w}) \cdot \mathbf{v} = c\mathbf{u} \cdot \mathbf{v} + d\mathbf{w} \cdot \mathbf{v}. \quad (4.3.10)$$

4. *Positive Definite*:

$$\mathbf{u} \cdot \mathbf{u} \geq 0, \quad (4.3.11)$$

and  $\mathbf{u} \cdot \mathbf{u} = 0$  only when  $\mathbf{u}$  itself is the  $\mathbf{0}$ -vector.

There are, in fact, many different useful ways to define lengths of vectors. Notice in the definition above that we first defined the dot product, and then defined everything else in terms of the dot product. So if we change our idea of the dot product, we change our notion of length and angle as well. The dot product determines the *Euclidean length and angle* between two vectors.

Other definitions of length and angle arise from *inner products*, which have all of the properties listed above (except that in some contexts the positive definite requirement is relaxed). Instead of writing  $\cdot$  for other inner products, we usually write  $\langle \mathbf{u}, \mathbf{v} \rangle$  to avoid confusion.

✓ As a result, the "squared-length" of a vector with coordinates  $x, y, z$  and  $t$  is  $\|\mathbf{v}\|^2 = x^2 + y^2 + z^2 - t^2$ . Notice that it is possible for  $\|\mathbf{v}\|^2 \leq 0$  even with non-vanishing  $\mathbf{v}$ !

#### Theorem Cauchy-Schwarz Inequality

For non-zero vectors  $\mathbf{u}$  and  $\mathbf{v}$  with an inner-product  $\langle \cdot, \cdot \rangle$ ,

$$\frac{|\langle \mathbf{u}, \mathbf{v} \rangle|}{\|\mathbf{u}\| \|\mathbf{v}\|} \leq 1 \quad (4.3.12)$$

You should carefully check for yourself exactly which properties of an inner product were used to write down the above inequality!

Next, a tiny calculus computation shows that any quadratic  $a\alpha^2 + 2b\alpha + c$  takes its minimal value  $c - \frac{b^2}{a}$  when  $\alpha = -\frac{b}{a}$ . Applying this to the above quadratic gives

$$0 \leq \langle \mathbf{u}, \mathbf{u} \rangle - \frac{\langle \mathbf{u}, \mathbf{v} \rangle^2}{\langle \mathbf{v}, \mathbf{v} \rangle}. \quad (4.3.13)$$

Now it is easy to rearrange this inequality to reach the *Cauchy--Schwarz* one above.

#### Theorem Triangle Inequality

Given vectors  $\mathbf{u}$  and  $\mathbf{v}$ , we have:

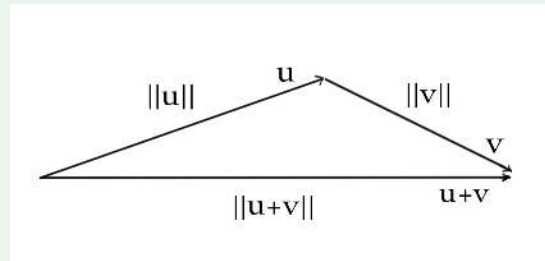
$$\|\mathbf{u} + \mathbf{v}\| \leq \|\mathbf{u}\| + \|\mathbf{v}\| \quad (4.3.14)$$

### Proof

$$\begin{aligned} \|\mathbf{u} + \mathbf{v}\|^2 &= (\mathbf{u} + \mathbf{v}) \cdot (\mathbf{u} + \mathbf{v}) \\ &= \mathbf{u} \cdot \mathbf{u} + 2\mathbf{u} \cdot \mathbf{v} + \mathbf{v} \cdot \mathbf{v} \\ &= \|\mathbf{u}\|^2 + \|\mathbf{v}\|^2 + 2\|\mathbf{u}\|\|\mathbf{v}\|\cos\theta \\ &= (\|\mathbf{u}\| + \|\mathbf{v}\|)^2 + 2\|\mathbf{u}\|\|\mathbf{v}\|(\cos\theta - 1) \\ &\leq (\|\mathbf{u}\| + \|\mathbf{v}\|)^2 \end{aligned}$$

Then the square of the left-hand side of the triangle inequality is  $\leq$  the right-hand side, and both sides are positive, so the result is true.

The triangle inequality is also "self-evident" examining a sketch of  $\mathbf{u}$ ,  $\mathbf{v}$  and  $\mathbf{u} + \mathbf{v}$ :



✓ Notice also that  $a \cdot b = 1.4 + 2.3 + 3.2 + 4.1 = 20 < \sqrt{30} \cdot \sqrt{30} = 30 = \|a\| \|b\|$  in accordance with the Cauchy-Schwarz inequality.

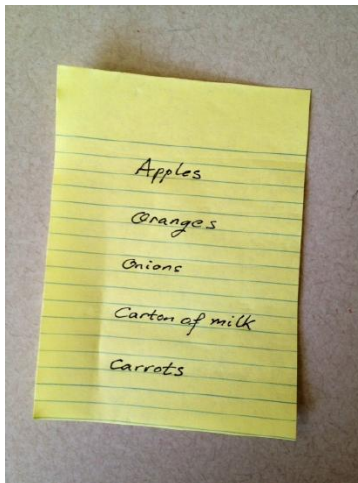
### Contributor

- [David Cherney](#), [Tom Denton](#), and [Andrew Waldron](#) (UC Davis)

This page titled [4.3: Directions and Magnitudes](#) is shared under a [not declared](#) license and was authored, remixed, and/or curated by [David Cherney, Tom Denton, & Andrew Waldron](#).

## 4.4: Vectors, Lists and Functions- $\mathbb{R}^n$

Suppose you are going shopping. You might jot down something like this on a piece of paper:

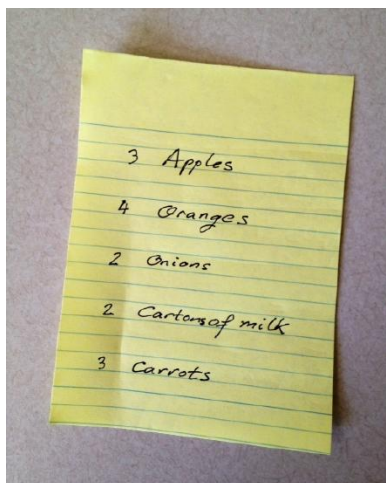


We could represent this information mathematically as a set,

$$S = \{\text{apple, orange, onion, milk, carrot}\}. \quad (4.4.1)$$

There is no information of ordering here and no information about how many carrots you will buy. This set by itself is not a vector; how would we add such sets to one another?

If you were a more careful shopper your list might look like this:



What you have really done here is assign a number to each element of the set  $S$ . In other words, the second list is a function

$$f : S \rightarrow \mathbb{R}. \quad (4.4.2)$$

Given two lists like the second one above, we could easily add them -- if you plan to buy 5 apples and I am buying 3 apples, together we will buy 8 apples! In fact, the second list is really a 5-vector in disguise.

In general it is helpful to think of an  $n$ -vector as a function whose domain is the set  $\{1, \dots, n\}$ . This is equivalent to thinking of an  $n$ -vector as an ordered list of  $n$  numbers. These two ideas give us two equivalent notions for the set of all  $n$ -vectors:

$$\mathbb{R}^n := \left\{ \begin{pmatrix} a^1 \\ \vdots \\ a^n \end{pmatrix} \mid a^1, \dots, a^n \in \mathbb{R} \right\} = \{a : \{1, \dots, n\} \rightarrow \mathbb{R}\} := \mathbb{R}^{\{1, \dots, n\}} \quad (4.4.3)$$

The notation  $\mathbb{R}^{\{1, \dots, n\}}$  is used to denote functions from  $\{1, \dots, n\}$  to  $\mathbb{R}$ . Similarly, for any set  $S$  the notation  $\mathbb{R}^S$  denotes the set of functions from  $S$  to  $\mathbb{R}$ :

$$\mathbb{R}^S := \{f : S \rightarrow \mathbb{R}\}. \quad (4.4.4)$$

When  $S$  is an ordered set like  $\{1, \dots, n\}$ , it is natural to write the components in order. When the elements of  $S$  do not have a natural ordering, doing so might cause confusion.

#### ✓ Example 4.4.1:

Consider the set  $S = \{\star, \spadesuit, \# \}$  from [chapter 1 review problem 9](#). A particular element of  $\mathbb{R}^S$  is the function  $a$  explicitly defined by

$$a^\star = 3, a^\spadesuit = 5, a^\# = -2. \quad (4.4.5)$$

It is not natural to write

$$a = \begin{pmatrix} 3 \\ 5 \\ -2 \end{pmatrix} \text{ or } a = \begin{pmatrix} -2 \\ 3 \\ 5 \end{pmatrix} \quad (4.4.6)$$

because the elements of  $S$  do not have an ordering, since as sets  $\{\star, \spadesuit, \#\} = \{\star, \spadesuit, \#\}$ .

In this important way,  $\mathbb{R}^S$  seems different from  $\mathbb{R}^3$ . What is more evident are the similarities; since we can add two functions, we can add two elements of  $\mathbb{R}^S$ :

#### ✓ Addition in $\mathbb{R}^S$

If  $a^\star = 3, a^\spadesuit = 5, a^\# = -2$  and  $b^\star = -2, b^\spadesuit = 4, b^\# = 13$  then  $a + b$  is the function

$$(a + b)^\star = 3 - 2 = 1, (a + b)^\spadesuit = 5 + 4 = 9, (a + b)^\# = -2 + 13 = 11. \quad (4.4.7)$$

Also, since we can multiply functions by numbers, there is a notion of scalar multiplication on  $\mathbb{R}^S$ :

#### ✓ Scalar Multiplication in $\mathbb{R}^S$

If  $a^\star = 3, a^\spadesuit = 5, a^\# = -2$ , then  $3a$  is the function

$$(3a)^\star = 3 \cdot 3 = 9, (3a)^\spadesuit = 3 \cdot 5 = 15, (3a)^\# = 3(-2) = -6. \quad (4.4.8)$$

We visualize  $\mathbb{R}^2$  and  $\mathbb{R}^3$  in terms of axes. We have a more abstract picture of  $\mathbb{R}^4$ ,  $\mathbb{R}^5$  and  $\mathbb{R}^n$  for larger  $n$  while  $\mathbb{R}^S$  seems even more abstract. However, when thought of as a simple "shopping list", you can see that vectors in  $\mathbb{R}^S$  in fact, can describe everyday objects. In [chapter 5](#) we introduce the general definition of a vector space that unifies all these different notions of a vector.

### Contributor

- [David Cherney](#), [Tom Denton](#), and [Andrew Waldron](#) (UC Davis)

This page titled [4.4: Vectors, Lists and Functions-  \$\mathbb{R}^S\$](#)  is shared under a [not declared](#) license and was authored, remixed, and/or curated by [David Cherney, Tom Denton, & Andrew Waldron](#).

## 4.5: Review Problems

1. When he was young, Captain Conundrum mowed lawns on weekends to help pay his college tuition bills. He charged his customers according to the size of their lawns at a rate of 5 cent per square foot and meticulously kept a record of the areas of their lawns in an ordered list:

$$\mathbf{A} = (200, 300, 50, 50, 100, 100, 200, 500, 1000, 100). \quad (4.5.1)$$

He also listed the number of times he mowed each lawn in a given year, for the year 1988 that ordered list was

$$\mathbf{f} = (20, 1, 2, 4, 1, 5, 2, 1, 10, 6). \quad (4.5.2)$$

- Pretend that  $\mathbf{A}$  and  $\mathbf{f}$  are vectors and compute  $\mathbf{A} \cdot \mathbf{f}$ .
- What quantity does the dot product  $\mathbf{A} \cdot \mathbf{f}$  measure?
- How much did Captain Conundrum earn from mowing lawns in 1988? Write an expression for this amount in terms of the vectors  $\mathbf{A}$  and  $\mathbf{f}$ .
- Suppose Captain Conundrum charged different customers different rates. How could you modify the expression in part c) to compute the Captain's earnings?

2.

(2) Find the angle between the diagonal of the unit square in  $\mathbb{R}^2$  and one of the coordinate axes.

(3) Find the angle between the diagonal of the unit cube in  $\mathbb{R}^3$  and one of the coordinate axes.

(n) Find the angle between the diagonal of the unit (hyper)-cube in  $\mathbb{R}^n$  and one of the coordinate axes.

( $\infty$ ) What is the limit as  $n \rightarrow \infty$  of the angle between the diagonal of the unit (hyper)-cube in  $\mathbb{R}^n$  and one of the coordinate axes?

3. Consider the matrix

$$\mathbf{M} = \begin{pmatrix} \cos \theta & \sin \theta \\ -\sin \theta & \cos \theta \end{pmatrix} \text{ and the vector } \mathbf{X} = \begin{pmatrix} x \\ y \end{pmatrix}.$$

a) Sketch  $\mathbf{X}$  and  $\mathbf{MX}$  in  $\mathbb{R}^2$  for several values of  $\mathbf{X}$  and  $\theta$ .

b) Compute  $\frac{\|\mathbf{MX}\|}{\|\mathbf{X}\|}$  for arbitrary values of  $\mathbf{X}$  and  $\theta$ .

c) Explain your result for (b) and describe the action of  $\mathbf{M}$  geometrically.

4. (Lorentzian Strangeness). For this problem, consider  $\mathbb{R}^n$  with the Lorentzian inner product defined in example 46 of [section 4.3](#).

a) Find a non-zero vector in two-dimensional Lorentzian space-time with zero length.

b) Find and sketch the collection of all vectors in two-dimensional Lorentzian space-time with zero length.

c) Find and sketch the collection of all vectors in three-dimensional Lorentzian space-time with zero length.

5. Create a system of equations whose solution set is a 99 dimensional hyperplane in  $\mathfrak{R}^{101}$ .

6. Recall that a plane in  $\mathfrak{R}^3$  can be described by the equation

$$\mathbf{n} \cdot \begin{pmatrix} x \\ y \\ z \end{pmatrix} = \mathbf{n} \cdot \mathbf{p} \quad (4.5.3)$$

where the vector  $\mathbf{p}$  labels a given point on the plane and  $\mathbf{n}$  is a vector normal to the plane. Let  $\mathbf{N}$  and  $\mathbf{P}$  be vectors in  $\mathfrak{R}^{101}$  and

$$X = \begin{pmatrix} x^1 \\ x^2 \\ \vdots \\ x^{101} \end{pmatrix}. \quad (4.5.4)$$

What kind of geometric object does  $N \cdot X = N \cdot P$  describe?

7. Let

$$u = \begin{pmatrix} 1 \\ 1 \\ 1 \\ \vdots \\ 1 \end{pmatrix} \text{ and } v = \begin{pmatrix} 1 \\ 2 \\ 3 \\ \vdots \\ 101 \end{pmatrix} \quad (4.5.5)$$

Find the projection of  $v$  onto  $u$  and the projection of  $u$  onto  $v$ . (*Hint:* Remember that two vectors  $u$  and  $v$  define a plane, so first work out how to project one vector onto another in a plane. The picture from [Section 14.4](#) could help.)

8. If the solution set to the equation  $A(x) = b$  is the set of vectors whose tips lie on the paraboloid  $z = x^2 + y^2$ , then what can you say about the function  $A$ ?

9. Find a system of equations whose solution set is

$$\left\{ \begin{pmatrix} 1 \\ 1 \\ 2 \\ 0 \end{pmatrix} + c_1 \begin{pmatrix} -1 \\ -1 \\ 0 \\ 1 \end{pmatrix} + c_2 \begin{pmatrix} 0 \\ 0 \\ -1 \\ -3 \end{pmatrix} \mid c_1, c_2 \in \mathfrak{R} \right\}. \quad (4.5.6)$$

Give a general procedure for going from a parametric description of a hyperplane to a system of equations with that hyperplane as a solution set.

10. If  $A$  is a linear operator and both  $x = v$  and  $x = cv$  (for any real number  $c$ ) are solutions to  $Ax = b$ , then what can you say about  $b$ ?

#### 4.5.1: Contributor

- [David Cherney](#), [Tom Denton](#), and [Andrew Waldron](#) (UC Davis)

---

This page titled [4.5: Review Problems](#) is shared under a [not declared](#) license and was authored, remixed, and/or curated by [David Cherney, Tom Denton, & Andrew Waldron](#).

# CHAPTER OVERVIEW

## 5: Vector Spaces

The two key properties of vectors are that they can be added together and multiplied by scalars, so we make the following definition.

### Definition

A *vector space*  $(V, +, \cdot, \mathbb{R})$  is a set  $V$  with two operations  $+$  and  $\cdot$  satisfying the following properties for all  $u, v \in V$  and  $c, d \in \mathbb{R}$ :

1. **(Additive Closure)**  $u + v \in V$ . *Adding two vectors gives a vector.*
2. **(Additive Commutativity)**  $u + v = v + u$ . *Order of addition doesn't matter.*
3. **(Additive Associativity)**  $(u + v) + w = u + (v + w)$ . *Order of adding many vectors doesn't matter.*
4. **(Zero)** There is a special vector  $0_V \in V$  such that  $u + 0_V = u$  for all  $u$  in  $V$ .
5. **(Additive Inverse)** For every  $u \in V$  there exists  $w \in V$  such that  $u + w = 0_V$ .
6. **(Multiplicative Closure)**  $c \cdot v \in V$ . *Scalar times a vector is a vector.*
7. **(Distributivity)**  $(c + d) \cdot v = c \cdot v + d \cdot v$ . *Scalar multiplication distributes over addition of scalars.*
8. **(Distributivity)**  $c \cdot (u + v) = c \cdot u + c \cdot v$ . *Scalar multiplication distributes over addition of vectors.*
9. **(Associativity)**  $(cd) \cdot v = c \cdot (d \cdot v)$ .
10. **(Unity)**  $1 \cdot v = v$  for all  $v \in V$ .

### Remark

Rather than writing  $(V, +, \cdot, \mathbb{R})$ , we will often say "let  $V$  be a vector space over  $\mathbb{R}$ ". If it is obvious that the numbers used are real numbers, then "let  $V$  be a vector space" suffices. Also, don't confuse the scalar product with the dot product. The scalar product is a function that takes as inputs a number and a vector and returns a vector as its output. This can be written:

$$\cdot : \mathbb{R} \times V \rightarrow V. \tag{5.1}$$

Similarly

$$+ : V \times V \rightarrow V. \tag{5.2}$$

On the other hand, the dot product takes two vectors and returns a number. Succinctly:  $\cdot : V \times V \rightarrow \mathfrak{R}$ . Once the properties of a vector space have been verified, we'll just write scalar multiplication with juxtaposition  $cv = c \cdot v$ , though, to avoid confusing the notation.

[5.1: Examples of Vector Spaces](#)

[5.2: Other Fields](#)

[5.3: Review Problems](#)

### 5.1: Contributor

- [David Cherney](#), [Tom Denton](#), and [Andrew Waldron](#) (UC Davis)

This page titled [5: Vector Spaces](#) is shared under a [not declared](#) license and was authored, remixed, and/or curated by [David Cherney, Tom Denton, & Andrew Waldron](#).

## 5.1: Examples of Vector Spaces

One can find many interesting vector spaces, such as the following:

### ✓ Example 5.1.1:

$$\mathbb{R}^{\mathbb{N}} = \{f \mid f: \mathbb{N} \rightarrow \mathfrak{R}\} \quad (5.1.1)$$

Here the vector space is the set of functions that take in a natural number  $n$  and return a real number. The addition is just addition of functions:  $(f_1 + f_2)(n) = f_1(n) + f_2(n)$ . Scalar multiplication is just as simple:  $c \cdot f(n) = cf(n)$ .

We can think of these functions as infinitely large ordered lists of numbers:  $f(1) = 1^3 = 1$  is the first component,  $f(2) = 2^3 = 8$  is the second, and so on. Then for example the function  $f(n) = n^3$  would look like this:

$$f = \begin{pmatrix} 1 \\ 8 \\ 27 \\ \vdots \\ n^3 \\ \vdots \end{pmatrix}. \quad (5.1.2)$$

Thinking this way,  $\mathfrak{R}^{\mathbb{N}}$  is the space of all infinite sequences. Because we can not write a list infinitely long (without infinite time and ink), one can not define an element of this space explicitly; definitions that are implicit, as above, or algebraic as in  $f(n) = n^3$  (for all  $n \in \mathbb{N}$ ) suffice.

Let's check some axioms.

- (+i) (Additive Closure)  $(f_1 + f_2)(n) = f_1(n) + f_2(n)$  is indeed a function  $\mathbb{N} \rightarrow \mathfrak{R}$ , since the sum of two real numbers is a real number.
- (+iv) (Zero) We need to propose a zero vector. The constant zero function  $g(n) = 0$  works because then  $f(n) + g(n) = f(n) + 0 = f(n)$ .

The other axioms should also be checked. This can be done using properties of the real numbers.

### ✓ Example 5.1.2: The space of functions of one real variable

$$\mathbb{R}^{\mathfrak{R}} = \{f \mid f: \mathfrak{R} \rightarrow \mathfrak{R}\} \quad (5.1.3)$$

The addition is point-wise

$$(f + g)(x) = f(x) + g(x), \quad (5.1.4)$$

as is scalar multiplication

$$c \cdot f(x) = cf(x). \quad (5.1.5)$$

To check that  $\mathfrak{R}^{\mathfrak{R}}$  is a vector space use the properties of addition of functions and scalar multiplication of functions as in the previous example.

We can not write out an explicit definition for one of these functions either, there are not only infinitely many components, but even infinitely many components between any two components! You are familiar with algebraic definitions like  $f(x) = e^{x^2-x+5}$ . However, most vectors in this vector space can not be defined algebraically. For example, the nowhere continuous function

$$f(x) = \begin{cases} 1, & x \in \mathbb{Q} \\ 0, & x \notin \mathbb{Q} \end{cases} \quad (5.1.6)$$

✓ Example 5.1.3

$\mathfrak{R}^{\{*,*,\#\}} = \{f : \{*, *, \#\} \rightarrow \mathfrak{R}\}$ . Again, the properties of addition and scalar multiplication of functions show that this is a vector space.

You can probably figure out how to show that  $\mathfrak{R}^{\mathcal{S}}$  is vector space for any set  $\mathcal{S}$ . This might lead you to guess that all vector spaces are of the form  $\mathfrak{R}^{\mathcal{S}}$  for some set  $\mathcal{S}$ . The following is a counterexample.

✓ Example 5.1.4: differentiable functions

Another very important example of a vector space is the space of all differentiable functions:

$$\left\{ f: \mathfrak{R} \rightarrow \mathfrak{R} \mid \frac{d}{dx} f \text{ exists} \right\}. \quad (5.1.7)$$

From calculus, we know that the sum of any two differentiable functions is differentiable, since the derivative distributes over addition. A scalar multiple of a function is also differentiable, since the derivative commutes with scalar multiplication ( $\frac{d}{dx}(cf) = c\frac{d}{dx}f$ ). The zero function is just the function such that  $0(x) = 0$  for every  $x$ . The rest of the vector space properties are inherited from addition and scalar multiplication in  $\mathfrak{R}$ .

Similarly, the set of functions with at least  $k$  derivatives is always a vector space, as is the space of functions with infinitely many derivatives. None of these examples can be written as  $\mathfrak{R}^{\mathcal{S}}$  for some set  $\mathcal{S}$ . Despite our emphasis on such examples, it is also not true that all vector spaces consist of functions. Examples are somewhat esoteric, so we omit them.

Another important class of examples is vector spaces that live inside  $\mathfrak{R}^n$  but are not themselves  $\mathfrak{R}^n$ .

✓ Example 5.1.6: Solution set to a homogeneous linear equation

Let

$$M = \begin{pmatrix} 1 & 1 & 1 \\ 2 & 2 & 2 \\ 3 & 3 & 3 \end{pmatrix}. \quad (5.1.8)$$

The solution set to the homogeneous equation  $Mx = 0$  is

$$\left\{ c_1 \begin{pmatrix} -1 \\ 1 \\ 0 \end{pmatrix} + c_2 \begin{pmatrix} -1 \\ 0 \\ 1 \end{pmatrix} \mid c_1, c_2 \in \mathfrak{R} \right\}. \quad (5.1.9)$$

This set is not equal to  $\mathfrak{R}^3$  since it does not contain, for example,  $\begin{pmatrix} 1 \\ 0 \\ 0 \end{pmatrix}$ .

The sum of any two solutions is a solution, for example

$$\left[ 2 \begin{pmatrix} -1 \\ 1 \\ 0 \end{pmatrix} + 3 \begin{pmatrix} -1 \\ 0 \\ 1 \end{pmatrix} \right] + \left[ 7 \begin{pmatrix} -1 \\ 1 \\ 0 \end{pmatrix} + 5 \begin{pmatrix} -1 \\ 0 \\ 1 \end{pmatrix} \right] = 9 \begin{pmatrix} -1 \\ 1 \\ 0 \end{pmatrix} + 8 \begin{pmatrix} -1 \\ 0 \\ 1 \end{pmatrix} \quad (5.1.10)$$

and any scalar multiple of a solution is a solution

$$4 \left[ 5 \begin{pmatrix} -1 \\ 1 \\ 0 \end{pmatrix} - 3 \begin{pmatrix} -1 \\ 0 \\ 1 \end{pmatrix} \right] = 20 \begin{pmatrix} -1 \\ 1 \\ 0 \end{pmatrix} - 12 \begin{pmatrix} -1 \\ 0 \\ 1 \end{pmatrix}. \quad (5.1.11)$$

This example is called a *subspace* because it gives a vector space inside another vector space. See [chapter 9](#) for details. Indeed, because it is determined by the linear map given by the matrix  $M$ , it is called **ker**  $M$ , or in words, the *kernel* of  $M$ , for this see [chapter 16](#).

Similarly, the solution set to any homogeneous linear equation is a vector space: Additive and multiplicative closure follow from the following statement, made using linearity of matrix multiplication:

$$\text{If } Mx_1 = 0 \text{ and } Mx_2 = 0 \text{ then } M(c_1x_1 + c_2x_2) = c_1Mx_1 + c_2Mx_2 = 0 + 0 = 0. \quad (5.1.12)$$

A powerful result, called the subspace theorem (see [chapter 9](#)) guarantees, based on the closure properties alone, that homogeneous solution sets are vector spaces.

More generally, if  $V$  is any vector space, then any hyperplane through the origin of  $V$  is a vector space.

#### ✓ Example 5.1.7:

Consider the functions  $f(x) = e^x$  and  $g(x) = e^{2x}$  in  $\mathfrak{R}^{\mathfrak{R}}$ . By taking combinations of these two vectors we can form the plane  $\{c_1f + c_2g \mid c_1, c_2 \in \mathfrak{R}\}$  inside of  $\mathfrak{R}^{\mathfrak{R}}$ . This is a vector space; some examples of vectors in it are  $4e^x - 31e^{2x}$ ,  $\pi e^{2x} - 4e^x$  and  $\frac{1}{2}e^{2x}$ .

A hyperplane which does not contain the origin cannot be a vector space because it fails condition (+iv).

It is also possible to build new vector spaces from old ones using the product of sets. Remember that if  $V$  and  $W$  are sets, then their product is the new set

$$V \times W = \{(v, w) \mid v \in V, w \in W\} \quad (5.1.13)$$

or in words, all ordered pairs of elements from  $V$  and  $W$ . In fact  $V \times W$  is a vector space if  $V$  and  $W$  are. We have actually been using this fact already:

#### ✓ Example 5.1.8:

The real numbers  $\mathbb{R}$  form a vector space (over  $\mathbb{R}$ ). The new vector space

$$\mathbb{R} \times \mathbb{R} = \{(x, y) \mid x \in \mathbb{R}, y \in \mathbb{R}\} \quad (5.1.14)$$

has addition and scalar multiplication defined by

$$(x, y) + (x', y') = (x + x', y + y') \text{ and } c \cdot (x, y) = (cx, cy) \quad (5.1.15)$$

Of course, this is just the vector space  $\mathbb{R}^2 = \mathbb{R}^{\{1,2\}}$ .

### 5.1.1: Non-Examples

The solution set to a linear non-homogeneous equation is not a vector space because it does not contain the zero vector and therefore fails (iv).

#### ✓ Example $\backslash(\backslash\text{PageIndex}\{9\}\backslash)$ :

The solution set to

$$\begin{pmatrix} 1 & 1 \\ 0 & 0 \end{pmatrix} \begin{pmatrix} x \\ y \end{pmatrix} = \begin{pmatrix} 1 \\ 0 \end{pmatrix} \quad (5.1.16)$$

is  $\left\{ \begin{pmatrix} 1 \\ 0 \end{pmatrix} + c \begin{pmatrix} -1 \\ 1 \end{pmatrix} \mid c \in \mathfrak{R} \right\}$ . The vector  $\begin{pmatrix} 0 \\ 0 \end{pmatrix}$  is not in this set.

Do notice that once just one of the vector space rules is broken, the example is not a vector space. Most sets of  $n$ -vectors are not vector spaces.

#### ✓ Example 5.1.11:

$P := \left\{ \begin{pmatrix} a \\ b \end{pmatrix} \mid a, b \geq 0 \right\}$  is not a vector space because the set fails (-i) since  $\begin{pmatrix} 1 \\ 1 \end{pmatrix} \in P$  but  $-2 \begin{pmatrix} 1 \\ 1 \end{pmatrix} = \begin{pmatrix} -2 \\ -2 \end{pmatrix} \notin P$ .

Sets of functions other than those of the form  $\mathfrak{R}^S$  should be carefully checked for compliance with the definition of a vector space.

## ✓ Example 5.1.12:

The set of all functions which are never zero

$$\{f: \mathfrak{R} \rightarrow \mathfrak{R} \mid f(x) \neq 0 \text{ for any } x \in \mathfrak{R}\}, \quad (5.1.17)$$

does not form a vector space because it does not satisfy (+i). The functions  $f(x) = x^2 + 1$  and  $g(x) = -5$  are in the set, but their sum  $(f + g)(x) = x^2 - 4 = (x + 2)(x - 2)$  is not since  $(f + g)(2) = 0$ .

### 5.1.2: Contributors and Attributions

- [David Cherney](#), [Tom Denton](#), and [Andrew Waldron](#) (UC Davis)

---

This page titled [5.1: Examples of Vector Spaces](#) is shared under a [not declared](#) license and was authored, remixed, and/or curated by [David Cherney, Tom Denton, & Andrew Waldron](#).

## 5.2: Other Fields

Above, we defined vector spaces over the real numbers. One can actually define vector spaces over any field. This is referred to as choosing a different base field. A field is a collection of "numbers" satisfying properties which are listed in appendix B. An example of a field is the complex numbers,

$$\mathbf{C} = \{x + iy \mid i^2 = -1, x, y \in \mathfrak{R}\}. \quad (5.2.1)$$

### ✓ Example 5.2.1:

In quantum physics, vector spaces over  $\mathbf{C}$  describe all possible states a physical system of particles can have. For example,

$$V = \left\{ \begin{pmatrix} \lambda \\ \mu \end{pmatrix} \mid \lambda, \mu \in \mathbf{C} \right\} \quad (5.2.2)$$

is the set of possible states for an electron's spin. The vectors  $\begin{pmatrix} 1 \\ 0 \end{pmatrix}$  and  $\begin{pmatrix} 0 \\ 1 \end{pmatrix}$  describe, respectively, an electron with spin "up" and "down" along a given direction. Other vectors, like  $\begin{pmatrix} i \\ -i \end{pmatrix}$  are permissible, since the base field is the complex numbers. Such states represent a mixture of spin up and spin down for the given direction (a rather counterintuitive yet experimentally verifiable concept), but a given spin in some other direction.

Complex numbers are very useful because of a special property that they enjoy: every polynomial over the complex numbers factors into a product of linear polynomials. For example, the polynomial

$$x^2 + 1 \quad (5.2.3)$$

doesn't factor over real numbers, but over complex numbers it factors into

$$(x + i)(x - i). \quad (5.2.4)$$

In other words, there are *two* solutions to

$$x^2 = -1, \quad (5.2.5)$$

$x = i$  and  $x = -i$ . This property ends has far-reaching consequences: often in mathematics problems that are very difficult using only real numbers, become relatively simple when working over the complex numbers. This phenomenon occurs when diagonalizing matrices, see [chapter 13](#).

The rational numbers  $\mathbf{Q}$  are also a field. This field is important in computer algebra: a real number given by an infinite string of numbers after the decimal point can't be stored by a computer. So instead rational approximations are used. Since the rationals are a field, the mathematics of vector spaces still apply to this special case.

Another very useful field is bits

$$B_2 = \mathbf{Z}_2 = \{0, 1\}, \quad (5.2.6)$$

with the addition and multiplication rules  
 $\$ \$$

$$\begin{array}{c|cc} + & 0 & 1 \\ \hline 0 & 0 & 1 \\ 1 & 1 & 0 \end{array} \quad (5.2.7)$$

\quad

$$\begin{array}{c|cc} \times & 0 & 1 \\ \hline 0 & 0 & 0 \\ 1 & 0 & 1 \end{array} \quad (5.2.8)$$

\]

These rules can be summarized by the relation  $\mathbf{2} = \mathbf{0}$ . For bits, it follows that  $-1 = 1!$

The theory of fields is typically covered in a class on [abstract algebra](#) or Galois theory.

### Contributor

- [David Cherney](#), [Tom Denton](#), and [Andrew Waldron](#) (UC Davis)

---

This page titled [5.2: Other Fields](#) is shared under a [not declared](#) license and was authored, remixed, and/or curated by [David Cherney](#), [Tom Denton](#), & [Andrew Waldron](#).

### 5.3: Review Problems

1. Check that  $\left\{ \begin{pmatrix} x \\ y \end{pmatrix} \mid x, y \in \mathfrak{R} \right\} = \mathfrak{R}^2$  (with the usual addition and scalar multiplication) satisfies all of the parts in the definition of a vector space.

2. a) Check that the complex numbers  $\mathbf{C} = \{x + iy \mid i^2 = -1, x, y \in \mathfrak{R}\}$ , satisfy all of the parts in the definition of a vector space over  $\mathbf{C}$ . Make sure you state carefully what your rules for vector addition and scalar multiplication are.

b) What would happen if you used  $\mathbb{R}$  as the base field (try comparing to problem 1).

3. a) Consider the set of convergent sequences, with the same addition and scalar multiplication that we defined for the space of sequences:

$$V = \left\{ f \mid f: \mathbb{N} \rightarrow \mathfrak{R}, \lim_{n \rightarrow \infty} f \in \mathfrak{R} \right\} \subset \mathbb{R}^{\mathbb{N}}. \tag{5.3.1}$$

Is this still a vector space? Explain why or why not.

b) Now consider the set of divergent sequences, with the same addition and scalar multiplication as before:

$$V = \left\{ f \mid f: \mathbb{N} \rightarrow \mathfrak{R}, \lim_{n \rightarrow \infty} f \text{ does not exist or is } \pm \infty \right\} \subset \mathbb{R}^{\mathbb{N}}. \tag{5.3.2}$$

Is this a vector space? Explain why or why not.

4. Let  $V = \left\{ \begin{pmatrix} x \\ y \end{pmatrix} : x, y \in \mathfrak{R} \right\} = \mathfrak{R}^2$ .

Propose as many rules for addition and scalar multiplication as you can that satisfy some of the vector space conditions while breaking some others.

5. Consider the set of  $2 \times 4$  matrices:

$$V = \left\{ \begin{pmatrix} a & b & c & d \\ e & f & g & h \end{pmatrix} \mid a, b, c, d, e, f, g, h \in \mathbf{C} \right\} \tag{5.3.3}$$

Propose definitions for addition and scalar multiplication in  $V$ . Identify the zero vector in  $V$ , and check that every matrix in  $V$  has an additive inverse.

6. Let  $P_3^{\mathfrak{R}}$  be the set of polynomials with real coefficients of degree three or less.

a) Propose a definition of addition and scalar multiplication to make  $P_3^{\mathfrak{R}}$  a vector space.

b) Identify the zero vector, and find the additive inverse for the vector  $-3 - 2x + x^2$ .

c) Show that  $P_3^{\mathfrak{R}}$  is not a vector space over  $\mathbf{C}$ . Propose a small change to the definition of  $P_3^{\mathfrak{R}}$  to make it a vector space over  $\mathbf{C}$ .

7. Let  $V = \{x \in \mathbb{R} \mid x > 0\} =: \mathbb{R}_+$ . For  $x, y \in V$  and  $\lambda \in \mathbb{R}$ , define

$$x \oplus y = xy, \quad \lambda \otimes x = x^\lambda. \tag{5.3.4}$$

Prove that  $(V, \oplus, \otimes, \mathbb{R})$  is a vector space.

8. The component in the  $i$ th row and  $j$ th column of a matrix can be labeled  $m_j^i$ . In this sense a matrix is a function of a pair of integers. For what set  $\mathcal{S}$  is the set of  $2 \times 2$  matrices the same as the set  $\mathfrak{R}^{\mathcal{S}}$ ? Generalize to other size matrices.

9. Show that any function in  $\mathfrak{R}^{\{*,*,\#\}}$  can be written as a sum of multiples of the functions  $e_*, e_*, e_{\#\#}$  defined by

$$e_{\{*\}}(k) = \begin{cases} 1 & \text{if } k = * \\ 0 & \text{otherwise} \end{cases}$$

$$\begin{aligned}
 1, & \quad k = * \\
 0, & \quad k = * \\
 0, & \quad k = \#
 \end{aligned}
 \tag{5.3.5}$$

\right.

$$e_{\{\star\}}(k) = \left\{ \begin{array}{l} 1 \\ 0 \end{array} \right.$$

$$\begin{aligned}
 0, & \quad k = * \\
 1, & \quad k = * \\
 0, & \quad k = \#
 \end{aligned}
 \tag{5.3.6}$$

\right.

$$e_{\{\#\}}(k) = \left\{ \begin{array}{l} 0 \\ 1 \end{array} \right.$$

$$\begin{aligned}
 0, & \quad k = * \\
 0, & \quad k = * \\
 1, & \quad k = \#
 \end{aligned}
 \tag{5.3.7}$$

\right. \]

10. Let  $V$  be a vector space and  $S$  any set. Show that the set of all functions mapping  $V \rightarrow S$ , i.e.  $V^S$ , is a vector space.

**Hint:** first decide upon a rule for adding functions whose outputs are vectors.

### 5.3.1: Contributor

- [David Cherney](#), [Tom Denton](#), and [Andrew Waldron](#) (UC Davis)

---

This page titled [5.3: Review Problems](#) is shared under a [not declared](#) license and was authored, remixed, and/or curated by [David Cherney, Tom Denton, & Andrew Waldron](#).

## CHAPTER OVERVIEW

### 6: Linear Transformations

#### Definition

A function  $L: V \rightarrow W$  is linear if  $V$  and  $W$  are vector spaces and for all  $u, v \in V$  and  $r, s \in \mathfrak{R}$  we have

$$L(ru + sv) = rL(u) + sL(v). \quad (6.1)$$

#### Remark

We will often refer to linear functions by names like "linear map", "linear operator" or "linear transformation". In some contexts you will also see the name "homomorphism". The definition above coincides with the two part description in [chapter 1](#); the case  $r = 1, s = 1$  describes additivity, while  $s = 0$  describes homogeneity. We are now ready to learn the powerful consequences of linearity.

[6.1: The Consequence of Linearity](#)

[6.2: Linear Functions on Hyperplanes](#)

[6.3: Linear Differential Operators](#)

[6.4: Bases \(Take 1\)](#)

[6.5: Review Problems](#)

#### 6.1: Contributor

- [David Cherney](#), [Tom Denton](#), and [Andrew Waldron](#) (UC Davis)

---

This page titled [6: Linear Transformations](#) is shared under a [not declared](#) license and was authored, remixed, and/or curated by [David Cherney](#), [Tom Denton](#), & [Andrew Waldron](#).

## 6.1: The Consequence of Linearity

Now that we have a sufficiently general notion of vector space it is time to talk about why linear operators are so special. Think about what is required to fully specify a real function of one variable. One output must be specified for each input. That is an infinite amount of information.

By contrast, even though a linear function can have infinitely many elements in its domain, it is specified by a very small amount of information.

### ✓ Example 6.1.1:

If you know that the function  $L$  is linear and that

$$L \begin{pmatrix} 1 \\ 0 \end{pmatrix} = \begin{pmatrix} 5 \\ 3 \end{pmatrix} \quad (6.1.1)$$

then you do not need any more information to figure out

$$L \begin{pmatrix} 2 \\ 0 \end{pmatrix}, L \begin{pmatrix} 3 \\ 0 \end{pmatrix}, L \begin{pmatrix} 4 \\ 0 \end{pmatrix}, L \begin{pmatrix} 5 \\ 0 \end{pmatrix}, \dots, \quad (6.1.2)$$

because by homogeneity

$$L \begin{pmatrix} 5 \\ 0 \end{pmatrix} = L \left[ 5 \begin{pmatrix} 1 \\ 0 \end{pmatrix} \right] = 5L \begin{pmatrix} 1 \\ 0 \end{pmatrix} = 5 \begin{pmatrix} 5 \\ 3 \end{pmatrix} = \begin{pmatrix} 25 \\ 15 \end{pmatrix}. \quad (6.1.3)$$

In this way an infinite number of outputs is specified by just one.

Likewise, if you know that  $L$  is linear and that

$$L \begin{pmatrix} 1 \\ 0 \end{pmatrix} = \begin{pmatrix} 5 \\ 3 \end{pmatrix} \text{ and } L \begin{pmatrix} 0 \\ 1 \end{pmatrix} = \begin{pmatrix} 2 \\ 2 \end{pmatrix} \quad (6.1.4)$$

then you don't need any more information to compute

$$L \begin{pmatrix} 1 \\ 1 \end{pmatrix} \quad (6.1.5)$$

because by additivity

$$L \begin{pmatrix} 1 \\ 1 \end{pmatrix} = L \left[ \begin{pmatrix} 1 \\ 0 \end{pmatrix} + \begin{pmatrix} 0 \\ 1 \end{pmatrix} \right] = L \begin{pmatrix} 1 \\ 0 \end{pmatrix} + L \begin{pmatrix} 0 \\ 1 \end{pmatrix} = \begin{pmatrix} 5 \\ 3 \end{pmatrix} + \begin{pmatrix} 2 \\ 2 \end{pmatrix} = \begin{pmatrix} 7 \\ 5 \end{pmatrix}. \quad (6.1.6)$$

In fact, since every vector in  $\mathfrak{R}^2$  can be expressed as

$$\begin{pmatrix} x \\ y \end{pmatrix} = x \begin{pmatrix} 1 \\ 0 \end{pmatrix} + y \begin{pmatrix} 0 \\ 1 \end{pmatrix}, \quad (6.1.7)$$

we know how  $L$  acts on every vector from  $\mathfrak{R}^2$  by linearity based on just two pieces of information;

$$\begin{aligned} L \begin{pmatrix} x \\ y \end{pmatrix} &= L \left[ x \begin{pmatrix} 1 \\ 0 \end{pmatrix} + y \begin{pmatrix} 0 \\ 1 \end{pmatrix} \right] = xL \begin{pmatrix} 1 \\ 0 \end{pmatrix} + yL \begin{pmatrix} 0 \\ 1 \end{pmatrix} \\ &= x \begin{pmatrix} 5 \\ 3 \end{pmatrix} + y \begin{pmatrix} 2 \\ 2 \end{pmatrix} = \begin{pmatrix} 5x + 2y \\ 3x + 2y \end{pmatrix}. \end{aligned} \quad (6.1.8)$$

Thus, the value of  $L$  at infinitely many inputs is completely specified by its value at just two inputs. (We can see now that  $L$  acts in exactly the way the matrix

$$\begin{pmatrix} 5 & 2 \\ 3 & 2 \end{pmatrix} \quad (6.1.9)$$

acts on vectors from  $\mathfrak{R}^2$ .)

This is the reason that linear functions are so nice; they are secretly very simple functions by virtue of two characteristics:

1. They act on vector spaces.
2. They act additively and homogeneously.

A linear transformation with domain  $\mathfrak{R}^3$  is completely specified by the way it acts on the three vectors

$$\begin{pmatrix} 1 \\ 0 \\ 0 \end{pmatrix}, \begin{pmatrix} 0 \\ 1 \\ 0 \end{pmatrix}, \begin{pmatrix} 0 \\ 0 \\ 1 \end{pmatrix}. \quad (6.1.10)$$

Similarly, a linear transformation with domain  $\mathfrak{R}^n$  is completely specified by its action on the  $n$  different  $n$ -vectors that have exactly one non-zero component, and its matrix form can be read off this information. However, not all linear functions have such nice domains.

### Contributor

- [David Cherney](#), [Tom Denton](#), and [Andrew Waldron](#) (UC Davis)

---

This page titled [6.1: The Consequence of Linearity](#) is shared under a [not declared](#) license and was authored, remixed, and/or curated by [David Cherney, Tom Denton, & Andrew Waldron](#).

## 6.2: Linear Functions on Hyperplanes

It is not always so easy to write a linear operator as a matrix. Generally, this will amount to solving a linear systems problem. Examining a linear function whose domain is a hyperplane is instructive.

### ✓ Example 63

Let

$$V = \left\{ c_1 \begin{pmatrix} 1 \\ 1 \\ 0 \end{pmatrix} + c_2 \begin{pmatrix} 0 \\ 1 \\ 1 \end{pmatrix} \mid c_1, c_2 \in \mathfrak{R} \right\} \quad (6.2.1)$$

and consider  $L : V \rightarrow \mathfrak{R}^3$  defined by

$$L \begin{pmatrix} 1 \\ 1 \\ 0 \end{pmatrix} = \begin{pmatrix} 0 \\ 1 \\ 0 \end{pmatrix}, \quad L \begin{pmatrix} 0 \\ 1 \\ 1 \end{pmatrix} = \begin{pmatrix} 0 \\ 1 \\ 0 \end{pmatrix}. \quad (6.2.2)$$

By linearity this specifies the action of  $L$  on any vector from  $V$  as

$$L \left[ c_1 \begin{pmatrix} 1 \\ 1 \\ 0 \end{pmatrix} + c_2 \begin{pmatrix} 0 \\ 1 \\ 1 \end{pmatrix} \right] = (c_1 + c_2) \begin{pmatrix} 0 \\ 1 \\ 0 \end{pmatrix}. \quad (6.2.3)$$

The domain of  $L$  is a plane and its range is the line through the origin in the  $x_2$  direction. It is clear how to check that  $L$  is linear.

It is not clear how to formulate  $L$  as a matrix;  
since

$$L \begin{pmatrix} c_1 \\ c_1 + c_2 \\ c_2 \end{pmatrix} = \begin{pmatrix} 0 & 0 & 0 \\ 1 & 0 & 1 \\ 0 & 0 & 0 \end{pmatrix} \begin{pmatrix} c_1 \\ c_1 + c_2 \\ c_2 \end{pmatrix} = (c_1 + c_2) \begin{pmatrix} 0 \\ 1 \\ 0 \end{pmatrix},$$

or since

$$L \begin{pmatrix} c_1 \\ c_1 + c_2 \\ c_2 \end{pmatrix} = \begin{pmatrix} 0 & 0 & 0 \\ 0 & 1 & 0 \\ 0 & 0 & 0 \end{pmatrix} \begin{pmatrix} c_1 \\ c_1 + c_2 \\ c_2 \end{pmatrix} = (c_1 + c_2) \begin{pmatrix} 0 \\ 1 \\ 0 \end{pmatrix}$$

you might suspect that  $L$  is equivalent to one of these  $3 \times 3$  matrices. It is not. All  $3 \times 3$  matrices have  $\mathfrak{R}^3$  as their domain, and the domain of  $L$  is smaller than that. When we do realize this  $L$  as a matrix it will be as a  $3 \times 2$  matrix. We can tell because the domain of  $L$  is 2 dimensional and the codomain is 3 dimensional

### 6.2.1: Contributor

- [David Cherney](#), [Tom Denton](#), and [Andrew Waldron](#) (UC Davis)

This page titled [6.2: Linear Functions on Hyperplanes](#) is shared under a [not declared](#) license and was authored, remixed, and/or curated by [David Cherney, Tom Denton, & Andrew Waldron](#).

## 6.3: Linear Differential Operators

Your calculus class became much easier when you stopped using the limit definition of the derivative, learned the power rule, and started using linearity of the derivative operator.

### ✓ Example 64

Let  $V$  be the vector space of polynomials of degree 2 or less with standard addition and scalar multiplication.

$$V = \{a_0 \cdot 1 + a_1x + a_2x^2 \mid a_0, a_1, a_2 \in \mathfrak{R}\}$$

Let  $\frac{d}{dx}: V \rightarrow V$  be the derivative operator. The following three equations, along with linearity of the derivative operator, allow one to take the derivative of any 2nd degree polynomial:

$$\frac{d}{dx}1 = 0, \quad \frac{d}{dx}x = 1, \quad \frac{d}{dx}x^2 = 2x.$$

In particular

$$\frac{d}{dx}(a_0 \cdot 1 + a_1x + a_2x^2) = a_0 \frac{d}{dx}1 + a_1 \frac{d}{dx}x + a_2 \frac{d}{dx}x^2 = 0 + a_1 + 2a_2.$$

Thus, the derivative acting on any of the infinitely many second order polynomials is determined by its action on just three inputs.

### Contributor

- [David Cherney](#), [Tom Denton](#), and [Andrew Waldron](#) (UC Davis)

This page titled [6.3: Linear Differential Operators](#) is shared under a [not declared](#) license and was authored, remixed, and/or curated by [David Cherney, Tom Denton, & Andrew Waldron](#).

## 6.4: Bases (Take 1)

The central idea of linear algebra is to exploit the hidden simplicity of linear functions. It ends up there is a lot of freedom in how to do this. That freedom is what makes linear algebra powerful.

You saw that a linear operator acting on  $\mathfrak{R}^2$  is completely specified by how it acts on the pair of vectors  $\begin{pmatrix} 1 \\ 0 \end{pmatrix}$  and  $\begin{pmatrix} 0 \\ 1 \end{pmatrix}$ . In fact, any linear operator acting on  $\mathfrak{R}^2$  is also completely specified by how it acts on the pair of vectors  $\begin{pmatrix} 1 \\ 1 \end{pmatrix}$  and  $\begin{pmatrix} 1 \\ -1 \end{pmatrix}$ .



$$L \begin{pmatrix} 1 \\ 1 \end{pmatrix} = \begin{pmatrix} 2 \\ 4 \end{pmatrix} \text{ and } L \begin{pmatrix} 1 \\ -1 \end{pmatrix} = \begin{pmatrix} 6 \\ 8 \end{pmatrix}. \quad (6.4.2)$$

This is because any vector  $\begin{pmatrix} x \\ y \end{pmatrix}$  in  $\mathfrak{R}^2$  is a sum of multiples of  $\begin{pmatrix} 1 \\ 1 \end{pmatrix}$  and  $\begin{pmatrix} 1 \\ -1 \end{pmatrix}$  which can be calculated via a linear systems problem as follows:

$$\begin{pmatrix} x \\ y \end{pmatrix} = a \begin{pmatrix} 1 \\ 1 \end{pmatrix} + b \begin{pmatrix} 1 \\ -1 \end{pmatrix} \quad (6.4.3)$$

$$\Leftrightarrow \begin{pmatrix} 1 & 1 \\ 1 & -1 \end{pmatrix} \begin{pmatrix} a \\ b \end{pmatrix} = \begin{pmatrix} x \\ y \end{pmatrix} \quad (6.4.4)$$

$$\Leftrightarrow \left( \begin{array}{cc|c} 1 & 1 & x \\ 1 & -1 & y \end{array} \right) \sim \left( \begin{array}{cc|c} 1 & 0 & \frac{x+y}{2} \\ 0 & 1 & \frac{x-y}{2} \end{array} \right) \quad (6.4.5)$$

$$\Leftrightarrow \begin{cases} a = \frac{x+y}{2} \\ b = \frac{x-y}{2} \end{cases}. \quad (6.4.6)$$

Thus

$$\begin{pmatrix} x \\ y \end{pmatrix} = \frac{x+y}{2} \begin{pmatrix} 1 \\ 1 \end{pmatrix} + \frac{x-y}{2} \begin{pmatrix} 1 \\ -1 \end{pmatrix}. \quad (6.4.7)$$

We can then calculate how  $L$  acts on any vector by first expressing the vector as a sum of multiples and then applying linearity;

$$\begin{aligned} L \begin{pmatrix} x \\ y \end{pmatrix} &= L \left[ \frac{x+y}{2} \begin{pmatrix} 1 \\ 1 \end{pmatrix} + \frac{x-y}{2} \begin{pmatrix} 1 \\ -1 \end{pmatrix} \right] \\ &= \frac{x+y}{2} L \begin{pmatrix} 1 \\ 1 \end{pmatrix} + \frac{x-y}{2} L \begin{pmatrix} 1 \\ -1 \end{pmatrix} \\ &= \frac{x+y}{2} \begin{pmatrix} 2 \\ 4 \end{pmatrix} + \frac{x-y}{2} \begin{pmatrix} 6 \\ 8 \end{pmatrix} \\ &= \begin{pmatrix} x+y \\ 2(x+y) \end{pmatrix} + \begin{pmatrix} 3(x-y) \\ 4(x-y) \end{pmatrix} \\ &= \begin{pmatrix} 4x-2y \\ 6x-y \end{pmatrix} \end{aligned}$$

Thus  $\mathcal{L}$  is completely specified by its value at just two inputs.

It should not surprise you to learn there are infinitely many pairs of vectors from  $\mathfrak{R}^2$  with the property that any vector can be expressed as a linear combination of them; any pair that when used as columns of a matrix gives an invertible matrix works. Such a pair is called a *basis* for  $\mathfrak{R}^2$ .

Similarly, there are infinitely many triples of vectors with the property that any vector from  $\mathfrak{R}^3$  can be expressed as a linear combination of them: these are the triples that used as columns of a matrix give an invertible matrix. Such a triple is called a basis for  $\mathfrak{R}^3$ .

In a similar spirit, there are infinitely many pairs of vectors with the property that every vector in

$$V = \left\{ c_1 \begin{pmatrix} 1 \\ 1 \\ 0 \end{pmatrix} + c_2 \begin{pmatrix} 0 \\ 1 \\ 1 \end{pmatrix} \mid c_1, c_2 \in \mathfrak{R} \right\} \quad (6.4.8)$$

can be expressed as a linear combination of them. Some examples are

$$V = \left\{ c_1 \begin{pmatrix} 1 \\ 1 \\ 0 \end{pmatrix} + c_2 \begin{pmatrix} 0 \\ 2 \\ 2 \end{pmatrix} \mid c_1, c_2 \in \mathfrak{R} \right\} = \left\{ c_1 \begin{pmatrix} 1 \\ 1 \\ 0 \end{pmatrix} + c_2 \begin{pmatrix} 1 \\ 3 \\ 2 \end{pmatrix} \mid c_1, c_2 \in \mathfrak{R} \right\} \quad (6.4.9)$$

Such a pair is called a basis for  $V$ .

You probably have some intuitive notion of what dimension means (the careful mathematical definition is given in [chapter 11](#)). Roughly speaking, dimension is the number of independent directions available. To figure out the dimension of a vector space, I stand at the origin, and pick a direction. If there are any vectors in my vector space that aren't in that direction, then I choose another direction that isn't in the line determined by the direction I chose. If there are any vectors in my vector space not in the plane determined by the first two directions, then I choose one of them as my next direction. In other words, I choose a collection of *independent* vectors in the vector space (independent vectors are defined in [chapter 10](#)). A minimal set of independent vectors is called a *basis* (see [chapter 11](#) for the precise definition). The number of vectors in my basis is the dimension of the vector space. Every vector space has many bases, but all bases for a particular vector space have the same number of vectors. Thus dimension is a well-defined concept.

The fact that every vector space (over  $\mathfrak{R}$ ) has infinitely many bases is actually very useful. Often a good choice of basis can reduce the time required to run a calculation in dramatic ways!

In summary:

$$\textit{A basis is a set of vectors in terms of which it is possible to uniquely express any other vector.} \quad (6.4.10)$$

## Contributor

- [David Cherney](#), [Tom Denton](#), and [Andrew Waldron](#) (UC Davis)

This page titled [6.4: Bases \(Take 1\)](#) is shared under a [not declared](#) license and was authored, remixed, and/or curated by [David Cherney, Tom Denton, & Andrew Waldron](#).

## 6.5: Review Problems

1. Show that the pair of conditions:

$$(1) \quad \begin{cases} L(u + v) = L(u) + L(v) \\ L(cv) = cL(v) \end{cases} \quad (6.5.1)$$

(valid for all vectors  $u, v$  and any scalar  $c$ ) is equivalent to the single condition:

$$(2) \quad L(ru + sv) = rL(u) + sL(v) \quad (6.5.2)$$

(for all vectors  $u, v$  and any scalars  $r$  and  $s$ ).

Your answer should have two parts. Show that (1)  $\Rightarrow$  (2), and then show that (2)  $\Rightarrow$  (1),

2. If  $f$  is a linear function of one variable, then how many points on the graph of the function are needed to specify the function? Give an explicit expression for  $f$  in terms of these points.

3.

a) If  $p \begin{pmatrix} 1 \\ 2 \end{pmatrix} = 1$  and  $p \begin{pmatrix} 2 \\ 4 \end{pmatrix} = 3$  is it possible that  $p$  is a linear function?

b) If  $Q(x^2) = x^3$  and  $Q(2x^2) = x^4$  is it possible that  $Q$  is a linear function from polynomials to polynomials?

4. If  $f$  is a linear function such that

$$f \begin{pmatrix} 1 \\ 2 \end{pmatrix} = 0, \text{ and } f \begin{pmatrix} 2 \\ 3 \end{pmatrix} = 1, \quad (6.5.3)$$

then what is  $f \begin{pmatrix} x \\ y \end{pmatrix}$ ?

5. Let  $P_n$  be the space of polynomials of degree  $n$  or less in the variable  $t$ . Suppose  $L$  is a linear transformation from  $P_2 \rightarrow P_3$  such that  $L(1) = 4$ ,  $L(t) = t^3$ , and  $L(t^2) = t - 1$ .

a) Find  $L(1 + t + 2t^2)$ .

b) Find  $L(a + bt + ct^2)$ .

c) Find all values  $a, b, c$  such that  $L(a + bt + ct^2) = 1 + 3t + 2t^3$ .

6. Show that the operator  $\mathcal{J}$  that maps  $f$  to the function  $\mathcal{J}f$  defined by  $\mathcal{J}f(x) := \int_0^x f(t)dt$  is a linear operator on the space of continuous functions.

7. Let  $z \in \mathbb{C}$ . Recall that we can express  $z = x + iy$  where  $x, y \in \mathbb{R}$ , and we can form the *complex conjugate* of  $z$  by taking  $\bar{z} = x - iy$ . The function  $c: \mathbb{R}^2 \rightarrow \mathbb{R}^2$  which sends  $(x, y) \mapsto (x, -y)$  agrees with complex conjugation.

a) Show that  $c$  is a linear map over  $\mathbb{R}$  (*i.e.* scalars in  $\mathbb{R}$ ).

b) Show that  $\bar{z}$  is not linear over  $\mathbb{C}$

### Contributor

- David Cherney, Tom Denton, and Andrew Waldron (UC Davis)

This page titled 6.5: Review Problems is shared under a [not declared](#) license and was authored, remixed, and/or curated by [David Cherney, Tom Denton, & Andrew Waldron](#).

## 7: Matrices

---

### 7.1: Contributor

- [David Cherney, Tom Denton, and Andrew Waldron \(UC Davis\)](#)
- 

This page titled [7: Matrices](#) is shared under a [not declared](#) license and was authored, remixed, and/or curated by [David Cherney, Tom Denton, & Andrew Waldron](#).

## 7.1: Linear Transformations and Matrices

Ordered, finite-dimensional, bases for vector spaces allows us to express linear operators as matrices.

### 7.1.1: Basis Notation

A basis allows us to efficiently label arbitrary vectors in terms of column vectors. Here is an example.

#### ✓ Example 7.1.1:

Let

$$V = \left\{ \begin{pmatrix} a & b \\ c & d \end{pmatrix} \mid a, b, c, d \in \mathbb{R} \right\} \quad (7.1.1)$$

be the vector space of  $2 \times 2$  real matrices, with addition and scalar multiplication defined componentwise. One choice of basis is the ordered set (or list) of matrices

$$B = \left( \begin{pmatrix} 1 & 0 \\ 0 & 0 \end{pmatrix}, \begin{pmatrix} 0 & 1 \\ 0 & 0 \end{pmatrix}, \begin{pmatrix} 0 & 0 \\ 1 & 0 \end{pmatrix}, \begin{pmatrix} 0 & 0 \\ 0 & 1 \end{pmatrix} \right) =: (e_1^1, e_2^1, e_1^2, e_2^2). \quad (7.1.2)$$

Given a particular vector and a basis, your job is to write that vector as a sum of multiples of basis elements. Here an arbitrary vector  $v \in V$  is just a matrix, so we write

$$\begin{aligned} v = \begin{pmatrix} a & b \\ c & d \end{pmatrix} &= \begin{pmatrix} a & 0 \\ 0 & 0 \end{pmatrix} + \begin{pmatrix} 0 & b \\ 0 & 0 \end{pmatrix} + \begin{pmatrix} 0 & 0 \\ c & 0 \end{pmatrix} + \begin{pmatrix} 0 & 0 \\ 0 & d \end{pmatrix} \\ &= a \begin{pmatrix} 1 & 0 \\ 0 & 0 \end{pmatrix} + b \begin{pmatrix} 0 & 1 \\ 0 & 0 \end{pmatrix} + c \begin{pmatrix} 0 & 0 \\ 1 & 0 \end{pmatrix} + d \begin{pmatrix} 0 & 0 \\ 0 & 1 \end{pmatrix} \\ &= a e_1^1 + b e_2^1 + c e_1^2 + d e_2^2. \end{aligned}$$

The coefficients  $(a, b, c, d)$  of the basis vectors  $(e_1^1, e_2^1, e_1^2, e_2^2)$  encode the information of which matrix the vector  $v$  is. We store them in column vector by writing

$$v = a e_1^1 + b e_2^1 + c e_1^2 + d e_2^2 =: (e_1^1, e_2^1, e_1^2, e_2^2) \begin{pmatrix} a \\ b \\ c \\ d \end{pmatrix} =: \begin{pmatrix} a \\ b \\ c \\ d \end{pmatrix}_B \quad (7.1.3)$$

The column vector  $\begin{pmatrix} a \\ b \\ c \\ d \end{pmatrix}$  encodes the vector  $v$  but is NOT equal to it! (After all,  $v$  is a matrix so could not equal a column vector.) Both notations on the right hand side of the above equation really stand for the vector obtained by multiplying the coefficients stored in the column vector by the corresponding basis element and then summing over them.

Next, let's consider a tautological example showing how to label column vectors in terms of column vectors:

#### ✓ Example 7.1.2: (Standard Basis of $\mathfrak{R}^2$ )

The vectors

$$e_1 = \begin{pmatrix} 1 \\ 0 \end{pmatrix}, \quad e_2 = \begin{pmatrix} 0 \\ 1 \end{pmatrix} \quad (7.1.4)$$

are called the *standard basis vectors* of  $\mathfrak{R}^2 = \mathfrak{R}^{\{1,2\}}$ . Their description as functions of  $\{1, 2\}$  are

$$e_1(k) = \begin{cases} 1, & \text{if } k = 1 \\ 0, & \text{if } k = 2 \end{cases} \quad (7.1.5)$$

$$e_2(k) = \begin{cases} 0, & \text{if } k = 1 \\ 1, & \text{if } k = 2 \end{cases} \quad (7.1.6)$$

It is natural to assign these the order:  $e_1$  is first and  $e_2$  is second. An arbitrary vector  $v$  of  $\mathfrak{R}^2$  can be written as

$$v = \begin{pmatrix} x \\ y \end{pmatrix} = xe_1 + ye_2. \quad (7.1.7)$$

To emphasize that we are using the standard basis we define the list (or ordered set)

$$E = (e_1, e_2), \quad (7.1.8)$$

and write

$$\begin{pmatrix} x \\ y \end{pmatrix}_E := (e_1, e_2) \begin{pmatrix} x \\ y \end{pmatrix} := xe_1 + ye_2 = v. \quad (7.1.9)$$

You should read this equation by saying:

"The column vector of the vector  $v$  in the basis  $E$  is  $\begin{pmatrix} x \\ y \end{pmatrix}$ ."

Again, the first notation of a column vector with a subscript  $E$  refers to the vector obtained by multiplying each basis vector by the corresponding scalar listed in the column and then summing these, *i.e.*  $xe_1 + ye_2$ . The second notation denotes exactly the same thing but we first list the basis elements and then the column vector; a useful trick because this can be read in the same way as matrix multiplication of a row vector times a column vector--except that the entries of the row vector are themselves vectors!

You should already try to write down the standard basis vectors for  $\mathfrak{R}^n$  for other values of  $n$  and express an arbitrary vector in  $\mathfrak{R}^n$  in terms of them.

The last example probably seems pedantic because column vectors are already just ordered lists of numbers and the basis notation has simply allowed us to "re-express" these as lists of numbers. Of course, this objection does not apply to more complicated vector spaces like our first matrix example. Moreover, as we saw earlier, there are infinitely many other pairs of vectors in  $\mathfrak{R}^2$  that form a basis.

### ✓ Example 7.1.3: (A Non-Standard Basis of $\mathfrak{R}^2 = \mathfrak{R}^{\{1,2\}}$ )

$$b = \begin{pmatrix} 1 \\ 1 \end{pmatrix}, \quad \beta = \begin{pmatrix} 1 \\ -1 \end{pmatrix}. \quad (7.1.10)$$

As functions of  $\{1, 2\}$  they read

$$b(k) = \begin{cases} 1, & \text{if } k = 1 \\ 1, & \text{if } k = 2 \end{cases} \quad (7.1.11)$$

$$\beta(k) = \begin{cases} 1, & \text{if } k = 1 \\ -1, & \text{if } k = 2 \end{cases} \quad (7.1.12)$$

Notice something important: there is no reason to say that  $\beta$  comes before  $b$  or vice versa. That is, there is no *a priori* reason to give these basis elements one order or the other. However, it will be necessary to give the basis elements an order if we want to use them to encode other vectors. We choose one arbitrarily; let

$$B = (b, \beta) \quad (7.1.13)$$

be the ordered basis. Note that for an unordered set we use the  $\{\}$  parentheses while for lists or ordered sets we use  $()$ .

As before we define

$$\begin{pmatrix} x \\ y \end{pmatrix}_B := (b, \beta) \begin{pmatrix} x \\ y \end{pmatrix} := xb + y\beta. \quad (7.1.14)$$

You might think that the numbers  $x$  and  $y$  denote exactly the same vector as in the previous example. However, they do not. Inserting the actual vectors that  $b$  and  $\beta$  represent we have

$$xb + y\beta = x \begin{pmatrix} 1 \\ 1 \end{pmatrix} + y \begin{pmatrix} 1 \\ -1 \end{pmatrix} = \begin{pmatrix} x+y \\ x-y \end{pmatrix}. \quad (7.1.15)$$

Thus, to contrast, we have

$$\begin{pmatrix} x \\ y \end{pmatrix}_B = \begin{pmatrix} x+y \\ x-y \end{pmatrix} \text{ and } \begin{pmatrix} x \\ y \end{pmatrix}_E = \begin{pmatrix} x \\ y \end{pmatrix} \quad (7.1.16)$$

Only in the standard basis  $E$  does the column vector of  $v$  agree with the column vector that  $v$  actually is!

Based on the above example, you might think that our aim would be to find the "standard basis" for any problem. In fact, this is far from the truth. Notice, for example that the vector

$$v = \begin{pmatrix} 1 \\ 1 \end{pmatrix} = e_1 + e_2 = b \quad (7.1.17)$$

written in the standard basis  $E$  is just

$$v = \begin{pmatrix} 1 \\ 1 \end{pmatrix}_E, \quad (7.1.18)$$

which was easy to calculate. But in the basis  $B$  we find

$$v = \begin{pmatrix} 1 \\ 0 \end{pmatrix}_B, \quad (7.1.19)$$

which is actually a simpler column vector! The fact that there are many bases for any given vector space allows us to choose a basis in which our computation is easiest. In any case, the standard basis only makes sense for  $\mathfrak{R}^n$ . Suppose your vector space was the set of solutions to a differential equation--what would a standard basis then be?

#### ✓ Example 7.1.4: A Basis For a Hyperplane

Lets again consider the hyperplane

$$V = \left\{ c_1 \begin{pmatrix} 1 \\ 1 \\ 0 \end{pmatrix} + c_2 \begin{pmatrix} 0 \\ 1 \\ 1 \end{pmatrix} \mid c_1, c_2 \in \mathfrak{R} \right\} \quad (7.1.20)$$

One possible choice of ordered basis is

$$b_1 = \begin{pmatrix} 1 \\ 1 \\ 0 \end{pmatrix}, \quad b_2 = \begin{pmatrix} 0 \\ 1 \\ 1 \end{pmatrix}, \quad B = (b_1, b_2). \quad (7.1.21)$$

With this choice

$$\begin{pmatrix} x \\ y \end{pmatrix}_B := xb_1 + yb_2 = x \begin{pmatrix} 1 \\ 1 \\ 0 \end{pmatrix} + y \begin{pmatrix} 0 \\ 1 \\ 1 \end{pmatrix} = \begin{pmatrix} x \\ x+y \\ y \end{pmatrix}_E. \quad (7.1.22)$$

With the other choice of order  $B' = (b_2, b_1)$

$$\begin{pmatrix} x \\ y \end{pmatrix}_{B'} := xb_2 + yb_1 = x \begin{pmatrix} 0 \\ 1 \\ 1 \end{pmatrix} + y \begin{pmatrix} 1 \\ 1 \\ 0 \end{pmatrix} = \begin{pmatrix} y \\ x+y \\ x \end{pmatrix}_E. \quad (7.1.23)$$

We see that the order of basis elements matters.

Finding the column vector of a given vector in a given basis usually amounts to a linear systems problem:

✓ Example 7.1.5: Pauli Matrices

Let

$$V = \left\{ \begin{pmatrix} z & u \\ v & -z \end{pmatrix} \mid z, u, v \in \mathbb{C} \right\} \quad (7.1.24)$$

be the vector space of trace-free complex-valued matrices (over  $\mathbb{C}$ ) with basis  $B = (\sigma_x, \sigma_y, \sigma_z)$ , where

$$\sigma_x = \begin{pmatrix} 0 & 1 \\ 1 & 0 \end{pmatrix}, \quad \sigma_y = \begin{pmatrix} 0 & -i \\ i & 0 \end{pmatrix}, \quad \sigma_z = \begin{pmatrix} 1 & 0 \\ 0 & -1 \end{pmatrix}. \quad (7.1.25)$$

These three matrices are the famous *Pauli matrices*, they are used to describe electrons in quantum theory.

Let

$$v = \begin{pmatrix} -2+i & 1+i \\ 3-i & -2-i \end{pmatrix}. \quad (7.1.26)$$

Find the column vector of  $v$  in the basis  $B$ .

For this we must solve the equation

$$\begin{pmatrix} -2+i & 1+i \\ 3-i & -2-i \end{pmatrix} = \alpha^x \begin{pmatrix} 0 & 1 \\ 1 & 0 \end{pmatrix} + \alpha^y \begin{pmatrix} 0 & -i \\ i & 0 \end{pmatrix} + \alpha^z \begin{pmatrix} 1 & 0 \\ 0 & -1 \end{pmatrix}. \quad (7.1.27)$$

This gives three equations, *i.e.* a linear systems problem, for the  $\alpha$ 's

$$\begin{cases} \alpha^x - i\alpha^y & = & 1+i \\ \alpha^x + i\alpha^y & = & 3-i \\ & \alpha^z & = & -2+i \end{cases} \quad (7.1.28)$$

with solution

$$\alpha^x = 2, \quad \alpha^y = 2 - 2i, \quad \alpha^z = -2 + i. \quad (7.1.29)$$

Hence

$$v = \begin{pmatrix} 2 \\ 2 - 2i \\ -2 + i \end{pmatrix}_B. \quad (7.1.30)$$

To summarize, the *column vector of a vector*  $v$  in an ordered basis  $B = (b_1, b_2, \dots, b_n)$ ,

$$\begin{pmatrix} \alpha^1 \\ \alpha^2 \\ \vdots \\ \alpha^n \end{pmatrix}, \quad (7.1.31)$$

is defined by solving the linear systems problem

$$v = \alpha^1 b_1 + \alpha^2 b_2 + \dots + \alpha^n b_n = \sum_{i=1}^n \alpha^i b_i. \quad (7.1.32)$$

The numbers  $(\alpha^1, \alpha^2, \dots, \alpha^n)$  are called the *components of the vector*  $v$ . Two useful shorthand notations for this are

$$v = \begin{pmatrix} \alpha^1 \\ \alpha^2 \\ \vdots \\ \alpha^n \end{pmatrix}_B = (b_1, b_2, \dots, b_n) \begin{pmatrix} \alpha^1 \\ \alpha^2 \\ \vdots \\ \alpha^n \end{pmatrix}. \quad (7.1.33)$$

## 7.1.2: From Linear Operators to Matrices

Chapter 6 showed that linear functions are very special kinds of functions; they are fully specified by their values on any basis for their domain. A matrix records how a linear operator maps an element of the basis to a sum of multiples in the target space basis.

More carefully, if  $L$  is a linear operator from  $V$  to  $W$  then the matrix for  $L$  in the ordered bases  $B = (b_1, b_2, \dots)$  for  $V$  and  $B' = (\beta_1, \beta_2, \dots)$  for  $W$  is the array of numbers  $m_i^j$  specified by

$$L(b_i) = m_i^1 \beta_1 + \dots + m_i^j \beta_j + \dots \quad (7.1.34)$$

### Remark

To calculate the matrix of a linear transformation you must compute what the linear transformation does to every input basis vector and then write the answers in terms of the output basis vectors:

$$\begin{aligned} & (L(b_1), L(b_2), \dots, L(b_j), \dots) \\ &= \left( (\beta_1, \beta_2, \dots, \beta_j, \dots) \begin{pmatrix} m_1^1 \\ m_2^1 \\ \vdots \\ m_j^1 \\ \vdots \end{pmatrix}, (\beta_1, \beta_2, \dots, \beta_j, \dots) \begin{pmatrix} m_1^2 \\ m_2^2 \\ \vdots \\ m_j^2 \\ \vdots \end{pmatrix}, \dots, (\beta_1, \beta_2, \dots, \beta_j, \dots) \begin{pmatrix} m_1^i \\ m_2^i \\ \vdots \\ m_j^i \\ \vdots \end{pmatrix}, \dots \right) \\ &= (\beta_1, \beta_2, \dots, \beta_j, \dots) \begin{pmatrix} m_1^1 & m_2^1 & \dots & m_i^1 & \dots \\ m_1^2 & m_2^2 & \dots & m_i^2 & \dots \\ \vdots & \vdots & & \vdots & \\ m_1^j & m_2^j & \dots & m_i^j & \dots \\ \vdots & \vdots & & \vdots & \end{pmatrix} \end{aligned}$$

### Example 7.1.6:

Consider  $L : V \rightarrow \mathfrak{R}^3$  defined by

$$L \begin{pmatrix} 1 \\ 1 \\ 0 \end{pmatrix} = \begin{pmatrix} 0 \\ 1 \\ 0 \end{pmatrix}, \quad L \begin{pmatrix} 0 \\ 1 \\ 1 \end{pmatrix} = \begin{pmatrix} 0 \\ 1 \\ 0 \end{pmatrix}. \quad (7.1.35)$$

By linearity this specifies the action of  $L$  on any vector from  $V$  as

$$L \left[ c_1 \begin{pmatrix} 1 \\ 1 \\ 0 \end{pmatrix} + c_2 \begin{pmatrix} 0 \\ 1 \\ 1 \end{pmatrix} \right] = (c_1 + c_2) \begin{pmatrix} 0 \\ 1 \\ 0 \end{pmatrix}. \quad (7.1.36)$$

We had trouble expressing this linear operator as a matrix. Lets take input basis

$$B = \left( \begin{pmatrix} 1 \\ 1 \\ 0 \end{pmatrix}, \begin{pmatrix} 0 \\ 1 \\ 1 \end{pmatrix} \right) =: (b_1, b_2), \quad (7.1.37)$$

and output basis

$$E = \left( \begin{pmatrix} 1 \\ 0 \\ 0 \end{pmatrix}, \begin{pmatrix} 0 \\ 1 \\ 0 \end{pmatrix}, \begin{pmatrix} 0 \\ 0 \\ 1 \end{pmatrix} \right). \quad (7.1.38)$$

Then

$$Lb_1 = 0 \cdot e_1 + 1 \cdot e_2 + 0 \cdot e_3 = Lb_2, \quad (7.1.39)$$

or

$$(Lb_1, Lb_2) = \left( (e_1, e_2, e_3) \begin{pmatrix} 0 \\ 1 \\ 0 \end{pmatrix}, (e_1, e_2, e_3) \begin{pmatrix} 0 \\ 1 \\ 0 \end{pmatrix} \right) = (e_1, e_2, e_3) \begin{pmatrix} 0 & 0 \\ 1 & 1 \\ 0 & 0 \end{pmatrix}. \quad (7.1.40)$$

The matrix on the right is the matrix of  $L$  in these bases. More succinctly we could write

$$L \begin{pmatrix} x \\ y \end{pmatrix}_B = (x + y) \begin{pmatrix} 0 \\ 1 \\ 0 \end{pmatrix}_E \quad (7.1.41)$$

and thus see that  $L$  acts like the matrix

$$\begin{pmatrix} 0 & 0 \\ 1 & 1 \\ 0 & 0 \end{pmatrix} \quad (7.1.42)$$

Hence

$$L \begin{pmatrix} x \\ y \end{pmatrix}_B = \left( \begin{pmatrix} 0 & 0 \\ 1 & 1 \\ 0 & 0 \end{pmatrix} \begin{pmatrix} x \\ y \end{pmatrix} \right)_E; \quad (7.1.43)$$

given input and output bases, the linear operator is now encoded by a matrix.

This is the general rule for this chapter:

$$\textit{Linear operators become matrices when given ordered input and output bases.} \quad (7.1.44)$$

### ✓ Example 7.1.7:

Lets compute a matrix for the derivative operator acting on the vector space of polynomials of degree 2 or less:

$$V = \{a_0 1 + a_1 x + a_2 x^2 \mid a_0, a_1, a_2 \in \mathfrak{R}\}. \quad (7.1.45)$$

In the ordered basis  $B = (1, x, x^2)$  we write

$$\begin{pmatrix} a \\ b \\ c \end{pmatrix}_B = a \cdot 1 + bx + cx^2 \quad (7.1.46)$$

and

$$\frac{d}{dx} \begin{pmatrix} a \\ b \\ c \end{pmatrix}_B = b \cdot 1 + 2cx + 0x^2 = \begin{pmatrix} b \\ 2c \\ 0 \end{pmatrix}_B \quad (7.1.47)$$

In the ordered basis  $B$  for both domain and range

$$\frac{d}{dx} = \begin{pmatrix} 0 & 1 & 0 \\ 0 & 0 & 2 \\ 0 & 0 & 0 \end{pmatrix} \quad (7.1.48)$$

Notice this last equation makes no sense without explaining which bases we are using!

#### 7.1.2.1: Contributor

- [David Cherney](#), [Tom Denton](#), and [Andrew Waldron](#) (UC Davis)

---

This page titled [7.1: Linear Transformations and Matrices](#) is shared under a [not declared](#) license and was authored, remixed, and/or curated by [David Cherney, Tom Denton, & Andrew Waldron](#).

## 7.2: Review Problems

1. A door factory can buy supplies in two kinds of packages,  $f$  and  $g$ . The package  $f$  contains 3 slabs of wood, 4 fasteners, and 6 brackets. The package  $g$  contains 5 fasteners, 3 brackets, and 7 slabs of wood.

- Give a list of inputs and outputs for the functions  $f$  and  $g$ .
- Give an order to the 3 kinds of supplies and then write  $f$  and  $g$  as elements of  $\mathfrak{R}^3$ .
- Let  $L$  be the manufacturing process; it takes in supply packages and gives out two products (doors, and door frames) and it is linear in supplies. If  $Lf$  is 1 door and 2 frames and  $Lg$  is 3 doors and 1 frame, find a matrix for  $L$ .

2. You are designing a simple keyboard synthesizer with two keys. If you push the first key with intensity  $a$  then the speaker moves in time as  $a \sin(t)$ . If you push the second key with intensity  $b$  then the speaker moves in time as  $b \sin(2t)$ . If the keys are pressed simultaneously,

- Describe the set of all sounds that come out of your synthesizer. (*Hint*: Sounds can be "added".)

b) Graph the function  $\begin{pmatrix} 3 \\ 5 \end{pmatrix} \in \mathfrak{R}^{1,2}$ .

c) Let  $B = (\sin(t), \sin(2t))$ . Explain why  $\begin{pmatrix} 3 \\ 5 \end{pmatrix}_B$  is not in  $\mathfrak{R}^{1,2}$  but is still a function.

d) Graph the function  $\begin{pmatrix} 3 \\ 5 \end{pmatrix}_B$ .

3.

a) Find the matrix for  $\frac{d}{dx}$  acting on the vector space  $V$  of polynomials of degree 2 or less in the ordered basis  $B' = (x^2, x, 1)$

b) Use the matrix from part (a) to rewrite the differential equation  $\frac{d}{dx}p(x) = x$  as a matrix equation. Find all solutions of the matrix equation. Translate them into elements of  $V$ .

c) Find the matrix for  $\frac{d}{dx}$  acting on the vector space  $V$  in the ordered basis  $(x^2 + x, x^2 - x, 1)$ .

d) Use the matrix from part (c) to rewrite the differential equation  $\frac{d}{dx}p(x) = x$  as a matrix equation. Find all solutions of the matrix equation. Translate them into elements of  $V$ .

e) Compare and contrast your results from parts (b) and (d).

4. Find the "matrix" for  $\frac{d}{dx}$  acting on the vector space of all power series in the ordered basis  $(1, x, x^2, x^3, \dots)$ . Use this matrix to find all power series solutions to the differential equation  $\frac{d}{dx}f(x) = x$ . *Hint*: your "matrix" may not have finite size.

5. Find the matrix for  $\frac{d^2}{dx^2}$  acting on  $\{c_1 \cos(x) + c_2 \sin(x) | c_1, c_2 \in \mathfrak{R}\}$  in the ordered basis  $(\cos(x), \sin(x))$ .

6. Find the matrix for  $\frac{d}{dx}$  acting on  $\{c_1 \cosh(x) + c_2 \sinh(x) | c_1, c_2 \in \mathfrak{R}\}$  in the ordered basis  $(\cosh(x) + \sinh(x), \cosh(x) - \sinh(x))$ . (Recall that the hyperbolic trigonometric functions are defined by  $\cosh(x) = \frac{e^x + e^{-x}}{2}$ ,  $\sinh(x) = \frac{e^x - e^{-x}}{2}$ .)

7. Let  $B = (1, x, x^2)$  be an ordered basis for

$$V = \{a_0 + a_1x + a_2x^2 | a_0, a_1, a_2 \in \mathfrak{R}\}, \quad (7.2.1)$$

and let  $B' = (x^3, x^2, x, 1)$  be an ordered basis for

$$W = \{a_0 + a_1x + a_2x^2 + a_3x^3 | a_0, a_1, a_2, a_3 \in \mathfrak{R}\}, \quad (7.2.2)$$

Find the matrix for the operator  $J : V \rightarrow W$  defined by

$$Jp(x) = \int_1^x p(t)dt \quad (7.2.3)$$

relative to these bases.

## Contributor

- [David Cherney](#), [Tom Denton](#), and [Andrew Waldron](#) (UC Davis)

---

This page titled [7.2: Review Problems](#) is shared under a [not declared](#) license and was authored, remixed, and/or curated by [David Cherney](#), [Tom Denton](#), & [Andrew Waldron](#).

## 7.3: Properties of Matrices

The objects of study in linear algebra are linear operators. We have seen that linear operators can be represented as matrices through choices of ordered bases, and that matrices provide a means of efficient computation. We now begin an in depth study of matrices.

### Definition: matrix, Column and Row Vectors

An  $r \times k$  matrix  $M = (m_j^i)$  for  $i = 1, \dots, r; j = 1, \dots, k$  is a rectangular array of real (or complex) numbers:

$$M = \begin{pmatrix} m_1^1 & m_2^1 & \cdots & m_k^1 \\ m_1^2 & m_2^2 & \cdots & m_k^2 \\ \vdots & \vdots & \ddots & \vdots \\ m_1^r & m_2^r & \cdots & m_k^r \end{pmatrix}. \quad (7.3.1)$$

The numbers  $m_j^i$  are called *entries*. The superscript indexes the row of the matrix and the subscript indexes the column of the matrix in which  $m_j^i$  appears.

An  $r \times 1$  matrix  $v = (v_i^r) = (v^r)$  is called a *column vector*, written

$$v = \begin{pmatrix} v^1 \\ v^2 \\ \vdots \\ v^r \end{pmatrix}. \quad (7.3.2)$$

A  $1 \times k$  matrix  $v = (v_k^1) = (v_k)$  is called a *row vector*, written

$$v = (v_1 \quad v_2 \quad \cdots \quad v_k). \quad (7.3.3)$$

The *transpose of a column vector* is the corresponding row vector and vice versa:

### Example 7.3.1:

Let

$$v = \begin{pmatrix} 1 \\ 2 \\ 3 \end{pmatrix}. \quad (7.3.4)$$

Then

$$v^T = (1 \quad 2 \quad 3), \quad (7.3.5)$$

and  $(v^T)^T = v$ .

A matrix is an efficient way to store information:

### Example 7.3.2: Gif images

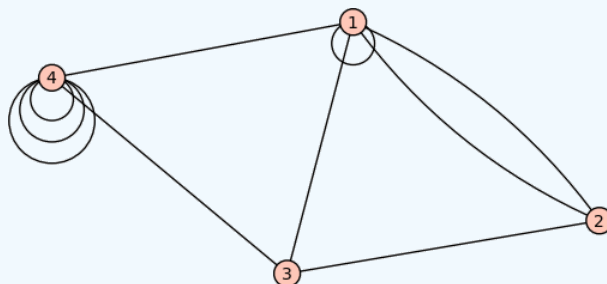
In computer graphics, you may have encountered image files with a .gif extension. These files are actually just matrices: at the start of the file the size of the matrix is given, after which each number is a matrix entry indicating the color of a particular pixel in the image.

This matrix then has its rows shuffled a bit: by listing, say, every eighth row, a web browser downloading the file can start displaying an incomplete version of the picture before the download is complete.

Finally, a compression algorithm is applied to the matrix to reduce the file size.

✓ Example 7.3.3:

Graphs occur in many applications, ranging from telephone networks to airline routes. In the subject of [graph theory](#), a graph is just a collection of vertices and some edges connecting vertices. A matrix can be used to indicate how many edges attach one vertex to another.



For example, the graph pictured above would have the following matrix, where  $m_j^i$  indicates the number of edges between the vertices labeled  $i$  and  $j$ :

$$M = \begin{pmatrix} 1 & 2 & 1 & 1 \\ 2 & 0 & 1 & 0 \\ 1 & 1 & 0 & 1 \\ 1 & 0 & 1 & 3 \end{pmatrix} \quad (7.3.6)$$

This is an example of a *symmetric matrix*, since  $m_j^i = m_i^j$ .

The set of all  $r \times k$  matrices

$$M_k^r := \{(m_j^i) | m_j^i \in \mathbb{R}; i = 1, \dots, r; j = 1 \dots k\}, \quad (7.3.7)$$

is itself a vector space with addition and scalar multiplication defined as follows:

$$M + N = (m_j^i) + (n_j^i) = (m_j^i + n_j^i) \quad (7.3.8)$$

$$rM = r(m_j^i) = (rm_j^i) \quad (7.3.9)$$

In other words, addition just adds corresponding entries in two matrices, and scalar multiplication multiplies every entry. Notice that  $M_1^n = \mathfrak{R}^n$  is just the vector space of column vectors.

Recall that we can multiply an  $r \times k$  matrix by a  $k \times 1$  column vector to produce a  $r \times 1$  column vector using the rule

$$MV = \left( \sum_{j=1}^k m_j^i v^j \right). \quad (7.3.10)$$

This suggests the rule for multiplying an  $r \times k$  matrix  $M$  by a  $k \times s$  matrix  $N$ : our  $k \times s$  matrix  $N$  consists of  $s$  column vectors side-by-side, each of dimension  $k \times 1$ . We can multiply our  $r \times k$  matrix  $M$  by each of these  $s$  column vectors using the rule we already know, obtaining  $s$  column vectors each of dimension  $r \times 1$ . If we place these  $s$  column vectors side-by-side, we obtain an  $r \times s$  matrix  $MN$ .

That is, let

$$N = \begin{pmatrix} n_1^1 & n_2^1 & \dots & n_s^1 \\ n_1^2 & n_2^2 & \dots & n_s^2 \\ \vdots & \vdots & & \vdots \\ n_1^k & n_2^k & \dots & n_s^k \end{pmatrix} \quad (7.3.11)$$

and call the columns  $N_1$  through  $N_s$ :

$$N_1 = \begin{pmatrix} n_1^1 \\ n_1^2 \\ \vdots \\ n_1^k \end{pmatrix}, N_2 = \begin{pmatrix} n_2^1 \\ n_2^2 \\ \vdots \\ n_2^k \end{pmatrix}, \dots, N_s = \begin{pmatrix} n_s^1 \\ n_s^2 \\ \vdots \\ n_s^k \end{pmatrix}. \quad (7.3.12)$$

Then

$$MN = M \begin{pmatrix} | & | & \dots & | \\ N_1 & N_2 & \dots & N_s \\ | & | & \dots & | \end{pmatrix} = \begin{pmatrix} | & | & \dots & | \\ MN_1 & MN_2 & \dots & MN_s \\ | & | & \dots & | \end{pmatrix} \quad (7.3.13)$$

Concisely: If  $M = (m_j^i)$  for  $i = 1, \dots, r; j = 1, \dots, k$  and  $N = (n_j^i)$  for  $i = 1, \dots, k; j = 1, \dots, s$ , then  $MN = L$  where  $L = (\ell_j^i)$  for  $i = 1, \dots, r; j = 1, \dots, s$  is given by

$$\ell_j^i = \sum_{p=1}^k m_p^i n_j^p. \quad (7.3.14)$$

This rule obeys linearity.

Notice that in order for the multiplication to make sense, the columns and rows must match. For an  $r \times k$  matrix  $M$  and an  $s \times m$  matrix  $N$ , then to make the product  $MN$  we must have  $k = s$ . Likewise, for the product  $NM$ , it is required that  $m = r$ . A common shorthand for keeping track of the sizes of the matrices involved in a given product is:

$$(r \times k) \times (k \times m) = (r \times m) \quad (7.3.15)$$

#### ✓ Example 7.3.4:

Multiplying a  $(3 \times 1)$  matrix and a  $(1 \times 2)$  matrix yields a  $(3 \times 2)$  matrix.

$$\begin{pmatrix} 1 \\ 3 \\ 2 \end{pmatrix} \begin{pmatrix} 2 & 3 \end{pmatrix} = \begin{pmatrix} 1 \cdot 2 & 1 \cdot 3 \\ 3 \cdot 2 & 3 \cdot 3 \\ 2 \cdot 2 & 2 \cdot 3 \end{pmatrix} = \begin{pmatrix} 2 & 3 \\ 6 & 9 \\ 4 & 6 \end{pmatrix} \quad (7.3.16)$$

Another way to view matrix multiplication is in terms of dot products:

*The entries of  $MN$  are made from the dot products of the rows of  $M$  with the columns of  $N$ .* (7.3.17)

#### ✓ Example 7.3.5:

Let

$$M = \begin{pmatrix} 1 & 3 \\ 3 & 5 \\ 2 & 6 \end{pmatrix} =: \begin{pmatrix} u^T \\ v^T \\ w^T \end{pmatrix} \text{ and } N = \begin{pmatrix} 2 & 3 & 1 \\ 0 & 1 & 0 \end{pmatrix} =: \begin{pmatrix} a & b & c \end{pmatrix} \quad (7.3.18)$$

where

$$u = \begin{pmatrix} 1 \\ 3 \end{pmatrix}, v = \begin{pmatrix} 3 \\ 5 \end{pmatrix}, w = \begin{pmatrix} 2 \\ 6 \end{pmatrix}, a = \begin{pmatrix} 2 \\ 0 \end{pmatrix}, b = \begin{pmatrix} 3 \\ 1 \end{pmatrix}, c = \begin{pmatrix} 1 \\ 0 \end{pmatrix}. \quad (7.3.19)$$

Then

\$\$

$MN =$

$$\begin{matrix} u \cdot a & u \cdot b & u \cdot c \\ v \cdot a & v \cdot b & v \cdot c \\ w \cdot a & w \cdot b & w \cdot c \end{matrix} \quad (7.3.20)$$

\right)

=

$$\begin{pmatrix} 2 & 6 & 1 \\ 6 & 14 & 3 \\ 4 & 12 & 2 \end{pmatrix} \quad (7.3.21)$$

\,

\]

This fact has an obvious yet important consequence:

#### Theorem: orthogonal

Let  $M$  be a matrix and  $x$  a column vector. If

$$Mx = 0 \quad (7.3.22)$$

then the vector  $x$  is orthogonal to the rows of  $M$ .

#### Remark

Remember that the set of all vectors that can be obtained by adding up scalar multiples of the columns of a matrix is called its *column space*. Similarly the *row space* is the set of all row vectors obtained by adding up multiples of the rows of a matrix. The above theorem says that if  $Mx = 0$ , then the vector  $x$  is orthogonal to every vector in the row space of  $M$ .

We know that  $r \times k$  matrices can be used to represent linear transformations  $\mathfrak{R}^k \rightarrow \mathfrak{R}^r$  via

$$MV = \sum_{j=1}^k m_j^i v^j, \quad (7.3.23)$$

which is the same rule used when we multiply an  $r \times k$  matrix by a  $k \times 1$  vector to produce an  $r \times 1$  vector.

Likewise, we can use a matrix  $N = (n_j^i)$  to define a linear transformation of a vector space of matrices. For example

$$L: M_k^s \xrightarrow{N} M_k^r, \quad (7.3.24)$$

$$L(M) = (l_k^i) \text{ where } l_k^i = \sum_{j=1}^s n_j^i m_k^j. \quad (7.3.25)$$

This is the same as the rule we use to multiply matrices. In other words,  $L(M) = NM$  is a linear transformation.

#### 7.3.0.1: Matrix Terminology

Let  $M = (m_j^i)$  be a matrix. The entries  $m_j^i$  are called *diagonal*, and the set  $\{m_1^1, m_2^2, \dots\}$  is called the *diagonal of the matrix*.

Any  $r \times r$  matrix is called a *square matrix*. A square matrix that is zero for all non-diagonal entries is called a diagonal matrix. An example of a square diagonal matrix is

\$\$

$$\begin{pmatrix} 2 & 0 & 0 \\ 0 & 3 & 0 \\ 0 & 0 & 0 \end{pmatrix} \quad (7.3.26)$$

\, .]

The  $r \times r$  diagonal matrix with all diagonal entries equal to 1 is called the *identity matrix*,  $I_r$ , or just  $I$ . An identity matrix looks like

$$I = \begin{pmatrix} 1 & 0 & 0 & \dots & 0 \\ 0 & 1 & 0 & \dots & 0 \\ 0 & 0 & 1 & \dots & 0 \\ \vdots & \vdots & \vdots & \ddots & \vdots \\ 0 & 0 & 0 & \dots & 1 \end{pmatrix}. \quad (7.3.27)$$

The identity matrix is special because

$$I_r M = M I_k = M \quad (7.3.28)$$

for all  $M$  of size  $r \times k$ .

 Definition

The *transpose* of an  $r \times k$  matrix  $M = (m_j^i)$  is the  $k \times r$  matrix with entries

$$M^T = (\hat{m}_j^i) \quad (7.3.29)$$

with  $\hat{m}_j^i = m_i^j$ .

A matrix  $M$  is *symmetric* if  $M = M^T$ .

✓ Example 7.3.6:

\[

$$\begin{pmatrix} 2 & 5 & 6 \\ 1 & 3 & 4 \end{pmatrix} \quad (7.3.30)$$

\wedge\{T\} =

$$\begin{pmatrix} 2 & 1 \\ 5 & 3 \\ 6 & 4 \end{pmatrix} \quad (7.3.31)$$

\, ,

$$\text{and} \quad (7.3.32)$$

$$\begin{pmatrix} 2 & 5 & 6 \\ 1 & 3 & 4 \end{pmatrix} \quad (7.3.33)$$

$$\begin{pmatrix} 2 & 5 & 6 \\ 1 & 3 & 4 \end{pmatrix} \quad (7.3.34)$$

\wedge\{T\} =

$$\begin{pmatrix} 65 & 43 \\ 43 & 26 \end{pmatrix} \quad (7.3.35)$$

\, , \\$\\$

is symmetric.

### 7.3.1: Observations

1. Only square matrices can be symmetric.
2. The transpose of a column vector is a row vector, and vice-versa.

3. Taking the transpose of a matrix twice does nothing. (i.e.,  $(M^T)^T = M$ .)

 **Theorem: Transpose and Multiplication**

Let  $M, N$  be matrices such that  $MN$  makes sense. Then

$$(MN)^T = N^T M^T.$$

The proof of this theorem is left to Review [Question 2](#).

### 7.3.2: Associativity and Non-Commutativity

Many properties of matrices following from the same property for real numbers. Here is an example.

 **Example 7.3.7:**

**Associativity of matrix multiplication.** We know for real numbers  $x, y$  and  $z$  that

$$x(yz) = (xy)z, \tag{7.3.36}$$

i.e., the order of bracketing does not matter. The same property holds for matrix multiplication, let us show why.

Suppose  $M = (m_j^i)$ ,  $N = (n_k^j)$  and  $R = (r_t^k)$  are, respectively,  $m \times n$ ,  $n \times r$  and  $r \times t$  matrices. Then from the rule for matrix multiplication we have

$$MN = \left( \sum_{j=1}^n m_j^i n_k^j \right) \text{ and } NR = \left( \sum_{k=1}^r n_k^j r_t^k \right). \tag{7.3.37}$$

So first we compute

$$(MN)R = \left( \sum_{k=1}^r \left[ \sum_{j=1}^n m_j^i n_k^j \right] r_t^k \right) = \left( \sum_{k=1}^r \sum_{j=1}^n \left[ m_j^i n_k^j \right] r_t^k \right) = \left( \sum_{k=1}^r \sum_{j=1}^n m_j^i n_k^j r_t^k \right). \tag{7.3.38}$$

In the first step we just wrote out the definition for matrix multiplication, in the second step we moved summation symbol outside the bracket (this is just the distributive property  $x(y+z) = xy+xz$  for numbers) and in the last step we used the associativity property for real numbers to remove the square brackets. Exactly the same reasoning shows that

$$M(NR) = \left( \sum_{j=1}^n m_j^i \left[ \sum_{k=1}^r n_k^j r_t^k \right] \right) = \left( \sum_{k=1}^r \sum_{j=1}^n m_j^i \left[ n_k^j r_t^k \right] \right) = \left( \sum_{k=1}^r \sum_{j=1}^n m_j^i n_k^j r_t^k \right). \tag{7.3.39}$$

This is the same as above so we are done. *As a fun remark, note that Einstein would simply have written*

$$(MN)R = (m_j^i n_k^j) r_t^k = m_j^i n_k^j r_t^k = m_j^i (n_k^j r_t^k) = M(NR).$$

Sometimes matrices do not share the properties of regular numbers. In particular, for *generic*  $n \times n$  square matrices  $M$  and  $N$ ,

$$MN \neq NM. \tag{7.3.40}$$

 **(Matrix multiplication does *not* commute.)**

$$\begin{pmatrix} 1 & 1 \\ 0 & 1 \end{pmatrix} \begin{pmatrix} 1 & 0 \\ 1 & 1 \end{pmatrix} = \begin{pmatrix} 2 & 1 \\ 1 & 1 \end{pmatrix} \tag{7.3.41}$$

On the other hand:

$$\begin{pmatrix} 1 & 0 \\ 1 & 1 \end{pmatrix} \begin{pmatrix} 1 & 1 \\ 0 & 1 \end{pmatrix} = \begin{pmatrix} 1 & 1 \\ 1 & 2 \end{pmatrix}. \quad (7.3.42)$$

Since  $n \times n$  matrices are linear transformations  $\mathfrak{R}^n \rightarrow \mathfrak{R}^n$ , we can see that the order of successive linear transformations matters. Here is an example of matrices acting on objects in three dimensions that also shows matrices not commuting.

### ✓ Example 7.3.8:

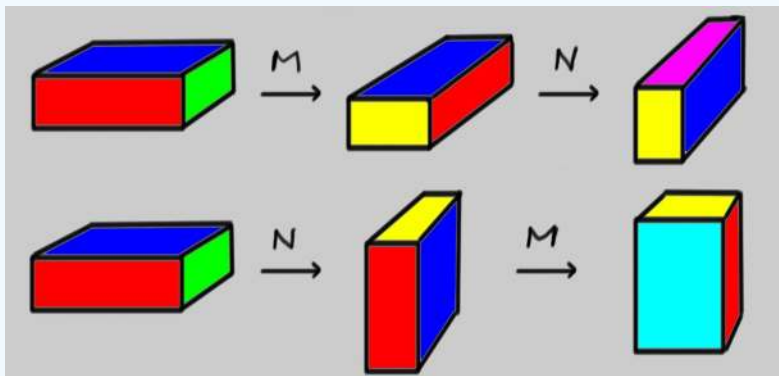
In Review [Problem 3](#), you learned that the matrix

$$M = \begin{pmatrix} \cos \theta & \sin \theta \\ -\sin \theta & \cos \theta \end{pmatrix}, \quad (7.3.43)$$

rotates vectors in the plane by an angle  $\theta$ . We can generalize this, using block matrices, to three dimensions. In fact the following matrices built from a  $2 \times 2$  rotation matrix, a  $1 \times 1$  identity matrix and zeroes everywhere else

$$M = \begin{pmatrix} \cos \theta & \sin \theta & 0 \\ -\sin \theta & \cos \theta & 0 \\ 0 & 0 & 1 \end{pmatrix} \quad \text{and} \quad N = \begin{pmatrix} 1 & 0 & 0 \\ 0 & \cos \theta & \sin \theta \\ 0 & -\sin \theta & \cos \theta \end{pmatrix}, \quad (7.3.44)$$

perform rotations by an angle  $\theta$  in the  $xy$  and  $yz$  planes, respectively. Because, they rotate single vectors, you can also use them to rotate objects built from a collection of vectors like pretty colored blocks! Here is a picture of  $M$  and then  $N$  acting on such a block, compared with the case of  $N$  followed by  $M$ . The special case of  $\theta = 90^\circ$  is shown.



Notice how the end products of  $MN$  and  $NM$  are different, so  $MN \neq NM$  here.

### 7.3.3: Block Matrices

It is often convenient to partition a matrix  $M$  into smaller matrices called *blocks*, like so:

$$M = \left( \begin{array}{ccc|c} 1 & 2 & 3 & 1 \\ 4 & 5 & 6 & 0 \\ 7 & 8 & 9 & 1 \\ 0 & 1 & 2 & 0 \end{array} \right) = \left( \begin{array}{c|c} A & B \\ C & D \end{array} \right) \quad (7.3.45)$$

Here  $A = \begin{pmatrix} 1 & 2 & 3 \\ 4 & 5 & 6 \\ 7 & 8 & 9 \end{pmatrix}$ ,  $B = \begin{pmatrix} 1 \\ 0 \\ 1 \end{pmatrix}$ ,  $C = (0 \ 1 \ 2)$ ,  $D = (0)$ .

1. The blocks of a block matrix must fit together to form a rectangle. So  $\left( \begin{array}{c|c} B & A \\ D & C \end{array} \right)$  makes sense, but

$\left( \begin{array}{c|c} C & B \\ D & A \end{array} \right)$  does not.

2. There are many ways to cut up an  $n \times n$  matrix into blocks. Often context or the entries of the matrix will suggest a useful way to divide the matrix into blocks. For example, if there are large blocks of zeros in a matrix, or blocks that look like an identity matrix, it can be useful to partition the matrix accordingly.

3. Matrix operations on block matrices can be carried out by treating the blocks as matrix entries. In the example above,

$$\begin{aligned} M^2 &= \left( \begin{array}{c|c} A & B \\ \hline C & D \end{array} \right) \left( \begin{array}{c|c} A & B \\ \hline C & D \end{array} \right) \\ &= \left( \begin{array}{c|c} A^2 + BC & AB + BD \\ \hline CA + DC & CB + D^2 \end{array} \right) \end{aligned}$$

Computing the individual blocks, we get:

$$\begin{aligned} A^2 + BC &= \begin{pmatrix} 30 & 37 & 44 \\ 66 & 81 & 96 \\ 102 & 127 & 152 \end{pmatrix} \\ AB + BD &= \begin{pmatrix} 4 \\ 10 \\ 16 \end{pmatrix} \\ CA + DC &= \begin{pmatrix} 18 \\ 21 \\ 24 \end{pmatrix} \\ CB + D^2 &= (2) \end{aligned}$$

Assembling these pieces into a block matrix gives:

$$\left( \begin{array}{ccc|c} 30 & 37 & 44 & 4 \\ 66 & 81 & 96 & 10 \\ 102 & 127 & 152 & 16 \\ \hline 4 & 10 & 16 & 2 \end{array} \right) \quad (7.3.46)$$

This is exactly  $M^2$ .

### 7.3.4: The Algebra of Square Matrices

Not every pair of matrices can be multiplied. When multiplying two matrices, the number of rows in the left matrix must equal the number of columns in the right. For an  $r \times k$  matrix  $M$  and an  $s \times l$  matrix  $N$ , then we must have  $k = s$ .

This is not a problem for square matrices of the same size, though. Two  $n \times n$  matrices can be multiplied in either order. For a single matrix  $M \in M_n^n$ , we can form  $M^2 = MM$ ,  $M^3 = MMM$ , and so on. It is useful to define

$$M^0 = I, \quad (7.3.47)$$

the identity matrix, just like  $x^0 = 1$  for numbers.

As a result, any polynomial can be evaluated on a matrix.

#### ✓ Example 7.3.9:

Let  $f(x) = x - 2x^2 + 3x^3$   
and

$$M = \begin{pmatrix} 1 & t \\ 0 & 1 \end{pmatrix}. \quad (7.3.48)$$

Then:

$$M^2 = \begin{pmatrix} 1 & 2t \\ 0 & 1 \end{pmatrix}, \quad M^3 = \begin{pmatrix} 1 & 3t \\ 0 & 1 \end{pmatrix}, \dots \quad (7.3.49)$$

Hence:

$$\begin{aligned} f(M) &= \begin{pmatrix} 1 & t \\ 0 & 1 \end{pmatrix} - 2 \begin{pmatrix} 1 & 2t \\ 0 & 1 \end{pmatrix} + 3 \begin{pmatrix} 1 & 3t \\ 0 & 1 \end{pmatrix} \\ &= \begin{pmatrix} 2 & 6t \\ 0 & 2 \end{pmatrix} \end{aligned}$$

Suppose  $f(x)$  is any function defined by a convergent Taylor Series:

$$f(x) = f(0) + f'(0)x + \frac{1}{2!}f''(0)x^2 + \dots \quad (7.3.50)$$

Then we can define the matrix function by just plugging in  $M$ :

$$f(M) = f(0) + f'(0)M + \frac{1}{2!}f''(0)M^2 + \dots \quad (7.3.51)$$

There are additional techniques to determine the convergence of Taylor Series of matrices, based on the fact that the convergence problem is simple for diagonal matrices. It also turns out that the matrix exponential

$$\exp(M) = I + M + \frac{1}{2}M^2 + \frac{1}{3!}M^3 + \dots, \quad (7.3.52)$$

always converges.

### 7.3.5: Trace

A large matrix contains a great deal of information, some of which often reflects the fact that you have not set up your problem efficiently. For example, a clever choice of basis can often make the matrix of a linear transformation very simple. Therefore, finding ways to extract the essential information of a matrix is useful. Here we need to assume that  $n < \infty$  otherwise there are subtleties with convergence that we'd have to address.

#### Definition: Trace

The *trace* of a square matrix  $M = (m_j^i)$  is the sum of its diagonal entries:

$$\text{tr}M = \sum_{i=1}^n m_i^i. \quad (7.3.53)$$

While matrix multiplication does not commute, the trace of a product of matrices does not depend on the order of multiplication:

$$\begin{aligned} \text{tr}(MN) &= \text{tr}\left(\sum_i M_i^j N_j^i\right) \\ &= \sum_i \sum_l M_l^i N_i^l \\ &= \sum_l \sum_i N_i^l M_l^i \\ &= \text{tr}\left(\sum_i N_i^l M_l^i\right) \\ &= \text{tr}(NM). \end{aligned}$$

Thus we have a Theorem:

#### Theorem

$$\text{tr}(MN) = \text{tr}(NM) \quad (7.3.54)$$

for any square matrices  $M$  and  $N$ .

✓ Example 7.3.11:

$$M = \begin{pmatrix} 1 & 1 \\ 0 & 1 \end{pmatrix}, N = \begin{pmatrix} 1 & 0 \\ 1 & 1 \end{pmatrix}. \quad (7.3.55)$$

so

$$MN = \begin{pmatrix} 2 & 1 \\ 1 & 1 \end{pmatrix} \neq NM = \begin{pmatrix} 1 & 1 \\ 1 & 2 \end{pmatrix}. \quad (7.3.56)$$

However,  $\text{tr}(MN) = 2 + 1 = 3 = 1 + 2 = \text{tr}(NM)$ .

Another useful property of the trace is that:

$$\text{tr}M = \text{tr}M^T \quad (7.3.57)$$

This is true because the trace only uses the diagonal entries, which are fixed by the transpose. For example:

$\text{tr}$

$$\begin{pmatrix} 1 & 1 \\ 2 & 3 \end{pmatrix} \quad (7.3.58)$$

$= 4 = \text{tr}$

$$\begin{pmatrix} 1 & 2 \\ 1 & 3 \end{pmatrix} \quad (7.3.59)$$

$= \text{tr}$

$$\begin{pmatrix} 1 & 2 \\ 1 & 3 \end{pmatrix} \quad (7.3.60)$$

$\wedge\{T\}$ , .

\$\$

Finally, trace is a linear transformation from matrices to the real numbers. This is easy to check.

### 7.3.5.1: Contributor

- [David Cherney](#), [Tom Denton](#), and [Andrew Waldron](#) (UC Davis)

This page titled [7.3: Properties of Matrices](#) is shared under a [not declared](#) license and was authored, remixed, and/or curated by [David Cherney](#), [Tom Denton](#), & [Andrew Waldron](#).

## 7.4: Review Problems

1. Compute the following matrix products

$$\begin{pmatrix} 1 & 2 & 1 \\ 4 & 5 & 2 \\ 7 & 8 & 2 \end{pmatrix} \begin{pmatrix} -2 & \frac{4}{3} & -\frac{1}{3} \\ 2 & -\frac{5}{3} & \frac{2}{3} \\ -1 & 2 & -1 \end{pmatrix}, \quad (1 \ 2 \ 3 \ 4 \ 5) \begin{pmatrix} 1 \\ 2 \\ 3 \\ 4 \\ 5 \end{pmatrix}, \quad (7.4.1)$$

$$\begin{pmatrix} 1 \\ 2 \\ 3 \\ 4 \\ 5 \end{pmatrix} (1 \ 2 \ 3 \ 4 \ 5), \quad \begin{pmatrix} 1 & 2 & 1 \\ 4 & 5 & 2 \\ 7 & 8 & 2 \end{pmatrix} \begin{pmatrix} -2 & \frac{4}{3} & -\frac{1}{3} \\ 2 & -\frac{5}{3} & \frac{2}{3} \\ -1 & 2 & -1 \end{pmatrix} \begin{pmatrix} 1 & 2 & 1 \\ 4 & 5 & 2 \\ 7 & 8 & 2 \end{pmatrix}, \quad (7.4.2)$$

$$(x \ y \ z) \begin{pmatrix} 2 & 1 & 1 \\ 1 & 2 & 1 \\ 1 & 1 & 2 \end{pmatrix} \begin{pmatrix} x \\ y \\ z \end{pmatrix}, \quad \begin{pmatrix} 2 & 1 & 2 & 1 & 2 \\ 0 & 2 & 1 & 2 & 1 \\ 0 & 1 & 2 & 1 & 2 \\ 0 & 2 & 1 & 2 & 1 \\ 0 & 0 & 0 & 0 & 2 \end{pmatrix} \begin{pmatrix} 1 & 2 & 1 & 2 & 1 \\ 0 & 1 & 2 & 1 & 2 \\ 0 & 2 & 1 & 2 & 1 \\ 0 & 1 & 2 & 1 & 2 \\ 0 & 0 & 0 & 0 & 1 \end{pmatrix}, \quad (7.4.3)$$

\$\$

$$\begin{pmatrix} -2 & \frac{4}{3} & -\frac{1}{3} \\ 2 & -\frac{5}{3} & \frac{2}{3} \\ -1 & 2 & -1 \end{pmatrix} \quad (7.4.4)$$

$$\begin{pmatrix} 4 & \frac{2}{3} & -\frac{2}{3} \\ 6 & \frac{5}{3} & -\frac{2}{3} \\ 12 & -\frac{16}{3} & \frac{10}{3} \end{pmatrix} \quad (7.4.5)$$

$$\begin{pmatrix} 1 & 2 & 1 \\ 4 & 5 & 2 \\ 7 & 8 & 2 \end{pmatrix} \quad (7.4.6)$$

\, .  
 \]

2. Let's prove the theorem  $(MN)^T = N^T M^T$ .

Note: the following is a common technique for proving matrix identities.

- Let  $M = (m_j^i)$  and let  $N = (n_j^i)$ . Write out a few of the entries of each matrix in the form given at the beginning of section 7.3.
- Multiply out  $MN$  and write out a few of its entries in the same form as in part (a). In terms of the entries of  $M$  and the entries of  $N$ , what is the entry in row  $i$  and column  $j$  of  $MN$ ?
- Take the transpose  $(MN)^T$  and write out a few of its entries in the same form as in part (a). In terms of the entries of  $M$  and the entries of  $N$ , what is the entry in row  $i$  and column  $j$  of  $(MN)^T$ ?
- Take the transposes  $N^T$  and  $M^T$  and write out a few of their entries in the same form as in part (a).

e) Multiply out  $N^T M^T$  and write out a few of its entries in the same form as in part a. In terms of the entries of  $M$  and the entries of  $N$ , what is the entry in row  $i$  and column  $j$  of  $N^T M^T$ ?

f) Show that the answers you got in parts (c) and (e) are the same.

3.

a) Let  $A = \begin{pmatrix} 1 & 2 & 0 \\ 3 & -1 & 4 \end{pmatrix}$ . Find  $AA^T$  and  $A^T A$  and their traces.

b) Let  $M$  be any  $m \times n$  matrix. Show that  $M^T M$  and  $MM^T$  are symmetric. (Hint: use the result of the previous problem.) What are their sizes? What is the relationship between their traces?

4. Let  $x = \begin{pmatrix} x_1 \\ \vdots \\ x_n \end{pmatrix}$  and  $y = \begin{pmatrix} y_1 \\ \vdots \\ y_n \end{pmatrix}$  be column vectors. Show that the dot product  $x \cdot y = x^T I y$ .

5. Above, we showed that *left* multiplication by an  $r \times s$  matrix  $N$  was a linear transformation  $M_k^s \xrightarrow{N} M_k^r$ . Show that *right* multiplication by a  $k \times m$  matrix  $R$  is a linear transformation  $M_k^s \xrightarrow{R} M_m^s$ . In other words, show that right matrix multiplication obeys linearity.

6. Let the  $V$  be a vector space where  $B = (v_1, v_2)$  is an ordered basis. Suppose

$$L : V \xrightarrow{\text{linear}} V \tag{7.4.7}$$

and

$$L(v_1) = v_1 + v_2, \quad L(v_2) = 2v_1 + v_2. \tag{7.4.8}$$

Compute the matrix of  $L$  in the basis  $B$  and then compute the trace of this matrix. Suppose that  $ad - bc \neq 0$  and consider now the new basis

$$B' = (av_1 + bv_2, cv_1 + dv_2). \tag{7.4.9}$$

Compute the matrix of  $L$  in the basis  $B'$ . Compute the trace of this matrix. What do you find? What do you conclude about the trace of a matrix? Does it make sense to talk about the "trace of a linear transformation"?

7. Explain what happens to a matrix when:

- a) You multiply it on the left by a diagonal matrix?
- b) You multiply it on the right by a diagonal matrix?

Give a few simple examples before you start explaining.

8. Compute  $\exp(A)$  for the following matrices:

a)  $A = \begin{pmatrix} \lambda & 0 \\ 0 & \lambda \end{pmatrix}$

b)  $A = \begin{pmatrix} 1 & \lambda \\ 0 & 1 \end{pmatrix}$

c)  $A = \begin{pmatrix} 0 & \lambda \\ 0 & 0 \end{pmatrix}$

9. Let  $M = \begin{pmatrix} 1 & 0 & 0 & 0 & 0 & 0 & 0 & 1 \\ 0 & 1 & 0 & 0 & 0 & 0 & 1 & 0 \\ 0 & 0 & 1 & 0 & 0 & 1 & 0 & 0 \\ 0 & 0 & 0 & 1 & 1 & 0 & 0 & 0 \\ 0 & 0 & 0 & 0 & 2 & 1 & 0 & 0 \\ 0 & 0 & 0 & 0 & 0 & 2 & 0 & 0 \\ 0 & 0 & 0 & 0 & 0 & 0 & 3 & 1 \\ 0 & 0 & 0 & 0 & 0 & 0 & 0 & 3 \end{pmatrix}$ . Divide  $M$  into named blocks, with one block the  $4 \times 4$  identity matrix, and then multiply

blocks to compute  $M^2$ .

10. A matrix  $A$  is called *anti-symmetric* (or skew-symmetric matrix) if  $A^T = -A$ . Show that for every  $n \times n$  matrix  $M$ , we can write  $M = A + S$  where  $A$  is an anti-symmetric matrix and  $S$  is a symmetric matrix.

*Hint: What kind of matrix is  $M + M^T$ ? How about  $M - M^T$ ?*

11. An example of an operation which is not associative is the cross product.

- a) Give a simple example of three vectors from 3-space  $u, v, w$  such that  $u \times (v \times w) \neq (u \times v) \times w$ .
- b) We saw in [chapter 1](#) that the operator  $B = u \times$  (cross product with a vector) is a linear operator. It can therefore be written as a matrix (given an ordered basis such as the standard basis). How is it that composing such linear operators is non-associative even though matrix multiplication is associative?

### Contributor

- [David Cherney](#), [Tom Denton](#), and [Andrew Waldron](#) (UC Davis)

---

This page titled [7.4: Review Problems](#) is shared under a [not declared](#) license and was authored, remixed, and/or curated by [David Cherney](#), [Tom Denton](#), & [Andrew Waldron](#).

## 7.5: Inverse Matrix

### Definition

A square matrix  $M$  is *invertible* (or *nonsingular*) if there exists a matrix  $M^{-1}$  such that

$$M^{-1}M = I = MM^{-1}. \quad (7.5.1)$$

If  $M$  has no inverse, we say  $M$  is *Singular* or *non-invertible*.

Definition A square matrix  $M$  is  
**INVERTIBLE / NON-SINGULAR**  
 if there exists  $M^{-1}$  such that  
 $M^{-1}M = I = MM^{-1}$

### Remark

Let  $M$  and  $N$  be the matrices:

$$M = \begin{pmatrix} a & b \\ c & d \end{pmatrix}, \quad N = \begin{pmatrix} d & -b \\ -c & a \end{pmatrix} \quad (7.5.2)$$

Multiplying these matrices gives:

$$MN = \begin{pmatrix} ad-bc & 0 \\ 0 & ad-bc \end{pmatrix} = (ad-bc)I. \quad (7.5.3)$$

Then  $M^{-1} = \frac{1}{ad-bc} \begin{pmatrix} d & -b \\ -c & a \end{pmatrix}$ , so long as  $ad-bc \neq 0$ .

$$\begin{pmatrix} a & b \\ c & d \end{pmatrix}^{-1} = \frac{1}{ad-bc} \begin{pmatrix} d & -b \\ -c & a \end{pmatrix}$$

$ad \neq bc$

### 7.5.1: Three Properties of the Inverse

1. If  $A$  is a square matrix and  $B$  is the inverse of  $A$ , then  $A$  is the inverse of  $B$ , since  $AB = I = BA$ . So we have the identity:

$$(A^{-1})^{-1} = A \quad (7.5.4)$$

2. Notice that  $B^{-1}A^{-1}AB = B^{-1}IB = I = ABB^{-1}A^{-1}$ .

Then:

$$(AB)^{-1} = B^{-1}A^{-1} \quad (7.5.5)$$

Thus, much like the transpose, taking the inverse of a product *reverses* the order of the product.

3. Finally, recall that  $(AB)^T = B^T A^T$ . Since  $I^T = I$ , then  $(A^{-1}A)^T = A^T(A^{-1})^T = I$ . Similarly,  $(AA^{-1})^T = (A^{-1})^T A^T = I$ . Then:

$$(A^{-1})^T = (A^T)^{-1} \quad (7.5.6)$$

### 7.5.1.1: Finding Inverses (Redux)

**Gaussian elimination** can be used to find inverse matrices. This concept is covered in [chapter 2, section 2.3.2](#), but is presented here again as review.

Suppose  $M$  is a square invertible matrix and  $MX = V$  is a linear system. The solution must be unique because it can be found by multiplying the equation on both sides by  $M^{-1}$  yielding  $X = M^{-1}V$ . Thus, the reduced row echelon form of the linear system has an identity matrix on the left:

Unknown environment 'amatrix'

Solving the linear system  $MX = V$  then tells us what  $M^{-1}V$  is.

To solve many linear systems with the same matrix at once,

$$MX = V_1, \quad MX = V_2 \quad (7.5.7)$$

we can consider augmented matrices with many columns on the right and then apply Gaussian row reduction to the left side of the matrix. Once the identity matrix is on the left side of the augmented matrix, then the solution of each of the individual linear systems is on the right.

$$(M \mid V_1 \quad V_2) \sim (I \mid M^{-1}V_1 \quad M^{-1}V_2) \quad (7.5.8)$$

To compute  $M^{-1}$ , we would like  $M^{-1}$ , rather than  $M^{-1}V$  to appear on the right side of our augmented matrix. This is achieved by solving the collection of systems  $MX = e_k$ , where  $e_k$  is the column vector of zeroes with a 1 in the  $k$ th entry. i.e. the  $n \times n$  identity matrix can be viewed as a bunch of column vectors  $I_n = (e_1 \ e_2 \ \dots \ e_n)$ . So, putting the  $e_k$ 's together into an identity matrix, we get:

Unknown environment 'amatrix'

#### ✓ Example 7.5.1:

Find  $\begin{pmatrix} -1 & 2 & -3 \\ 2 & 1 & 0 \\ 4 & -2 & 5 \end{pmatrix}^{-1}$ .

We start by writing the augmented matrix, then apply row reduction to the left side.

$$\begin{aligned} \left( \begin{array}{ccc|ccc} -1 & 2 & -3 & 1 & 0 & 0 \\ 2 & 1 & 0 & 0 & 1 & 0 \\ 4 & -2 & 5 & 0 & 0 & 1 \end{array} \right) &\sim \left( \begin{array}{ccc|ccc} 1 & -2 & 3 & 1 & 0 & 0 \\ 0 & 5 & -6 & 2 & 1 & 0 \\ 0 & 6 & -7 & 4 & 0 & 1 \end{array} \right) \\ &\sim \left( \begin{array}{ccc|ccc} 1 & 0 & \frac{3}{5} & -\frac{1}{4} & \frac{2}{5} & 0 \\ 0 & 1 & -\frac{6}{5} & \frac{2}{5} & \frac{1}{5} & 0 \\ 0 & 0 & \frac{1}{5} & \frac{4}{5} & -\frac{6}{5} & 1 \end{array} \right) \\ &\sim \left( \begin{array}{ccc|ccc} 1 & 0 & 0 & -5 & 4 & -3 \\ 0 & 1 & 0 & 10 & -7 & 6 \\ 0 & 0 & 1 & 8 & -6 & 5 \end{array} \right) \end{aligned}$$

At this point, we know  $M^{-1}$  assuming we didn't goof up. However, row reduction is a lengthy and arithmetically involved process, so we should *check our answer*, by confirming that  $MM^{-1} = I$  (or if you prefer  $M^{-1}M = I$ ):

$$MM^{-1} = \begin{pmatrix} -1 & 2 & -3 \\ 2 & 1 & 0 \\ 4 & -2 & 5 \end{pmatrix} \begin{pmatrix} -5 & 4 & -3 \\ 10 & -7 & 6 \\ 8 & -6 & 5 \end{pmatrix} = \begin{pmatrix} 1 & 0 & 0 \\ 0 & 1 & 0 \\ 0 & 0 & 1 \end{pmatrix} \quad (7.5.9)$$

The product of the two matrices is indeed the identity matrix, so we're done.

## 7.5.2: Linear Systems and Inverses

If  $M^{-1}$  exists and is known, then we can immediately solve linear systems associated to  $M$ .

### ✓ Example 7.5.12:

Consider the linear system:

$$\begin{aligned} -x + 2y - 3z &= 1 \\ 2x + y &= 2 \\ 4x - 2y + 5z &= 0 \end{aligned} \quad (7.5.10)$$

The associated matrix equation is  $MX = \begin{pmatrix} 1 \\ 2 \\ 0 \end{pmatrix}$ , where  $M$  is the same as in the previous section. Then:

$$\begin{pmatrix} x \\ y \\ z \end{pmatrix} = \begin{pmatrix} -1 & 2 & -3 \\ 2 & 1 & 0 \\ 4 & -2 & 5 \end{pmatrix}^{-1} \begin{pmatrix} 1 \\ 2 \\ 0 \end{pmatrix} = \begin{pmatrix} -5 & 4 & -3 \\ 10 & -7 & 6 \\ 8 & -6 & 5 \end{pmatrix} \begin{pmatrix} 1 \\ 2 \\ 0 \end{pmatrix} = \begin{pmatrix} 3 \\ -4 \\ -4 \end{pmatrix} \quad (7.5.11)$$

Then  $\begin{pmatrix} x \\ y \\ z \end{pmatrix} = \begin{pmatrix} 3 \\ -4 \\ -4 \end{pmatrix}$ . In summary, when  $M^{-1}$  exists, then

$$MX = V \Leftrightarrow X = M^{-1}V. \quad (7.5.12)$$

## 7.5.3: Homogeneous Systems

### Theorem

A square matrix  $M$  is invertible if and only if the homogeneous system

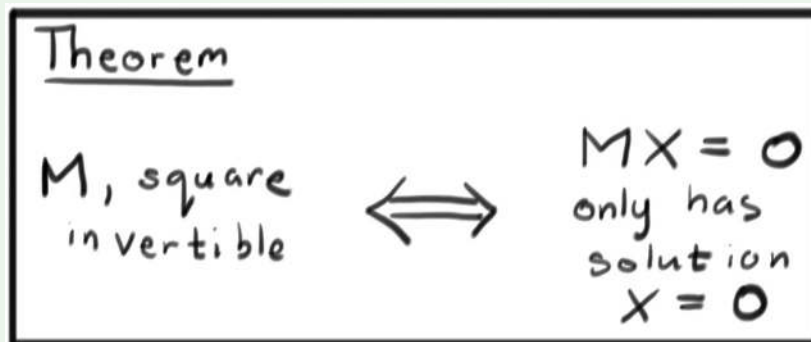
$$MX = 0 \quad (7.5.13)$$

has no non-zero solutions.

### Proof

First, suppose that  $M^{-1}$  exists. Then  $MX = 0 \Rightarrow X = M^{-1}0 = 0$ . Thus, if  $M$  is invertible, then  $MX = 0$  has no non-zero solutions.

On the other hand,  $MX = 0$  always has the solution  $X = 0$ . If no other solutions exist, then  $M$  can be put into reduced row echelon form with every variable a pivot. In this case,  $M^{-1}$  can be computed using the process in the previous section.



### 7.5.4: Bit Matrices

In computer science, information is recorded using binary strings of data. For example, the following string contains an English word:

$$011011000110100101101110011001010110000101110010 \quad (7.5.14)$$

A bit is the basic unit of information, keeping track of a single one or zero. Computers can add and multiply individual bits very quickly.

In [chapter 5, section 5.2](#) it is explained how to formulate vector spaces over fields other than real numbers. In particular, for the vectors space make sense with numbers  $Z_2 = \{0, 1\}$  with addition and multiplication given by:

$$\begin{array}{c|cc} + & 0 & 1 \\ \hline 0 & 0 & 1 \\ 1 & 1 & 0 \end{array} \quad \begin{array}{c|cc} \times & 0 & 1 \\ \hline 0 & 0 & 0 \\ 1 & 0 & 1 \end{array} \quad (7.5.15)$$

Notice that  $-1 = 1$ , since  $1 + 1 = 0$ . Therefore, we can apply all of the linear algebra we have learned thus far to matrices with  $Z_2$  entries. A matrix with entries in  $Z_2$  is sometimes called a *bit matrix*.

#### ✓ Example 7.5.3:

$\begin{pmatrix} 1 & 0 & 1 \\ 0 & 1 & 1 \\ 1 & 1 & 1 \end{pmatrix}$  is an invertible matrix over  $Z_2$ :

$$\begin{pmatrix} 1 & 0 & 1 \\ 0 & 1 & 1 \\ 1 & 1 & 1 \end{pmatrix}^{-1} = \begin{pmatrix} 0 & 1 & 1 \\ 1 & 0 & 1 \\ 1 & 1 & 1 \end{pmatrix} \quad (7.5.16)$$

This can be easily verified by multiplying:

$$\begin{pmatrix} 1 & 0 & 1 \\ 0 & 1 & 1 \\ 1 & 1 & 1 \end{pmatrix} \begin{pmatrix} 0 & 1 & 1 \\ 1 & 0 & 1 \\ 1 & 1 & 1 \end{pmatrix} = \begin{pmatrix} 1 & 0 & 0 \\ 0 & 1 & 0 \\ 0 & 0 & 1 \end{pmatrix} \quad (7.5.17)$$

#### 📌 Application: Cryptography

A very simple way to hide information is to use a substitution cipher, in which the alphabet is permuted and each letter in a message is systematically exchanged for another. For example, the ROT-13 cypher just exchanges a letter with the letter thirteen places before or after it in the alphabet. For example, HELLO becomes URYYB. Applying the algorithm again decodes the message, turning URYYB back into HELLO. Substitution ciphers are easy to break, but the basic idea can be extended to create cryptographic systems that are practically uncrackable. For example, a *one-time pad* is a system that uses a different substitution for each letter in the message. So long as a particular set of substitutions is not used on more than one message, the one-time pad is unbreakable.

English characters are often stored in computers in the ASCII format. In ASCII, a single character is represented by a string of eight bits, which we can consider as a vector in  $\mathbb{Z}_2^8$  (which is like vectors in  $\mathfrak{R}^8$ , where the entries are zeros and ones). One way to create a substitution cipher, then, is to choose an  $8 \times 8$  invertible bit matrix  $M$ , and multiply each letter of the message by  $M$ . Then to decode the message, each string of eight characters would be multiplied by  $M^{-1}$ .

To make the message a bit tougher to decode, one could consider pairs (or longer sequences) of letters as a single vector in  $\mathbb{Z}_2^{16}$  (or a higher-dimensional space), and then use an appropriately-sized invertible matrix. For more on cryptography, see "The Code Book," by Simon Singh (1999, Doubleday).

### Contributor

- [David Cherney](#), [Tom Denton](#), and [Andrew Waldron](#) (UC Davis)

---

This page titled [7.5: Inverse Matrix](#) is shared under a [not declared](#) license and was authored, remixed, and/or curated by [David Cherney, Tom Denton, & Andrew Waldron](#).

## 7.6: Review Problems

1. Find formulas for the inverses of the following matrices, when they are not singular:

$$\text{a) } \begin{pmatrix} 1 & a & b \\ 0 & 1 & c \\ 0 & 0 & 1 \end{pmatrix}$$

$$\text{b) } \begin{pmatrix} a & b & c \\ 0 & d & e \\ 0 & 0 & f \end{pmatrix}$$

When are these matrices singular?

2. Write down all  $2 \times 2$  bit matrices and decide which of them are singular. For those which are not singular, pair them with their inverse.

3. Let  $M$  be a square matrix. Explain why the following statements are equivalent:

a)  $MX = V$  has a *unique* solution for every column vector  $V$ .

b)  $M$  is non-singular.

Hint: In general for problems like this, think about the key words:

First, suppose that there is some column vector  $V$  such that the equation  $MX = V$  has two distinct solutions. Show that  $M$  must be singular; that is, show that  $M$  can have no inverse.

Next, suppose that there is some column vector  $V$  such that the equation  $MX = V$  has no solutions. Show that  $M$  must be singular.

Finally, suppose that  $M$  is non-singular. Show that no matter what the column vector  $V$  is, there is a unique solution to  $MX = V$ .

4. Left and Right Inverses: So far we have only talked about inverses of square matrices. This problem will explore the notion of a left and right inverse for a matrix that is not square. Let

$$A = \begin{pmatrix} 0 & 1 & 1 \\ 1 & 1 & 0 \end{pmatrix} \quad (7.6.1)$$

a) Compute:

(i)  $AA^T$ ,

(ii)  $(AA^T)^{-1}$ ,

(iii)  $B := A^T(AA^T)^{-1}$

b) Show that the matrix  $B$  above is a *right inverse* for  $A$ , i.e., verify that

$$AB = I. \quad (7.6.2)$$

c) Does  $BA$  make sense? (Why not?)

d) Let  $A$  be an  $n \times m$  matrix with  $n > m$ . Suggest a formula for a left inverse  $C$  such that

$$CA = I \quad (7.6.3)$$

*Hint: you may assume that  $A^T A$  has an inverse.*

e) Test your proposal for a left inverse for the simple example

$$A = \begin{pmatrix} 1 \\ 2 \end{pmatrix}, \quad (7.6.4)$$

- f) True or false: Left and right inverses are unique. If false give a counterexample.
5. Show that if the range (remember that the range of a function is the set of all its possible outputs) of a  $3 \times 3$  matrix  $M$  (viewed as a function  $\mathbb{R}^3 \rightarrow \mathbb{R}^3$ ) is a plane then one of the columns is a sum of multiples of the other columns. Show that this relationship is preserved under EROs. Show, further, that the solutions to  $Mx = 0$  describe this relationship between the columns.
6. If  $M$  and  $N$  are square matrices of the same size such that  $M^{-1}$  exists and  $N^{-1}$  does not exist, does  $(MN)^{-1}$  exist?
7. If  $M$  is a square matrix which is not invertible, is  $\exp M$  invertible?
8. Elementary Column Operations (ECOs) can be defined in the same 3 types as EROs. Describe the 3 kinds of ECOs. Show that if maximal elimination using ECOs is performed on a square matrix and a column of zeros is obtained then that matrix is not invertible.

### Contributor

- [David Cherney](#), [Tom Denton](#), and [Andrew Waldron](#) (UC Davis)

---

This page titled [7.6: Review Problems](#) is shared under a [not declared](#) license and was authored, remixed, and/or curated by [David Cherney](#), [Tom Denton](#), & [Andrew Waldron](#).

## 7.7: LU Redux

Certain matrices are easier to work with than others. In this section, we will see how to write any square matrix  $M$  as the product of two simpler matrices. We will write

$$M = LU, \quad (7.7.1)$$

where:

1.  $L$  is *lower triangular*. This means that all entries above the main diagonal are zero. In notation,  $L = (l_j^i)$  with  $l_j^i = 0$  for all  $j > i$ .

$$L = \begin{pmatrix} l_1^1 & 0 & 0 & \dots \\ l_2^1 & l_2^2 & 0 & \dots \\ l_3^1 & l_3^2 & l_3^3 & \dots \\ \vdots & \vdots & \vdots & \ddots \end{pmatrix} \quad (7.7.2)$$

2.  $U$  is *upper triangular*. This means that all entries below the main diagonal are zero. In notation,  $U = (u_j^i)$  with  $u_j^i = 0$  for all  $j < i$ .

$$U = \begin{pmatrix} u_1^1 & u_2^1 & u_3^1 & \dots \\ 0 & u_2^2 & u_3^2 & \dots \\ 0 & 0 & u_3^3 & \dots \\ \vdots & \vdots & \vdots & \ddots \end{pmatrix} \quad (7.7.3)$$

$M = LU$  is called an *LU decomposition* of  $M$ .

This is a useful trick for computational reasons; it is much easier to compute the inverse of an upper or lower triangular matrix than general matrices. Since inverses are useful for solving linear systems, this makes solving any linear system associated to the matrix much faster as well. The determinant—a very important quantity associated with any square matrix—is very easy to compute for triangular matrices.

### ✓ Example 7.7.1:

Linear systems associated to upper triangular matrices are very easy to solve by back substitution.

\$\$\$left(

$$\begin{array}{cc|c} a & b & 1 \\ 0 & c & e \end{array} \quad (7.7.4)$$

right) \Rightarrow y = \frac{e}{c}, \quad x = \frac{1}{a} \left( 1 - \frac{be}{c} \right)

$$\left( \begin{array}{ccc|c} 1 & 0 & 0 & d \\ a & 1 & 0 & e \\ b & c & 1 & f \end{array} \right) \Rightarrow x = d, \quad y = e - ad, \quad z = f - bd - c(e - ad) \quad (7.7.5)$$

For lower triangular matrices, *back* substitution gives a quick solution; for upper triangular matrices, *forward* substitution gives the solution.

### 7.7.1: Using LU Decomposition to Solve Linear Systems

Suppose we have  $M = LU$  and want to solve the system

$$MX = LUX = V. \quad (7.7.6)$$

- Step 1: Set  $W = \begin{pmatrix} u \\ v \\ w \end{pmatrix} = UX$ .
- Step 2: Solve the system  $LW = V$ . This should be simple by forward substitution since  $L$  is lower triangular. Suppose the solution to  $LW = V$  is  $W_0$ .

- Step 3: Now solve the system  $UX = W_0$ . This should be easy by backward substitution, since  $U$  is upper triangular. The solution to this system is the solution to the original system.

We can think of this as using the matrix  $L$  to perform row operations on the matrix  $U$  in order to solve the system; this idea also appears in the study of determinants.

### ✓ Example 7.7.2:

Consider the linear system:

$$\begin{aligned} 6x + 18y + 3z &= 3 \\ 2x + 12y + z &= 19 \\ 4x + 15y + 3z &= 0 \end{aligned} \tag{7.7.7}$$

An  $LU$  decomposition for the associated matrix  $M$  is:

$$\begin{pmatrix} 6 & 18 & 3 \\ 2 & 12 & 1 \\ 4 & 15 & 3 \end{pmatrix} = \begin{pmatrix} 3 & 0 & 0 \\ 1 & 6 & 0 \\ 2 & 3 & 1 \end{pmatrix} \begin{pmatrix} 2 & 6 & 1 \\ 0 & 1 & 0 \\ 0 & 0 & 1 \end{pmatrix}. \tag{7.7.8}$$

Step 1: Set  $W = \begin{pmatrix} u \\ v \\ w \end{pmatrix} = UX$ .

Step 2: Solve the system  $LW = V$ :

$$\begin{pmatrix} 3 & 0 & 0 \\ 1 & 6 & 0 \\ 2 & 3 & 1 \end{pmatrix} \begin{pmatrix} u \\ v \\ w \end{pmatrix} = \begin{pmatrix} 3 \\ 19 \\ 0 \end{pmatrix} \tag{7.7.9}$$

By substitution, we get  $u = 1$ ,  $v = 3$ , and  $w = -11$ . Then

$$W_0 = \begin{pmatrix} 1 \\ 3 \\ -11 \end{pmatrix} \tag{7.7.10}$$

Step 3: Solve the system  $UX = W_0$ .

$$\begin{pmatrix} 2 & 6 & 1 \\ 0 & 1 & 0 \\ 0 & 0 & 1 \end{pmatrix} \begin{pmatrix} x \\ y \\ z \end{pmatrix} = \begin{pmatrix} 1 \\ 3 \\ -11 \end{pmatrix} \tag{7.7.11}$$

Back substitution gives  $z = -11$ ,  $y = 3$ , and  $x = -3$ .

Then  $X = \begin{pmatrix} -3 \\ 3 \\ -11 \end{pmatrix}$ , and we're done.

LU method for  $MX = V$

(i) Write  $M = LU \Rightarrow L \underbrace{UX}_W = V$

(ii) Solve  $LW = V$

(iii) Solve  $UX = W$

### 7.7.2: Finding an $LU$ Decomposition.

In Section 2.3, Gaussian elimination was used to find  $LU$  matrix decompositions. These ideas are presented here again as review. For any given matrix, there are actually many different  $LU$  decompositions. However, there is a unique  $LU$  decomposition in which

the  $L$  matrix has ones on the diagonal. In that case  $L$  is called a *lower unit triangular matrix*.

To find the  $LU$  decomposition, we'll create two sequences of matrices  $L_1, L_2, \dots$  and  $U_1, U_2, \dots$  such that at each step,  $L_i U_i = M$ . Each of the  $L_i$  will be lower triangular, but only the last  $U_i$  will be upper triangular. The main trick for this calculation is captured by the following example:

### ✓ Example 7.7.3: An Elementary Matrix

Consider

$$E = \begin{pmatrix} 1 & 0 \\ \lambda & 1 \end{pmatrix}, \quad M = \begin{pmatrix} a & b & c & \dots \\ d & e & f & \dots \end{pmatrix}. \quad (7.7.12)$$

Lets compute  $EM$

$$EM = \begin{pmatrix} a & b & c & \dots \\ d + \lambda a & e + \lambda b & f + \lambda c & \dots \end{pmatrix}. \quad (7.7.13)$$

Something neat happened here: multiplying  $M$  by  $E$  performed the row operation  $R_2 \rightarrow R_2 + \lambda R_1$  on  $M$ .

Another interesting fact:

$$E^{-1} := \begin{pmatrix} 1 & 0 \\ -\lambda & 1 \end{pmatrix} \quad (7.7.14)$$

obeys (check this yourself...)

$$\begin{aligned} E^{-1}E &= I. \text{ Hence } (M = E^{-1}EM) \text{ or, writing this out} \\ &= \begin{pmatrix} 1 & 0 \\ -\lambda & 1 \end{pmatrix} \begin{pmatrix} a & b & c & \dots \\ d + \lambda a & e + \lambda b & f + \lambda c & \dots \end{pmatrix}. \end{aligned} \quad (7.7.15)$$

Here the matrix on the left is lower triangular, while the matrix on the right has had a row operation performed on it.

We would like to use the first row of  $M$  to zero out the first entry of every row below it. For our running example,

$$M = \begin{pmatrix} 6 & 18 & 3 \\ 2 & 12 & 1 \\ 4 & 15 & 3 \end{pmatrix}, \quad \text{[so we would like to perform the row operations} \quad (7.7.16)$$

$R_2 \rightarrow R_2 - \frac{1}{3}R_1$  and  $R_3 \rightarrow R_3 - \frac{2}{3}R_1$ ,

If we perform these row operations on  $M$  to produce

$U_1 =$

$$\begin{pmatrix} 6 & 18 & 3 \\ 0 & 6 & 0 \\ 0 & 3 & 1 \end{pmatrix} \quad (7.7.17)$$

,

we need to multiply this on the left by a lower triangular matrix  $L_1$  so that the product  $L_1 U_1 = M$  still.

The above example shows how to do this: Set  $L_1$  to be the lower triangular matrix whose first column is filled with *minus* the constants used to zero out the first column of  $M$ . Then  $L_1 =$

$$\begin{pmatrix} 1 & 0 & 0 \\ \frac{1}{3} & 1 & 0 \\ \frac{2}{3} & 0 & 1 \end{pmatrix} \quad (7.7.18)$$

,

By construction  $L_1 U_1 = M$ , but you should compute this yourself as a double check.

Now repeat the process by zeroing the second column of  $U_1$  below the diagonal using the second row of  $U_1$  using the row operation  $R_3 \rightarrow R_3 - \frac{1}{2}R_2$  to produce

$$U_2 = \begin{pmatrix} 6 & 18 & 3 \\ 0 & 6 & 0 \\ 0 & 0 & 1 \end{pmatrix}. \quad (7.7.19)$$

The matrix that undoes this row operation is obtained in the same way we found  $L_1$  above and is:

$$L_2 = \begin{pmatrix} 1 & 0 & 0 \\ 0 & 1 & 0 \\ 0 & \frac{1}{2} & 0 \end{pmatrix} \quad (7.7.20)$$

Thus our answer for  $(L_2)$  is the product of this matrix with  $(L_1)$ , namely  $(7.7.21)$

$$L_2 = \begin{pmatrix} 1 & 0 & 0 \\ \frac{1}{3} & 1 & 0 \\ \frac{2}{3} & 0 & 1 \end{pmatrix} \quad (7.7.22)$$

$$\begin{pmatrix} 1 & 0 & 0 \\ 0 & 1 & 0 \\ 0 & \frac{1}{2} & 0 \end{pmatrix} \quad (7.7.23)$$

$$= \begin{pmatrix} 1 & 0 & 0 \\ \frac{1}{3} & 1 & 0 \\ \frac{2}{3} & \frac{1}{2} & 1 \end{pmatrix} \quad (7.7.24)$$

Notice that it is lower triangular because

*The product of lower triangular matrices is always lower triangular!* (7.7.25)

Moreover it is obtained by recording minus the constants used for all our row operations in the appropriate columns (this always works this way). Moreover,  $U_2$  is upper triangular and  $M = L_2U_2$ , we are done! Putting this all together we have

$$M = \begin{pmatrix} 6 & 18 & 3 \\ 2 & 12 & 1 \\ 4 & 15 & 3 \end{pmatrix} = \begin{pmatrix} 1 & 0 & 0 \\ \frac{1}{3} & 1 & 0 \\ \frac{2}{3} & \frac{1}{2} & 1 \end{pmatrix} \begin{pmatrix} 6 & 18 & 3 \\ 0 & 6 & 0 \\ 0 & 0 & 1 \end{pmatrix}. \quad (7.7.26)$$

If the matrix you're working with has more than three rows, just continue this process by zeroing out the next column below the diagonal, and repeat until there's nothing left to do.

The fractions in the  $L$  matrix are admittedly ugly. For two matrices  $LU$ , we can multiply one entire column of  $L$  by a constant  $\lambda$  and divide the corresponding row of  $U$  by the same constant without changing the product of the two matrices. Then:

For matrices that are not square,  $LU$  decomposition still makes sense. Given an  $m \times n$  matrix  $M$ , for example we could write  $M = LU$  with  $L$  a square lower unit triangular matrix, and  $U$  a rectangular matrix. Then  $L$  will be an  $m \times m$  matrix, and  $U$  will be an  $m \times n$  matrix (of the same shape as  $M$ ). From here, the process is exactly the same as for a square matrix. We create a sequence of matrices  $L_i$  and  $U_i$  that is eventually the  $LU$  decomposition. Again, we start with  $L_0 = I$  and  $U_0 = M$ .



This page titled [7.7: LU Redux](#) is shared under a [not declared](#) license and was authored, remixed, and/or curated by [David Cherney, Tom Denton, & Andrew Waldron](#).

## 7.8: Review Problems

1. Consider the linear system:

$$\begin{cases} x^1 & = v^1 \\ l_1^2 x^1 + x^2 & = v^2 \\ \vdots & \vdots \\ l_1^n x^1 + l_2^n x^2 + \dots + x^n & = v^n \end{cases} \quad (7.8.1)$$

\$\$

- i. Find  $x^1$ .
- ii. Find  $x^2$ .
- iii. Find  $x^3$ .
- k. Try to find a formula for  $x^k$ . Don't worry about simplifying your answer.

2. Let  $M = \begin{pmatrix} X & Y \\ Z & W \end{pmatrix}$  be a square  $n \times n$  block matrix with  $W$  invertible.

- i. If  $W$  has  $r$  rows, what size are  $X$ ,  $Y$ , and  $Z$ ?
- ii. Find a  $UDL$  decomposition for  $M$ . In other words, fill in the stars in the following equation:

$$\begin{pmatrix} X & Y \\ Z & W \end{pmatrix} = \begin{pmatrix} I & * \\ 0 & I \end{pmatrix} \begin{pmatrix} * & 0 \\ 0 & * \end{pmatrix} \begin{pmatrix} I & 0 \\ * & I \end{pmatrix} \quad (7.8.2)$$

3. Show that if  $M$  is a square matrix which is not invertible then either the matrix  $U$  or the matrix  $L$  in the LU-decomposition  $M = LU$  has a zero on its diagonal.
4. Describe what upper and lower triangular matrices do to the unit hypercube in their domain.
5. In [chapter 3](#) we saw that since, in general, row exchange matrices are necessary to achieve upper triangular form,  $LDPU$  factorization is the complete decomposition of an invertible matrix into EROs of various kinds. Suggest a procedure for using  $LDPU$  decompositions to solve linear systems that generalizes the procedure above.
6. Is there a reason to prefer  $LU$  decomposition to  $UL$  decomposition, or is the order just a convention?
7. If  $M$  is invertible then what are the  $LU$ ,  $LDU$ , and  $LDPU$  decompositions of  $M^{-1}$  in terms of the decompositions for  $M$ ?
8. Argue that if  $M$  is symmetric then  $L = U^T$  in the  $LDU$  decomposition of  $M$ .

### Contributor

- [David Cherney](#), [Tom Denton](#), and [Andrew Waldron](#) (UC Davis)

This page titled [7.8: Review Problems](#) is shared under a [not declared](#) license and was authored, remixed, and/or curated by [David Cherney, Tom Denton, & Andrew Waldron](#).

## CHAPTER OVERVIEW

### 8: Determinants

Given a square matrix, is there an easy way to know when it is invertible? Answering this fundamental question is the goal of this chapter.

- [8.1: The Determinant Formula](#)
- [8.2: Elementary Matrices and Determinants](#)
- [8.3: Review Problems](#)
- [8.4: Properties of the Determinant](#)
- [8.5: Review Problems](#)

#### Contributor

- [David Cherney](#), [Tom Denton](#), and [Andrew Waldron](#) (UC Davis)

---

This page titled [8: Determinants](#) is shared under a [not declared](#) license and was authored, remixed, and/or curated by [David Cherney](#), [Tom Denton](#), & [Andrew Waldron](#).

## 8.1: The Determinant Formula

The determinant extracts a single number from a matrix that determines whether its *invertibility*. Lets see how this works for small matrices first.

### Simple Examples

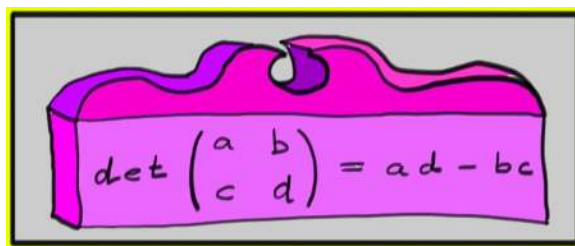
For small cases, we already know when a matrix is invertible. If  $M$  is a  $1 \times 1$  matrix, then  $M = (m) \Rightarrow M^{-1} = (1/m)$ . Then  $M$  is invertible if and only if  $m \neq 0$ .

For  $M$  a  $2 \times 2$  matrix, [chapter 7 section 7.5](#) shows that if  $M = \begin{pmatrix} m_1^1 & m_1^2 \\ m_2^1 & m_2^2 \end{pmatrix}$ , then  $M^{-1} = \frac{1}{m_1^1 m_2^2 - m_2^1 m_1^2} \begin{pmatrix} m_2^2 & -m_1^2 \\ -m_2^1 & m_1^1 \end{pmatrix}$ . Thus  $M$  is invertible if and only if

$$m_1^1 m_2^2 - m_2^1 m_1^2 \neq 0. \quad (8.1.1)$$

For  $2 \times 2$  matrices, this quantity is called the *determinant of  $M$* .

$$\det M = \det \begin{pmatrix} m_1^1 & m_1^2 \\ m_2^1 & m_2^2 \end{pmatrix} = m_1^1 m_2^2 - m_2^1 m_1^2. \quad (8.1.2)$$



### ✓ Example 8.1.1:

For a  $3 \times 3$  matrix,

$$M = \begin{pmatrix} m_1^1 & m_1^2 & m_1^3 \\ m_2^1 & m_2^2 & m_2^3 \\ m_3^1 & m_3^2 & m_3^3 \end{pmatrix}, \quad (8.1.3)$$

then---see [review question 1](#)--- $M$  is non-singular if and only if

$$\det M = m_1^1 m_2^2 m_3^3 - m_1^1 m_3^2 m_2^3 + m_2^1 m_3^2 m_1^3 - m_2^1 m_1^2 m_3^3 + m_3^1 m_2^2 m_1^3 - m_3^1 m_2^2 m_1^3 \neq 0. \quad (8.1.4)$$

Notice that in the subscripts, each ordering of the numbers 1, 2, and 3 occurs exactly once. Each of these is a *permutation* of the set  $\{1, 2, 3\}$ .

### Permutations

Consider  $n$  objects labeled 1 through  $n$  and shuffle them. Each possible shuffle is called a *permutation*.

For example, here is an example of a permutation of 1--5:

$$\sigma = \begin{bmatrix} 1 & 2 & 3 & 4 & 5 \\ 4 & 2 & 5 & 1 & 3 \end{bmatrix} \quad (8.1.5)$$

We can consider a permutation  $\sigma$  as an invertible function from the set of numbers  $[n] := \{1, 2, \dots, n\}$  to  $[n]$ , so can write  $\sigma(3) = 5$  in the above example. In general we can write

$$\begin{bmatrix} 1 & 2 & 3 & 4 & 5 \\ \sigma(1) & \sigma(2) & \sigma(3) & \sigma(4) & \sigma(5) \end{bmatrix}, \quad (8.1.6)$$

but since the top line of any permutation is always the same, we can omit it and just write:

$$\sigma = [\sigma(1) \ \sigma(2) \ \sigma(3) \ \sigma(4) \ \sigma(5)] \quad (8.1.7)$$

and so our example becomes simply  $\sigma = [4 \ 2 \ 5 \ 1 \ 3]$ . The mathematics of permutations is extensive; there are a few key properties of permutations that we'll need:

1. There are  $n!$  permutations of  $n$  distinct objects, since there are  $n$  choices for the first object,  $n - 1$  choices for the second once the first has been chosen, and so on.
2. Every permutation can be built up by successively swapping pairs of objects. For example, to build up the permutation  $[3 \ 1 \ 2]$  from the trivial permutation  $[1 \ 2 \ 3]$ , you can first swap **2** and **3**, and then swap **1** and **3**.
3. For any given permutation  $\sigma$ , there is some number of swaps it takes to build up the permutation. (It's simplest to use the minimum number of swaps, but you don't have to: it turns out that *any* way of building up the permutation from swaps will have the same parity of swaps, either even or odd.) If this number happens to be even, then  $\sigma$  is called an *even permutation* if this number is odd, then  $\sigma$  is an *odd permutation*. In fact,  $n!$  is even for all  $n \geq 2$ , and exactly half of the permutations are even and the other half are odd. It's worth noting that the trivial permutation (which sends  $i \rightarrow i$  for every  $i$ ) is an even permutation, since it uses zero swaps.

### Definition

The *sign function* is a function  $sgn$  that sends permutations to the set  $\{-1, 1\}$ , defined by:

$$sgn(\sigma) = \begin{cases} 1 & \text{if } \sigma \text{ is even;} \\ -1 & \text{if } \sigma \text{ is odd.} \end{cases} \quad (8.1.8)$$

We can use permutations to give a definition of the determinant.

### Definition

For an  $n \times n$  matrix  $M$ , the *determinant* of  $M$  (sometimes written  $|M|$ ) is given by:

$$\det M = \sum_{\sigma} sgn(\sigma) m_{\sigma(1)}^1 m_{\sigma(2)}^2 \cdots m_{\sigma(n)}^n \quad (8.1.9)$$

The sum is over all permutations of  $n$ . Each summand is a product of a single entry from each row, but with the column numbers shuffled by the permutation  $\sigma$ . The last statement about the summands yields a nice property of the determinant:

### Theorem

If  $M = (m_j^i)$  has a row consisting entirely of zeros, then  $m_{\sigma(i)}^i = 0$  for every  $\sigma$  and some  $i$ . Moreover  $\det M = 0$ .

✓ Because there are many permutations of  $n$ , writing the determinant this way for a general matrix gives a very long sum. For  $n = 4$ , there are  $24 = 4!$  permutations, and for  $n = 5$ , there are already  $120 = 5!$  permutations.

For a  $4 \times 4$  matrix,  $M = \begin{pmatrix} m_1^1 & m_2^1 & m_3^1 & m_4^1 \\ m_1^2 & m_2^2 & m_3^2 & m_4^2 \\ m_1^3 & m_2^3 & m_3^3 & m_4^3 \\ m_1^4 & m_2^4 & m_3^4 & m_4^4 \end{pmatrix}$ , then  $\det M$  is:

$$\begin{aligned} \det M = & m_1^1 m_2^2 m_3^3 m_4^4 - m_1^1 m_3^2 m_2^3 m_4^4 - m_1^1 m_2^2 m_4^3 m_3^4 \\ & - m_2^1 m_1^2 m_3^3 m_4^4 + m_1^1 m_3^2 m_4^3 m_2^4 + m_1^1 m_4^2 m_3^3 m_2^4 \\ & + m_2^1 m_3^2 m_1^3 m_4^4 + m_2^1 m_1^2 m_4^3 m_3^4 \pm 16 \text{ more terms.} \end{aligned}$$

This is very cumbersome.

Luckily, it is very easy to compute the determinants of certain matrices. For example, if  $M$  is diagonal, then  $M_j^i = 0$  whenever  $i \neq j$ . Then all summands of the determinant involving off-diagonal entries vanish, so:

$$\det M = \sum_{\sigma} \operatorname{sgn}(\sigma) m_{\sigma(1)}^1 m_{\sigma(2)}^2 \cdots m_{\sigma(n)}^n = m_1^1 m_2^2 \cdots m_n^n. \quad (8.1.10)$$

Thus: *The determinant of a diagonal matrix is the product of its diagonal entries.*

Since the identity matrix is diagonal with all diagonal entries equal to one, we have:

$$\det I = 1. \quad (8.1.11)$$

We would like to use the determinant to decide whether a matrix is invertible. Previously, we computed the inverse of a matrix by applying row operations. Therefore we ask what happens to the determinant when row operations are applied to a matrix.

### Remark: Swapping rows

Lets swap rows  $i$  and  $j$  of a matrix  $M$  and then compute its determinant. For the permutation  $\sigma$ , let  $\hat{\sigma}$  be the permutation obtained by swapping positions  $i$  and  $j$ . Clearly

$$\hat{\sigma} = -\sigma. \quad (8.1.12)$$

Let  $M'$  be the matrix  $M$  with rows  $i$  and  $j$  swapped. Then (assuming  $i < j$ ):

$$\begin{aligned} \det M' &= \sum_{\sigma} \operatorname{sgn}(\sigma) m_{\sigma(1)}^1 \cdots m_{\sigma(i)}^j \cdots m_{\sigma(j)}^i \cdots m_{\sigma(n)}^n \\ &= \sum_{\sigma} \operatorname{sgn}(\sigma) m_{\sigma(1)}^1 \cdots m_{\sigma(j)}^i \cdots m_{\sigma(i)}^j \cdots m_{\sigma(n)}^n \\ &= \sum_{\sigma} (-\operatorname{sgn}(\hat{\sigma})) m_{\hat{\sigma}(1)}^1 \cdots m_{\hat{\sigma}(i)}^i \cdots m_{\hat{\sigma}(j)}^j \cdots m_{\hat{\sigma}(n)}^n \\ &= - \sum_{\hat{\sigma}} \operatorname{sgn}(\hat{\sigma}) m_{\hat{\sigma}(1)}^1 \cdots m_{\hat{\sigma}(i)}^i \cdots m_{\hat{\sigma}(j)}^j \cdots m_{\hat{\sigma}(n)}^n \\ &= -\det M. \end{aligned} \quad (8.1.13)$$

The step replacing  $\sum_{\sigma}$  by  $\sum_{\hat{\sigma}}$  often causes confusion; it hold since we sum over all permutations (see [review problem 3](#)). Thus we see that swapping rows changes the sign of the determinant. *i.e.*,

$$M' = -\det M. \quad (8.1.14)$$

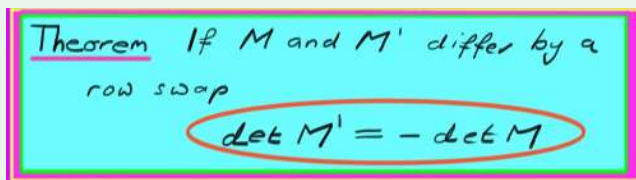
Applying this result to  $M = I$  (the identity matrix) yields

$$\det E_j^i = -1, \quad (8.1.15)$$

where the matrix  $E_j^i$  is the identity matrix with rows  $i$  and  $j$  swapped. It is a row swap elementary matrix. This implies another nice property of the determinant. If two rows of the matrix are identical, then swapping the rows changes the sign of the matrix, but leaves the matrix unchanged. Then we see the following:

### Theorem

If  $M$  has two identical rows, then  $\det M = 0$ .



Theorem If  $M$  and  $M'$  differ by a row swap  
 $\det M' = -\det M$

### Contributor

- [David Cherney](#), [Tom Denton](#), and [Andrew Waldron](#) (UC Davis)

This page titled [8.1: The Determinant Formula](#) is shared under a [not declared](#) license and was authored, remixed, and/or curated by [David Cherney, Tom Denton, & Andrew Waldron](#).

## 8.2: Elementary Matrices and Determinants

In [chapter 2](#) we found the elementary matrices that perform the Gaussian row operations. In other words, for any matrix  $M$ , and a matrix  $M'$  equal to  $M$  after a row operation, multiplying by an elementary matrix  $E$  gave  $M' = EM$ . We now examine what the elementary matrices do to determinants.

### Row Swap

Our first elementary matrix multiplies a matrix  $M$  by swapping rows  $i$  and  $j$ . Explicitly: let  $R^1$  through  $R^n$  denote the rows of  $M$ , and let  $M'$  be the matrix  $M$  with rows  $i$  and  $j$  swapped. Then  $M$  and  $M'$  can be regarded as a block matrices (where the blocks are rows):

$$M = \begin{pmatrix} \vdots \\ R^i \\ \vdots \\ R^j \\ \vdots \end{pmatrix} \text{ and } M' = \begin{pmatrix} \vdots \\ R^j \\ \vdots \\ R^i \\ \vdots \end{pmatrix}. \quad (8.2.1)$$

Then notice that:

$$M' = \begin{pmatrix} \vdots \\ R^j \\ \vdots \\ R^i \\ \vdots \end{pmatrix} = \begin{pmatrix} 1 & & & & \\ & \ddots & & & \\ & & 0 & & 1 \\ & & & \ddots & \\ & & 1 & & 0 \\ & & & & & \ddots \\ & & & & & & 1 \end{pmatrix} \begin{pmatrix} \vdots \\ R^i \\ \vdots \\ R^j \\ \vdots \end{pmatrix} \quad (8.2.2)$$

The matrix

$$\begin{pmatrix} 1 & & & & \\ & \ddots & & & \\ & & 0 & & 1 \\ & & & \ddots & \\ & & 1 & & 0 \\ & & & & & \ddots \\ & & & & & & 1 \end{pmatrix} =: E_j^i \quad (8.2.3)$$

is just the identity matrix with rows  $i$  and  $j$  swapped. The matrix  $E_j^i$  is an *elementary matrix* and

$$M' = E_j^i M. \quad (8.2.4)$$

Because  $\det I = 1$  and swapping a pair of rows changes the sign of the determinant, we have found that

$$\det E_j^i = -1. \quad (8.2.5)$$

Now we know that swapping a pair of rows flips the sign of the determinant so  $\det M' = -\det M$ . But  $\det E_j^i = -1$  and  $M' = E_j^i M$  so

$$\det E_j^i M = \det E_j^i \det M. \quad (8.2.6)$$

This result hints at a general rule for determinants of products of matrices.

### Scalar Multiply

The next row operation is multiplying a row by a scalar. Consider

$$M = \begin{pmatrix} R^1 \\ \vdots \\ R^n \end{pmatrix}, \quad (8.2.7)$$

where  $R^i$  are row vectors. Let  $R^i(\lambda)$  be the identity matrix, with the  $i$ th diagonal entry replaced by  $\lambda$ , not to be confused with the row vectors. *i.e.*,

$$R^i(\lambda) = \begin{pmatrix} 1 & & & \\ & \ddots & & \\ & & \lambda & \\ & & & \ddots \\ & & & & 1 \end{pmatrix}. \quad (8.2.8)$$

Then:

$$M' = R^i(\lambda)M = \begin{pmatrix} R^1 \\ \vdots \\ \lambda R^i \\ \vdots \\ R^n \end{pmatrix}, \quad (8.2.9)$$

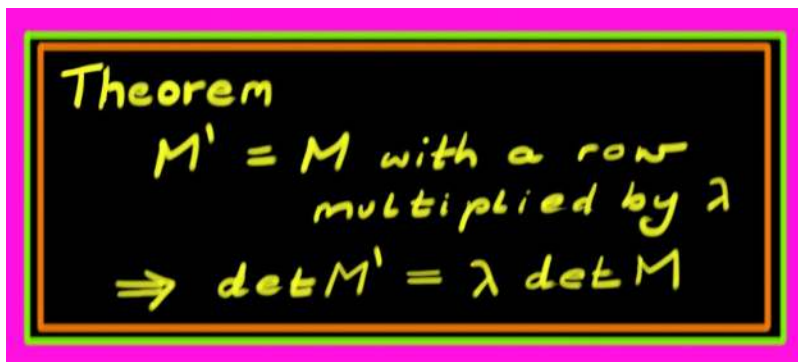
equals  $M$  with one row multiplied by  $\lambda$ .

What effect does multiplication by the elementary matrix  $R^i(\lambda)$  have on the determinant?

$$\begin{aligned} \det M' &= \sum_{\sigma} \operatorname{sgn}(\sigma) m_{\sigma(1)}^1 \cdots \lambda m_{\sigma(i)}^i \cdots m_{\sigma(n)}^n \\ &= \lambda \sum_{\sigma} \operatorname{sgn}(\sigma) m_{\sigma(1)}^1 \cdots m_{\sigma(i)}^i \cdots m_{\sigma(n)}^n \\ &= \lambda \det M \end{aligned}$$

Thus, multiplying a row by  $\lambda$  multiplies the determinant by  $\lambda$ . *i.e.*,

$$\det R^i(\lambda)M = \lambda \det M. \quad (8.2.10)$$



Since  $R^i(\lambda)$  is just the identity matrix with a single row multiplied by  $\lambda$ , then by the above rule, the determinant of  $R^i(\lambda)$  is  $\lambda$ . Thus:

$$\det R^i(\lambda) = \det \begin{pmatrix} 1 & & & \\ & \ddots & & \\ & & \lambda & \\ & & & \ddots \\ & & & & 1 \end{pmatrix} = \lambda, \quad (8.2.11)$$

and once again we have a product of determinants formula:

\$\$

$$\det R^i(\lambda)M = \det R^i(\lambda) \det M$$

]

## Row Addition

The final row operation is adding  $\mu R^j$  to  $R^i$ . This is done with the elementary matrix  $S_j^i(\mu)$ , which is an identity matrix but with an additional  $\mu$  in the  $i, j$  position:

$$S_j^i(\mu) = \begin{pmatrix} 1 & & & & & \\ & \ddots & & & & \\ & & 1 & & & \\ & & & \ddots & & \\ & & & & \mu & \\ & & & & & \ddots \\ & & & & & & 1 & \\ & & & & & & & \ddots \\ & & & & & & & & 1 \end{pmatrix}. \quad (8.2.12)$$

Then multiplying  $M$  by  $S_j^i(\mu)$  performs a row addition:

$$\begin{pmatrix} 1 & & & & & \\ & \ddots & & & & \\ & & 1 & & \mu & \\ & & & \ddots & & \\ & & & & 1 & \\ & & & & & \ddots \\ & & & & & & 1 & \\ & & & & & & & \ddots \\ & & & & & & & & 1 \end{pmatrix} \begin{pmatrix} \vdots \\ \vdots \\ R^i \\ \vdots \\ R^j \\ \vdots \end{pmatrix} = \begin{pmatrix} \vdots \\ \vdots \\ R^i + \mu R^j \\ \vdots \\ R^j \\ \vdots \end{pmatrix}. \quad (8.2.13)$$

What is the effect of multiplying by  $S_j^i(\mu)$  on the determinant? Let  $M' = S_j^i(\mu)M$ , and let  $M''$  be the matrix  $M$  but with  $R^i$  replaced by  $R^j$ . Then

$$\begin{aligned} \det M' &= \sum_{\sigma} \operatorname{sgn}(\sigma) m_{\sigma(1)}^1 \cdots (m_{\sigma(i)}^i + \mu m_{\sigma(j)}^j) \cdots m_{\sigma(n)}^n \\ &= \sum_{\sigma} \operatorname{sgn}(\sigma) m_{\sigma(1)}^1 \cdots m_{\sigma(i)}^i \cdots m_{\sigma(n)}^n \\ &\quad + \sum_{\sigma} \operatorname{sgn}(\sigma) m_{\sigma(1)}^1 \cdots \mu m_{\sigma(j)}^j \cdots m_{\sigma(j)}^j \cdots m_{\sigma(n)}^n \\ &= \det M + \mu \det M'' \end{aligned}$$

Since  $M''$  has two identical rows, its determinant is 0 so

$$\det M' = \det M, \quad (8.2.14)$$

when  $M'$  is obtained from  $M$  by adding  $\mu$  times row  $j$  to row  $i$ .

We also have learnt that

$$\det S_j^i(\mu)M = \det M. \quad (8.2.15)$$

Notice that if  $M$  is the identity matrix, then we have

$$\det S_j^i(\mu) = \det(S_j^i(\mu)I) = \det I = 1. \quad (8.2.16)$$

Theorem:  $M'$  equals  $M$   
with a multiple of  
one row added to  
another  
 $\Rightarrow \det M' = \det M$

## Determinant of Products

In summary, the elementary matrices for each of the row operations obey

$\mu$  is only supported in math mode

Moreover we found a useful formula for determinants of products:

### Theorem

If  $E$  is *any* of the elementary matrices  $E_j^i$ ,  $R^i(\lambda)$ ,  $S_j^i(\mu)$ , then  $\det(EM) = \det E \det M$ .

**SUMMARY**

Elementary Matrix $E$	$M' = EM$	$\det E$
$E_j^i$	$R_i \leftrightarrow R_j$	$-1$
$R^i(\lambda)$	$\lambda R^i$	$\lambda$
$S_j^i(\mu)$	$R_i + \mu R_j$	$1$

**$\det EM = \det E \det M$**

We have seen that any matrix  $M$  can be put into reduced row echelon form via a sequence of row operations, and we have seen that any row operation can be achieved via left matrix multiplication by an elementary matrix. Suppose that  $RREF(M)$  is the reduced row echelon form of  $M$ . Then

$$RREF(M) = E_1 E_2 \cdots E_k M, \quad (8.2.17)$$

where each  $E_i$  is an elementary matrix. We know how to compute determinants of elementary matrices and products thereof, so we ask:

$$\text{What is the determinant of a square matrix in reduced row echelon form?} \quad (8.2.18)$$

The answer has two cases:

1. If  $M$  is not invertible, then some row of  $RREF(M)$  contains only zeros. Then we can multiply the zero row by any constant  $\lambda$  without changing  $M$ ; by our previous observation, this scales the determinant of  $M$  by  $\lambda$ . Thus, if  $M$  is not invertible,  $\det RREF(M) = \lambda \det RREF(M)$ , and so  $\det RREF(M) = 0$ .

2. Otherwise, every row of  $RREF(M)$  has a pivot on the diagonal; since  $M$  is square, this means that  $RREF(M)$  is the identity matrix. So if  $M$  is invertible,  $\det RREF(M) = 1$ .

Notice that because  $\det RREF(M) = \det(E_1 E_2 \cdots E_k M)$ , by the theorem above,

$$\det RREF(M) = \det(E_1) \cdots \det(E_k) \det M. \quad (8.2.19)$$

Since each  $E_i$  has non-zero determinant, then  $\det RREF(M) = 0$  if and only if  $\det M = 0$ . This establishes an important theorem:

### Theorem

det is only supported in math mode

Since we know the determinants of the elementary matrices, we can immediately obtain the following:



### Corollary

Any elementary matrix  $E_j^i, R^i(\lambda), S_j^i(\mu)$  is invertible, except for  $R^i(0)$ . In fact, the inverse of an elementary matrix is another elementary matrix.

To obtain one last important result, suppose that  $M$  and  $N$  are square  $n \times n$  matrices, with reduced row echelon forms such that, for elementary matrices  $E_i$  and  $F_i$ ,

$$M = E_1 E_2 \cdots E_k RREF(M), \quad (8.2.20)$$

and

$$N = F_1 F_2 \cdots F_l RREF(N). \quad (8.2.21)$$

If  $RREF(M)$  is the identity matrix (*i.e.*,  $M$  is invertible), then:

$$\begin{aligned} \det(MN) &= \det(E_1 E_2 \cdots E_k RREF(M) F_1 F_2 \cdots F_l RREF(N)) \\ &= \det(E_1 E_2 \cdots E_k I F_1 F_2 \cdots F_l RREF(N)) \\ &= \det(E_1) \cdots \det(E_k) \det(I) \det(F_1) \cdots \det(F_l) \det RREF(N) \\ &= \det(M) \det(N) \end{aligned}$$

Otherwise,  $M$  is not invertible, and  $\det M = 0 = \det RREF(M)$ . Then there exists a row of zeros in  $RREF(M)$ , so  $R^n(\lambda) RREF(M) = RREF(M)$  lambda is only supported in math mode. Then:

$$\begin{aligned} \det(MN) &= \det(E_1 E_2 \cdots E_k RREF(M) N) \\ &= \det(E_1 E_2 \cdots E_k RREF(M) N) \\ &= \det(E_1) \cdots \det(E_k) \det(RREF(M) N) \\ &= \det(E_1) \cdots \det(E_k) \det(R^n(\lambda) RREF(M) N) \\ &= \det(E_1) \cdots \det(E_k) \lambda \det(RREF(M) N) \\ &= \lambda \det(MN) \end{aligned}$$

Which implies that  $\det(MN) = 0 = \det M \det N$ .

Thus we have shown that for *any* matrices  $M$  and  $N$ ,

$$\det(MN) = \det M \det N \quad (8.2.22)$$

This result is *extremely important*; do not forget it!


$$\det MN = \det M \det N$$

### Contributor

- [David Cherney](#), [Tom Denton](#), and [Andrew Waldron](#) (UC Davis)

---

This page titled [8.2: Elementary Matrices and Determinants](#) is shared under a [not declared](#) license and was authored, remixed, and/or curated by [David Cherney](#), [Tom Denton](#), & [Andrew Waldron](#).

## 8.3: Review Problems

1. Let  $M = \begin{pmatrix} m_1^1 & m_2^1 & m_3^1 \\ m_1^2 & m_2^2 & m_3^2 \\ m_1^3 & m_2^3 & m_3^3 \end{pmatrix}$ . Use row operations to put  $M$  into *row echelon form*. For simplicity, assume that  $m_1^1 \neq 0 \neq m_1^2 m_2^1 - m_1^2 m_2^1$ .

Prove that  $M$  is non-singular if and only if:

$$m_1^1 m_2^2 m_3^3 - m_1^1 m_3^2 m_2^3 + m_2^1 m_3^2 m_1^3 - m_2^1 m_1^2 m_3^3 + m_3^1 m_2^2 m_1^3 - m_3^1 m_2^2 m_1^3 \neq 0 \quad (8.3.1)$$

- 2.
- What does the matrix  $E_2^1 = \begin{pmatrix} 0 & 1 \\ 1 & 0 \end{pmatrix}$  do to  $M = \begin{pmatrix} a & b \\ d & c \end{pmatrix}$  under left multiplication? What about right multiplication?
  - Find elementary matrices  $R^1(\lambda)$  and  $R^2(\lambda)$  that respectively multiply rows 1 and 2 of  $M$  by  $\lambda$  but otherwise leave  $M$  the same under left multiplication.
  - Find a matrix  $S_2^1(\lambda)$  that adds a multiple  $\lambda$  of row 2 to row 1 under left multiplication.
3. Let  $M$  be a matrix and  $S_j^i M$  the same matrix with rows  $i$  and  $j$  switched. Explain every line of the series of equations proving that  $\det M = -\det(S_j^i M)$ .
4. Let  $M'$  be the matrix obtained from  $M$  by swapping two columns  $i$  and  $j$ . Show that  $\det M' = -\det M$ .
5. The scalar triple product of three vectors  $u, v, w$  from  $\mathfrak{R}^3$  is  $u \cdot (v \times w)$ . Show that this product is the same as the determinant of the matrix whose columns are  $u, v, w$  (in that order). What happens to the scalar triple product when the factors are permuted?
6. Show that if  $M$  is a  $3 \times 3$  matrix whose third row is a sum of multiples of the other rows ( $R_3 = aR_2 + bR_1$ ) then  $\det M = 0$ . Show that the same is true if one of the columns is a sum of multiples of the others.

### Contributor

- David Cherney, Tom Denton, and Andrew Waldron (UC Davis)

This page titled 8.3: Review Problems is shared under a [not declared](#) license and was authored, remixed, and/or curated by [David Cherney, Tom Denton, & Andrew Waldron](#).

## 8.4: Properties of the Determinant

We now know that the determinant of a matrix is non-zero if and only if that matrix is invertible. We also know that the determinant is a *multiplicative* function, in the sense that  $\det(MN) = \det M \det N$ . Now we will devise some methods for calculating the determinant.

Recall that:

$$\det M = \sum_{\sigma} \operatorname{sgn}(\sigma) m_{\sigma(1)}^1 m_{\sigma(2)}^2 \cdots m_{\sigma(n)}^n. \quad (8.4.1)$$

A *minor* of an  $n \times n$  matrix  $M$  is the determinant of any square matrix obtained from  $M$  by deleting one row and one column. In particular, any entry  $m_j^i$  of a square matrix  $M$  is associated to a minor obtained by deleting the  $i$ th row and  $j$ th column of  $M$ .

It is possible to write the determinant of a matrix in terms of its minors as follows:

$$\begin{aligned} \det M &= \sum_{\sigma} \operatorname{sgn}(\sigma) m_{\sigma(1)}^1 m_{\sigma(2)}^2 \cdots m_{\sigma(n)}^n \\ &= m_1^1 \sum_{\not{\sigma}^1} \operatorname{sgn}(\not{\sigma}^1) m_{\not{\sigma}^1(2)}^2 \cdots m_{\not{\sigma}^1(n)}^n \\ &\quad + m_2^1 \sum_{\not{\sigma}^2} \operatorname{sgn}(\not{\sigma}^2) m_{\not{\sigma}^2(1)}^2 m_{\not{\sigma}^2(3)}^3 \cdots m_{\not{\sigma}^2(n)}^n \\ &\quad + m_3^1 \sum_{\not{\sigma}^3} \operatorname{sgn}(\not{\sigma}^3) m_{\not{\sigma}^3(1)}^2 m_{\not{\sigma}^3(2)}^3 m_{\not{\sigma}^3(4)}^4 \cdots m_{\not{\sigma}^3(n)}^n \\ &\quad + \cdots \end{aligned}$$

Here the symbols  $\not{\sigma}^k$  refers to the permutation  $\sigma$  with the input  $k$  removed. The summand on the  $j$ 'th line of the above formula looks like the determinant of the minor obtained by removing the first and  $j$ 'th column of  $M$ . However we still need to replace sum of  $\not{\sigma}^j$  by a sum over permutations of column numbers of the matrix entries of this minor. This costs a minus sign whenever  $j - 1$  is odd. In other words, to expand by minors we pick an entry  $m_j^1$  of the first row, then add  $(-1)^{j-1}$  times the determinant of the matrix with row  $i$  and column  $j$  deleted. An example will probably help:

✓ Let's compute the determinant of

$$M = \begin{pmatrix} 1 & 2 & 3 \\ 4 & 5 & 6 \\ 7 & 8 & 9 \end{pmatrix} \quad (8.4.2)$$

using expansion by minors:

$$\begin{aligned} \det M &= 1 \det \begin{pmatrix} 5 & 6 \\ 8 & 9 \end{pmatrix} - 2 \det \begin{pmatrix} 4 & 6 \\ 7 & 9 \end{pmatrix} + 3 \det \begin{pmatrix} 4 & 5 \\ 7 & 8 \end{pmatrix} \\ &= 1(5 \cdot 9 - 8 \cdot 6) - 2(4 \cdot 9 - 7 \cdot 6) + 3(4 \cdot 8 - 7 \cdot 5) \\ &= 0 \end{aligned}$$

Here,  $M^{-1}$  does not exist because  $\det M = 0$ .

✓ Sometimes the entries of a matrix allow us to simplify the calculation of the determinant. Take

$$N = \begin{pmatrix} 1 & 2 & 3 \\ 4 & 0 & 0 \\ 7 & 8 & 9 \end{pmatrix}.$$

Notice that the second row has many zeros; then we can switch the first and second rows of  $N$  before expanding in minors to get:

$$\begin{aligned}\det \begin{pmatrix} 1 & 2 & 3 \\ 4 & 0 & 0 \\ 7 & 8 & 9 \end{pmatrix} &= -\det \begin{pmatrix} 4 & 0 & 0 \\ 1 & 2 & 3 \\ 7 & 8 & 9 \end{pmatrix} \\ &= -4 \det \begin{pmatrix} 2 & 3 \\ 8 & 9 \end{pmatrix} \\ &= 24\end{aligned}$$

Since we know how the determinant of a matrix changes when you perform row operations, it is often very beneficial to perform row operations before computing the determinant by brute force.

#### ✓ Example 8.4.1:

$$\det \begin{pmatrix} 1 & 2 & 3 \\ 4 & 5 & 6 \\ 7 & 8 & 9 \end{pmatrix} = \det \begin{pmatrix} 1 & 2 & 3 \\ 3 & 3 & 3 \\ 6 & 6 & 6 \end{pmatrix} = \det \begin{pmatrix} 1 & 2 & 3 \\ 3 & 3 & 3 \\ 0 & 0 & 0 \end{pmatrix} = 0.$$

Try to determine which row operations we made at each step of this computation.

You might suspect that determinants have similar properties with respect to columns as what applies to rows:

#### Theorem

For any square matrix  $M$ , we have:

$$\det M^T = \det M. \quad (8.4.3)$$

#### Proof

By definition,

$$\det M = \sum_{\sigma} \operatorname{sgn}(\sigma) m_{\sigma(1)}^1 m_{\sigma(2)}^2 \cdots m_{\sigma(n)}^n. \quad (8.4.4)$$

For any permutation  $\sigma$ , there is a unique inverse permutation  $\sigma^{-1}$  that undoes  $\sigma$ . If  $\sigma$  sends  $i \rightarrow j$ , then  $\sigma^{-1}$  sends  $j \rightarrow i$ . In the two-line notation for a permutation, this corresponds to just flipping the permutation over. For example, if

$$\sigma = \begin{bmatrix} 1 & 2 & 3 \\ 2 & 3 & 1 \end{bmatrix}$$

then we can find  $\sigma^{-1}$  by flipping the permutation and then putting the columns in order:

$$\sigma^{-1} = \begin{bmatrix} 2 & 3 & 1 \\ 1 & 2 & 3 \end{bmatrix} = \begin{bmatrix} 1 & 2 & 3 \\ 3 & 1 & 2 \end{bmatrix}. \quad (8.4.5)$$

Since any permutation can be built up by transpositions, one can also find the inverse of a permutation  $\sigma$  by undoing each of the transpositions used to build up  $\sigma$ ; this shows that one can use the same number of transpositions to build  $\sigma$  and  $\sigma^{-1}$ . In particular,  $\operatorname{sgn} \sigma = \operatorname{sgn} \sigma^{-1}$ .

Then we can write out the above in formulas as follows:

$$\begin{aligned}\det M &= \sum_{\sigma} \operatorname{sgn}(\sigma) m_{\sigma(1)}^1 m_{\sigma(2)}^2 \cdots m_{\sigma(n)}^n \\ &= \sum_{\sigma} \operatorname{sgn}(\sigma) m_1^{\sigma^{-1}(1)} m_2^{\sigma^{-1}(2)} \cdots m_n^{\sigma^{-1}(n)} \\ &= \sum_{\sigma} \operatorname{sgn}(\sigma^{-1}) m_1^{\sigma^{-1}(1)} m_2^{\sigma^{-1}(2)} \cdots m_n^{\sigma^{-1}(n)} \\ &= \sum_{\sigma} \operatorname{sgn}(\sigma) m_1^{\sigma(1)} m_2^{\sigma(2)} \cdots m_n^{\sigma(n)} \\ &= \det M^T.\end{aligned}$$

The second-to-last equality is due to the existence of a unique inverse permutation: summing over permutations is the same as summing over all inverses of permutations. The final equality is by the definition of the transpose.



#### ✓ Example 8.4.2:

Because of this theorem, we see that expansion by minors also works over columns. Let

$$M = \begin{pmatrix} 1 & 2 & 3 \\ 0 & 5 & 6 \\ 0 & 8 & 9 \end{pmatrix}. \quad (8.4.6)$$

Then

$$\det M = \det M^T = 1 \det \begin{pmatrix} 5 & 8 \\ 6 & 9 \end{pmatrix} = -3. \quad (8.4.7)$$

\end{example}

### Determinant of the Inverse

Let  $M$  and  $N$  be  $n \times n$  matrices. We previously showed that

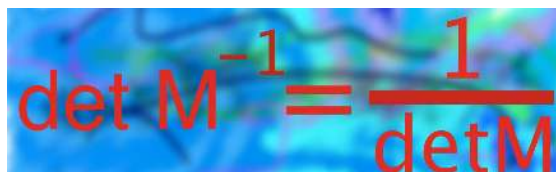
$$\det(MN) = \det M \det N, \text{ and } \det I = 1. \quad (8.4.8)$$

Then  $1 = \det I = \det(MM^{-1}) = \det M \det M^{-1}$ . As such we have:

#### Theorem

$$\det M^{-1} = \frac{1}{\det M} \quad (8.4.9)$$

Just so you don't forget this:



### Adjoint of a Matrix

Recall that for a  $2 \times 2$  matrix

$$\begin{pmatrix} d & -b \\ -c & a \end{pmatrix} \begin{pmatrix} a & b \\ c & d \end{pmatrix} = \det \begin{pmatrix} a & b \\ c & d \end{pmatrix} I. \quad (8.4.10)$$

$$\begin{pmatrix} d & -b \\ -c & a \end{pmatrix} \begin{pmatrix} a & b \\ c & d \end{pmatrix} = \det \begin{pmatrix} a & b \\ c & d \end{pmatrix} \cdot I$$

Or in a more careful notation: if

$$M = \begin{pmatrix} m_1^1 & m_2^1 \\ m_1^2 & m_2^2 \end{pmatrix}, \quad (8.4.11)$$

then

$$M^{-1} = \frac{1}{m_1^1 m_2^2 - m_2^1 m_1^2} \begin{pmatrix} m_2^2 & -m_2^1 \\ -m_1^2 & m_1^1 \end{pmatrix}, \quad (8.4.12)$$

so long as  $\det M = m_1^1 m_2^2 - m_2^1 m_1^2 \neq 0$ . The matrix

$$\begin{pmatrix} m_2^2 & -m_2^1 \\ -m_1^2 & m_1^1 \end{pmatrix}$$

that appears above is a special matrix, called the *adjoint* of  $M$ . Let's define the adjoint for an  $n \times n$  matrix.

The *cofactor* of  $M$  corresponding to the entry  $m_j^i$  of  $M$  is the product of the minor associated to  $m_j^i$  and  $(-1)^{i+j}$ . This is written  $\text{cofactor}(m_j^i)$ .

#### Definition

For  $M = (m_j^i)$  a square matrix, The *adjoint matrix*  $\text{adj}M$  is given by:

$$\text{adj}M = (\text{cofactor}(m_j^i))^T \quad (8.4.13)$$

#### Example 8.4.3:

$$\begin{aligned} & \text{adj} \begin{pmatrix} 3 & -1 & -1 \\ 1 & 2 & 0 \\ 0 & 1 & 1 \end{pmatrix} \\ &= \begin{pmatrix} \det \begin{pmatrix} 2 & 0 \\ 1 & 1 \end{pmatrix} & -\det \begin{pmatrix} 1 & 0 \\ 0 & 1 \end{pmatrix} & \det \begin{pmatrix} 1 & 2 \\ 0 & 1 \end{pmatrix} \\ -\det \begin{pmatrix} -1 & -1 \\ 1 & 1 \end{pmatrix} & \det \begin{pmatrix} 3 & -1 \\ 0 & 1 \end{pmatrix} & -\det \begin{pmatrix} 3 & -1 \\ 0 & 1 \end{pmatrix} \\ \det \begin{pmatrix} -1 & -1 \\ 2 & 0 \end{pmatrix} & -\det \begin{pmatrix} 3 & -1 \\ 1 & 0 \end{pmatrix} & \det \begin{pmatrix} 3 & -1 \\ 1 & 2 \end{pmatrix} \end{pmatrix}^T \end{aligned} \quad (8.4.14)$$

Let's multiply  $M \text{adj}M$ . For any matrix  $N$ , the  $i, j$  entry of  $MN$  is given by taking the dot product of the  $i$ th row of  $M$  and the  $j$ th column of  $N$ . Notice that the dot product of the  $i$ th row of  $M$  and the  $i$ th column of  $\text{adj}M$  is just the expansion by minors of  $\det M$  in the  $i$ th row. Further, notice that the dot product of the  $i$ th row of  $M$  and the  $j$ th column of  $\text{adj}M$  with  $j \neq i$  is the same as expanding  $M$  by minors, but with the  $j$ th row replaced by the  $i$ th row. Since the determinant of any matrix with a row repeated is zero, then these dot products are zero as well.

We know that the  $i, j$  entry of the product of two matrices is the dot product of the  $i$ th row of the first by the  $j$ th column of the second. Then:

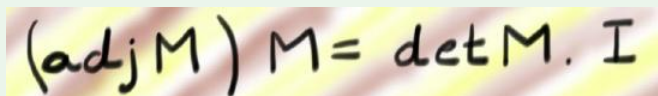
$$M \text{adj}M = (\det M)I \quad (8.4.15)$$

Thus, when  $\det M \neq 0$ , the adjoint gives an explicit formula for  $M^{-1}$ .

### Theorem

For  $M$  a square matrix with  $\det M \neq 0$  (equivalently, if  $M$  is invertible), then

$$M^{-1} = \frac{1}{\det M} \text{adj} M \quad (8.4.16)$$



### ✓ Continuing with the previous example,

$$\text{adj} \begin{pmatrix} 3 & -1 & -1 \\ 1 & 2 & 0 \\ 0 & 1 & 1 \end{pmatrix} = \begin{pmatrix} 2 & 0 & 2 \\ -1 & 3 & -1 \\ 1 & -3 & 7 \end{pmatrix}. \quad (8.4.17)$$

Now, multiply:

$$\begin{aligned} \begin{pmatrix} 3 & -1 & -1 \\ 1 & 2 & 0 \\ 0 & 1 & 1 \end{pmatrix} \begin{pmatrix} 2 & 0 & 2 \\ -1 & 3 & -1 \\ 1 & -3 & 7 \end{pmatrix} &= \begin{pmatrix} 6 & 0 & 0 \\ 0 & 6 & 0 \\ 0 & 0 & 6 \end{pmatrix} \\ \Rightarrow \begin{pmatrix} 3 & -1 & -1 \\ 1 & 2 & 0 \\ 0 & 1 & 1 \end{pmatrix}^{-1} &= \frac{1}{6} \begin{pmatrix} 2 & 0 & 2 \\ -1 & 3 & -1 \\ 1 & -3 & 7 \end{pmatrix} \end{aligned}$$

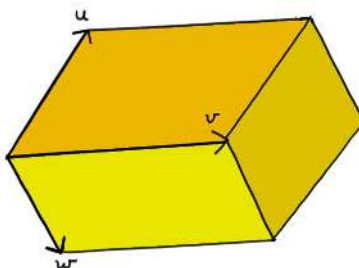
This process for finding the inverse matrix is sometimes called *Cramer's Rule*.

### Application: Volume of a Parallelepiped

Given three vectors  $\mathbf{u}, \mathbf{v}, \mathbf{w}$  in  $\mathcal{R}^3$ , the parallelepiped determined by the three vectors is the "squished" box whose edges are parallel to  $\mathbf{u}, \mathbf{v}$ , and  $\mathbf{w}$  as depicted in the figure below.

From calculus, we know that the volume of this object is  $|\mathbf{u} \cdot (\mathbf{v} \times \mathbf{w})|$ . This is the same as expansion by minors of the matrix whose columns are  $\mathbf{u}, \mathbf{v}, \mathbf{w}$ . Then:

$$\text{Volume} = |\det(\mathbf{u} \ \mathbf{v} \ \mathbf{w})| \quad (8.4.18)$$



### Contributor

- David Cherney, Tom Denton, and Andrew Waldron (UC Davis)

This page titled [8.4: Properties of the Determinant](#) is shared under a [not declared](#) license and was authored, remixed, and/or curated by [David Cherney, Tom Denton, & Andrew Waldron](#).

## 8.5: Review Problems

1. Find the determinant via expanding by minors.

$$\begin{pmatrix} 2 & 1 & 3 & 7 \\ 6 & 1 & 4 & 4 \\ 2 & 1 & 8 & 0 \\ 1 & 0 & 2 & 0 \end{pmatrix} \quad (8.5.1)$$

2. Even if  $M$  is not a square matrix, both  $MM^T$  and  $M^T M$  are square. Is it true that  $\det(MM^T) = \det(M^T M)$  for all matrices  $M$ ? How about  $\text{tr}(MM^T) = \text{tr}(M^T M)$ ?

3. Let  $\sigma^{-1}$  denote the inverse permutation of  $\sigma$ . Suppose the function  $f: 1, 2, 3, 4 \rightarrow \mathcal{R}$ . Write out explicitly the following two sums:

$$\sum_{\sigma} f(\sigma(s)) \text{ and } \sum_{\sigma} f(\sigma^{-1}(s)). \quad (8.5.2)$$

What do you observe? Now write a brief explanation why the following equality holds

$$\sum_{\sigma} F(\sigma) = \sum_{\sigma} F(\sigma^{-1}). \quad (8.5.3)$$

where the domain of the function  $F$  is the set of all permutations of  $n$  objects.

4. Suppose  $M = LU$  is an  $LU$  decomposition. Explain how you would efficiently compute  $\det M$  in this case. How does this decomposition allow you to easily see if  $M$  is invertible?

5. In computer science, the complexity of an algorithm is (roughly) computed by counting the number of times a given operation is performed. Suppose adding or subtracting any two numbers takes  $a$  seconds, and multiplying two numbers takes  $m$  seconds. Then, for example, computing  $2 \cdot 6 - 5$  would take  $a + m$  seconds.

(a) How many additions and multiplications does it take to compute the determinant of a general  $2 \rightarrow 2$  matrix?

(b) Write a formula for the number of additions and multiplications it takes to compute the determinant of a general  $n \rightarrow n$  matrix using the definition of the determinant as a sum over permutations. Assume that finding and multiplying by the sign of a permutation is free.

(c) How many additions and multiplications does it take to compute the determinant of a general  $3 \rightarrow 3$  matrix using expansion by minors? Assuming  $m = 2a$ , is this faster than computing the determinant from the definition?

### Contributor

- [David Cherney](#), [Tom Denton](#), and [Andrew Waldron](#) (UC Davis)

This page titled [8.5: Review Problems](#) is shared under a [not declared](#) license and was authored, remixed, and/or curated by [David Cherney, Tom Denton, & Andrew Waldron](#).

## CHAPTER OVERVIEW

### 9: Subspaces and Spanning Sets

It is time to study vector spaces more carefully and return to some fundamental questions:

1. **Subspaces:** When is a subset of a vector space itself a vector space? (This is the notion of a *subspace*.)
2. **Linear Independence:** Given a collection of vectors, is there a way to tell whether they are independent, or if one is a "linear combination" of the others?
3. **Dimension:** Is there a consistent definition of how "big" a vector space is?
4. **Basis:** How do we label vectors? Can we write any vector as a sum of some basic set of vectors? How do we change our point of view from vectors labelled one way to vectors labelled in another way

Let's start at the top!

[9.1: Subspaces](#)

[9.2: Building Subspaces](#)

[9.3: Review Problems](#)

#### Contributor

- [David Cherney](#), [Tom Denton](#), and [Andrew Waldron](#) (UC Davis)

---

This page titled [9: Subspaces and Spanning Sets](#) is shared under a [not declared](#) license and was authored, remixed, and/or curated by [David Cherney, Tom Denton, & Andrew Waldron](#).

## 9.1: Subspaces

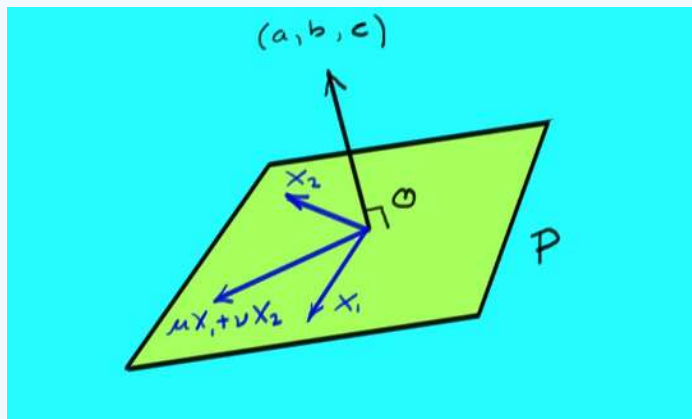
### Definition: subspace

We say that a subset  $U$  of a vector space  $V$  is a *subspace* of  $V$  if  $U$  is a vector space under the inherited addition and scalar multiplication operations of  $V$ .

### ✓ Example 9.1.1:

Consider a plane  $P$  in  $\mathfrak{R}^3$  through the origin:

$$ax + by + cz = 0. \tag{9.1.1}$$



This equation can be expressed as the homogeneous system  $\begin{pmatrix} a & b & c \end{pmatrix} \begin{pmatrix} x \\ y \\ z \end{pmatrix} = 0$ , or  $MX = 0$  with  $M$  the matrix  $\begin{pmatrix} a & b & c \end{pmatrix}$ . If  $X_1$  and  $X_2$  are both solutions to  $MX = 0$ , then, by linearity of matrix multiplication, so is  $\mu X_1 + \nu X_2$ :

$$M(\mu X_1 + \nu X_2) = \mu M X_1 + \nu M X_2 = 0. \tag{9.1.2}$$

So  $P$  is closed under addition and scalar multiplication. Additionally,  $P$  contains the origin (which can be derived from the above by setting  $\mu = \nu = 0$ ). All other vector space requirements hold for  $P$  because they hold for all vectors in  $\mathfrak{R}^3$ .

### SUBSPACE THEOREM

$V$  a vector space.  $\emptyset \neq U \subset V$

$U$  a subspace  $\iff \alpha_1 u_1 + \alpha_2 u_2 \in U$

$\forall \alpha_1, \alpha_2 \in \mathbb{R}, u_1, u_2 \in U$

### Theorem (Subspace Theorem)

Let  $U$  be a non-empty subset of a vector space  $V$ . Then  $U$  is a subspace if and only if  $\mu u_1 + \nu u_2 \in U$  for arbitrary  $u_1, u_2$  in  $U$ , and arbitrary constants  $\mu, \nu$ .

 Proof

One direction of this proof is easy: if  $U$  is a subspace, then it is a vector space, and so by the additive closure and multiplicative closure properties of vector spaces, it has to be true that  $\mu u_1 + \nu u_2 \in U$  for all  $u_1, u_2$  in  $U$  and all constants  $\mu, \nu$ .

The other direction is almost as easy: we need to show that if  $\mu u_1 + \nu u_2 \in U$  for all  $u_1, u_2$  in  $U$  and all constants  $\mu, \nu$ , then  $U$  is a vector space. That is, we need to show that the ten properties of vector spaces are satisfied. We know that the additive closure and multiplicative closure properties are satisfied. All of the other eight properties is true in  $U$  because it is true in  $V$ .

□

Note that the requirements of the subspace theorem are often referred to as "closure".

We can use this theorem to check if a set is a vector space. That is, if we have some set  $U$  of vectors that come from some bigger vector space  $V$ , to check if  $U$  itself forms a smaller vector space we need check only two things:

1. If we add any two vectors in  $U$ , do we end up with a vector in  $U$ ?
2. If we multiply any vector in  $U$  by any constant, do we end up with a vector in  $U$ ?

If the answer to both of these questions is yes, then  $U$  is a vector space. If not,  $U$  is not a vector space.

### Contributors

- [David Cherney](#), [Tom Denton](#), and [Andrew Waldron](#) (UC Davis)

---

This page titled [9.1: Subspaces](#) is shared under a [not declared](#) license and was authored, remixed, and/or curated by [David Cherney](#), [Tom Denton](#), & [Andrew Waldron](#).

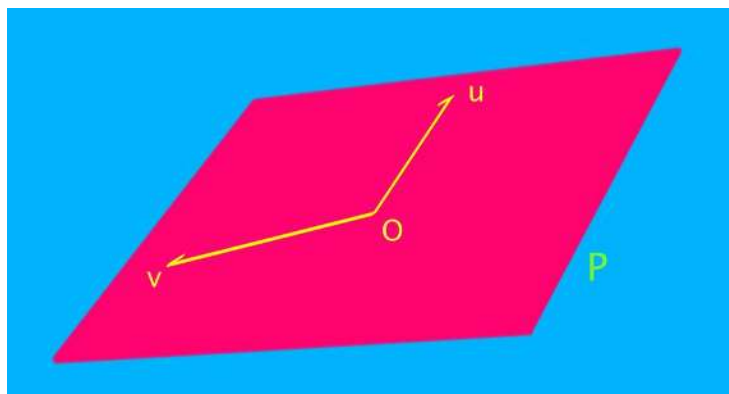
## 9.2: Building Subspaces

Consider the set

$$U = \left\{ \begin{pmatrix} 1 \\ 0 \\ 0 \end{pmatrix}, \begin{pmatrix} 0 \\ 1 \\ 0 \end{pmatrix} \right\} \subset \mathfrak{R}^3. \quad (9.2.1)$$

Because  $U$  consists of only two vectors, it clear that  $U$  is *not* a vector space, since any constant multiple of these vectors should also be in  $U$ . For example, the  $\mathbf{0}$ -vector is not in  $U$ , nor is  $U$  closed under vector addition.

But we know that any two vectors define a plane:



In this case, the vectors in  $U$  define the  $xy$ -plane in  $\mathfrak{R}^3$ . We can view the  $xy$ -plane as the set of all vectors that arise as a linear combination of the two vectors in  $U$ . We call this set of all linear combinations the *span* of  $U$ :

$$\text{span}(U) = \left\{ x \begin{pmatrix} 1 \\ 0 \\ 0 \end{pmatrix} + y \begin{pmatrix} 0 \\ 1 \\ 0 \end{pmatrix} \mid x, y \in \mathfrak{R} \right\}. \quad (9.2.2)$$

Notice that any vector in the  $xy$ -plane is of the form

$$\begin{pmatrix} x \\ y \\ 0 \end{pmatrix} = x \begin{pmatrix} 1 \\ 0 \\ 0 \end{pmatrix} + y \begin{pmatrix} 0 \\ 1 \\ 0 \end{pmatrix} \in \text{span}(U). \quad (9.2.3)$$

### Definition: Span

Let  $V$  be a vector space and  $S = \{s_1, s_2, \dots\} \subset V$  a subset of  $V$ . Then the *span* of  $S$  is the set:

$$\text{span}(S) := \{r^1 s_1 + r^2 s_2 + \dots + r^N s_N \mid r^i \in \mathfrak{R}, N \in \mathbb{N}\}. \quad (9.2.4)$$

That is, the span of  $S$  is the set of all finite linear combinations (usually our vector spaces are defined over  $\mathbb{R}$ , but in general we can have vector spaces defined over different base fields such as  $\mathbb{C}$  or  $\mathbb{Z}_2$ . The coefficients  $r^i$  should come from whatever our base field is (usually  $\mathbb{R}$ .) of elements of  $S$ . Any *finite* sum of the form "a constant times  $s_1$  plus a constant times  $s_2$  plus a constant times  $s_3$  and so on" is in the span of  $S$ .

It is important that we only allow finite linear combinations. In Equation 9.2.4,  $N$  must be a finite number. It can be any finite number, but it must be finite.

### Example 9.2.1:

Let  $V = \mathfrak{R}^3$  and  $X \subset V$  be the  $x$ -axis. Let  $P = \begin{pmatrix} 0 \\ 1 \\ 0 \end{pmatrix}$ , and set

$$S = X \cup \{P\}. \tag{9.2.5}$$

The vector  $\begin{pmatrix} 2 \\ 3 \\ 0 \end{pmatrix}$  is in  $\text{span}(S)$ , because  $\begin{pmatrix} 2 \\ 3 \\ 0 \end{pmatrix} = \begin{pmatrix} 2 \\ 0 \\ 0 \end{pmatrix} + 3 \begin{pmatrix} 0 \\ 1 \\ 0 \end{pmatrix}$ . Similarly, the vector  $\begin{pmatrix} -12 \\ 17.5 \\ 0 \end{pmatrix}$  is in  $\text{span}(S)$ , because  $\begin{pmatrix} -12 \\ 17.5 \\ 0 \end{pmatrix} = \begin{pmatrix} -12 \\ 0 \\ 0 \end{pmatrix} + 17.5 \begin{pmatrix} 0 \\ 1 \\ 0 \end{pmatrix}$ .

Similarly, any vector of the form

$$\begin{pmatrix} x \\ 0 \\ 0 \end{pmatrix} + y \begin{pmatrix} 0 \\ 1 \\ 0 \end{pmatrix} = \begin{pmatrix} x \\ y \\ 0 \end{pmatrix} \tag{9.2.6}$$

is in  $\text{span}(S)$ . On the other hand, any vector in  $\text{span}(S)$  must have a zero in the  $z$ -coordinate. (Why?)

So  $\text{span}(S)$  is the  $xy$ -plane, which is a vector space. (Try drawing a picture to verify this!)

### Lemma

For any subset  $S \subset V$ ,  $\text{span}(S)$  is a subspace of  $V$ .

### Proof

We need to show that  $\text{span}(S)$  is a vector space.

It suffices to show that  $\text{span}(S)$  is closed under linear combinations. Let  $u, v \in \text{span}(S)$  and  $\lambda, \mu$  be constants. By the definition of  $\text{span}(S)$ , there are constants  $c^i$  and  $d^i$  (some of which could be zero) such that:

$$\begin{aligned} u &= c^1 s_1 + c^2 s_2 + \dots \\ v &= d^1 s_1 + d^2 s_2 + \dots \\ \Rightarrow \lambda u + \mu v &= \lambda(c^1 s_1 + c^2 s_2 + \dots) + \mu(d^1 s_1 + d^2 s_2 + \dots) \\ &= (\lambda c^1 + \mu d^1) s_1 + (\lambda c^2 + \mu d^2) s_2 + \dots \end{aligned}$$

This last sum is a linear combination of elements of  $S$ , and is thus in  $\text{span}(S)$ . Then  $\text{span}(S)$  is closed under linear combinations, and is thus a subspace of  $V$ .

Note that this proof, like many proofs, consisted of little more than just writing out the definitions.

### Example 9.2.2:

For which values of  $a$  does

$$\text{span} \left\{ \begin{pmatrix} 1 \\ 0 \\ a \end{pmatrix}, \begin{pmatrix} 1 \\ 2 \\ -3 \end{pmatrix}, \begin{pmatrix} a \\ 1 \\ 0 \end{pmatrix} \right\} = \mathfrak{R}^3? \tag{9.2.7}$$

Given an arbitrary vector  $\begin{pmatrix} x \\ y \\ z \end{pmatrix}$  in  $\mathfrak{R}^3$ , we need to find constants  $r^1, r^2, r^3$  such that

$$r^1 \begin{pmatrix} 1 \\ 0 \\ a \end{pmatrix} + r^2 \begin{pmatrix} 1 \\ 2 \\ -3 \end{pmatrix} + r^3 \begin{pmatrix} a \\ 1 \\ 0 \end{pmatrix} = \begin{pmatrix} x \\ y \\ z \end{pmatrix}. \tag{9.2.8}$$

We can write this as a linear system in the unknowns  $r^1, r^2, r^3$  as follows:

$$\begin{pmatrix} 1 & 1 & a \\ 0 & 2 & 1 \\ a & -3 & 0 \end{pmatrix} \begin{pmatrix} r^1 \\ r^2 \\ r^3 \end{pmatrix} = \begin{pmatrix} x \\ y \\ z \end{pmatrix}. \tag{9.2.9}$$

If the matrix

$M = \begin{pmatrix} 1 & 1 & a \\ 0 & 2 & 1 \\ a & -3 & 0 \end{pmatrix}$  is invertible, then we can find a solution

$$M^{-1} \begin{pmatrix} x \\ y \\ z \end{pmatrix} = \begin{pmatrix} r^1 \\ r^2 \\ r^3 \end{pmatrix} \quad (9.2.10)$$

for *any* vector  $\begin{pmatrix} x \\ y \\ z \end{pmatrix} \in \mathfrak{R}^3$ .

Therefore we should choose  $a$  so that  $M$  is invertible:

$$\text{i.e., } 0 \neq \det M = -2a^2 + 3 + a = -(2a - 3)(a + 1). \quad (9.2.11)$$

Then the span is  $\mathfrak{R}^3$  if and only if  $a \neq -1, \frac{3}{2}$ .

Some other very important ways of building subspaces are given in the following examples.

### ✓ Example 9.2.3: The kernel of a linear map

Suppose  $L : U \rightarrow V$  is a linear map between vector spaces. Then if

$$L(u) = 0 = L(u'), \quad (9.2.12)$$

linearity tells us that

$$L(\alpha u + \beta u') = \alpha L(u) + \beta L(u') = \alpha 0 + \beta 0 = 0. \quad (9.2.13)$$

Hence, thanks to the subspace theorem, the set of all vectors in  $U$  that are mapped to the zero vector is a subspace of  $V$ .

It is called the kernel of  $L$ :

$$\ker L := \{u \in U \mid L(u) = 0\} \subset U. \quad (9.2.14)$$

Note that finding kernels is a homogeneous linear systems problem.

### ✓ Example 9.2.4: The image of a linear map

Suppose  $L : U \rightarrow V$  is a linear map between vector spaces. Then if

$$v = L(u) \text{ and } v' = L(u'), \quad (9.2.15)$$

linearity tells us that

$$\alpha v + \beta v' = \alpha L(u) + \beta L(u') = L(\alpha u + \beta u'). \quad (9.2.16)$$

Hence, calling once again on the subspace theorem, the set of all vectors in  $V$  that are obtained as outputs of the map  $L$  is a subspace.

It is called the image of  $L$ :

$$\text{im} L := \{L(u) \mid u \in U\} \subset V. \quad (9.2.17)$$

### ✓ Example 9.2.5: An eigenspace of a linear map

Suppose  $L : V \rightarrow V$  is a linear map and  $V$  is a vector space. Then if

$$L(u) = \lambda u \text{ and } L(v) = \lambda v, \quad (9.2.18)$$

linearity tells us that

$$L(\alpha u + \beta v) = \alpha L(u) + \beta L(v) = \alpha L(u) + \beta L(v) = \alpha \lambda u + \beta \lambda v = \lambda(\alpha u + \beta v). \quad (9.2.19)$$

Hence, again by subspace theorem, the set of all vectors in  $V$  that obey the *eigenvector equation*  $L(v) = \lambda v$  is a subspace of  $V$ . It is called an eigenspace

$$V_\lambda := \{v \in V \mid L(v) = \lambda v\}. \quad (9.2.20)$$

For most scalars  $\lambda$ , the only solution to  $L(v) = \lambda v$  will be  $v = 0$ , which yields the trivial subspace  $\{0\}$ .

When there are nontrivial solutions to  $L(v) = \lambda v$ , the number  $\lambda$  is called an eigenvalue, and carries essential information about the map  $L$ .

Kernels, images and eigenspaces are discussed in great depth in chapters [16](#) and [12](#).

### Contributor

- [David Cherney](#), [Tom Denton](#), and [Andrew Waldron](#) (UC Davis)

---

This page titled [9.2: Building Subspaces](#) is shared under a [not declared](#) license and was authored, remixed, and/or curated by [David Cherney, Tom Denton, & Andrew Waldron](#).

## 9.3: Review Problems

---

1. (Subspace Theorem) Suppose that  $V$  is a vector space and that  $U \subset V$  is a subset of  $V$ . Check all the vector space requirements to show that

$$\mu u_1 + \nu u_2 \in U \text{ for all } u_1, u_2 \in U, \mu, \nu \in \mathfrak{R} \quad (9.3.1)$$

implies that  $U$  is a subspace of  $V$ .

2. (Subspaces spanning sets polynomial span) Determine if  $P_3^{\mathfrak{R}}$  be the vector space of polynomials of degree 3 or less in the variable  $x$ .

$$x - x^3 \in \text{span}\{x^2, 2x + x^2, x + x^3\}. \quad (9.3.2)$$

3. (UandV) Let  $U$  and  $W$  be subspaces of  $V$ . Are:

a)  $U \cup W$

b)  $U \cap W$

also subspaces? Explain why or why not. Draw examples in  $\mathfrak{R}^3$ .

4. Let  $L : \mathbb{R}^3 \rightarrow \mathbb{R}^3$  where

$$L(x, y, z) = (x + 2y + z, 2x + y + z, 0). \quad (9.3.3)$$

Find  $\ker L$ ,  $\text{im} L$  and eigenspaces  $\mathbb{R}_{-1}$ ,  $\mathbb{R}_3$ . Your answers should be subsets of  $\mathbb{R}^3$ . Express them using the **span** notation.

### Contributor

- [David Cherney](#), [Tom Denton](#), and [Andrew Waldron](#) (UC Davis)

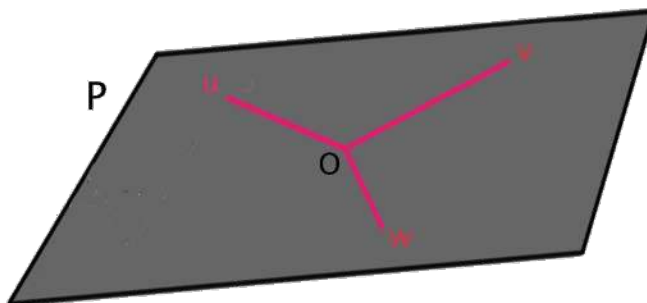
---

This page titled [9.3: Review Problems](#) is shared under a [not declared](#) license and was authored, remixed, and/or curated by [David Cherney](#), [Tom Denton](#), & [Andrew Waldron](#).

## CHAPTER OVERVIEW

### 10: Linear Independence

Consider a plane  $P$  that includes the origin in  $\mathfrak{R}^3$  and a collection  $\{u, v, w\}$  of non-zero vectors in  $P$ :



If no two of  $u, v$  and  $w$  are parallel, then  $P = \text{span}\{u, v, w\}$ . But any two vectors determines a plane, so we should be able to span the plane using only two of the vectors  $u, v, w$ . Then we could choose two of the vectors in  $\{u, v, w\}$  whose span is  $P$ , and express the other as a linear combination of those two. Suppose  $u$  and  $v$  span  $P$ . Then there exist constants  $d^1, d^2$  (not both zero) such that  $w = d^1u + d^2v$ . Since  $w$  can be expressed in terms of  $u$  and  $v$  we say that it is not independent. More generally, the relationship

$$c^1u + c^2v + c^3w = 0 \quad c^i \in \mathfrak{R}, \text{ some } c^i \neq 0 \quad (10.1)$$

expresses the fact that  $u, v, w$  are not all independent.

#### Definition (Independent)

We say that the vectors  $v_1, v_2, \dots, v_n$  are **linearly dependent** if there exist constants (usually our vector spaces are defined over  $\mathbb{R}$ , but in general we can have vector spaces defined over different base fields such as  $\mathbb{C}$  or  $\mathbb{Z}_2$ . The coefficients  $c^i$  should come from whatever our base field is (usually  $\mathbb{R}$ .)}  $c^1, c^2, \dots, c^n$  not all zero such that

$$c^1v_1 + c^2v_2 + \dots + c^nv_n = 0. \quad (10.2)$$

Otherwise, the vectors  $v_1, v_2, \dots, v_n$  are **linearly independent**.

### Remark

The zero vector  $0_V$  can **never** be on a list of independent vectors because  $\alpha 0_V = 0_V$  for any scalar  $\alpha$ .

#### Example 10.1:

Consider the following vectors in  $\mathfrak{R}^3$ :

$$v_1 = \begin{pmatrix} 4 \\ -1 \\ 3 \end{pmatrix}, \quad v_2 = \begin{pmatrix} -3 \\ 7 \\ 4 \end{pmatrix}, \quad v_3 = \begin{pmatrix} 5 \\ 12 \\ 17 \end{pmatrix}, \quad v_4 = \begin{pmatrix} -1 \\ 1 \\ 0 \end{pmatrix}. \quad (10.3)$$

Are these vectors linearly independent?

No, since  $3v_1 + 2v_2 - v_3 + v_4 = 0$ , the vectors are linearly **dependent**.

[10.1: Showing Linear Dependence](#)

[10.2: Showing Linear Independence](#)

[10.3: From Dependent Independent](#)

[10.4: Review Problems](#)

**Contributor**

- [David Cherney](#), [Tom Denton](#), and [Andrew Waldron](#) (UC Davis)

---

This page titled [10: Linear Independence](#) is shared under a [not declared](#) license and was authored, remixed, and/or curated by [David Cherney](#), [Tom Denton](#), & [Andrew Waldron](#).

## 10.1: Showing Linear Dependence

In the above example we were given the linear combination  $3v_1 + 2v_2 - v_3 + v_4$  seemingly by magic. The next example shows how to find such a linear combination, if it exists.

### ✓ Example $\backslash(\backslash\text{PageIndex}\{1\}\backslash)$ :

Consider the following vectors in  $\mathfrak{R}^3$ :

$$v_1 = \begin{pmatrix} 0 \\ 0 \\ 1 \end{pmatrix}, \quad v_2 = \begin{pmatrix} 1 \\ 2 \\ 1 \end{pmatrix}, \quad v_3 = \begin{pmatrix} 1 \\ 2 \\ 3 \end{pmatrix}. \quad (10.1.1)$$

Are they linearly independent?

We need to see whether the system

$$c^1v_1 + c^2v_2 + c^3v_3 = 0 \quad (10.1.2)$$

has any solutions for  $c^1, c^2, c^3$ . We can rewrite this as a homogeneous system by building a matrix whose columns are the vectors  $v_1, v_2$  and  $v_3$ :

$$(v_1 \ v_2 \ v_3) \begin{pmatrix} c^1 \\ c^2 \\ c^3 \end{pmatrix} = 0. \quad (10.1.3)$$

This system has solutions if and only if the matrix  $M = (v_1 \ v_2 \ v_3)$  is singular, so we should find the determinant of  $M$ :

$$\det M = \det \begin{pmatrix} 0 & 1 & 1 \\ 0 & 2 & 2 \\ 1 & 1 & 3 \end{pmatrix} = \det \begin{pmatrix} 1 & 1 \\ 2 & 2 \end{pmatrix} = 0. \quad (10.1.4)$$

Therefore nontrivial solutions exist. At this point we know that the vectors are linearly dependent. If we need to, we can find coefficients that demonstrate linear dependence by solving the system of equations:

$$\begin{pmatrix} 0 & 1 & 1 & 0 \\ 0 & 2 & 2 & 0 \\ 1 & 1 & 3 & 0 \end{pmatrix} \sim \begin{pmatrix} 1 & 1 & 3 & 0 \\ 0 & 1 & 1 & 0 \\ 0 & 0 & 0 & 0 \end{pmatrix} \sim \begin{pmatrix} 1 & 0 & 2 & 0 \\ 0 & 1 & 1 & 0 \\ 0 & 0 & 0 & 0 \end{pmatrix}. \quad (10.1.5)$$

Then  $c^3 = c^3 =: \mu$ ,  $c^2 = -\mu$ , and  $c^1 = -2\mu$ . Now any choice of  $\mu$  will produce coefficients  $c^1, c^2, c^3$  that satisfy the linear equation. So we can set  $\mu = 1$  and obtain:

$$c^1v_1 + c^2v_2 + c^3v_3 = 0 \Rightarrow -2v_1 - v_2 + v_3 = 0. \quad (10.1.6)$$

### Theorem (Linear Dependence)

An ordered set of non-zero vectors  $(v_1, \dots, v_n)$  is linearly dependent if and only if one of the vectors  $v_k$  is expressible as a linear combination of the preceding vectors.

#### Proof

The theorem is an if and only if statement, so there are two things to show.

(i.) First, we show that if  $v_k = c^1v_1 + \dots + c^{k-1}v_{k-1}$  then the set is linearly dependent.

This is easy. We just rewrite the assumption:

$$c^1v_1 + \dots + c^{k-1}v_{k-1} - v_k + 0v_{k+1} + \dots + 0v_n = 0. \quad (10.1.7)$$

This is a vanishing linear combination of the vectors  $\{v_1, \dots, v_n\}$  with not all coefficients equal to zero, so  $\{v_1, \dots, v_n\}$  is a linearly dependent set.

(ii.) Now, we show that linear dependence implies that there exists  $k$  for which  $v_k$  is a linear combination of the vectors  $\{v_1, \dots, v_{k-1}\}$ .

The assumption says that

$$c^1v_1 + c^2v_2 + \dots + c^nv_n = 0. \quad (10.1.8)$$

Take  $k$  to be the largest number for which  $c_k$  is not equal to zero. So:

$$c^1v_1 + c^2v_2 + \dots + c^{k-1}v_{k-1} + c^kv_k = 0. \quad (10.1.9)$$

(Note that  $k > 1$ , since otherwise we would have  $c^1v_1 = 0 \Rightarrow v_1 = 0$ , contradicting the assumption that none of the  $v_i$  are the zero vector.)

As such, we can rearrange the equation:

$$\begin{aligned} c^1v_1 + c^2v_2 + \dots + c^{k-1}v_{k-1} &= -c^kv_k \\ \Rightarrow -\frac{c^1}{c^k}v_1 - \frac{c^2}{c^k}v_2 - \dots - \frac{c^{k-1}}{c^k}v_{k-1} &= v_k. \end{aligned}$$

Therefore we have expressed  $v_k$  as a linear combination of the previous vectors, and we are done.

### ✓ Example 10.1.2:

Consider the vector space  $P_2(t)$  of polynomials of degree less than or equal to 2. Set:

$$\begin{aligned} v_1 &= 1 + t \\ v_2 &= 1 + t^2 \\ v_3 &= t + t^2 \\ v_4 &= 2 + t + t^2 \\ v_5 &= 1 + t + t^2. \end{aligned}$$

The set  $\{v_1, \dots, v_5\}$  is linearly dependent, because  $v_4 = v_1 + v_2$ .

### Contributor

- [David Cherney](#), [Tom Denton](#), and [Andrew Waldron](#) (UC Davis)

This page titled [10.1: Showing Linear Dependence](#) is shared under a [not declared](#) license and was authored, remixed, and/or curated by [David Cherney, Tom Denton, & Andrew Waldron](#).

## 10.2: Showing Linear Independence

We have seen two different ways to show a set of vectors is linearly dependent: we can either find a linear combination of the vectors which is equal to zero, or we can express one of the vectors as a linear combination of the other vectors. On the other hand, to check that a set of vectors is linearly *independent*, we must check that every linear combination of our vectors with non-vanishing coefficients gives something other than the zero vector. Equivalently, to show that the set  $v_1, v_2, \dots, v_n$  is linearly independent, we must show that the equation  $c_1v_1 + c_2v_2 + \dots + c_nv_n = 0$  has no solutions other than  $c_1 = c_2 = \dots = c_n = 0$ .

### ✓ Example 10.2.1:

Consider the following vectors in  $\mathfrak{R}^3$ :

$$v_1 = \begin{pmatrix} 0 \\ 0 \\ 2 \end{pmatrix}, \quad v_2 = \begin{pmatrix} 2 \\ 2 \\ 1 \end{pmatrix}, \quad v_3 = \begin{pmatrix} 1 \\ 4 \\ 3 \end{pmatrix}. \quad (10.2.1)$$

Are they linearly independent?

We need to see whether the system

$$c^1v_1 + c^2v_2 + c^3v_3 = 0 \quad (10.2.2)$$

has any solutions for  $c^1, c^2, c^3$ . We can rewrite this as a homogeneous system:

$$(v_1 \quad v_2 \quad v_3) \begin{pmatrix} c^1 \\ c^2 \\ c^3 \end{pmatrix} = 0. \quad (10.2.3)$$

This system has solutions if and only if the matrix  $M = (v_1 \quad v_2 \quad v_3)$  is singular, so we should find the determinant of  $M$ :

$$\det M = \det \begin{pmatrix} 0 & 2 & 1 \\ 0 & 2 & 4 \\ 2 & 1 & 3 \end{pmatrix} = 2 \det \begin{pmatrix} 2 & 1 \\ 2 & 4 \end{pmatrix} = 12. \quad (10.2.4)$$

Since the matrix  $M$  has non-zero determinant, the only solution to the system of equations

$$(v_1 \quad v_2 \quad v_3) \begin{pmatrix} c^1 \\ c^2 \\ c^3 \end{pmatrix} = 0 \quad (10.2.5)$$

is  $c_1 = c_2 = c_3 = 0$ . So the vectors  $v_1, v_2, v_3$  are linearly independent.

### Contributor

- [David Cherney](#), [Tom Denton](#), and [Andrew Waldron](#) (UC Davis)

This page titled [10.2: Showing Linear Independence](#) is shared under a [not declared](#) license and was authored, remixed, and/or curated by [David Cherney, Tom Denton, & Andrew Waldron](#).

## 10.3: From Dependent Independent

Now suppose vectors  $v_1, \dots, v_n$  are linearly dependent,

$$c^1 v_1 + c^2 v_2 + \dots + c^n v_n = 0 \quad (10.3.1)$$

with  $c^1 \neq 0$ . Then:

$$\text{span}\{v_1, \dots, v_n\} = \text{span}\{v_2, \dots, v_n\} \quad (10.3.2)$$

because any  $x \in \text{span}\{v_1, \dots, v_n\}$  is given by

$$\begin{aligned} x &= a^1 v_1 + \dots + a^n v_n \\ &= a^1 \left( -\frac{c^2}{c^1} v_2 - \dots - \frac{c^n}{c^1} v_n \right) + a^2 v_2 + \dots + a^n v_n \\ &= \left( a^2 - a^1 \frac{c^2}{c^1} \right) v_2 + \dots + \left( a^n - a^1 \frac{c^n}{c^1} \right) v_n. \end{aligned}$$

Then  $x$  is in  $\text{span}\{v_2, \dots, v_n\}$ .

When we write a vector space as the span of a list of vectors, we would like that list to be as short as possible (this idea is explored further in [chapter 11](#)). This can be achieved by iterating the above procedure.

✓ In the above example, we found that  $v_4 = v_1 + v_2$ . In this case, any expression for a vector as a linear combination involving  $v_4$  can be turned into a combination without  $v_4$  by making the substitution  $v_4 = v_1 + v_2$ .

Then:

$$\begin{aligned} S &= \text{span}\{1+t, 1+t^2, t+t^2, 2+t+t^2, 1+t+t^2\} \\ &= \text{span}\{1+t, 1+t^2, t+t^2, 1+t+t^2\}. \end{aligned}$$

Now we notice that  $1+t+t^2 = \frac{1}{2}(1+t) + \frac{1}{2}(1+t^2) + \frac{1}{2}(t+t^2)$ . So the vector  $1+t+t^2 = v_5$  is also extraneous, since it can be expressed as a linear combination of the remaining three vectors,  $v_1, v_2, v_3$ . Therefore

$$S = \text{span}\{1+t, 1+t^2, t+t^2\}. \quad (10.3.3)$$

In fact, you can check that there are no (non-zero) solutions to the linear system

$$c^1(1+t) + c^2(1+t^2) + c^3(t+t^2) = 0. \quad (10.3.4)$$

Therefore the remaining vectors  $\{1+t, 1+t^2, t+t^2\}$  are linearly independent, and span the vector space  $S$ . Then these vectors are a minimal spanning set, in the sense that no more vectors can be removed since the vectors are linearly independent. Such a set is called a **basis** for  $S$ .

### ✓ Example 10.3.1:

Let  $\mathbb{Z}_2^3$  be the space of  $3 \times 1$  bit-valued matrices (i.e., column vectors). Is the following subset linearly independent?

$$\left\{ \begin{pmatrix} 1 \\ 1 \\ 0 \end{pmatrix}, \begin{pmatrix} 1 \\ 0 \\ 1 \end{pmatrix}, \begin{pmatrix} 0 \\ 1 \\ 1 \end{pmatrix} \right\} \quad (10.3.5)$$

If the set is linearly dependent, then we can find non-zero solutions to the system:

$$c^1 \begin{pmatrix} 1 \\ 1 \\ 0 \end{pmatrix} + c^2 \begin{pmatrix} 1 \\ 0 \\ 1 \end{pmatrix} + c^3 \begin{pmatrix} 0 \\ 1 \\ 1 \end{pmatrix} = 0, \quad (10.3.6)$$

which becomes the linear system

$$\begin{pmatrix} 1 & 1 & 0 \\ 1 & 0 & 1 \\ 0 & 1 & 1 \end{pmatrix} \begin{pmatrix} c^1 \\ c^2 \\ c^3 \end{pmatrix} = 0. \quad (10.3.7)$$

Solutions exist if and only if the determinant of the matrix is non-zero. But:

$$\det \begin{pmatrix} 1 & 1 & 0 \\ 1 & 0 & 1 \\ 0 & 1 & 1 \end{pmatrix} = 1 \det \begin{pmatrix} 0 & 1 \\ 1 & 1 \end{pmatrix} - 1 \det \begin{pmatrix} 1 & 1 \\ 0 & 1 \end{pmatrix} = -1 - 1 = 1 + 1 = 0 \quad (10.3.8)$$

Therefore non-trivial solutions exist, and the set is not linearly independent.

### Contributor

- [David Cherney](#), [Tom Denton](#), and [Andrew Waldron](#) (UC Davis)

This page titled [10.3: From Dependent Independent](#) is shared under a [not declared](#) license and was authored, remixed, and/or curated by [David Cherney, Tom Denton, & Andrew Waldron](#).

## 10.4: Review Problems

1. Let  $B^n$  be the space of  $n \times 1$  bit-valued matrices (i.e., column vectors) over the field  $\mathbb{Z}_2$ .

Remember that this means that the coefficients in any linear combination can be only 0 or 1, with rules for adding and multiplying coefficients given here.

- How many different vectors are there in  $B^n$ ?
- Find a collection  $S$  of vectors that span  $B^3$  and are linearly independent. In other words, find a basis of  $B^3$ .
- Write each other vector in  $B^3$  as a linear combination of the vectors in the set  $S$  that you chose.
- Would it be possible to span  $B^3$  with only two vectors?

2. Let  $e_i$  be the vector in  $\mathfrak{R}^n$  with a 1 in the  $i$ th position and 0's in every other position. Let  $v$  be an arbitrary vector in  $\mathfrak{R}^n$ .

- Show that the collection  $\{e_1, \dots, e_n\}$  is linearly independent.
- Demonstrate that  $v = \sum_{i=1}^n (v \cdot e_i) e_i$ .
- The  $\text{span}\{e_1, \dots, e_n\}$  is the same as what vector space?

3. Consider the ordered set of vectors from  $\mathfrak{R}^3$

\$\$

\left(

$$\begin{pmatrix} 1 \\ 2 \\ 3 \end{pmatrix} \tag{10.4.1}$$

,

$$\begin{pmatrix} 2 \\ 4 \\ 6 \end{pmatrix} \tag{10.4.2}$$

,

$$\begin{pmatrix} 1 \\ 0 \\ 1 \end{pmatrix} \tag{10.4.3}$$

,

$$\begin{pmatrix} 1 \\ 4 \\ 5 \end{pmatrix} \tag{10.4.4}$$

\right)

\]

- Determine if the set is linearly independent by using the vectors as the columns of a matrix  $M$  and finding  $\text{RREF}(M)$ .
- If possible, write each vector as a linear combination of the preceding ones.
- Remove the vectors which can be expressed as linear combinations of the preceding vectors to form a linearly independent ordered set. (Every vector in your set set should be from the given set.)

4. Gaussian elimination is a useful tool figure out whether a set of vectors spans a vector space and if they are linearly independent. Consider a matrix  $M$  made from an ordered set of column vectors  $(v_1, v_2, \dots, v_m) \subset \mathfrak{R}^n$  and the three cases listed below:

- $\text{RREF}(M)$  is the identity matrix.
- $\text{RREF}(M)$  has a row of zeros.

c) Neither case i or ii apply.

First give an explicit example for each case, state whether the column vectors you use are linearly independent or spanning in each case. Then, in general, determine whether  $(v_1, v_2, \dots, v_m)$  are linearly independent and/or spanning  $\mathbf{R}^n$  in each of the three cases. If they are linearly dependent, does  $\mathbf{RREF}(M)$  tell you which vectors could be removed to yield an independent set of vectors?

### Contributor

- [David Cherney](#), [Tom Denton](#), and [Andrew Waldron](#) (UC Davis)

---

This page titled [10.4: Review Problems](#) is shared under a [not declared](#) license and was authored, remixed, and/or curated by [David Cherney, Tom Denton, & Andrew Waldron](#).

## CHAPTER OVERVIEW

### 11: Basis and Dimension

In [chapter 10](#), the notions of a linearly independent set of vectors in a vector space  $V$ , and of a set of vectors that span  $V$  were established: Any set of vectors that span  $V$  can be reduced to some minimal collection of linearly independent vectors; such a set is called a *basis* of the subspace  $V$ .

#### Definitions

Let  $V$  be a vector space.

- Then a set  $S$  is a *basis* for  $V$  if  $S$  is linearly independent and  $V = \text{span}S$ .
- If  $S$  is a basis of  $V$  and  $S$  has only finitely many elements, then we say that  $V$  is *finite-dimensional*.
- The number of vectors in  $S$  is the *dimension* of  $V$ .

Suppose  $V$  is a *finite-dimensional* vector space, and  $S$  and  $T$  are two different bases for  $V$ . One might worry that  $S$  and  $T$  have a different number of vectors; then we would have to talk about the dimension of  $V$  in terms of the basis  $S$  or in terms of the basis  $T$ . Luckily this isn't what happens. Later in this chapter, we will show that  $S$  and  $T$  must have the same number of vectors. This means that the dimension of a vector space is basis-independent. In fact, dimension is a very important characteristic of a vector space.

#### Example 11.1:

$P_n(t)$  (polynomials in  $t$  of degree  $n$  or less) has a basis  $\{1, t, \dots, t^n\}$ , since every vector in this space is a sum

$$a^0 1 + a^1 t + \dots + a^n t^n, \quad a^i \in \mathfrak{R}, \quad (11.1)$$

so  $P_n(t) = \text{span}\{1, t, \dots, t^n\}$ . This set of vectors is linearly independent: If the polynomial  $p(t) = c^0 1 + c^1 t + \dots + c^n t^n = 0$ , then  $c^0 = c^1 = \dots = c^n = 0$ , so  $p(t)$  is the zero polynomial. Thus  $P_n(t)$  is finite dimensional, and  $\dim P_n(t) = n + 1$ .

#### Theorem

Let  $S = \{v_1, \dots, v_n\}$  be a basis for a vector space  $V$ . Then every vector  $w \in V$  can be written *uniquely* as a linear combination of vectors in the basis  $S$ :

$$w = c^1 v_1 + \dots + c^n v_n. \quad (11.2)$$

#### Proof

Since  $S$  is a basis for  $V$ , then  $\text{span}S = V$ , and so there exist constants  $c^i$  such that  $w = c^1 v_1 + \dots + c^n v_n$ .

Suppose there exists a second set of constants  $d^i$  such that

$$w = d^1 v_1 + \dots + d^n v_n. \quad (11.3)$$

Then:

$$\begin{aligned} 0_V &= w - w \\ &= c^1 v_1 + \dots + c^n v_n - d^1 v_1 - \dots - d^n v_n \\ &= (c^1 - d^1) v_1 + \dots + (c^n - d^n) v_n. \end{aligned}$$

If it occurs exactly once that  $c^i \neq d^i$ , then the equation reduces to  $0 = (c^i - d^i) v_i$ , which is a contradiction since the vectors  $v_i$  are assumed to be non-zero.

If we have more than one  $i$  for which  $c^i \neq d^i$ , we can use this last equation to write one of the vectors in  $S$  as a linear combination of other vectors in  $S$ , which contradicts the assumption that  $S$  is linearly independent. Then for every  $i$ ,  $c^i = d^i$ .

## Remark

This theorem is the one that makes bases so useful--they allow us to convert abstract vectors into column vectors. By ordering the set  $\mathcal{S}$  we obtain  $B = (v_1, \dots, v_n)$  and can write

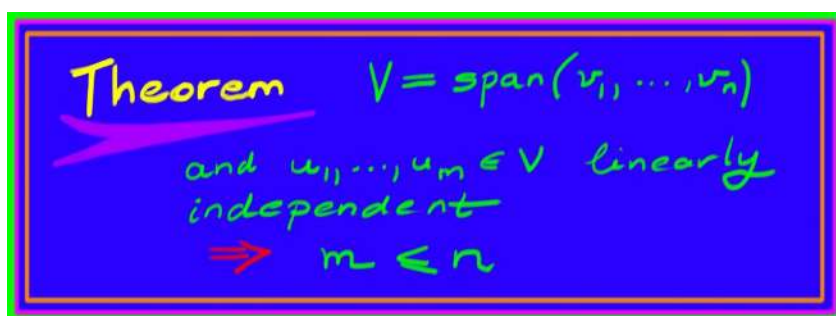
$$w = (v_1, \dots, v_n) \begin{pmatrix} c^1 \\ \vdots \\ c^n \end{pmatrix} = \begin{pmatrix} c^1 \\ \vdots \\ c^n \end{pmatrix}_B. \quad (11.4)$$

Remember that in general it makes no sense to drop the subscript  $B$  on the column vector on the right--most vector spaces are not made from columns of numbers!

Next, we would like to establish a method for determining whether a collection of vectors forms a basis for  $\mathfrak{R}^n$ . But first, we need to show that any two bases for a finite-dimensional vector space has the same number of vectors.

## Lemma

If  $\mathcal{S} = \{v_1, \dots, v_n\}$  is a basis for a vector space  $V$  and  $T = \{w_1, \dots, w_m\}$  is a linearly independent set of vectors in  $V$ , then  $m \leq n$ .



The idea of the proof is to start with the set  $\mathcal{S}$  and replace vectors in  $\mathcal{S}$  one at a time with vectors from  $T$ , such that after each replacement we still have a basis for  $V$ .

### Proof

Since  $\mathcal{S}$  spans  $V$ , then the set  $\{w_1, v_1, \dots, v_n\}$  is linearly dependent. Then we can write  $w_1$  as a linear combination of the  $v_i$ ; using that equation, we can express one of the  $v_i$  in terms of  $w_1$  and the remaining  $v_j$  with  $j \neq i$ . Then we can discard one of the  $v_i$  from this set to obtain a linearly independent set that still spans  $V$ . Now we need to prove that  $\mathcal{S}_1$  is a basis; we must show that  $\mathcal{S}_1$  is linearly independent and that  $\mathcal{S}_1$  spans  $V$ .

The set  $\mathcal{S}_1 = \{w_1, v_1, \dots, v_{i-1}, v_{i+1}, \dots, v_n\}$  is linearly independent: By the previous theorem, there was a unique way to express  $w_1$  in terms of the set  $\mathcal{S}$ . Now, to obtain a contradiction, suppose there is some  $k$  and constants  $c^i$  such that

$$v_k = c^0 w_1 + c^1 v_1 + \dots + c^{i-1} v_{i-1} + c^{i+1} v_{i+1} + \dots + c^n v_n. \quad (11.5)$$

Then replacing  $w_1$  with its expression in terms of the collection  $\mathcal{S}$  gives a way to express the vector  $v_k$  as a linear combination of the vectors in  $\mathcal{S}$ , which contradicts the linear independence of  $\mathcal{S}$ . On the other hand, we cannot express  $w_1$  as a linear combination of the vectors in  $\{v_j | j \neq i\}$ , since the expression of  $w_1$  in terms of  $\mathcal{S}$  was unique, and had a non-zero coefficient for the vector  $v_i$ . Then no vector in  $\mathcal{S}_1$  can be expressed as a combination of other vectors in  $\mathcal{S}_1$ , which demonstrates that  $\mathcal{S}_1$  is linearly independent.

The set  $\mathcal{S}_1$  spans  $V$ : For any  $u \in V$ , we can express  $u$  as a linear combination of vectors in  $\mathcal{S}$ . But we can express  $v_i$  as a linear combination of vectors in the collection  $\mathcal{S}_1$ ; rewriting  $v_i$  as such allows us to express  $u$  as a linear combination of the vectors in  $\mathcal{S}_1$ . Thus  $\mathcal{S}_1$  is a basis of  $V$  with  $n$  vectors.

We can now iterate this process, replacing one of the  $v_i$  in  $\mathcal{S}_1$  with  $w_2$ , and so on. If  $m \leq n$ , this process ends with the set  $\mathcal{S}_m = \{w_1, \dots, w_m, v_1, \dots, v_{i-m}\}$ , which is fine.

Otherwise, we have  $m > n$ , and the set  $\mathcal{S}_n = \{w_1, \dots, w_n\}$  is a basis for  $V$ . But we still have some vector  $w_{n+1}$  in  $T$  that is not in  $\mathcal{S}_n$ . Since  $\mathcal{S}_n$  is a basis, we can write  $w_{n+1}$  as a combination of the vectors in  $\mathcal{S}_n$ , which contradicts the linear independence of

the set  $T$ . Then it must be the case that  $m \leq n$ , as desired. □

## Corollary

For a finite-dimensional vector space  $V$ , any two bases for  $V$  have the same number of vectors.

## Proof

Let  $S$  and  $T$  be two bases for  $V$ . Then both are linearly independent sets that span  $V$ . Suppose  $S$  has  $n$  vectors and  $T$  has  $m$  vectors. Then by the previous lemma, we have that  $m \leq n$ . But (exchanging the roles of  $S$  and  $T$  in application of the lemma) we also see that  $n \leq m$ . Then  $m = n$ , as desired.

[11.1: Bases in  \$\mathbb{R}^n\$](#)

[11.2: Matrix of a Linear Transformation \(Redux\)](#)

[11.3: Review Problems](#)

## Contributor

- [David Cherney](#), [Tom Denton](#), and [Andrew Waldron](#) (UC Davis)

---

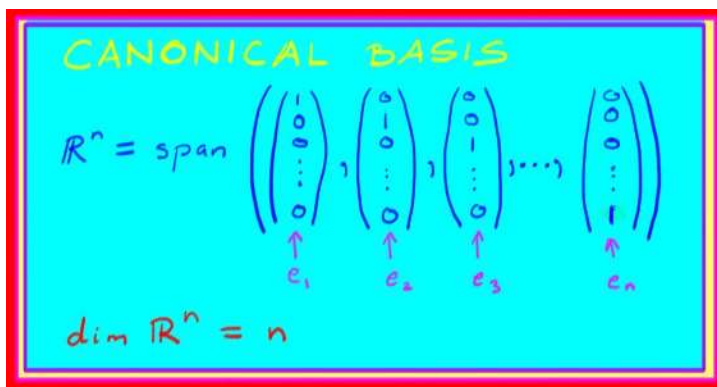
This page titled [11: Basis and Dimension](#) is shared under a [not declared](#) license and was authored, remixed, and/or curated by [David Cherney](#), [Tom Denton](#), & [Andrew Waldron](#).

## 11.1: Bases in $\mathbb{R}^n$

In [review question 2](#), [chapter 10](#) you checked that

$$\mathbb{R}^n = \text{span} \left\{ \begin{pmatrix} 1 \\ 0 \\ \vdots \\ 0 \end{pmatrix}, \begin{pmatrix} 0 \\ 1 \\ \vdots \\ 0 \end{pmatrix}, \dots, \begin{pmatrix} 0 \\ 0 \\ \vdots \\ 1 \end{pmatrix} \right\}, \quad (11.1.1)$$

and that this set of vectors is linearly independent. (If you didn't do that problem, check this before reading any further!) So this set of vectors is a basis for  $\mathbb{R}^n$ , and  $\dim \mathbb{R}^n = n$ . This basis is often called the *standard* or *canonical basis* for  $\mathbb{R}^n$ . The vector with a one in the  $i$ th position and zeros everywhere else is written  $e_i$ . (You could also view it as the function  $\{1, 2, \dots, n\} \rightarrow \mathbb{R}$  where  $e_i(j) = 1$  if  $i = j$  and  $0$  if  $i \neq j$ .) It points in the direction of the  $i$ th coordinate axis, and has unit length. In multivariable calculus classes, this basis is often written  $\{i, j, k\}$  for  $\mathbb{R}^3$ .



Note that it is often convenient to order basis elements, so rather than writing a set of vectors, we would write a list. This is called an ordered basis. For example, the canonical ordered basis for  $\mathbb{R}^n$  is  $(e_1, e_2, \dots, e_n)$ . The possibility to reorder basis vectors is not the only way in which bases are non-unique:

### 11.1.1: Remark (Bases are not unique)

While there exists a unique way to express a vector in terms of any particular basis, bases themselves are far from unique.

For example, both of the sets:

$$\left\{ \begin{pmatrix} 1 \\ 0 \end{pmatrix}, \begin{pmatrix} 0 \\ 1 \end{pmatrix} \right\} \text{ and } \left\{ \begin{pmatrix} 1 \\ 1 \end{pmatrix}, \begin{pmatrix} 1 \\ -1 \end{pmatrix} \right\} \quad (11.1.2)$$

are bases for  $\mathbb{R}^2$ . Rescaling any vector in one of these sets is already enough to show that  $\mathbb{R}^2$  has infinitely many bases. But even if we require that all of the basis vectors have unit length, it turns out that there are still infinitely many bases for  $\mathbb{R}^2$  (see [review question 3](#)).

To see whether a collection of vectors  $\mathcal{S} = \{v_1, \dots, v_m\}$  is a basis for  $\mathbb{R}^n$ , we have to check that they are linearly independent and that they span  $\mathbb{R}^n$ . From the previous discussion, we also know that  $m$  must equal  $n$ , so let's assume  $\mathcal{S}$  has  $n$  vectors. If  $\mathcal{S}$  is linearly independent, then there is no non-trivial solution of the equation

$$0 = x^1 v_1 + \dots + x^n v_n. \quad (11.1.3)$$

Let  $M$  be a matrix whose columns are the vectors  $v_i$  and  $X$  the column vector with entries  $x^i$ . Then the above equation is equivalent to requiring that there is a unique solution to

$$MX = 0. \quad (11.1.4)$$

To see if  $\mathcal{S}$  spans  $\mathbb{R}^n$ , we take an arbitrary vector  $w$  and solve the linear system

$$w = x^1 v_1 + \dots + x^n v_n \quad (11.1.5)$$

in the unknowns  $x^i$ . For this, we need to find a unique solution for the linear system  $MX = w$ .

Thus, we need to show that  $M^{-1}$  exists, so that

$$X = M^{-1}w \tag{11.1.6}$$

is the unique solution we desire. Then we see that  $\mathcal{S}$  is a basis for  $V$  if and only if  $\det M \neq 0$ .

 **Theorem**

Let  $\mathcal{S} = \{v_1, \dots, v_m\}$  be a collection of vectors in  $\mathfrak{R}^n$ . Let  $M$  be the matrix whose columns are the vectors in  $\mathcal{S}$ . Then  $\mathcal{S}$  is a basis for  $V$  if and only if  $m$  is the dimension of  $V$  and

$$\det M \neq 0. \tag{11.1.7}$$

### 11.1.2: Remark

Also observe that  $\mathcal{S}$  is a basis if and only if  $\mathbf{RREF}(M) = I$ .

 **Example 11.1.1:**

Let

$$\mathcal{S} = \left\{ \begin{pmatrix} 1 \\ 0 \end{pmatrix}, \begin{pmatrix} 0 \\ 1 \end{pmatrix} \right\} \text{ and } \mathcal{T} = \left\{ \begin{pmatrix} 1 \\ 1 \end{pmatrix}, \begin{pmatrix} 1 \\ -1 \end{pmatrix} \right\}. \tag{11.1.8}$$

Then set  $M_{\mathcal{S}} = \begin{pmatrix} 1 & 0 \\ 0 & 1 \end{pmatrix}$ . Since  $\det M_{\mathcal{S}} = 1 \neq 0$ , then  $\mathcal{S}$  is a basis for  $\mathfrak{R}^2$ .

Likewise, set  $M_{\mathcal{T}} = \begin{pmatrix} 1 & 1 \\ 1 & -1 \end{pmatrix}$ . Since  $\det M_{\mathcal{T}} = -2 \neq 0$ , then  $\mathcal{T}$  is a basis for  $\mathfrak{R}^2$ .

#### Contributor

- [David Cherney](#), [Tom Denton](#), and [Andrew Waldron](#) (UC Davis)

This page titled [11.1: Bases in  \$\mathbb{R}^n\$](#)  is shared under a [not declared](#) license and was authored, remixed, and/or curated by [David Cherney, Tom Denton, & Andrew Waldron](#).

## 11.2: Matrix of a Linear Transformation (Redux)

Not only do bases allow us to describe arbitrary vectors as column vectors, they also permit linear transformations to be expressed as matrices. This is a very powerful tool for computations, which is covered in [chapter 7](#) and reviewed again here.

Suppose we have a linear transformation  $L: V \rightarrow W$  and ordered input and output bases  $E = (e_1, \dots, e_n)$  and  $F = (f_1, \dots, f_m)$  for  $V$  and  $W$  respectively (of course, these need not be the standard basis--in all likelihood  $V$  is *not*  $\mathbb{R}^n$ ). Since for each  $e_j$ ,  $L(e_j)$  is a vector in  $W$ , there exist unique numbers  $m_j^i$  such that

$$\begin{aligned} L(e_j) &= f_1 m_j^1 + \dots + f_m m_j^m = (f_1, \dots, f_m) \begin{pmatrix} m_j^1 \\ \vdots \\ m_j^m \end{pmatrix} \\ &= \sum_{i=1}^m f_i m_j^i = (f_1 \quad f_2 \quad \dots \quad f_m) \begin{pmatrix} M_j^1 \\ M_j^2 \\ \vdots \\ M_j^m \end{pmatrix}. \end{aligned} \tag{11.2.1}$$

The number  $m_j^i$  is the  $i$ th component of  $L(e_j)$  in the basis  $F$ , while the  $f_i$  are vectors (note that if  $\alpha$  is a scalar, and  $v$  a vector,  $\alpha v = v\alpha$ , we have used the latter--rather uncommon--notation in the above formula). The numbers  $m_j^i$  naturally form a matrix whose  $j$ th column is the column vector displayed above. Indeed, if

$$v = e_1 v^1 + \dots + e_n v^n, \tag{11.2.2}$$

Then

$$L(v) = L(v^1 e_1 + v^2 e_2 + \dots + v^n e_n) \tag{11.2.3}$$

$$= v^1 L(e_1) + v^2 L(e_2) + \dots + v^n L(e_n) = \sum_{j=1}^n L(e_j) v^j \tag{11.2.4}$$

$$= \sum_{j=1}^n (f_1 m_j^1 + \dots + f_m m_j^m) v^j = \sum_{i=1}^m f_i \left[ \sum_{j=1}^n M_j^i v^j \right] \tag{11.2.5}$$

$$\begin{aligned} &= (f_1 \quad f_2 \quad \dots \quad f_m) \begin{pmatrix} m_1^1 & m_2^1 & \dots & m_n^1 \\ m_1^2 & m_2^2 & & \\ \vdots & & \ddots & \vdots \\ m_1^m & & \dots & m_n^m \end{pmatrix} \begin{pmatrix} v^1 \\ v^2 \\ \vdots \\ v^n \end{pmatrix} \quad \text{\$Inthecolumnvector} \\ &\quad \text{-- basis notation in this equality looks familiar} \\ &: \backslash L \begin{pmatrix} v^1 \\ \vdots \\ v^n \end{pmatrix}_E = \left( \begin{pmatrix} m_1^1 & \dots & m_n^1 \\ \vdots & & \vdots \\ m_1^m & \dots & m_n^m \end{pmatrix} \begin{pmatrix} v^1 \\ \vdots \\ v^n \end{pmatrix} \right)_F. \end{aligned} \tag{11.2.6}$$

The array of numbers  $M = (m_j^i)$  is called the matrix of  $L$  in the input and output bases  $E$  and  $F$  for  $V$  and  $W$ , respectively. This matrix will change if we change either of the bases. Also observe that the columns of  $M$  are computed by examining  $L$  acting on each basis vector in  $V$  expanded in the basis vectors of  $W$ .

### ✓ Example 11.2.1:

Let  $L: P_1(t) \mapsto P_1(t)$ , such that  $L(a + bt) = (a + b)t$ . Since  $V = P_1(t) = W$ , let's choose the same ordered basis  $B = (1 - t, 1 + t)$  for  $V$  and  $W$ .

$$\begin{aligned}
 L(1-t) &= (1-1)t = 0 = (1-t) \cdot 0 + (1+t) \cdot 0 = (1-t, 1+t) \begin{pmatrix} 0 \\ 0 \end{pmatrix} \\
 L(1+t) &= (1+1)t = 2t = (1-t) \cdot -1 + (1+t) \cdot 1 = (1-t, 1+t) \begin{pmatrix} -1 \\ 1 \end{pmatrix} \\
 \Rightarrow L \begin{pmatrix} a \\ b \end{pmatrix}_B &= \left( \begin{pmatrix} 0 & -1 \\ 0 & 1 \end{pmatrix} \begin{pmatrix} a \\ b \end{pmatrix} \right)_B
 \end{aligned}$$

When the vector space is  $\mathbb{R}^n$  and the standard basis is used, the problem of finding the matrix of a linear transformation will seem almost trivial. It is worthwhile working through it once in the above language though:

✓ Example 11.2.2:

Any vector in  $\mathfrak{R}^n$  can be written as a linear combination of the *standard (ordered) basis*  $(e_1, \dots, e_n)$ . The vector  $e_i$  has a one in the  $i$ th position, and zeros everywhere else. *i.e.*

$$e_1 = \begin{pmatrix} 1 \\ 0 \\ \vdots \\ 0 \end{pmatrix}, \quad e_2 = \begin{pmatrix} 0 \\ 1 \\ \vdots \\ 0 \end{pmatrix}, \dots, \quad e_n = \begin{pmatrix} 0 \\ 0 \\ \vdots \\ 1 \end{pmatrix}. \quad (11.2.7)$$

Then to find the matrix of any linear transformation  $L: \mathfrak{R}^n \rightarrow \mathfrak{R}^n$ , it suffices to know what  $L(e_i)$  is for every  $i$ .

For any matrix  $M$ , observe that  $M e_i$  is equal to the  $i$ th column of  $M$ . Then if the  $i$ th column of  $M$  equals  $L(e_i)$  for every  $i$ , then  $M v = L(v)$  for every  $v \in \mathfrak{R}^n$ . Then the matrix representing  $L$  in the standard basis is just the matrix whose  $i$ th column is  $L(e_i)$ .

For example, if

$$L \begin{pmatrix} 1 \\ 0 \\ 0 \end{pmatrix} = \begin{pmatrix} 1 \\ 4 \\ 7 \end{pmatrix}, \quad L \begin{pmatrix} 0 \\ 1 \\ 0 \end{pmatrix} = \begin{pmatrix} 2 \\ 5 \\ 8 \end{pmatrix}, \quad L \begin{pmatrix} 0 \\ 0 \\ 1 \end{pmatrix} = \begin{pmatrix} 3 \\ 6 \\ 9 \end{pmatrix}, \quad (11.2.8)$$

then the matrix of  $L$  in the standard basis is simply

$$\begin{pmatrix} 1 & 2 & 3 \\ 4 & 5 & 6 \\ 7 & 8 & 9 \end{pmatrix}. \quad (11.2.9)$$

Alternatively, this information would often be presented as

$$L \begin{pmatrix} x \\ y \\ z \end{pmatrix} = \begin{pmatrix} x + 2y + 3z \\ 4x + 5y + 6z \\ 7x + 8y + 9z \end{pmatrix}. \quad (11.2.10)$$

You could either rewrite this as

$$L \begin{pmatrix} x \\ y \\ z \end{pmatrix} = \begin{pmatrix} 1 & 2 & 3 \\ 4 & 5 & 6 \\ 7 & 8 & 9 \end{pmatrix} \begin{pmatrix} x \\ y \\ z \end{pmatrix}, \quad (11.2.11)$$

to immediately learn the matrix of  $L$ , or taking a more circuitous route:

$$\begin{aligned} L \begin{pmatrix} x \\ y \\ z \end{pmatrix} &= L \left[ x \begin{pmatrix} 1 \\ 0 \\ 0 \end{pmatrix} + y \begin{pmatrix} 0 \\ 0 \\ 1 \end{pmatrix} + z \begin{pmatrix} 0 \\ 0 \\ 1 \end{pmatrix} \right] \\ &= x \begin{pmatrix} 1 \\ 4 \\ 7 \end{pmatrix} + y \begin{pmatrix} 2 \\ 5 \\ 8 \end{pmatrix} + z \begin{pmatrix} 3 \\ 6 \\ 9 \end{pmatrix} = \begin{pmatrix} 1 & 2 & 3 \\ 4 & 5 & 6 \\ 7 & 8 & 9 \end{pmatrix} \begin{pmatrix} x \\ y \\ z \end{pmatrix}. \end{aligned}$$

### Contributor

- [David Cherney](#), [Tom Denton](#), and [Andrew Waldron](#) (UC Davis)

---

This page titled [11.2: Matrix of a Linear Transformation \(Redux\)](#) is shared under a [not declared](#) license and was authored, remixed, and/or curated by [David Cherney, Tom Denton, & Andrew Waldron](#).

## 11.3: Review Problems

- Draw the collection of all unit vectors in  $\mathfrak{R}^2$ .
  - Let  $S_x = \left\{ \begin{pmatrix} 1 \\ 0 \end{pmatrix}, x \right\}$ , where  $x$  is a unit vector in  $\mathfrak{R}^2$ . For which  $x$  is  $S_x$  a basis of  $\mathfrak{R}^2$ ?
  - Generalize to  $\mathfrak{R}^n$ .
- Let  $B^n$  be the vector space of column vectors with bit entries 0, 1. Write down every basis for  $B^1$  and  $B^2$ . How many bases are there for  $B^3$ ?  $B^4$ ? Can you make a conjecture for the number of bases for  $B^n$ ?

(Hint: You can build up a basis for  $B^n$  by choosing one vector at a time, such that the vector you choose is not in the span of the previous vectors you've chosen. How many vectors are in the span of any one vector? Any two vectors? How many vectors are in the span of any  $k$  vectors, for  $k \leq n$ ?)

- Suppose that  $V$  is an  $n$ -dimensional vector space.

- Show that any  $n$  linearly independent vectors in  $V$  form a basis.

(Hint: Let  $\{w_1, \dots, w_m\}$  be a collection of  $n$  linearly independent vectors in  $V$ , and let  $\{v_1, \dots, v_n\}$  be a basis for  $V$ .)

- Show that any set of  $n$  vectors in  $V$  which span  $V$  forms a basis for  $V$ .

(Hint: Suppose that you have a set of  $n$  vectors which span  $V$  but do not form a basis. What must be true about them? How could you get a basis from this set?)

- Let  $S = \{v_1, \dots, v_n\}$  be a subset of a vector space  $V$ . Show that if every vector  $w$  in  $V$  can be expressed uniquely as a linear combination of vectors in  $S$ , then  $S$  is a basis of  $V$ . In other words: suppose that for every vector  $w$  in  $V$ , there is exactly one set of constants  $c^1, \dots, c^n$  so that  $c^1 v_1 + \dots + c^n v_n = w$ . Show that this means that the set  $S$  is linearly independent and spans  $V$ .

- Vectors are objects that you can add together; show that the set of all linear transformations mapping  $\mathfrak{R}^3 \rightarrow \mathfrak{R}$  is itself a vector space. Find a basis for this vector space. Do you think your proof could be modified to work for linear transformations  $\mathfrak{R}^n \rightarrow \mathfrak{R}$ ? For  $\mathfrak{R}^N \rightarrow \mathfrak{R}^m$ ? For  $\mathfrak{R}^n \rightarrow \mathfrak{R}^n$ ?

*Hint: Represent  $\mathfrak{R}^3$  as column vectors, and argue that a linear transformation  $T: \mathfrak{R}^3 \rightarrow \mathfrak{R}$  is just a row vector.*

- Let  $S_n$  denote the vector space of all  $n \times n$  symmetric matrices  $M = M^T$ . Let  $A_n$  denote the vector space of all  $n \times n$  anti-symmetric matrices  $M^T = -M$ .

- Find a basis for  $S_3$ .

- Find a basis for  $A_3$ .

- Can you find a basis for  $S_n$ ? For  $A_n$ ?

*Hint: Describe it in terms of the matrices  $F_j^i$  which have a 1 in the  $i$ -th row and the  $j$ -th column and 0 everywhere else.*

*Note that  $\{F_j^i \mid 1 \leq i \leq n, 1 \leq j \leq n\}$  is a basis for  $M_n^r$ .*

- Give the matrix of the linear transformation  $L$  with respect to the input and output bases  $B$  and  $B'$  listed below:

- $L: V \rightarrow W$  where  $B = (v_1, \dots, v_n)$  is a basis for  $V$  and  $B' = (L(v_1), \dots, L(v_n))$  is a basis for  $W$ .

- $L: V \rightarrow V$  where  $B = B' = (v_1, \dots, v_n)$  and  $L(v_i) = \lambda_i v_i$ .

### Contributor

- David Cherney, Tom Denton, and Andrew Waldron (UC Davis)

This page titled 11.3: Review Problems is shared under a [not declared](#) license and was authored, remixed, and/or curated by [David Cherney, Tom Denton, & Andrew Waldron](#).

## CHAPTER OVERVIEW

### 12: Eigenvalues and Eigenvectors

Given only a vector space and no other structure, save for the zero vector, no vector is more important than any other. Once one also has a linear transformation the situation changes dramatically. Consider a vibrating string,



whose displacement at point  $x$  is given by a function  $y(x, t)$ . The space of all displacement functions for the string can be modelled by a vector space  $V$ . At this point, only the zero vector---the function  $y(x, t) = 0$  drawn in grey---is the only special vector.

The wave equation

$$\frac{\partial^2 y}{\partial t^2} = \frac{\partial^2 y}{\partial x^2}, \quad (12.1)$$

is a good model for the string's behavior in time and space. Hence we now have a linear transformation

$$\left( \frac{\partial^2}{\partial t^2} - \frac{\partial^2}{\partial x^2} \right) : V \rightarrow V. \quad (12.2)$$

For example, the function

$$y(x, t) = \sin t \sin x \quad (12.3)$$

is a very special vector in  $V$ , which obeys  $Ly = 0$ . It is an example of an eigenvector of  $L$ .

[12.1: Invariant Directions](#)

[12.2: The Eigenvalue-Eigenvector Equation](#)

[12.3: Eigenspaces](#)

[12.4: Review Problems](#)

#### Contributor

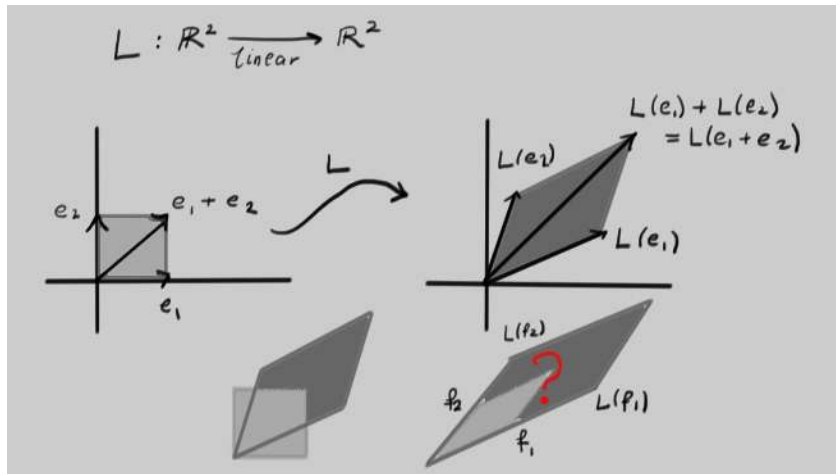
- [David Cherney](#), [Tom Denton](#), and [Andrew Waldron](#) (UC Davis)

---

This page titled [12: Eigenvalues and Eigenvectors](#) is shared under a [not declared](#) license and was authored, remixed, and/or curated by [David Cherney](#), [Tom Denton](#), & [Andrew Waldron](#).

## 12.1: Invariant Directions

Have a look at the linear transformation  $L$  depicted below:



It was picked at random by choosing a pair of vectors  $L(e_1)$  and  $L(e_2)$  as the outputs of  $L$  acting on the canonical basis vectors. Notice how the unit square with a corner at the origin is mapped to a parallelogram. The second line of the picture shows these superimposed on one another. Now look at the second picture on that line. There, two vectors  $f_1$  and  $f_2$  have been carefully chosen such that if the inputs into  $L$  are in the parallelogram spanned by  $f_1$  and  $f_2$ , the outputs also form a parallelogram with edges lying along the same two directions. Clearly this is a very special situation that should correspond to interesting properties of  $L$ .

Now let's try an explicit example to see if we can achieve the last picture:

### ✓ Example 12.1.1:

Consider the linear transformation  $L$  such that

$$L \begin{pmatrix} 1 \\ 0 \end{pmatrix} = \begin{pmatrix} -4 \\ -10 \end{pmatrix} \quad \text{and} \quad L \begin{pmatrix} 0 \\ 1 \end{pmatrix} = \begin{pmatrix} 3 \\ 7 \end{pmatrix}, \quad (12.1.1)$$

so that the matrix of  $L$  is

$$\begin{pmatrix} -4 & 3 \\ -10 & 7 \end{pmatrix}. \quad (12.1.2)$$

Recall that a vector is a direction and a magnitude;  $L$  applied to  $\begin{pmatrix} 1 \\ 0 \end{pmatrix}$  or  $\begin{pmatrix} 0 \\ 1 \end{pmatrix}$  changes both the direction and the magnitude of the vectors given to it.

Notice that

$$L \begin{pmatrix} 3 \\ 5 \end{pmatrix} = \begin{pmatrix} -4 \cdot 3 + 3 \cdot 5 \\ -10 \cdot 3 + 7 \cdot 5 \end{pmatrix} = \begin{pmatrix} 3 \\ 5 \end{pmatrix}. \quad (12.1.3)$$

Then  $L$  fixes the direction (and actually also the magnitude) of the vector  $v_1 = \begin{pmatrix} 3 \\ 5 \end{pmatrix}$ .

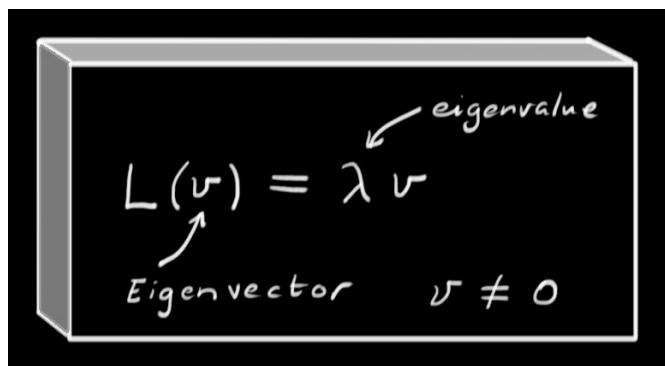
Now, notice that any vector with the same direction as  $v_1$  can be written as  $cv_1$  for some constant  $c$ . Then  $L(cv_1) = cL(v_1) = cv_1$ , so  $L$  fixes every vector pointing in the same direction as  $v_1$ .

Also notice that

$$L \begin{pmatrix} 1 \\ 2 \end{pmatrix} = \begin{pmatrix} -4 \cdot 1 + 3 \cdot 2 \\ -10 \cdot 1 + 7 \cdot 2 \end{pmatrix} = \begin{pmatrix} 2 \\ 4 \end{pmatrix} = 2 \begin{pmatrix} 1 \\ 2 \end{pmatrix}, \quad (12.1.4)$$

so  $L$  fixes the direction of the vector  $v_2 = \begin{pmatrix} 1 \\ 2 \end{pmatrix}$  but stretches  $v_2$  by a factor of 2. Now notice that for any constant  $c$ ,  $L(cv_2) = cL(v_2) = 2cv_2$ . Then  $L$  stretches every vector pointing in the same direction as  $v_2$  by a factor of 2.

In short, given a linear transformation  $L$  it is sometimes possible to find a vector  $v \neq 0$  and constant  $\lambda \neq 0$  such that  $Lv = \lambda v$ .



We call the direction of the vector  $v$  an *invariant direction*. In fact, any vector pointing in the same direction also satisfies this equation because  $L(cv) = cL(v) = \lambda cv$ . More generally, any *non-zero* vector  $v$  that solves

$$Lv = \lambda v \quad (12.1.5)$$

is called an *eigenvector* of  $L$ , and  $\lambda$  (which now need not be zero) is an *eigenvalue*. Since the direction is all we really care about here, then any other vector  $cv$  (so long as  $c \neq 0$ ) is an equally good choice of eigenvector. Notice that the relation " $u$  and  $v$  point in the same direction" is an equivalence relation.

In our example of the linear transformation  $L$  with matrix

$$\begin{pmatrix} -4 & 3 \\ -10 & 7 \end{pmatrix}, \quad (12.1.6)$$

we have seen that  $L$  enjoys the property of having two invariant directions, represented by eigenvectors  $v_1$  and  $v_2$  with eigenvalues 1 and 2, respectively.

It would be very convenient if we could write any vector  $w$  as a linear combination of  $v_1$  and  $v_2$ . Suppose  $w = rv_1 + sv_2$  for some constants  $r$  and  $s$ . Then:

$$L(w) = L(rv_1 + sv_2) = rL(v_1) + sL(v_2) = rv_1 + 2sv_2. \quad (12.1.7)$$

Now  $L$  just multiplies the number  $r$  by 1 and the number  $s$  by 2. If we could write this as a matrix, it would look like:

$$\begin{pmatrix} 1 & 0 \\ 0 & 2 \end{pmatrix} \begin{pmatrix} r \\ s \end{pmatrix} \quad (12.1.8)$$

which is much slicker than the usual scenario

$$L \begin{pmatrix} x \\ y \end{pmatrix} = \begin{pmatrix} a & b \\ c & d \end{pmatrix} \begin{pmatrix} x \\ y \end{pmatrix} = \begin{pmatrix} ax + by \\ cx + dy \end{pmatrix}. \quad (12.1.9)$$

Here,  $s$  and  $t$  give the coordinates of  $w$  in terms of the vectors  $v_1$  and  $v_2$ . In the previous example, we multiplied the vector by the matrix  $L$  and came up with a complicated expression. In these coordinates, we see that  $L$  has a very simple *diagonal matrix*, whose diagonal entries are exactly the *eigenvalues* of  $L$ .

This process is called *diagonalization*. It makes complicated linear systems much easier to analyze.

Now that we've seen what eigenvalues and eigenvectors are, there are a number of questions that need to be answered.

1. How do we find eigenvectors and their eigenvalues?
2. How many eigenvalues and (independent) eigenvectors does a given linear transformation have?
3. When can a linear transformation be diagonalized?

We'll start by trying to find the eigenvectors for a linear transformation.

✓ Example 12.1.2:

Let  $L: \mathbb{R}^2 \rightarrow \mathbb{R}^2$  such that  $L(x, y) = (2x + 2y, 16x + 6y)$ . First, we find the matrix of  $L$ :

$$\begin{pmatrix} x \\ y \end{pmatrix} \xrightarrow{L} \begin{pmatrix} 2 & 2 \\ 16 & 6 \end{pmatrix} \begin{pmatrix} x \\ y \end{pmatrix}. \quad (12.1.10)$$

We want to find an invariant direction  $v = \begin{pmatrix} x \\ y \end{pmatrix}$  such that

$$Lv = \lambda v \quad (12.1.11)$$

or, in matrix notation,

$$\begin{aligned} & \begin{pmatrix} 2 & 2 \\ 16 & 6 \end{pmatrix} \begin{pmatrix} x \\ y \end{pmatrix} = \lambda \begin{pmatrix} x \\ y \end{pmatrix} \\ \Leftrightarrow & \begin{pmatrix} 2 & 2 \\ 16 & 6 \end{pmatrix} \begin{pmatrix} x \\ y \end{pmatrix} = \begin{pmatrix} \lambda & 0 \\ 0 & \lambda \end{pmatrix} \begin{pmatrix} x \\ y \end{pmatrix} \\ \Leftrightarrow & \begin{pmatrix} 2-\lambda & 2 \\ 16 & 6-\lambda \end{pmatrix} \begin{pmatrix} x \\ y \end{pmatrix} = \begin{pmatrix} 0 \\ 0 \end{pmatrix}. \end{aligned}$$

This is a homogeneous system, so it only has solutions when the matrix  $\begin{pmatrix} 2-\lambda & 2 \\ 16 & 6-\lambda \end{pmatrix}$  is singular. In other words,

$$\begin{aligned} \det \begin{pmatrix} 2-\lambda & 2 \\ 16 & 6-\lambda \end{pmatrix} &= 0 \\ \Leftrightarrow (2-\lambda)(6-\lambda) - 32 &= 0 \\ \Leftrightarrow \lambda^2 - 8\lambda - 20 &= 0 \\ \Leftrightarrow (\lambda - 10)(\lambda + 2) &= 0 \end{aligned}$$

For any square  $n \times n$  matrix  $M$ , the polynomial in  $\lambda$  given by

$$P_M(\lambda) = \det(\lambda I - M) = (-1)^n \det(M - \lambda I) \quad (12.1.12)$$

is called the *characteristic polynomial* of  $M$ , and its roots are the eigenvalues of  $M$ .

In this case, we see that  $L$  has two eigenvalues,  $\lambda_1 = 10$  and  $\lambda_2 = -2$ . To find the eigenvectors, we need to deal with these two cases separately. To do so, we solve the linear system  $\begin{pmatrix} 2-\lambda & 2 \\ 16 & 6-\lambda \end{pmatrix} \begin{pmatrix} x \\ y \end{pmatrix} = \begin{pmatrix} 0 \\ 0 \end{pmatrix}$  with the particular eigenvalue  $\lambda$  plugged in to the matrix.

1. [ $\lambda = 10$ :] We solve the linear system

$$\begin{pmatrix} -8 & 2 \\ 16 & -4 \end{pmatrix} \begin{pmatrix} x \\ y \end{pmatrix} = \begin{pmatrix} 0 \\ 0 \end{pmatrix}. \quad (12.1.13)$$

Both equations say that  $y = 4x$ , so any vector  $\begin{pmatrix} x \\ 4x \end{pmatrix}$  will do. Since we only need the direction of the eigenvector, we can pick a value for  $x$ . Setting  $x = 1$  is convenient, and gives the eigenvector  $v_1 = \begin{pmatrix} 1 \\ 4 \end{pmatrix}$ .

2. [ $\lambda = -2$ :] We solve the linear system

$$\begin{pmatrix} 4 & 2 \\ 16 & 8 \end{pmatrix} \begin{pmatrix} x \\ y \end{pmatrix} = \begin{pmatrix} 0 \\ 0 \end{pmatrix}. \quad (12.1.14)$$

Here again both equations agree, because we chose  $\lambda$  to make the system singular. We see that  $y = -2x$  works, so we can choose  $v_2 = \begin{pmatrix} 1 \\ -2 \end{pmatrix}$ .

Our process was the following:

1. Find the characteristic polynomial of the matrix  $M$  for  $L$ , given by  $\det(\lambda I - M)$ .
2. Find the roots of the characteristic polynomial; these are the eigenvalues of  $L$ .
3. For each eigenvalue  $\lambda_i$ , solve the linear system  $(M - \lambda_i I)v = 0$  to obtain an eigenvector  $v$  associated to  $\lambda_i$ .

#### Contributor

- [David Cherney](#), [Tom Denton](#), and [Andrew Waldron](#) (UC Davis)

---

This page titled [12.1: Invariant Directions](#) is shared under a [not declared](#) license and was authored, remixed, and/or curated by [David Cherney](#), [Tom Denton](#), & [Andrew Waldron](#).

## 12.2: The Eigenvalue-Eigenvector Equation

In [Section 12](#), we developed the idea of eigenvalues and eigenvectors in the case of linear transformations  $\mathfrak{R}^2 \rightarrow \mathfrak{R}^2$ . In this section, we will develop the idea more generally.

### Definition: the Eigenvalue-Eigenvector Equation

For a linear transformation  $L: V \rightarrow V$ , then  $\lambda$  is an *eigenvalue* of  $L$  with *eigenvector*  $v \neq 0_V$  if

$$Lv = \lambda v. \quad (12.2.1)$$

This equation says that the direction of  $v$  is invariant (unchanged) under  $L$ .

Let's try to understand this equation better in terms of matrices. Let  $V$  be a finite-dimensional vector space and let  $L: V \rightarrow V$ . If we have a basis for  $V$  we can represent  $L$  by a square matrix  $M$  and find eigenvalues  $\lambda$  and associated eigenvectors  $v$  by solving the homogeneous system

$$(M - \lambda I)v = 0. \quad (12.2.2)$$

This system has non-zero solutions if and only if the matrix

$$M - \lambda I \quad (12.2.3)$$

is singular, and so we require that

$$\det(\lambda I - M) = 0. \quad (12.2.4)$$

The left hand side of this equation is a polynomial in the variable  $\lambda$  called the *characteristic polynomial*  $P_M(\lambda)$  of  $M$ . For an  $n \times n$  matrix, the characteristic polynomial has degree  $n$ . Then

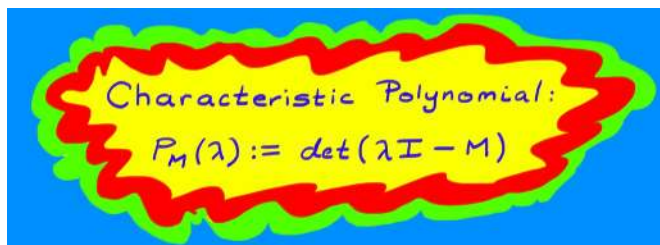
$$P_M(\lambda) = \lambda^n + c_1\lambda^{n-1} + \dots + c_n. \quad (12.2.5)$$

Notice that  $P_M(0) = \det(-M) = (-1)^n \det M$ .

The [Fundamental Theorem of Algebra](#) states that any polynomial can be factored into a product of first order polynomials over  $\mathbb{C}$ . Then there exists a collection of  $n$  complex numbers  $\lambda_i$  (possibly with repetition) such that

$$P_M(\lambda) = (\lambda - \lambda_1)(\lambda - \lambda_2) \dots (\lambda - \lambda_n) \implies P_M(\lambda_i) = 0 \quad (12.2.6)$$

The eigenvalues  $\lambda_i$  of  $M$  are exactly the roots of  $P_M(\lambda)$ . These eigenvalues could be real or complex or zero, and they need not all be different. The number of times that any given root  $\lambda_i$  appears in the collection of eigenvalues is called its *multiplicity*.



### Example 12.2.1:

Let  $L$  be the linear transformation  $L: \mathfrak{R}^3 \rightarrow \mathfrak{R}^3$  given by

$$L \begin{pmatrix} x \\ y \\ z \end{pmatrix} = \begin{pmatrix} 2x + y - z \\ x + 2y - z \\ -x - y + 2z \end{pmatrix}. \quad (12.2.7)$$

In the standard basis the matrix  $M$  representing  $L$  has columns  $Le_i$  for each  $i$ , so:

$$\begin{pmatrix} x \\ y \\ z \end{pmatrix} \xrightarrow{L} \begin{pmatrix} 2 & 1 & -1 \\ 1 & 2 & -1 \\ -1 & -1 & 2 \end{pmatrix} \begin{pmatrix} x \\ y \\ z \end{pmatrix}. \quad (12.2.8)$$

Then the characteristic polynomial of  $L$  is

$$\begin{aligned} P_M(\lambda) &= \det \begin{pmatrix} \lambda - 2 & -1 & 1 \\ -1 & \lambda - 2 & 1 \\ 1 & 1 & \lambda - 2 \end{pmatrix} \\ &= (\lambda - 2)[(\lambda - 2)^2 - 1] + [-(\lambda - 2) - 1] + [-(\lambda - 2) - 1] \\ &= (\lambda - 1)^2(\lambda - 4). \end{aligned}$$

So  $L$  has eigenvalues  $\lambda_1 = 1$  (with multiplicity 2), and  $\lambda_2 = 4$  (with multiplicity 1).

To find the eigenvectors associated to each eigenvalue, we solve the homogeneous system  $(M - \lambda_i I)X = 0$  for each  $i$ .

1. [ $\lambda = 4$ :] We set up the augmented matrix for the linear system:

$$\begin{pmatrix} -2 & 1 & -1 & 0 \\ 1 & -2 & -1 & 0 \\ -1 & -1 & -2 & 0 \end{pmatrix} \sim \begin{pmatrix} 1 & -2 & -1 & 0 \\ 0 & -3 & -3 & 0 \\ 0 & -3 & -3 & 0 \end{pmatrix} \sim \begin{pmatrix} 1 & 0 & 1 & 0 \\ 0 & 1 & 1 & 0 \\ 0 & 0 & 0 & 0 \end{pmatrix} \quad (12.2.9)$$

So we see that  $z = z =: t$ ,  $y = -t$ , and  $x = -t$  gives a formula for eigenvectors in terms of the free parameter  $t$ . Any such eigenvector is of the form  $t \begin{pmatrix} -1 \\ -1 \\ 1 \end{pmatrix}$ ; thus  $L$  leaves a line through the origin invariant.

2. [ $\lambda = 1$ :] Again we set up an augmented matrix and find the solution set:

$$\begin{pmatrix} 1 & 1 & -1 & 0 \\ 1 & 1 & -1 & 0 \\ -1 & -1 & 1 & 0 \end{pmatrix} \sim \begin{pmatrix} 1 & 1 & -1 & 0 \\ 0 & 0 & 0 & 0 \\ 0 & 0 & 0 & 0 \end{pmatrix} \quad (12.2.10)$$

Then the solution set has two free parameters,  $s$  and  $t$ , such that  $z = z =: s$ ,  $y = y =: s$ , and  $x = -s + t$ . Thus  $L$  leaves invariant the set:

$$\left\{ s \begin{pmatrix} -1 \\ 1 \\ 0 \end{pmatrix} + t \begin{pmatrix} 1 \\ 0 \\ 1 \end{pmatrix} \mid s, t \in \mathfrak{R} \right\}. \quad (12.2.11)$$

This set is a plane through the origin. So the multiplicity two eigenvalue has two independent eigenvectors,  $\begin{pmatrix} -1 \\ 1 \\ 0 \end{pmatrix}$  and  $\begin{pmatrix} 1 \\ 0 \\ 1 \end{pmatrix}$  that determine an invariant plane.

### ✓ Example 12.2.1:

Let  $V$  be the vector space of smooth (*i.e. infinitely differentiable*) functions  $f: \mathfrak{R} \rightarrow \mathfrak{R}$ . Then the derivative is a linear operator  $\frac{d}{dx}: V \rightarrow V$ . What are the eigenvectors of the derivative? In this case, we don't have a matrix to work with, so we have to make do. A function  $f$  is an eigenvector of  $\frac{d}{dx}$  if there exists some number  $\lambda$  such that  $\frac{d}{dx}f = \lambda f$ . An obvious candidate is the exponential function,  $e^{\lambda x}$ ; indeed,  $\frac{d}{dx}e^{\lambda x} = \lambda e^{\lambda x}$ .

The operator  $\frac{d}{dx}$  has an eigenvector  $e^{\lambda x}$  for every  $\lambda \in \mathfrak{R}$ .

### Contributor

- David Cherney, Tom Denton, and Andrew Waldron (UC Davis)

This page titled 12.2: The Eigenvalue-Eigenvector Equation is shared under a [not declared](#) license and was authored, remixed, and/or curated by David Cherney, Tom Denton, & Andrew Waldron.

## 12.3: Eigenspaces

In the previous example, we found two eigenvectors

$$\begin{pmatrix} -1 \\ 1 \\ 0 \end{pmatrix} \text{ and } \begin{pmatrix} 1 \\ 0 \\ 1 \end{pmatrix} \quad (12.3.1)$$

for  $L$ , both with eigenvalue 1. Notice that

$$\begin{pmatrix} -1 \\ 1 \\ 0 \end{pmatrix} + \begin{pmatrix} 1 \\ 0 \\ 1 \end{pmatrix} = \begin{pmatrix} 0 \\ 1 \\ 1 \end{pmatrix} \quad (12.3.2)$$

is also an eigenvector of  $L$  with eigenvalue 1. In fact, any linear combination

$$r \begin{pmatrix} -1 \\ 1 \\ 0 \end{pmatrix} + s \begin{pmatrix} 1 \\ 0 \\ 1 \end{pmatrix} \quad (12.3.3)$$

of these two eigenvectors will be another eigenvector with the same eigenvalue.

More generally, let  $\{v_1, v_2, \dots\}$  be eigenvectors of some linear transformation  $L$  with the same eigenvalue  $\lambda$ . A *linear combination* of the  $v_i$  can be written  $c^1 v_1 + c^2 v_2 + \dots$  for some constants  $\{c^1, c^2, \dots\}$ . Then:

$$\begin{aligned} L(c^1 v_1 + c^2 v_2 + \dots) &= c^1 L v_1 + c^2 L v_2 + \dots \text{ by linearity of } L \\ &= c^1 \lambda v_1 + c^2 \lambda v_2 + \dots \text{ since } L v_i = \lambda v_i \\ &= \lambda (c^1 v_1 + c^2 v_2 + \dots). \end{aligned}$$

So every linear combination of the  $v_i$  is an eigenvector of  $L$  with the same eigenvalue  $\lambda$ . In simple terms, any sum of eigenvectors is again an eigenvector *if they share the same eigenvalue*.

The space of all vectors with eigenvalue  $\lambda$  is called an *eigenspace*. It is, in fact, a vector space contained within the larger vector space  $V$ : It contains  $0_V$ , since  $L0_V = 0_V = \lambda 0_V$ , and is closed under addition and scalar multiplication by the above calculation. All other vector space properties are inherited from the fact that  $V$  itself is a vector space. In other words, the subspace theorem, [9.1.1 chapter 9](#), ensures that  $V_\lambda := \{v \in V | Lv = \lambda v\}$  is a subspace of  $V$ .

### Contributor

- [David Cherney](#), [Tom Denton](#), and [Andrew Waldron](#) (UC Davis)

This page titled [12.3: Eigenspaces](#) is shared under a [not declared](#) license and was authored, remixed, and/or curated by [David Cherney](#), [Tom Denton](#), & [Andrew Waldron](#).

## 12.4: Review Problems

1. Try to find more solutions to the vibrating string problem  $\partial^2 y / \partial t^2 = \partial^2 y / \partial x^2$  using the ansatz

$$y(x,t) = \sin(\omega t) f(x),$$

What equation must  $f(x)$  obey? Can you write this as an eigenvector equation? Suppose that the string has length  $L$  and  $f(0) = f(L) = 0$ . Can you find any solutions for  $f(x)$ ?

2. Let  $M = \begin{pmatrix} 2 & 1 \\ 0 & 2 \end{pmatrix}$ . Find all eigenvalues of  $M$ . Does  $M$  have two linearly independent eigenvectors? Is there a basis in which the matrix of  $M$  is diagonal? *i.e.*, can  $M$  be diagonalized?

3. Consider  $L: \mathfrak{R}^2 \rightarrow \mathfrak{R}^2$  with

$$L \begin{pmatrix} x \\ y \end{pmatrix} = \begin{pmatrix} x \cos \theta + y \sin \theta \\ -x \sin \theta + y \cos \theta \end{pmatrix}. \quad (12.4.1)$$

- Write the matrix of  $L$  in the basis  $\begin{pmatrix} 1 \\ 0 \end{pmatrix}, \begin{pmatrix} 0 \\ 1 \end{pmatrix}$ .
- When  $\theta \neq 0$ , explain how  $L$  acts on the plane. Draw a picture.
- Do you expect  $L$  to have invariant directions?
- Try to find real eigenvalues for  $L$  by solving the equation

$$L(v) = \lambda v. \quad (12.4.2)$$

e) Are there complex eigenvalues for  $L$ , assuming that  $i = \sqrt{-1}$  exists?

4. Let  $L$  be the linear transformation  $L: \mathfrak{R}^3 \rightarrow \mathfrak{R}^3$  given by

$$L \begin{pmatrix} x \\ y \\ z \end{pmatrix} = \begin{pmatrix} x + y \\ x + z \\ y + z \end{pmatrix}. \quad (12.4.3)$$

Let  $e_i$  be the vector with a one in the  $i$ th position and zeros in all other positions.

a) Find  $L e_i$  for each  $i$ .

b) Given a matrix  $M = \begin{pmatrix} m_1^1 & m_2^1 & m_3^1 \\ m_1^2 & m_2^2 & m_3^2 \\ m_1^3 & m_2^3 & m_3^3 \end{pmatrix}$ , what can you say about  $M e_i$  for each  $i$ ?

c) Find a  $3 \times 3$  matrix  $M$  representing  $L$ . Choose three nonzero vectors pointing in different directions and show that  $M v = L v$  for each of your choices.

d) Find the eigenvectors and eigenvalues of  $M$ .

5. Let  $A$  be a matrix with eigenvector  $v$  with eigenvalue  $\lambda$ . Show that  $v$  is also an eigenvector for  $A^2$  and what is its eigenvalue? How about for  $A^n$  where  $n \in \mathbb{N}$ ? Suppose that  $A$  is invertible. Show that  $v$  is also an eigenvector for  $A^{-1}$ .

6. A **projection** is a linear operator  $P$  such that  $P^2 = P$ . Let  $v$  be an eigenvector with eigenvalue  $\lambda$  for a projection  $P$ , what are all possible values of  $\lambda$ ? Show that every projection  $P$  has at least one eigenvector.

Note that every complex matrix has at least 1 eigenvector, but you need to prove the above for **any** field.

7. Explain why the characteristic polynomial of an  $n \times n$  matrix has degree  $n$ . Make your explanation easy to read by starting with some simple examples, and then use properties of the determinant to give a **general** explanation.

8. Compute the characteristic polynomial  $P_M(\lambda)$  of the matrix

$$M = \begin{pmatrix} a & b \\ c & d \end{pmatrix}. \quad (12.4.4)$$

Now, since we can evaluate polynomials on square matrices, we can plug  $M$  into its characteristic polynomial and find the *matrix*  $P_M(M)$ . What do you find from this computation?

Does something similar hold for  $3 \times 3$  matrices? (Try assuming that the matrix of  $SM$  is diagonal to answer this.)

9. *Discrete dynamical system.* Let  $M$  be the matrix given by

$$M = \begin{pmatrix} 3 & 2 \\ 2 & 3 \end{pmatrix}. \quad (12.4.5)$$

Given any vector  $v(0) = \begin{pmatrix} x(0) \\ y(0) \end{pmatrix}$ , we can create an infinite sequence of vectors  $v(1), v(2), v(3)$ , and so on using the rule:

$$v(t+1) = Mv(t) \text{ for all natural numbers } t. \quad (12.4.6)$$

(This is known as a discrete dynamical system whose initial condition is  $v(0)$ .)

- Find all eigenvectors and eigenvalues of  $M$ .
- Find all vectors  $v(0)$  such that

$$v(0) = v(1) = v(2) = v(3) = \dots \quad (12.4.7)$$

(Such a vector is known as a fixed point of the dynamical system.)

- Find all vectors  $v(0)$  such that  $v(0), v(1), v(2), v(3), \dots$  all point in the same direction. (Any such vector describes an invariant curve of the dynamical system.)

## Contributor

- David Cherney, Tom Denton, and Andrew Waldron (UC Davis)

---

This page titled [12.4: Review Problems](#) is shared under a [not declared](#) license and was authored, remixed, and/or curated by [David Cherney, Tom Denton, & Andrew Waldron](#).

## CHAPTER OVERVIEW

### 13: Diagonalization

Given a linear transformation, it is highly desirable to write its matrix with respect to a basis of eigenvectors. Diagonalization is the process of finding a corresponding diagonal matrix for a diagonalizable matrix or linear map. A square matrix that is not diagonalizable is called defective.

[13.1: Diagonalization](#)

[13.2: Change of Basis](#)

[13.3: Changing to a Basis of Eigenvectors](#)

[13.4: Review Problems](#)

#### Contributor

- [David Cherney](#), [Tom Denton](#), and [Andrew Waldron](#) (UC Davis)

---

This page titled [13: Diagonalization](#) is shared under a [not declared](#) license and was authored, remixed, and/or curated by [David Cherney](#), [Tom Denton](#), & [Andrew Waldron](#).

## 13.1: Diagonalization

Suppose we are lucky, and we have  $L: V \rightarrow V$ , and the ordered basis  $B = (v_1, \dots, v_n)$  is a set of linearly independent eigenvectors for  $L$ , with eigenvalues  $\lambda_1, \dots, \lambda_n$ . Then:

$$\begin{aligned} L(v_1) &= \lambda_1 v_1 \\ L(v_2) &= \lambda_2 v_2 \\ &\vdots \\ L(v_n) &= \lambda_n v_n \end{aligned}$$

As a result, the matrix of  $L$  in the basis of eigenvectors  $B$  is diagonal:

$$L \begin{pmatrix} x^1 \\ x^2 \\ \vdots \\ x^n \end{pmatrix}_B = \begin{pmatrix} \lambda_1 & & & \\ & \lambda_2 & & \\ & & \ddots & \\ & & & \lambda_n \end{pmatrix} \begin{pmatrix} x^1 \\ x^2 \\ \vdots \\ x^n \end{pmatrix}_B, \quad (13.1.1)$$

where all entries off of the diagonal are zero.

Suppose that  $V$  is any  $n$ -dimensional vector space. We call a linear transformation  $L: V \mapsto V$  *diagonalizable* if there exists a collection of  $n$  linearly independent eigenvectors for  $L$ . In other words,  $L$  is diagonalizable if there exists a basis for  $V$  of eigenvectors for  $L$ .

In a basis of eigenvectors, the matrix of a linear transformation is diagonal. On the other hand, if an  $n \times n$  matrix is diagonal, then the standard basis vectors  $e_i$  must already be a set of  $n$  linearly independent eigenvectors. We have shown:

### Theorem 13.1.1:

Given an ordered basis  $B$  for a vector space  $V$  and a linear transformation  $L: V \rightarrow V$ , then the matrix for  $L$  in the basis  $B$  is diagonal if and only if  $B$  consists of eigenvectors for  $L$ .

Typically, however, we do not begin a problem with a basis of eigenvectors, but rather have to compute these. Hence we need to know how to change from one basis to another.

### Contributor

- [David Cherney](#), [Tom Denton](#), and [Andrew Waldron](#) (UC Davis)

This page titled [13.1: Diagonalization](#) is shared under a [not declared](#) license and was authored, remixed, and/or curated by [David Cherney, Tom Denton, & Andrew Waldron](#).

## 13.2: Change of Basis

Suppose we have two ordered bases  $S = (v_1, \dots, v_n)$  and  $S' = (v'_1, \dots, v'_n)$  for a vector space  $V$ . (Here  $v_i$  and  $v'_i$  are *vectors*, not components of vectors in a basis!) Then we may write each  $v'_i$  uniquely as a linear combination of the  $v_j$ :

$$v'_j = \sum_i v_i p_j^i, \quad (13.2.1)$$

or in matrix notation

$$(v'_1, v'_2, \dots, v'_n) = (v_1, v_2, \dots, v_n) \begin{pmatrix} p_1^1 & p_2^1 & \dots & p_n^1 \\ p_1^2 & p_2^2 & & \\ \vdots & & & \vdots \\ p_1^n & & \dots & p_n^n \end{pmatrix} \quad (13.2.2)$$

Here, the  $p_j^i$  are constants, which we can regard as entries of a square matrix  $P = (p_j^i)$ . The matrix  $P$  must have an inverse, since we can also write each  $v_i$  uniquely as a linear combination of the  $v'_j$ :

$$v_j = \sum_k v_k q_j^k. \quad (13.2.3)$$

Then we can write:

$$v_j = \sum_k \sum_i v'_i q_i^k p_j^i. \quad (13.2.4)$$

But  $\sum_i q_i^k p_j^i$  is the  $k, j$  entry of the product matrix  $QP$ . Since the expression for  $v_j$  in the basis  $S$  is  $v_j$  itself, then  $QP$  maps each  $v_j$  to itself. As a result, each  $v_j$  is an eigenvector for  $QP$  with eigenvalue 1, so  $QP$  is the identity, *i.e.*

$$PQ = QP = I \leftrightarrow Q = P^{-1}. \quad (13.2.5)$$

The matrix  $P$  is called a *change of basis* matrix. There is a quick and dirty trick to obtain it: Look at the formula above relating the new basis vectors  $v'_1, v'_2, \dots, v'_n$  to the old ones  $v_1, v_2, \dots, v_n$ . In particular focus on  $v'_1$  for which

$$v'_1 = (v_1, v_2, \dots, v_n) \begin{pmatrix} p_1^1 \\ p_2^1 \\ \vdots \\ p_n^1 \end{pmatrix}. \quad (13.2.6)$$

This says that the first column of the change of basis matrix  $P$  is really just the components of the vector  $v'_1$  in the basis  $v_1, v_2, \dots, v_n$ , so:

$$\textit{The columns of the change of basis matrix are the components of the new basis vectors in terms of the old basis vectors.} \quad (13.2.7)$$

### ✓ Example 13.2.1:

Suppose  $S' = (v'_1, v'_2)$  is an ordered basis for a vector space  $V$  and that with respect to some other ordered basis  $S = (v_1, v_2)$  for  $V$

$$v'_1 = \begin{pmatrix} \frac{1}{\sqrt{2}} \\ \frac{1}{\sqrt{2}} \end{pmatrix}_S \quad \text{and} \quad v'_2 = \begin{pmatrix} \frac{1}{\sqrt{3}} \\ -\frac{1}{\sqrt{3}} \end{pmatrix}_S. \quad (13.2.8)$$

This means

$$v'_1 = (v_1, v_2) \begin{pmatrix} \frac{1}{\sqrt{2}} \\ \frac{1}{\sqrt{2}} \end{pmatrix} = \frac{v_1 + v_2}{\sqrt{2}} \quad \text{and} \quad v'_2 = (v_1, v_2) \begin{pmatrix} \frac{1}{\sqrt{3}} \\ -\frac{1}{\sqrt{3}} \end{pmatrix} = \frac{v_1 - v_2}{\sqrt{3}}. \quad (13.2.9)$$

The change of basis matrix has as its columns just the components of  $v'_1$  and  $v'_2$ :

\$\$

P=

$$\begin{pmatrix} \frac{1}{\sqrt{2}} & \frac{1}{\sqrt{3}} \\ \frac{1}{\sqrt{2}} & -\frac{1}{\sqrt{3}} \end{pmatrix} \quad (13.2.10)$$

\,

\]

Changing basis changes the matrix of a linear transformation. However, as a map between vector spaces, *the linear transformation is the same no matter which basis we use*. Linear transformations are the actual objects of study of this book, not matrices; matrices are merely a convenient way of doing computations.

Lets now calculate how the matrix of a linear transformation changes when changing basis. To wit, let  $L: V \rightarrow W$  with matrix  $M = (m_j^i)$  in the ordered input and output bases  $S = (v_1, \dots, v_n)$  and  $T = (w_1, \dots, w_m)$  so

$$L(v_i) = \sum_k w_k m_i^k. \quad (13.2.11)$$

Now, suppose  $S' = (v'_1, \dots, v'_n)$  and  $T' = (w'_1, \dots, w'_m)$  are new ordered input and out bases with matrix  $M' = (m'^k_i)$ . Then

$$L(v'_i) = \sum_k w_k m_i'^k. \quad (13.2.12)$$

Let  $P = (p_j^i)$  be the change of basis matrix from input basis  $S$  to the basis  $S'$  and  $Q = (q_k^j)$  be the change of basis matrix from output basis  $T$  to the basis  $T'$ . Then:

$$L(v'_j) = L\left(\sum_i v_i p_j^i\right) = \sum_i L(v_i) p_j^i = \sum_i \sum_k w_k m_i^k p_j^i. \quad (13.2.13)$$

Meanwhile, we have:

$$L(v'_i) = \sum_k v_k m_i'^k = \sum_k \sum_j v_j q_k^j m_i'^k. \quad (13.2.14)$$

Since the expression for a vector in a basis is unique, then we see that the entries of  $MP$  are the same as the entries of  $QM'$ . In other words, we see that  $MP = QM'$  or  $M' = Q^{-1}MP$ .

### ✓ Example 13.2.2:

Let  $V$  be the space of polynomials in  $t$  and degree 2 or less and  $L: V \rightarrow \mathbb{R}^2$  where

$$L(1) = \begin{pmatrix} 1 \\ 2 \end{pmatrix}, \quad L(t) = \begin{pmatrix} 2 \\ 1 \end{pmatrix}, \quad L(t^2) = \begin{pmatrix} 3 \\ 3 \end{pmatrix}. \quad (13.2.15)$$

From this information we can immediately read off the matrix  $M$  of  $L$  in the bases  $S = (1, t, t^2)$  and  $T = (e_1, e_2)$ , the standard basis for  $\mathbb{R}^2$ ,

because

$$\begin{aligned} (L(1), L(t), L(t^2)) &= (e_1 + 2e_2, 2e_1 + e_2, 3e_1 + 3e_2) \\ &= (e_1, e_2) \begin{pmatrix} 1 & 2 & 3 \\ 2 & 1 & 3 \end{pmatrix} \Rightarrow M = \begin{pmatrix} 1 & 2 & 3 \\ 2 & 1 & 3 \end{pmatrix}. \end{aligned}$$

Now suppose we are more interested in the bases

$$S' = (1 + t, t + t^2, 1 + t^2), \quad T' = \left( \begin{pmatrix} 1 \\ 2 \end{pmatrix}, \begin{pmatrix} 2 \\ 1 \end{pmatrix} \right) =: (w'_1, w'_2). \quad (13.2.16)$$

To compute the new matrix  $M'$  of  $L$  we could simply calculate what  $L$  does to the new input basis vectors in terms of the new output basis vectors:

$$\begin{aligned} (L(1+t)L(t+t^2), L(1+t^2)) &= \left( \begin{pmatrix} 1 \\ 2 \end{pmatrix} + \begin{pmatrix} 2 \\ 1 \end{pmatrix}, \begin{pmatrix} 2 \\ 1 \end{pmatrix} + \begin{pmatrix} 3 \\ 3 \end{pmatrix}, \begin{pmatrix} 1 \\ 2 \end{pmatrix} + \begin{pmatrix} 3 \\ 3 \end{pmatrix} \right) \\ &= (w_1 + w_2, w_1 + 2w_2, 2w_2 + w_1) \\ &= (w_1, w_2) \begin{pmatrix} 1 & 1 & 2 \\ 1 & 2 & 1 \end{pmatrix} \Rightarrow M' = \begin{pmatrix} 1 & 1 & 2 \\ 1 & 2 & 1 \end{pmatrix}. \end{aligned}$$

Alternatively we could calculate the change of basis matrices  $P$  and  $Q$  by noting that

$$(1+t, t+t^2, 1+t^2) = (1, t, t^2) \begin{pmatrix} 1 & 0 & 1 \\ 1 & 1 & 0 \\ 0 & 1 & 1 \end{pmatrix} \Rightarrow P = \begin{pmatrix} 1 & 0 & 1 \\ 1 & 1 & 0 \\ 0 & 1 & 1 \end{pmatrix} \quad (13.2.17)$$

and

$$(w_1, w_2) = (e_1 + 2e_2, 2e_1 + e_2) = (e_1, e_1) \begin{pmatrix} 1 & 2 \\ 2 & 1 \end{pmatrix} \Rightarrow Q = \begin{pmatrix} 1 & 2 \\ 2 & 1 \end{pmatrix}. \quad (13.2.18)$$

Hence

$$M' = Q^{-1}MP = -\frac{1}{3} \begin{pmatrix} 1 & -2 \\ -2 & 1 \end{pmatrix} \begin{pmatrix} 1 & 2 & 3 \\ 2 & 1 & 3 \end{pmatrix} \begin{pmatrix} 1 & 0 & 1 \\ 1 & 1 & 0 \\ 0 & 1 & 1 \end{pmatrix} = \begin{pmatrix} 1 & 1 & 2 \\ 1 & 2 & 1 \end{pmatrix}. \quad (13.2.19)$$

Notice that the change of basis matrices  $P$  and  $Q$  are both square and invertible. Also, since we really wanted  $Q^{-1}$ , it is more efficient to try and write  $(e_1, e_2)$  in terms of  $(w_1, w_2)$  which would yield directly  $Q^{-1}$ . Alternatively, one can check that  $MP = QM'$ .

### Contributor

- [David Cherney](#), [Tom Denton](#), and [Andrew Waldron](#) (UC Davis)

This page titled [13.2: Change of Basis](#) is shared under a [not declared](#) license and was authored, remixed, and/or curated by [David Cherney, Tom Denton, & Andrew Waldron](#).

## 13.3: Changing to a Basis of Eigenvectors

If we are changing to a basis of eigenvectors, then there are various simplifications:

1. Since  $L : V \rightarrow V$ , most likely you already know the matrix  $M$  of  $L$  using the same input basis as output basis  $S = (u_1, \dots, u_n)$  (say).

2. In the new basis of eigenvectors  $S'(v_1, \dots, v_n)$ , the matrix  $D$  of  $L$  is diagonal because  $Lv_i = \lambda_i v_i$  and so

$$(L(v_1), L(v_2), \dots, L(v_n)) = (v_1, v_2, \dots, v_n) \begin{pmatrix} \lambda_1 & 0 & \dots & 0 \\ 0 & \lambda_2 & & 0 \\ \vdots & & \ddots & \vdots \\ 0 & 0 & \dots & \lambda_n \end{pmatrix}. \quad (13.3.1)$$

3. If  $P$  is the change of basis matrix from  $S$  to  $S'$ , the diagonal matrix of eigenvalues  $D$  and the original matrix are related by  $D = P^{-1}MP$ .

This motivates the following definition:

### Definition

A matrix  $M$  is *diagonalizable* if there exists an **invertible matrix**  $P$  and a diagonal matrix  $D$  such that

$$D = P^{-1}MP. \quad (13.3.2)$$

We can summarize as follows:

1. Change of basis rearranges the components of a vector by the change of basis matrix  $P$ , to give components in the new basis.
2. To get the matrix of a linear transformation in the new basis, we *conjugate* the matrix of  $L$  by the change of basis matrix:  $M \mapsto P^{-1}MP$ .

If for two matrices  $N$  and  $M$  there exists a matrix  $P$  such that  $M = P^{-1}NP$ , then we say that  $M$  and  $N$  are *similar*. Then the above discussion shows that diagonalizable matrices are similar to diagonal matrices.

## Corollary

A square matrix  $M$  is diagonalizable if and only if there exists a basis of eigenvectors for  $M$ . Moreover, these eigenvectors are the columns of the change of basis matrix  $P$  which diagonalizes  $M$ .

### Example 13.3.1:

Let's try to diagonalize the matrix

$$M = \begin{pmatrix} -14 & -28 & -44 \\ -7 & -14 & -23 \\ 9 & 18 & 29 \end{pmatrix}. \quad (13.3.3)$$

The eigenvalues of  $M$  are determined by

$$\det(M - \lambda I) = -\lambda^3 + \lambda^2 + 2\lambda = 0. \quad (13.3.4)$$

So the eigenvalues of  $M$  are  $-1, 0$ , and  $2$ , and associated eigenvectors turn out to be

$$v_1 = \begin{pmatrix} -8 \\ -1 \\ 3 \end{pmatrix}, \quad v_2 = \begin{pmatrix} -2 \\ 1 \\ 0 \end{pmatrix}, \quad \text{and} \quad v_3 = \begin{pmatrix} -1 \\ -1 \\ 1 \end{pmatrix}. \quad (13.3.5)$$

In order for  $M$  to be diagonalizable, we need the vectors  $v_1, v_2, v_3$  to be linearly independent. Notice that the matrix

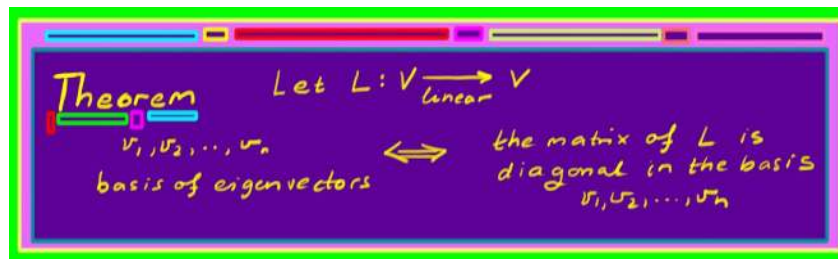
$$P = (v_1 \ v_2 \ v_3) = \begin{pmatrix} -8 & -2 & -1 \\ -1 & 1 & -1 \\ 3 & 0 & 1 \end{pmatrix} \quad (13.3.6)$$

is invertible because its determinant is  $-1$ . Therefore, the eigenvectors of  $M$  form a basis of  $\mathfrak{R}$ , and so  $M$  is diagonalizable. Moreover, because the columns of  $P$  are the components of eigenvectors,

$$\begin{aligned} MP &= (Mv_1 \ Mv_2 \ Mv_3) = (-1.v_1 \ 0.v_2 \ 2.v_3) \\ &= (v_1 \ v_2 \ v_3) \begin{pmatrix} -1 & 0 & 0 \\ 0 & 0 & 0 \\ 0 & 0 & 2 \end{pmatrix}. \end{aligned} \quad (13.3.7)$$

Hence, the matrix  $P$  of eigenvectors is a change of basis matrix that diagonalizes  $M$ :

$$P^{-1}MP = \begin{pmatrix} -1 & 0 & 0 \\ 0 & 0 & 0 \\ 0 & 0 & 2 \end{pmatrix}. \quad (13.3.8)$$



#### Contributor

- [David Cherney](#), [Tom Denton](#), and [Andrew Waldron](#) (UC Davis)

This page titled [13.3: Changing to a Basis of Eigenvectors](#) is shared under a [not declared](#) license and was authored, remixed, and/or curated by [David Cherney, Tom Denton, & Andrew Waldron](#).

## 13.4: Review Problems

1. Let  $P_n(t)$  be the vector space of polynomials of degree  $n$  or less, and  $\frac{d}{dt}: P_n(t) \rightarrow P_n(t)$  be the derivative operator. Find the matrix of  $\frac{d}{dt}$  in the ordered bases  $E = (1, t, \dots, t^n)$  for  $P_n(t)$  and  $F = (1, t, \dots, t^n)$  for  $P_n(t)$ . Determine if this derivative operator is diagonalizable. (Recall from chapter 6 that the derivative operator is linear.)

2. When writing a matrix for a linear transformation, we have seen that the choice of basis matters. In fact, even the order of the basis matters!

- Write all possible reorderings of the standard basis  $(e_1, e_2, e_3)$  for  $\mathfrak{R}^3$ .
- Write each change of basis matrix between the standard basis and each of its reorderings. Make as many observations as you can about these matrices: what are their entries? Do you notice anything about how many of each type of entry appears in each row and column? What are their determinants? (Note: These matrices are known as *permutation matrices*.)
- Given  $L: \mathfrak{R}^3 \rightarrow \mathfrak{R}^3$  is linear and

$$L \begin{pmatrix} x \\ y \\ z \end{pmatrix} = \begin{pmatrix} 2y - z \\ 3x \\ 2z + x + y \end{pmatrix} \quad (13.4.1)$$

write the matrix  $M$  for  $L$  in the standard basis, and two reorderings of the standard basis. How are these matrices related?

3. Let

$$X = \{\heartsuit, \clubsuit, \spadesuit\}, \quad Y = \{*, *\}. \quad (13.4.2)$$

Write down two different ordered bases,  $S, S'$  and  $T, T'$  respectively, for each of the vector spaces  $\mathbb{R}^X$  and  $\mathbb{R}^Y$ . Find the change of basis matrices  $P$  and  $Q$  that map these bases to one another. Now consider the map

$$\ell: Y \rightarrow X, \quad (13.4.3)$$

where  $\ell(*) = \heartsuit$  and  $\ell(*) = \spadesuit$ . Show that  $\ell$  can be used to define a linear transformation  $L: \mathbb{R}^X \rightarrow \mathbb{R}^Y$ . Compute the matrices  $M$  and  $M'$  of  $L$  in the bases  $S, T$  and then  $S', T'$ . Use your change of basis matrices  $P$  and  $Q$  to check that  $M' = Q^{-1}MP$ .

4. Recall that  $\text{tr}MN = \text{tr}NM$ . Use this fact to show that the trace of a square matrix  $M$  does not depend on the basis you used to compute  $M$ .

5. When is the  $2 \times 2$  matrix  $\begin{pmatrix} a & b \\ c & d \end{pmatrix}$  diagonalizable? Include examples in your answer.

6. Show that similarity of matrices is an *equivalence relation*.

7. *Jordan form*

a) Can the matrix  $\begin{pmatrix} \lambda & 1 \\ 0 & \lambda \end{pmatrix}$  be diagonalized? Either diagonalize it or explain why this is impossible.

b) Can the matrix  $\begin{pmatrix} \lambda & 1 & 0 \\ 0 & \lambda & 1 \\ 0 & 0 & \lambda \end{pmatrix}$  be diagonalized? Either diagonalize it or explain why this is impossible.

c) Can the  $n \times n$  matrix  $\begin{pmatrix} \lambda & 1 & 0 & \dots & 0 & 0 \\ 0 & \lambda & 1 & \dots & 0 & 0 \\ 0 & 0 & \lambda & \dots & 0 & 0 \\ \vdots & \vdots & \vdots & \ddots & \vdots & \vdots \\ 0 & 0 & 0 & \dots & \lambda & 1 \\ 0 & 0 & \dots & 0 & 0 & \lambda \end{pmatrix}$  be diagonalized? Either diagonalize it or explain why this is impossible.

*Note:* It turns out that every matrix is similar to a block matrix whose diagonal blocks look like diagonal matrices or the ones above and whose off-diagonal blocks are all zero. This is called the *Jordan form* of the matrix and a (maximal) block that looks like

$$\begin{pmatrix} \lambda & 1 & 0 & \cdots & 0 \\ 0 & \lambda & 1 & & 0 \\ \vdots & & \ddots & \ddots & \\ 0 & 0 & & \lambda & 1 \\ 0 & 0 & & 0 & \lambda \end{pmatrix} \quad (13.4.4)$$

is called a *Jordan  $n$ -cell* or a *Jordan block* where  $n$  is the size of the block.

**8.** Let  $A$  and  $B$  be commuting matrices (*i.e.*,  $AB = BA$ ) and suppose that  $A$  has an eigenvector  $v$  with eigenvalue  $\lambda$ . Show that  $Bv$  is also an eigenvector of  $A$  with eigenvalue  $\lambda$ . Additionally suppose that  $A$  is diagonalizable with distinct eigenvalues. What is the dimension of each eigenspace of  $A$ ? Show that  $v$  is also an eigenvector of  $B$ . Explain why this shows that  $A$  and  $B$  can be *simultaneously diagonalized* (*i.e.* there is an ordered basis in which both their matrices are diagonal.)

### Contributor

- David Cherney, Tom Denton, and Andrew Waldron (UC Davis)

---

This page titled [13.4: Review Problems](#) is shared under a [not declared](#) license and was authored, remixed, and/or curated by [David Cherney, Tom Denton, & Andrew Waldron](#).

## CHAPTER OVERVIEW

### 14: Orthonormal Bases and Complements

You may have noticed that we have only rarely used the dot product. That is because many of the results we have obtained do not require a preferred notion of lengths of vectors. Once a dot or inner product is available, lengths of and angles between vectors can be measured--very powerful machinery and results are available in this case.

[14.1: Properties of the Standard Basis](#)

[14.2: Orthogonal and Orthonormal Bases](#)

[14.3: Relating Orthonormal Bases](#)

[14.4: Gram-Schmidt and Orthogonal Complements](#)

[14.5: QR Decomposition](#)

[14.6: Orthogonal Complements](#)

[14.7: Review Problems](#)

#### 14.1: Contributor

- [David Cherney](#), [Tom Denton](#), and [Andrew Waldron](#) (UC Davis)

---

This page titled [14: Orthonormal Bases and Complements](#) is shared under a [not declared](#) license and was authored, remixed, and/or curated by [David Cherney, Tom Denton, & Andrew Waldron](#).

## 14.1: Properties of the Standard Basis

The standard notion of the length of a vector  $x = (x_1, x_2, \dots, x_n) \in \mathbb{R}^n$  is

$$\|x\| = \sqrt{x \cdot x} = \sqrt{(x_1)^2 + (x_2)^2 + \dots + (x_n)^2}. \quad (14.1.1)$$

The canonical/standard basis in  $\mathbb{R}^n$

$$e_1 = \begin{pmatrix} 1 \\ 0 \\ \vdots \\ 0 \end{pmatrix}, e_2 = \begin{pmatrix} 0 \\ 1 \\ \vdots \\ 0 \end{pmatrix}, \dots, e_n = \begin{pmatrix} 0 \\ 0 \\ \vdots \\ 1 \end{pmatrix} \quad (14.1.2)$$

has many useful properties with respect to the dot product and lengths:

1. Each of the standard basis vectors has unit length:

$$\|e_i\| = \sqrt{e_i \cdot e_i} = \sqrt{e_i^T e_i} = 1. \quad (14.1.3)$$

2. The standard basis vectors are *orthogonal* (in other words, at right angles or perpendicular):

$$e_i \cdot e_j = e_i^T e_j = 0 \text{ when } i \neq j \quad (14.1.4)$$

This is summarized by

$$e_i^T e_j = \delta_{ij} = \begin{cases} 1 & i = j \\ 0 & i \neq j \end{cases}, \quad (14.1.5)$$

where  $\delta_{ij}$  is the *Kronecker delta*. Notice that the Kronecker delta gives the entries of the identity matrix.

### 14.1.1: Inner and Outer Products

Given column vectors  $v$  and  $w$ , we have seen that the dot product  $v \cdot w$  is the same as the matrix multiplication  $v^T w$ . This is an **inner product** on  $\mathfrak{R}^n$ . We can also form the **outer product**  $vw^T$ , which gives a square matrix.

The outer product on the standard basis vectors is interesting. Set

$$\Pi_1 = e_1 e_1^T = \begin{pmatrix} 1 \\ 0 \\ \vdots \\ 0 \end{pmatrix} (1 \ 0 \ \dots \ 0) \quad (14.1.6)$$

$$= \begin{pmatrix} 1 & 0 & \dots & 0 \\ 0 & 0 & \dots & 0 \\ \vdots & & & \vdots \\ 0 & 0 & \dots & 0 \end{pmatrix} \quad (14.1.7)$$

$$\vdots \quad (14.1.8)$$

$$\Pi_n = e_n e_n^T = \begin{pmatrix} 0 \\ 0 \\ \vdots \\ 1 \end{pmatrix} (0 \ 0 \ \dots \ 1) \quad (14.1.9)$$

$$= \begin{pmatrix} 0 & 0 & \dots & 0 \\ 0 & 0 & \dots & 0 \\ \vdots & & & \vdots \\ 0 & 0 & \dots & 1 \end{pmatrix} \quad (14.1.10)$$

In short,  $\Pi_i$  is the diagonal square matrix with a 1 in the  $i$ th diagonal position and zeros everywhere else.

Notice that

$$\Pi_i \Pi_j = e_i e_i^T e_j e_j^T = e_i \delta_{ij} e_j^T. \quad (14.1.11)$$

Then:

$$\Pi_i \Pi_j = \begin{cases} \Pi_i & i = j \\ 0 & i \neq j \end{cases}. \quad (14.1.12)$$

Moreover, for a diagonal matrix  $D$  with diagonal entries  $\lambda_1, \dots, \lambda_n$ , we can write

$$D = \lambda_1 \Pi_1 + \dots + \lambda_n \Pi_n. \quad (14.1.13)$$

### Contributor

- [David Cherney](#), [Tom Denton](#), and [Andrew Waldron](#) (UC Davis)

---

This page titled [14.1: Properties of the Standard Basis](#) is shared under a [not declared](#) license and was authored, remixed, and/or curated by [David Cherney, Tom Denton, & Andrew Waldron](#).

## 14.2: Orthogonal and Orthonormal Bases

There are many other bases that behave in the same way as the standard basis. As such, we will study:

1. *Orthogonal bases*  $\{v_1, \dots, v_n\}$ :

$$v_i \cdot v_j = 0 \text{ if } i \neq j. \quad (14.2.1)$$

In other words, all vectors in the basis are perpendicular.

2. *Orthonormal bases*  $\{u_1, \dots, u_n\}$ :

$$u_i \cdot u_j = \delta_{ij}. \quad (14.2.2)$$

In addition to being orthogonal, each vector has unit length.

Suppose  $T = \{u_1, \dots, u_n\}$  is an orthonormal basis for  $\mathfrak{R}^n$ . Because  $T$  is a basis, we can write any vector  $v$  uniquely as a linear combination of the vectors in  $T$ :

$$v = c^1 u_1 + \dots + c^n u_n. \quad (14.2.3)$$

Since  $T$  is orthonormal, there is a very easy way to find the coefficients of this linear combination. By taking the dot product of  $v$  with any of the vectors in  $T$ , we get:

$$\begin{aligned} v \cdot u_i &= c^1 u_1 \cdot u_i + \dots + c^i u_i \cdot u_i + \dots + c^n u_n \cdot u_i \\ &= c^1 \cdot 0 + \dots + c^i \cdot 1 + \dots + c^n \cdot 0 \\ &= c^i, \\ \Rightarrow c^i &= v \cdot u_i \\ \Rightarrow v &= (v \cdot u_1)u_1 + \dots + (v \cdot u_n)u_n \\ &= \sum_i (v \cdot u_i)u_i. \end{aligned}$$

This proves the theorem:

### Theorem

For an orthonormal basis  $\{u_1, \dots, u_n\}$ , any vector  $v$  can be expressed as

$$v = \sum_i (v \cdot u_i)u_i. \quad (14.2.4)$$

### Contributor

- [David Cherney](#), [Tom Denton](#), and [Andrew Waldron](#) (UC Davis)

This page titled [14.2: Orthogonal and Orthonormal Bases](#) is shared under a [not declared](#) license and was authored, remixed, and/or curated by [David Cherney, Tom Denton, & Andrew Waldron](#).

## 14.3: Relating Orthonormal Bases

Suppose  $T = \{u_1, \dots, u_n\}$  and  $R = \{w_1, \dots, w_n\}$  are two orthonormal bases for  $\mathfrak{R}^n$ . Then:

$$\begin{aligned} w_1 &= (w_1 \cdot u_1)u_1 + \dots + (w_1 \cdot u_n)u_n \\ &\vdots \\ w_n &= (w_n \cdot u_1)u_1 + \dots + (w_n \cdot u_n)u_n \\ \Rightarrow w_i &= \sum_j u_j (u_j \cdot w_i) \end{aligned}$$

Thus the matrix for the change of basis from  $T$  to  $R$  is given by

$$P = (P_i^j) = (u_j \cdot w_i). \quad (14.3.1)$$

We would like to calculate the product  $PP^T$ . For that, we first develop a dirty trick for products of dot products:

$$(u \cdot v)(w \cdot z) = (u^T v)(w^T z) = u^T (vw^T) z. \quad (14.3.2)$$

The object  $vw^T$  is the square matrix made from the outer product of  $v$  and  $w$ ! Now we are ready to compute the components of the matrix product  $PP^T$ :

$$\begin{aligned} \sum_i (u_j \cdot w_i)(w_i \cdot u_k) &= \sum_i (u_j^T w_i)(w_i^T u_k) \\ &= u_j^T \left[ \sum_i (w_i w_i^T) \right] u_k \\ &\stackrel{(*)}{=} u_j^T I_n u_k \\ &= u_j^T u_k = \delta_{jk}. \end{aligned}$$

The equality  $(*)$  is explained below. Assuming  $(*)$  holds, we have shown that  $PP^T = I_n$ , which implies that

$$P^T = P^{-1}. \quad (14.3.3)$$

The equality in the line  $(*)$  says that  $\sum_i w_i w_i^T = I_n$ . To see this, we examine  $(\sum_i w_i w_i^T)v$  for an arbitrary vector  $v$ . We can find constants  $c^j$  such that  $v = \sum_j c^j w_j$ , so that:

$$\begin{aligned} \left( \sum_i w_i w_i^T \right) v &= \left( \sum_i w_i w_i^T \right) \left( \sum_j c^j w_j \right) \\ &= \sum_j c^j \sum_i w_i w_i^T w_j \\ &= \sum_j c^j \sum_i w_i \delta_{ij} \\ &= \sum_j c^j w_j \text{ since all terms with } i \neq j \text{ vanish} \\ &= v. \end{aligned}$$

Thus, as a linear transformation,  $\sum_i w_i w_i^T = I_n$  fixes every vector, and thus must be the identity  $I_n$ .

### Definition: Orthonality

A matrix  $P$  is *orthogonal* if  $P^{-1} = P^T$ .

Then to summarize,

### Theorem: Orthonormality

A change of basis matrix  $P$  relating two *orthonormal* bases is an orthogonal matrix. *i.e.*,  $P^{-1} = P^T$ .

✓ Example 14.3.1:

Consider  $\mathfrak{R}^3$  with the orthonormal basis

$$S = \left\{ u_1 = \begin{pmatrix} \frac{2}{\sqrt{6}} \\ \frac{1}{\sqrt{6}} \\ \frac{-1}{\sqrt{6}} \end{pmatrix}, u_2 = \begin{pmatrix} 0 \\ \frac{1}{\sqrt{2}} \\ \frac{1}{\sqrt{2}} \end{pmatrix}, u_3 = \begin{pmatrix} \frac{1}{\sqrt{3}} \\ \frac{-1}{\sqrt{3}} \\ \frac{1}{\sqrt{3}} \end{pmatrix} \right\}. \quad (14.3.4)$$

Let  $E$  be the standard basis  $\{e_1, e_2, e_3\}$ . Since we are changing from the standard basis to a new basis, then the columns of the change of basis matrix are exactly the standard basis vectors. Then the change of basis matrix from  $E$  to  $S$  is given by:

$$\begin{aligned} P = (P_i^j) = (e_j \cdot u_i) &= \begin{pmatrix} e_1 \cdot u_1 & e_1 \cdot u_2 & e_1 \cdot u_3 \\ e_2 \cdot u_1 & e_2 \cdot u_2 & e_2 \cdot u_3 \\ e_3 \cdot u_1 & e_3 \cdot u_2 & e_3 \cdot u_3 \end{pmatrix} \\ &= \begin{pmatrix} \frac{2}{\sqrt{6}} & 0 & \frac{1}{\sqrt{3}} \\ \frac{1}{\sqrt{6}} & \frac{1}{\sqrt{2}} & \frac{-1}{\sqrt{3}} \\ \frac{-1}{\sqrt{6}} & \frac{1}{\sqrt{2}} & \frac{1}{\sqrt{3}} \end{pmatrix}. \end{aligned}$$

From our theorem, we observe that:

$$\begin{aligned} P^{-1} = P^T &= \begin{pmatrix} u_1^T \\ u_2^T \\ u_3^T \end{pmatrix} \\ &= \begin{pmatrix} \frac{2}{\sqrt{6}} & \frac{1}{\sqrt{6}} & \frac{-1}{\sqrt{6}} \\ 0 & \frac{1}{\sqrt{2}} & \frac{1}{\sqrt{2}} \\ \frac{1}{\sqrt{3}} & \frac{-1}{\sqrt{3}} & \frac{1}{\sqrt{3}} \end{pmatrix}. \end{aligned}$$

We can check that  $P^T P = I$  by a lengthy computation, or more simply, notice that

$$\begin{aligned} (P^T P)_{ij} &= \begin{pmatrix} u_1^T \\ u_2^T \\ u_3^T \end{pmatrix} (u_1 \quad u_2 \quad u_3) \\ &= \begin{pmatrix} 1 & 0 & 0 \\ 0 & 1 & 0 \\ 0 & 0 & 1 \end{pmatrix}. \end{aligned}$$

Above we are using orthonormality of the  $u_i$  and the fact that matrix multiplication amounts to taking dot products between rows and columns. It is also very important to realize that the columns of an *orthogonal* matrix are made from an *orthonormal* set of vectors.

## Remark: (Orthonormal Change of Basis and Diagonal Matrices)

Suppose  $D$  is a diagonal matrix and we are able to use an orthogonal matrix  $P$  to change to a new basis. Then the matrix  $M$  of  $D$  in the new basis is:

$$M = PDP^{-1} = PDP^T. \quad (14.3.5)$$

Now we calculate the transpose of  $M$ .

$$\begin{aligned} M^T &= (PDP^T)^T \\ &= (P^T)^T D^T P^T \\ &= PDP^T \\ &= M \end{aligned}$$

The matrix  $M = PDP^T$  is symmetric!

**Contributor**

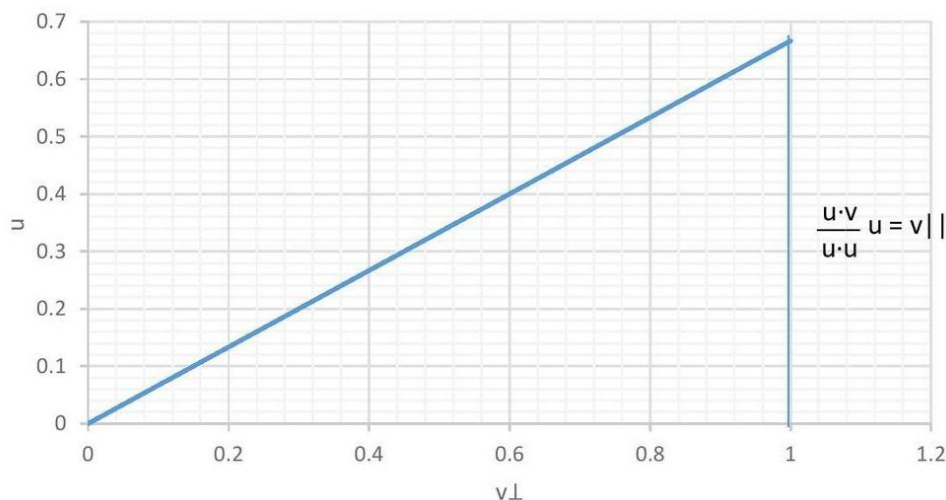
- [David Cherney](#), [Tom Denton](#), and [Andrew Waldron](#) (UC Davis)

---

This page titled [14.3: Relating Orthonormal Bases](#) is shared under a [not declared](#) license and was authored, remixed, and/or curated by [David Cherney, Tom Denton, & Andrew Waldron](#).

## 14.4: Gram-Schmidt and Orthogonal Complements

Given a vector  $v$  and some other vector  $u$  not in  $\text{span}\{v\}$ , we can construct a new vector:  $v^\perp := v - \frac{u \cdot v}{u \cdot u} u$ .



This new vector  $v^\perp$  is orthogonal to  $u$  because

$$u \cdot v^\perp = u \cdot v - \frac{u \cdot v}{u \cdot u} u \cdot u = 0. \quad (14.4.1)$$

Hence,  $\{u, v^\perp\}$  is an orthogonal basis for  $\text{span}\{u, v\}$ . When  $v$  is not parallel to  $u$ ,  $v^\perp \neq 0$ , and normalizing these vectors we obtain  $\left\{\frac{u}{|u|}, \frac{v^\perp}{|v^\perp|}\right\}$ , an orthonormal basis for the vector space  $\text{span}\{u, v\}$ .

Sometimes we write  $v = v^\perp + v^\parallel$  where:

$$\begin{aligned} v^\perp &= v - \frac{u \cdot v}{u \cdot u} u \\ v^\parallel &= \frac{u \cdot v}{u \cdot u} u. \end{aligned}$$

This is called an *orthogonal decomposition* because we have decomposed  $v$  into a sum of orthogonal vectors. This decomposition depends on  $u$ ; if we change the direction of  $u$  we change  $v^\perp$  and  $v^\parallel$ .

If  $u, v$  are linearly independent vectors in  $\mathfrak{R}^3$ , then the set  $\{u, v^\perp, u \times v^\perp\}$  would be an orthogonal basis for  $\mathfrak{R}^3$ . This set could then be normalized by dividing each vector by its length to obtain an orthonormal basis.

However, it often occurs that we are interested in vector spaces with dimension greater than 3, and must resort to craftier means than cross products to obtain an orthogonal basis.

Given a third vector  $w$ , we should first check that  $w$  does not lie in the span of  $u$  and  $v$ , *i.e.*, check that  $u, v$  and  $w$  are linearly independent. If it does not, we then can define:

$$w^\perp = w - \frac{u \cdot w}{u \cdot u} u - \frac{v^\perp \cdot w}{v^\perp \cdot v^\perp} v^\perp. \quad (14.4.2)$$

We can check that  $u \cdot w^\perp$  and  $v^\perp \cdot w^\perp$  are both zero:

$$\begin{aligned} u \cdot w^\perp &= u \cdot \left( w - \frac{u \cdot w}{u \cdot u} u - \frac{v^\perp \cdot w}{v^\perp \cdot v^\perp} v^\perp \right) \\ &= u \cdot w - \frac{u \cdot w}{u \cdot u} u \cdot u - \frac{v^\perp \cdot w}{v^\perp \cdot v^\perp} u \cdot v^\perp \\ &= u \cdot w - u \cdot w - \frac{v^\perp \cdot w}{v^\perp \cdot v^\perp} u \cdot v^\perp = 0 \end{aligned}$$

since  $u$  is orthogonal to  $v^\perp$ , and

$$\begin{aligned} v^\perp \cdot w^\perp &= v^\perp \cdot \left( w - \frac{u \cdot w}{u \cdot u} u - \frac{v^\perp \cdot w}{v^\perp \cdot v^\perp} v^\perp \right) \\ &= v^\perp \cdot w - \frac{u \cdot w}{u \cdot u} v^\perp \cdot u - \frac{v^\perp \cdot w}{v^\perp \cdot v^\perp} v^\perp \cdot v^\perp \\ &= v^\perp \cdot w - \frac{u \cdot w}{u \cdot u} v^\perp \cdot u - v^\perp \cdot w = 0 \end{aligned}$$

because  $u$  is orthogonal to  $v^\perp$ . Since  $w^\perp$  is orthogonal to both  $u$  and  $v^\perp$ , we have that  $\{u, v^\perp, w^\perp\}$  is an orthogonal basis for  $\text{span}\{u, v, w\}$ .

### 14.4.1: The Gram-Schmidt Procedure

In fact, given a set  $\{v_1, v_2, \dots\}$  of linearly independent vectors, we can define an orthogonal basis for  $\text{span}\{v_1, v_2, \dots\}$  consisting of the following vectors:

$$\begin{aligned} v_1^\perp &:= v_1 \\ v_2^\perp &:= v_2 - \frac{v_1^\perp \cdot v_2}{v_1^\perp \cdot v_1^\perp} v_1^\perp \\ v_3^\perp &:= v_3 - \frac{v_1^\perp \cdot v_3}{v_1^\perp \cdot v_1^\perp} v_1^\perp - \frac{v_2^\perp \cdot v_3}{v_2^\perp \cdot v_2^\perp} v_2^\perp \\ &\vdots \\ v_i^\perp &= v_i - \sum_{j < i} \frac{v_j^\perp \cdot v_i}{v_j^\perp \cdot v_j^\perp} v_j^\perp \\ &:= v_i - \frac{v_1^\perp \cdot v_i}{v_1^\perp \cdot v_1^\perp} v_1^\perp - \frac{v_2^\perp \cdot v_i}{v_2^\perp \cdot v_2^\perp} v_2^\perp - \dots - \frac{v_{i-1}^\perp \cdot v_i}{v_{i-1}^\perp \cdot v_{i-1}^\perp} v_{i-1}^\perp \\ &\vdots \end{aligned}$$

Notice that each  $v_i^\perp$  here depends on  $v_j^\perp$  for every  $j < i$ . This allows us to inductively/algorithmically build up a linearly independent, orthogonal set of vectors  $\{v_1^\perp, v_2^\perp, \dots\}$  such that  $\text{span}\{v_1^\perp, v_2^\perp, \dots\} = \text{span}\{v_1, v_2, \dots\}$ . That is, an orthogonal basis for the latter vector space. This algorithm is called the *Gram-Schmidt orthogonalization procedure*--Gram worked at a Danish insurance company over one hundred years ago, Schmidt was a student of Hilbert (the famous German mathematician).

#### ✓ Example 14.4.1:

We'll obtain an orthogonal basis for  $\mathfrak{R}^3$  by applying Gram-Schmidt to the linearly independent set  $\{v_1 = \begin{pmatrix} 1 \\ 1 \\ 1 \end{pmatrix}, v_2 = \begin{pmatrix} 1 \\ 1 \\ 1 \end{pmatrix}, v_3 = \begin{pmatrix} 3 \\ 1 \\ 1 \end{pmatrix}\}$ . First, we set  $v_1^\perp := v_1$ . Then:

$$\begin{aligned} v_2^\perp &= \begin{pmatrix} 1 \\ 1 \\ 1 \end{pmatrix} - \frac{2}{2} \begin{pmatrix} 1 \\ 1 \\ 1 \end{pmatrix} = \begin{pmatrix} 0 \\ 0 \\ 1 \end{pmatrix} \\ v_3^\perp &= \begin{pmatrix} 3 \\ 1 \\ 1 \end{pmatrix} - \frac{4}{2} \begin{pmatrix} 1 \\ 1 \\ 1 \end{pmatrix} - \frac{1}{1} \begin{pmatrix} 0 \\ 0 \\ 1 \end{pmatrix} = \begin{pmatrix} 1 \\ -1 \\ 0 \end{pmatrix}. \end{aligned}$$

Then the set

$$\left\{ \begin{pmatrix} 1 \\ 1 \\ 1 \end{pmatrix}, \begin{pmatrix} 0 \\ 0 \\ 1 \end{pmatrix}, \begin{pmatrix} 1 \\ -1 \\ 0 \end{pmatrix} \right\} \tag{14.4.3}$$

is an orthogonal basis for  $\mathfrak{R}^3$ . To obtain an orthonormal basis, as always we simply divide each of these vectors by its length, yielding:

$$\left\{ \left( \begin{array}{c} \frac{1}{\sqrt{2}} \\ \frac{1}{\sqrt{2}} \\ 0 \end{array} \right), \left( \begin{array}{c} 0 \\ 0 \\ 1 \end{array} \right), \left( \begin{array}{c} \frac{1}{\sqrt{2}} \\ -\frac{1}{\sqrt{2}} \\ 0 \end{array} \right) \right\}. \quad (14.4.4)$$

**Contributor**

- [David Cherney](#), [Tom Denton](#), and [Andrew Waldron](#) (UC Davis)

---

This page titled [14.4: Gram-Schmidt and Orthogonal Complements](#) is shared under a [not declared](#) license and was authored, remixed, and/or curated by [David Cherney, Tom Denton, & Andrew Waldron](#).

## 14.5: QR Decomposition

In chapter 7, [section 7.7](#) we learned how to solve linear systems by decomposing a matrix  $M$  into a product of lower and upper triangular matrices

$$M = LU. \quad (14.5.1)$$

The [Gram-Schmidt](#) procedure suggests another matrix decomposition,

$$M = QR, \quad (14.5.2)$$

where  $Q$  is an orthogonal matrix and  $R$  is an upper triangular matrix. So-called QR-decompositions are useful for solving linear systems, eigenvalue problems and least squares approximations. You can easily get the idea behind the  $QR$  decomposition by working through a simple example.

### ✓ Example 14.5.1:

Find the  $QR$  decomposition of

$$M = \begin{pmatrix} 2 & -1 & 1 \\ 1 & 3 & -2 \\ 0 & 1 & -2 \end{pmatrix}. \quad (14.5.3)$$

What we will do is to think of the columns of  $M$  as three 3-vectors and use Gram-Schmidt to build an orthonormal basis from these that will become the columns of the orthogonal matrix  $Q$ . We will use the matrix  $R$  to record the steps of the Gram-Schmidt procedure in such a way that the product  $QR$  equals  $M$ .

To begin with we write

$$M = \begin{pmatrix} 2 & -\frac{7}{5} & 1 \\ 1 & \frac{14}{5} & -2 \\ 0 & 1 & -2 \end{pmatrix} \begin{pmatrix} 1 & \frac{1}{5} & 0 \\ 0 & 1 & 0 \\ 0 & 0 & 1 \end{pmatrix}. \quad (14.5.4)$$

In the first matrix the first two columns are orthogonal because we simply replaced the second column of  $M$  by the vector that the Gram-Schmidt procedure produces from the first two columns of  $M$ , namely

$$\begin{pmatrix} -\frac{7}{5} \\ \frac{14}{5} \\ 1 \end{pmatrix} = \begin{pmatrix} -1 \\ 3 \\ 1 \end{pmatrix} - \frac{1}{5} \begin{pmatrix} 2 \\ 1 \\ 0 \end{pmatrix}. \quad (14.5.5)$$

The matrix on the right is almost the identity matrix, save the  $+\frac{1}{5}$  in the second entry of the first row, whose effect upon multiplying the two matrices precisely undoes what we did to the second column of the first matrix. For the third column of  $M$  we use Gram-Schmidt to deduce the third orthogonal vector

$$\begin{pmatrix} -\frac{1}{6} \\ \frac{1}{3} \\ -\frac{7}{6} \end{pmatrix} = \begin{pmatrix} 1 \\ -2 \\ -2 \end{pmatrix} - 0 \begin{pmatrix} 2 \\ 1 \\ 0 \end{pmatrix} - \frac{-9}{\frac{54}{5}} \begin{pmatrix} -\frac{7}{5} \\ \frac{14}{5} \\ 1 \end{pmatrix} \quad (14.5.6)$$

and therefore, using exactly the same procedure write

$$M = \begin{pmatrix} 2 & -\frac{7}{5} & -\frac{1}{6} \\ 1 & \frac{14}{5} & \frac{1}{3} \\ 0 & 1 & -\frac{7}{6} \end{pmatrix} \begin{pmatrix} 1 & \frac{1}{5} & 0 \\ 0 & 1 & -\frac{5}{6} \\ 0 & 0 & 1 \end{pmatrix}. \quad (14.5.7)$$

This is not quite the answer because the first matrix is now made of mutually orthogonal column vectors, but a *bona fide* orthogonal matrix is comprised of **orthonormal vectors**. To achieve that we divide each column of the first matrix by its length and multiply the corresponding row of the second matrix by the same amount:

$$M = \begin{pmatrix} \frac{2\sqrt{5}}{5} & -\frac{7\sqrt{30}}{90} & -\frac{\sqrt{6}}{18} \\ \frac{\sqrt{5}}{5} & \frac{7\sqrt{30}}{45} & \frac{\sqrt{6}}{9} \\ 0 & \frac{\sqrt{30}}{18} & -\frac{7\sqrt{6}}{18} \end{pmatrix} \begin{pmatrix} \sqrt{5} & \frac{\sqrt{5}}{5} & 0 \\ 0 & \frac{3\sqrt{30}}{5} & -\frac{\sqrt{30}}{2} \\ 0 & 0 & \frac{\sqrt{6}}{2} \end{pmatrix} = QR. \quad (14.5.8)$$

A nice check of this result is to verify that entry  $(i, j)$  of the matrix  $R$  equals the dot product of the  $i$ -th column of  $Q$  with the  $j$ -th column of  $M$ . (Some people memorize this fact and use it as a recipe for computing  $QR$  decompositions.)

*A good test of your own understanding is to work out why this is true!*

### Contributor

- [David Cherney](#), [Tom Denton](#), and [Andrew Waldron](#) (UC Davis)

---

This page titled [14.5: QR Decomposition](#) is shared under a [not declared](#) license and was authored, remixed, and/or curated by [David Cherney](#), [Tom Denton](#), & [Andrew Waldron](#).

## 14.6: Orthogonal Complements

Let  $U$  and  $V$  be subspaces of a vector space  $W$ . In review exercise 6 you are asked to show that  $U \cap V$  is a subspace of  $W$ , and that  $U \cup V$  is not a subspace. However,  $\text{span}(U \cup V)$  is certainly a subspace, since the span of *any* subset of a vector space is a subspace. Notice that all elements of  $\text{span}(U \cup V)$  take the form  $u + v$  with  $u \in U$  and  $v \in V$ . We call the subspace  $U + V := \text{span}(U \cup V) = \{u + v | u \in U, v \in V\}$  the *sum* of  $U$  and  $V$ . Here, we are not adding vectors, but vector spaces to produce a new vector space!

### Definition: Direct sum

Given two subspaces  $U$  and  $V$  of a space  $W$  such that

$$U \cap V = \{0_W\}, \quad (14.6.1)$$

the *direct sum* of  $U$  and  $V$  is defined as:

$$U \oplus V = \text{span}(U \cup V) = \{u + v | u \in U, v \in V\}. \quad (14.6.2)$$

Remark: When  $U \cap V = \{0_W\}$ ,  $U + V = U \oplus V$ .

The direct sum has a very nice property:

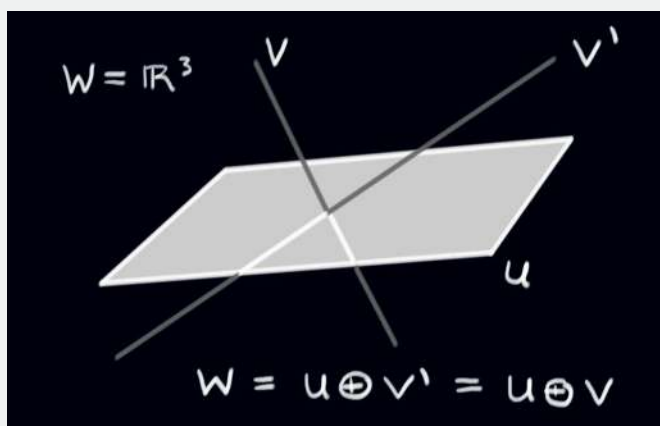
### Theorem

If  $w \in U \oplus V$  then the expression  $w = u + v$  is unique. That is, there is only one way to write  $w$  as the sum of a vector in  $U$  and a vector in  $V$ .

### Proof

Suppose that  $u + v = u' + v'$ , with  $u, u' \in U$ , and  $v, v' \in V$ . Then we could express  $0 = (u - u') + (v - v')$ . Then  $(u - u') = -(v - v')$ . Since  $U$  and  $V$  are subspaces, we have  $(u - u') \in U$  and  $-(v - v') \in V$ . But since these elements are equal, we also have  $(u - u') \in V$ . Since  $U \cap V = \{0\}$ , then  $(u - u') = 0$ . Similarly,  $(v - v') = 0$ . Therefore  $u = u'$  and  $v = v'$ , proving the theorem.

Given a subspace  $U$  in  $W$ , how can we write  $W$  as the direct sum of  $U$  and *something*? There is not a unique answer to this question as can be seen from this picture of subspaces in  $W = \mathbb{R}^3$ :



□

The general definition is as follows:

 Definition

Given a subspace  $U$  of a vector space  $W$ , define  $U^\perp = \{w \in W | w \cdot u = 0 \text{ for all } u \in U\}$ .

**Remark:** The set  $U^\perp$  (pronounced "U-perp") is the set of all vectors in  $W$  orthogonal to *every* vector in  $U$ . This is also often called the orthogonal complement of  $U$ .

✓ Example 14.6.1:

Consider any plane  $P$  through the origin in  $\mathfrak{R}^3$ . Then  $P$  is a subspace, and  $P^\perp$  is the line through the origin orthogonal to  $P$ . For example, if  $P$  is the  $xy$ -plane, then

$$\mathfrak{R}^3 = P \oplus P^\perp = \{(x, y, 0) | x, y \in \mathfrak{R}\} \oplus \{(0, 0, z) | z \in \mathfrak{R}\}. \tag{14.6.3}$$

 Theorem

Let  $U$  be a subspace of a finite-dimensional vector space  $W$ . Then the set  $U^\perp$  is a subspace of  $W$ , and  $W = U \oplus U^\perp$ .

 Proof

First, to see that  $U^\perp$  is a subspace, we only need to check closure, which requires a simple check: Suppose  $v, w \in U^\perp$ , then we know

$$v \cdot u = 0 = w \cdot u \quad (\forall u \in U). \tag{14.6.4}$$

Hence

$$\Rightarrow u \cdot (\alpha v + \beta w) = \alpha u \cdot v + \beta u \cdot w = 0 \quad (\forall u \in U), \tag{14.6.5}$$

and so  $\alpha v + \beta w \in U^\perp$ .

Next, to form a direct sum between  $U$  and  $U^\perp$  we need to show that  $U \cap U^\perp = \{0\}$ . This holds because if  $u \in U$  and  $u \in U^\perp$  it follows that

$$u \cdot u = 0 \Leftrightarrow u = 0. \tag{14.6.6}$$

Finally, we show that any vector  $w \in W$  is in  $U \oplus U^\perp$ . (This is where we use the assumption that  $W$  is finite-dimensional.) Let  $e_1, \dots, e_n$  be an orthonormal basis for  $W$ . Set:

$$\begin{aligned} u &= (w \cdot e_1)e_1 + \dots + (w \cdot e_n)e_n \in U, \\ u^\perp &= w - u. \end{aligned}$$

It is easy to check that  $u^\perp \in U^\perp$  (see the [Gram-Schmidt procedure](#)). Then  $w = u + u^\perp$ , so  $w \in U \oplus U^\perp$ , and we are done. □

✓ Example 14.6.1:

Consider any line  $L$  through the origin in  $\mathfrak{R}^4$ . Then  $L$  is a subspace, and  $L^\perp$  is a 3-dimensional subspace orthogonal to  $L$ . For example, let  $L = \text{span}\{(1, 1, 1, 1)\}$  be a line in  $\mathfrak{R}^4$ . Then  $L^\perp$  is given by

$$\begin{aligned} L^\perp &= \{(x, y, z, w) | x, y, z, w \in \mathfrak{R} \text{ and } (x, y, z, w) \cdot (1, 1, 1, 1) = 0\} \\ &= \{(x, y, z, w) | x, y, z, w \in \mathfrak{R} \text{ and } x + y + z + w = 0\}. \end{aligned}$$

It is easy to check that

$$\left\{ v_1 = \begin{pmatrix} 1 \\ -1 \\ 0 \\ 0 \end{pmatrix}, v_2 = \begin{pmatrix} 1 \\ 0 \\ -1 \\ 0 \end{pmatrix}, v_3 = \begin{pmatrix} 1 \\ 0 \\ 0 \\ -1 \end{pmatrix} \right\}, \tag{14.6.7}$$

forms a basis for  $L^\perp$ . We use Gram-Schmidt to find an orthogonal basis for  $L^\perp$ :

First, we set  $v_1^\perp = v_1$ . Then

$$v_2^\perp = \begin{pmatrix} 1 \\ 0 \\ -1 \\ 0 \end{pmatrix} - \frac{1}{2} \begin{pmatrix} 1 \\ -1 \\ 0 \\ 0 \end{pmatrix} = \begin{pmatrix} \frac{1}{2} \\ \frac{1}{2} \\ -1 \\ 0 \end{pmatrix},$$

$$v_3^\perp = \begin{pmatrix} 1 \\ 0 \\ 0 \\ -1 \end{pmatrix} - \frac{1}{2} \begin{pmatrix} 1 \\ -1 \\ 0 \\ 0 \end{pmatrix} - \frac{1/2}{3/2} \begin{pmatrix} \frac{1}{2} \\ \frac{1}{2} \\ -1 \\ 0 \end{pmatrix} = \begin{pmatrix} \frac{1}{3} \\ \frac{1}{3} \\ \frac{1}{3} \\ -1 \end{pmatrix}.$$

So the set

$$\left\{ (1, -1, 0, 0), \left(\frac{1}{2}, \frac{1}{2}, -1, 0\right), \left(\frac{1}{3}, \frac{1}{3}, \frac{1}{3}, -1\right) \right\} \quad (14.6.8)$$

is an orthogonal basis for  $L^\perp$ . We find an orthonormal basis for  $L^\perp$  by dividing each basis vector by its length:

$$\left\{ \left(\frac{1}{\sqrt{2}}, -\frac{1}{\sqrt{2}}, 0, 0\right), \left(\frac{1}{\sqrt{6}}, \frac{1}{\sqrt{6}}, -\frac{2}{\sqrt{6}}, 0\right), \left(\frac{\sqrt{3}}{6}, \frac{\sqrt{3}}{6}, \frac{\sqrt{3}}{6}, -\frac{\sqrt{3}}{2}\right) \right\}. \quad (14.6.9)$$

Moreover, we have

$$\begin{aligned} \mathbb{R}e^4 &= L \oplus L^\perp \\ &= \{(c, c, c, c) \mid c \in \mathfrak{R}\} \oplus \{(x, y, z, w) \mid x, y, z, w \in \mathfrak{R}, x + y + z + w = 0\}. \end{aligned} \quad (14.6.10)$$

Notice that for any subspace  $U$ , the subspace  $(U^\perp)^\perp$  is just  $U$  again. As such,  $\perp$  is an *involution* on the set of subspaces of a vector space. (An involution is any mathematical operation which performed twice does nothing.)

### Contributor

- [David Cherney](#), [Tom Denton](#), and [Andrew Waldron](#) (UC Davis)

This page titled [14.6: Orthogonal Complements](#) is shared under a [not declared](#) license and was authored, remixed, and/or curated by [David Cherney, Tom Denton, & Andrew Waldron](#).

## 14.7: Review Problems

1. Let  $D = \begin{pmatrix} \lambda_1 & 0 \\ 0 & \lambda_2 \end{pmatrix}$

a) Write  $D$  in terms of the vectors  $e_1$  and  $e_2$ , and their transposes.

b) Suppose  $P = \begin{pmatrix} a & b \\ c & d \end{pmatrix}$  is invertible. Show that  $D$  is similar to

$$M = \frac{1}{ad - bc} \begin{pmatrix} \lambda_1 ad - \lambda_2 bc & -(\lambda_1 - \lambda_2)ab \\ (\lambda_1 - \lambda_2)cd & -\lambda_1 bc + \lambda_2 ad \end{pmatrix} \quad (14.7.1)$$

c) Suppose the vectors  $(a, b)$  and  $(c, d)$  are orthogonal. What can you say about  $M$  in this case? (*Hint*: think about what  $M^T$  is equal to.)

2. Suppose  $S = v_1, \dots, v_n$  is an *orthogonal* (not orthonormal) basis for  $\mathbb{R}^n$ . Then we can write any vector  $v$  as  $v = \sum_i c^i v_i$  for some constants  $c^i$ . Find a formula for the constants  $c^i$  in terms of  $v$  and the vectors in  $S$ .

3. Let  $u, v$  be linearly independent vectors in  $\mathbb{R}^3$ , and  $P = \text{span}u, v$  be the plane spanned by  $u$  and  $v$ .

(a) Is the vector  $v^\perp := v - \frac{v \cdot u}{u \cdot u} u$  in the plane  $P$ ?

(b) What is the (cosine of the) angle between  $v^\perp$  and  $u^\perp$ ?

(c) How can you find a third vector perpendicular to both  $u$  and  $v^\perp$ ?

(d) Construct an orthonormal basis for  $\mathbb{R}^3$  from  $u$  and  $v$ .

(e) Test your abstract formulæ starting with  $u = (1, 2, 0)$  and  $v = (0, 1, 1)$ .

4. Find an orthonormal basis for  $\mathbb{R}^4$  which includes  $(1, 1, 1, 1)$  using the following procedure:

(a) Pick a vector perpendicular to the vector

$$v_1 = \begin{pmatrix} 1 \\ 1 \\ 1 \\ 1 \end{pmatrix} \quad (14.7.2)$$

from the solution set of the matrix equation

$$v_1^T x = 0. \quad (14.7.3)$$

Pick the vector  $v_2$  obtained from the standard Gaussian elimination procedure which is the coefficient of  $x_2$ .

(b) Pick a vector perpendicular to both  $v_1$  and  $v_2$  from the solutions set of the matrix equation

$$\begin{pmatrix} v_1^T \\ v_2^T \end{pmatrix} x = 0. \quad (14.7.4)$$

Pick the vector  $v_3$  obtained from the standard Gaussian elimination procedure with  $x_3$  as the coefficient.

(c) Pick a vector perpendicular to  $v_1, v_2$ , and  $v_3$  from the solution set of the matrix equation

$$\begin{pmatrix} v_1^T \\ v_2^T \\ v_3^T \end{pmatrix} x = 0. \quad (14.7.5)$$

$x = 0$ .

Pick the vector  $v_4$  obtained from the standard Gaussian elimination procedure with  $x_4$  as the coefficient.

(d) Normalize the four vectors obtained above.

5. Use the inner product

$$f \cdot g := \int_0^1 f(x)g(x)dx \quad (14.7.6)$$

on the vector space  $V = \text{span}\{1, x, x^2, x^3\}$  to perform the Gram-Schmidt procedure on the set of vectors  $1, x, x^2, x^3$

6. Use the inner product on the vector space  $V = \text{span}\{\sin(x), \sin(2x), \sin(3x)\}$  to perform the Gram-Schmidt procedure on the set of vectors  $\sin(x), \sin(2x), \sin(3x)$ .

What do you suspect about the vector space  $\text{span}\{\sin(nx) \mid n \in \mathbb{N}\}$ ?

What do you suspect about the vector space  $\text{span}\{\sin(ax) \mid a \in \mathbb{R}\}$ ?

7.

a. Show that if  $Q$  is an orthogonal  $n \times n$  matrix then

$$u \cdot v = (Qu) \cdot (Qv), \quad (14.7.7)$$

for any  $u, v \in \mathbb{R}^n$ . That is,  $Q$  preserves the inner product.

b. Does  $Q$  preserve the outer product?

c. If  $u_1, \dots, u_n$  is an orthonormal set and  $\lambda_1, \dots, \lambda_n$  is a set of numbers then what are the eigenvalues and eigenvectors of the matrix

$$M = \sum_{i=1}^n \lambda_i u_i u_i^T?$$

d. How does  $Q$  change this matrix? How do the eigenvectors and eigenvalues change?

8. Carefully write out the Gram-Schmidt procedure for the set of vectors \[

$$\left\{ \begin{pmatrix} 1 \\ 1 \\ 1 \end{pmatrix}, \begin{pmatrix} 1 \\ -1 \\ 1 \end{pmatrix}, \begin{pmatrix} 1 \\ 1 \\ -1 \end{pmatrix} \right\} \quad (14.7.8)$$

.\\$ Are you free to rescale the second vector obtained in the procedure to a vector with integer components?

9.

a) Suppose  $u$  and  $v$  are linearly independent. Show that  $u$  and  $v^\perp$  are also linearly independent. Explain why  $u, v^\perp$  is a basis for  $\text{span}\{u, v\}$ .

b) Repeat the previous problem, but with three independent vectors  $u, v, w$ .

10. Find the  $QR$  factorization of  $M =$

$$\begin{pmatrix} 1 & 0 & 2 \\ -1 & 2 & 0 \\ -1 & -2 & 2 \end{pmatrix} \quad (14.7.9)$$

.\]

11. Given any three vectors  $u, v, w$ , when do  $v^\perp$  or  $w^\perp$  of the Gram-Schmidt procedure vanish?

12. For  $U$  a subspace of  $W$ , use the subspace theorem to check that  $U^\perp$  is a subspace of  $W$ .

13. Let  $S_n$  and  $A_n$  define the space of  $n \times n$  symmetric and anti-symmetric matrices respectively. These are subspaces of the vector space  $M_n^n$  of all  $n \times n$  matrices. What is  $\dim M_n^n$ ,  $\dim S_n$  and  $\dim A_n$ ? Show that  $M_n^n = S_n + A_n$ . Is  $A_n^\perp = S_n$ ? Is  $M_n^n = S_n \oplus A_n$ ?

14. The vector space  $V = \text{span}\{\sin(t), \sin(2t), \sin(3t)\}$  has an inner product:

$$f \cdot g := \int_0^{2\pi} f(t)g(t)dt. \quad (14.7.10)$$

Find the orthogonal complement to  $U = \text{span}\{\sin(t) + \sin(2t)\}$  in  $V$ . Express  $\sin(t) - \sin(2t)$  as the sum of vectors from  $U$  and  $U^\perp$ .

## Contributor

- [David Cherney](#), [Tom Denton](#), and [Andrew Waldron](#) (UC Davis)

---

This page titled [14.7: Review Problems](#) is shared under a [not declared](#) license and was authored, remixed, and/or curated by [David Cherney](#), [Tom Denton](#), & [Andrew Waldron](#).

## CHAPTER OVERVIEW

### 15: Diagonalizing Symmetric Matrices

Symmetric matrices have many applications. For example, if we consider the shortest distance between pairs of important cities, we might get a table like this:

	<i>Davis</i>	<i>Seattle</i>	<i>San Francisco</i>
<i>Davis</i>	0	2000	80
<i>Seattle</i>	2000	0	2010
<i>San Francisco</i>	80	2010	0

(15.1)

Encoded as a matrix, we obtain:

$$M = \begin{pmatrix} 0 & 2000 & 80 \\ 2000 & 0 & 2010 \\ 80 & 2010 & 0 \end{pmatrix} = M^T. \quad (15.2)$$

#### Definition: symmetric Matrix

A matrix is symmetric if it obeys

$$M = M^T. \quad (15.3)$$

One nice property of symmetric matrices is that they always have **real** eigenvalues. [Review exercise 1](#) guides you through the general proof, but here's an example for  $2 \times 2$  matrices:

#### ✓ Example 15.1:

For a general symmetric  $2 \times 2$  matrix, we have:

$$\begin{aligned} P_\lambda \begin{pmatrix} a & b \\ b & d \end{pmatrix} &= \det \begin{pmatrix} \lambda - a & -b \\ -b & \lambda - d \end{pmatrix} \\ &= (\lambda - a)(\lambda - d) - b^2 \\ &= \lambda^2 - (a + d)\lambda - b^2 + ad \\ \Rightarrow \lambda &= \frac{a + d}{2} \pm \sqrt{b^2 + \left(\frac{a - d}{2}\right)^2}. \end{aligned}$$

Notice that the discriminant  $4b^2 + (a - d)^2$  is always positive, so that the eigenvalues must be real.

Now, suppose a symmetric matrix  $M$  has two distinct eigenvalues  $\lambda \neq \mu$  and eigenvectors  $x$  and  $y$ :

$$Mx = \lambda x, \quad My = \mu y. \quad (15.4)$$

Consider the dot product  $x \cdot y = x^T y = y^T x$  and calculate:

$$\begin{aligned} x^T My &= x^T \mu y = \mu x \cdot y, \text{ and} \\ x^T My &= (y^T Mx)^T \text{ (by transposing a } 1 \times 1 \text{ matrix)} \\ &= x^T M^T y \\ &= x^T My \\ &= x^T \lambda y \\ &= \lambda x \cdot y. \end{aligned}$$

Subtracting these two results tells us that:

$$0 = x^T My - x^T My = (\mu - \lambda) x \cdot y.$$

Since  $\mu$  and  $\lambda$  were assumed to be distinct eigenvalues,  $\lambda - \mu$  is non-zero, and so  $\mathbf{x} \cdot \mathbf{y} = 0$ . We have proved the following theorem.

 Theorem

Eigenvectors of a symmetric matrix with distinct eigenvalues are orthogonal.

✓ Example 15.2:

The matrix  $M = \begin{pmatrix} 2 & 1 \\ 1 & 2 \end{pmatrix}$  has eigenvalues determined by

$$\det(M - \lambda I) = (2 - \lambda)^2 - 1 = 0. \quad (15.5)$$

So the eigenvalues of  $M$  are 3 and 1, and the associated eigenvectors turn out to be  $\begin{pmatrix} 1 \\ 1 \end{pmatrix}$  and  $\begin{pmatrix} 1 \\ -1 \end{pmatrix}$ . It is easily seen that these eigenvectors are orthogonal:

$$\begin{pmatrix} 1 \\ 1 \end{pmatrix} \cdot \begin{pmatrix} 1 \\ -1 \end{pmatrix} = 0 \quad (15.6)$$

In chapter 14 we saw that the matrix  $P$  built from any orthonormal basis  $(v_1, \dots, v_n)$  for  $\mathbb{R}^n$  as its columns,

$$P = (v_1 \ \dots \ v_n), \quad (15.7)$$

was an orthogonal matrix:

$$P^{-1} = P^T, \text{ or } PP^T = I = P^T P. \quad (15.8)$$

Moreover, given any (unit) vector  $\mathbf{x}_1$ , one can always find vectors  $\mathbf{x}_2, \dots, \mathbf{x}_n$  such that  $(\mathbf{x}_1, \dots, \mathbf{x}_n)$  is an orthonormal basis. (Such a basis can be obtained using the Gram-Schmidt procedure.)

Now suppose  $M$  is a symmetric  $n \times n$  matrix and  $\lambda_1$  is an eigenvalue with eigenvector  $\mathbf{x}_1$  (this is always the case because every matrix has at least one eigenvalue--see review problem 3). Let the square matrix of column vectors  $P$  be the following:

$$P = (\mathbf{x}_1 \ \mathbf{x}_2 \ \dots \ \mathbf{x}_n), \quad (15.9)$$

where  $\mathbf{x}_1$  through  $\mathbf{x}_n$  are orthonormal, and  $\mathbf{x}_1$  is an eigenvector for  $M$ , but the others are not necessarily eigenvectors for  $M$ . Then

$$MP = (\lambda_1 \mathbf{x}_1 \ M\mathbf{x}_2 \ \dots \ M\mathbf{x}_n). \quad (15.10)$$

But  $P$  is an orthogonal matrix, so  $P^{-1} = P^T$ . Then:

$$\begin{aligned} P^{-1} = P^T &= \begin{pmatrix} \mathbf{x}_1^T \\ \vdots \\ \mathbf{x}_n^T \end{pmatrix} \\ \Rightarrow P^T M P &= \begin{pmatrix} \mathbf{x}_1^T \lambda_1 \mathbf{x}_1 & * & \dots & * \\ \mathbf{x}_2^T \lambda_1 \mathbf{x}_1 & * & \dots & * \\ \vdots & \vdots & \ddots & \vdots \\ \mathbf{x}_n^T \lambda_1 \mathbf{x}_1 & * & \dots & * \end{pmatrix} \\ &= \begin{pmatrix} \lambda_1 & * & \dots & * \\ 0 & * & \dots & * \\ \vdots & * & \ddots & \vdots \\ 0 & * & \dots & * \end{pmatrix} \\ &= \begin{pmatrix} \lambda_1 & 0 & \dots & 0 \\ 0 & & & \\ \vdots & & \hat{M} & \\ 0 & & & \end{pmatrix}. \end{aligned}$$

The last equality follows since  $P^T M P$  is symmetric. The asterisks in the matrix are where “stuff” happens; this extra information is denoted by  $\hat{M}$  in the final expression. We know nothing about  $\hat{M}$  except that it is an  $(n - 1) \times (n - 1)$  matrix and that it is

symmetric. But then, by finding an (unit) eigenvector for  $\hat{M}$ , we could repeat this procedure successively. The end result would be a diagonal matrix with eigenvalues of  $M$  on the diagonal. Again, we have proved a theorem:

 Theorem

Every symmetric matrix is similar to a diagonal matrix of its eigenvalues. In other words,

$$M = M^T \Leftrightarrow M = PDP^T \quad (15.11)$$

where  $P$  is an orthogonal matrix and  $D$  is a diagonal matrix whose entries are the eigenvalues of  $M$ .

To diagonalize a real symmetric matrix, begin by building an orthogonal matrix from an orthonormal basis of eigenvectors:

✓ Example 15.3:

The symmetric matrix

$$M = \begin{pmatrix} 2 & 1 \\ 1 & 2 \end{pmatrix}, \quad (15.12)$$

has eigenvalues 3 and 1 with eigenvectors  $\begin{pmatrix} 1 \\ 1 \end{pmatrix}$  and  $\begin{pmatrix} 1 \\ -1 \end{pmatrix}$  respectively. After normalizing these eigenvectors, we build the orthogonal matrix:

$$P = \begin{pmatrix} \frac{1}{\sqrt{2}} & \frac{1}{\sqrt{2}} \\ \frac{1}{\sqrt{2}} & \frac{-1}{\sqrt{2}} \end{pmatrix}. \quad (15.13)$$

Notice that  $P^T P = I$ . Then:

$$MP = \begin{pmatrix} \frac{3}{\sqrt{2}} & \frac{1}{\sqrt{2}} \\ \frac{3}{\sqrt{2}} & \frac{-1}{\sqrt{2}} \end{pmatrix} = \begin{pmatrix} \frac{1}{\sqrt{2}} & \frac{1}{\sqrt{2}} \\ \frac{1}{\sqrt{2}} & \frac{-1}{\sqrt{2}} \end{pmatrix} \begin{pmatrix} 3 & 0 \\ 0 & 1 \end{pmatrix}. \quad (15.14)$$

In short,  $MP = DP$ , so  $D = P^T MP$ . Then  $D$  is the diagonalized form of  $M$  and  $P$  the associated change-of-basis matrix from the standard basis to the basis of eigenvectors.

[15.1: Review Problems](#)

**Contributor**

- [David Cherney](#), [Tom Denton](#), and [Andrew Waldron](#) (UC Davis)

This page titled [15: Diagonalizing Symmetric Matrices](#) is shared under a [not declared](#) license and was authored, remixed, and/or curated by [David Cherney, Tom Denton, & Andrew Waldron](#).

## 15.1: Review Problems

1. (On Reality of Eigenvalues)

a) Suppose  $z = x + iy$  where  $x, y \in \mathfrak{R}$ ,  $i = \sqrt{-1}$ , and  $\bar{z} = x - iy$ . Compute  $z\bar{z}$  and  $\bar{z}z$  in terms of  $x$  and  $y$ . What kind of numbers are  $z\bar{z}$  and  $\bar{z}z$ ? (The complex number  $\bar{z}$  is called the *complex conjugate* of  $z$ ).

b) Suppose that  $\lambda = x + iy$  is a complex number with  $x, y \in \mathfrak{R}$ , and that  $\lambda = \bar{\lambda}$ . Does this determine the value of  $x$  or  $y$ ? What kind of number must  $\lambda$  be?

c) Let  $x = \begin{pmatrix} z^1 \\ \vdots \\ z^n \end{pmatrix} \in C^n$ . Let  $x^\dagger = (\bar{z}^1 \ \dots \ \bar{z}^n) \in C^n$  (a  $1 \times n$  complex matrix or a row vector). Compute  $x^\dagger x$ . Using the result of part 1a, what can you say about the number  $x^\dagger x$ ? (E.g., is it real, imaginary, positive, negative, etc.)

d) Suppose  $M = M^T$  is an  $n \times n$  symmetric matrix with real entries. Let  $\lambda$  be an eigenvalue of  $M$  with eigenvector  $x$ , so  $Mx = \lambda x$ . Compute:

$$\frac{x^\dagger M x}{x^\dagger x} \quad (15.1.1)$$

e) Suppose  $\Lambda$  is a  $1 \times 1$  matrix. What is  $\Lambda^T$ ?

f) What is the size of the matrix  $x^\dagger M x$ ?

g) For any matrix (or vector)  $N$ , we can compute  $\bar{N}$  by applying complex conjugation to each entry of  $N$ . Compute  $\overline{(x^\dagger)^T}$ . Then compute  $\overline{(x^\dagger M x)^T}$ . Note that for matrices  $\overline{AB + C} = \overline{AB} + \overline{C}$ .

h) Show that  $\lambda = \bar{\lambda}$ . Using the result of a previous part of this problem, what does this say about  $\lambda$ ?

2. Let  $\{x_1\} =$

$$\begin{pmatrix} a \\ b \\ c \end{pmatrix} \quad (15.1.2)$$

where  $a^2 + b^2 + c^2 = 1$ . Find vectors  $x_2$  and  $x_3$  such that  $\{x_1, x_2, x_3\}$  is an orthonormal basis for  $\mathfrak{R}^3$ . What can you say about the matrix  $P$  whose columns are the vectors  $x_1, x_2$  and  $x_3$  that you found?

3. Let  $V \ni v \neq 0$  be a vector space,  $\dim V = n$  and  $L : V \xrightarrow{\text{linear}} V$ .

a) Explain why the list of vectors  $(v, Lv, L^2v, \dots, L^nv)$  is linearly dependent.

b) Explain why there exist scalars  $\alpha_i$  not all zero such that

$$\alpha_0 v + \alpha_1 Lv + \alpha_2 L^2v + \dots + \alpha_n L^nv = 0. \quad (15.1.3)$$

c) Let  $m$  be the largest integer such that  $\alpha_m \neq 0$  and

$$p(z) = \alpha_0 + \alpha_1 z + \alpha_2 z^2 + \dots + \alpha_m z^m. \quad (15.1.4)$$

Explain why the polynomial  $p(z)$  can be written as

$$p(z) = \alpha_m (z - \lambda_1)(z - \lambda_2) \dots (z - \lambda_m). \quad (15.1.5)$$

[Note that some of the roots  $\lambda_i$  could be complex.]

d) Why does the following equation hold

$$(L - \lambda_1)(L - \lambda_2) \dots (L - \lambda_m)v = 0? \quad (15.1.6)$$

e) Explain why one of the numbers  $\lambda_i$  ( $1 \leq i \leq m$ ) must be an eigenvalue of  $L$ .

4. (Dimensions of Eigenspaces)

a) Let

$$A = \begin{pmatrix} 4 & 0 & 0 \\ 0 & 2 & -2 \\ 0 & -2 & 2 \end{pmatrix}. \quad (15.1.7)$$

Find all eigenvalues of  $A$ .

- b) Find a basis for each eigenspace of  $A$ . What is the sum of the dimensions of the eigenspaces of  $A$ ?
- c) Based on your answer to the previous part, guess a formula for the sum of the dimensions of the eigenspaces of a real  $n \times n$  symmetric matrix. Explain why your formula must work for any real  $n \times n$  symmetric matrix.
5. If  $M$  is not square then it can not be symmetric. However,  $MM^T$  and  $(M^T M)$  are symmetric, and therefore diagonalizable.
- a) Is it the case that all of the eigenvalues of  $MM^T$  must also be eigenvalues of  $M^T M$ ?
- b) Given an eigenvector of  $MM^T$  how can you obtain an eigenvector of  $M^T M$ ?
- c) Let

$$M = \begin{pmatrix} 1 & 2 \\ 3 & 3 \\ 2 & 1 \end{pmatrix}. \quad (15.1.8)$$

Compute an orthonormal basis of eigenvectors for both  $MM^T$  and  $M^T M$ . If any of the eigenvalues for these two matrices agree, choose an order for them and use it to help order your orthonormal bases. Finally, change the input and output bases for the matrix  $M$  to these ordered orthonormal bases. Comment on what you find. (*Hint: The result is called the Singular Value Decomposition Theorem.*)

### Contributor

- [David Cherney](#), [Tom Denton](#), and [Andrew Waldron](#) (UC Davis)

---

This page titled [15.1: Review Problems](#) is shared under a [not declared](#) license and was authored, remixed, and/or curated by [David Cherney, Tom Denton, & Andrew Waldron](#).

## CHAPTER OVERVIEW

### 16: Kernel, Range, Nullity, Rank

Given a linear transformation

$$L: V \rightarrow W, \quad (16.1)$$

we want to know if it has an inverse, *i.e.*, is there a linear transformation

$$M: W \rightarrow V \quad (16.2)$$

such that for any vector  $v \in V$ , we have

$$MLv = v, \quad (16.3)$$

and for any vector  $w \in W$ , we have

$$LMw = w. \quad (16.4)$$

A linear transformation is just a special kind of function from one vector space to another. So before we discuss which linear transformations have inverses, let us first discuss inverses of arbitrary functions. When we later specialize to linear transformations, we'll also find some nice ways of creating subspaces.

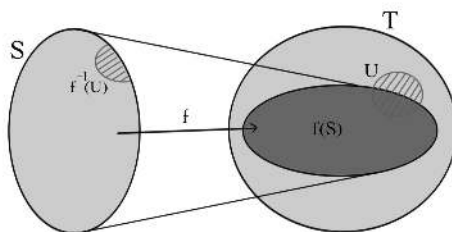
Let  $f: S \rightarrow T$  be a function from a set  $S$  to a set  $T$ . Recall that  $S$  is called the *domain* of  $f$ ,  $T$  is called the *codomain* or *target* of  $f$ , and the set

$$\text{ran}(f) = \text{im}(f) = f(S) = \{f(s) | s \in S\} \subset T, \quad (16.5)$$

is called the *range* or *image* of  $f$ . The image of  $f$  is the set of elements of  $T$  to which the function  $f$  maps, *i.e.*, the things in  $T$  which you can get to by starting in  $S$  and applying  $f$ . We can also talk about the pre-image of any subset  $U \subset T$ :

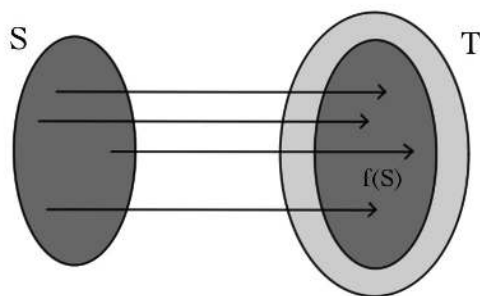
$$f^{-1}(U) = \{s \in S | f(s) \in U\} \subset S. \quad (16.6)$$

The pre-image of a set  $U$  is the set of all elements of  $S$  which map to  $U$ .



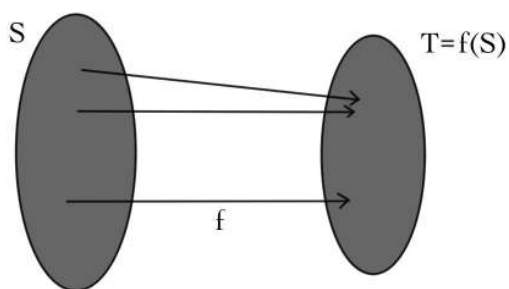
For the function  $f: S \rightarrow T$ ,  $S$  is the domain,  $T$  is the target,  $f(S)$  is the image/range and  $f^{-1}(U)$  is the pre-image of  $U \subset T$ .

The function  $f$  is *one-to-one* if different elements in  $S$  always map to different elements in  $T$ . That is,  $f$  is one-to-one if for any elements  $x \neq y \in S$ , we have that  $f(x) \neq f(y)$ :

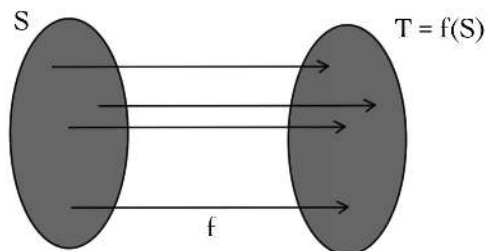


One-to-one functions are also called *injective* functions. Notice that injectivity is a condition on the pre-images of  $f$ .

The function  $f$  is *onto* if every element of  $T$  is mapped to by some element of  $S$ . That is,  $f$  is onto if for any  $t \in T$ , there exists some  $s \in S$  such that  $f(s) = t$ . Onto functions are also called *surjective* functions. Notice that surjectivity is a condition on the image of  $f$ :



If  $f$  is both injective and surjective, it is *bijective*:



### Theorem

A function  $f: S \rightarrow T$  has an inverse function  $g: T \rightarrow S$  if and only if it is bijective.

### Proof

This is an "if and only if" statement so the proof has two parts:

1. (*Existence of an inverse  $\Rightarrow$  bijective.*)

a) Suppose that  $f$  has an inverse function  $g$ . We need to show  $f$  is bijective, which we break down into injective and surjective:  
 The function  $f$  is injective: Suppose that we have  $s, s' \in S$  such that  $f(s) = f(s')$ . We must have that  $g(f(s)) = s$  for any  $s \in S$ , so in particular  $g(f(s)) = s$  and  $g(f(s')) = s'$ . But since  $f(s) = f(s')$ , we have  $g(f(s)) = g(f(s'))$  so  $s = s'$ . Therefore,  $f$  is injective.

b) The function  $f$  is surjective: Let  $t$  be any element of  $T$ . We must have that  $f(g(t)) = t$ . Thus,  $g(t)$  is an element of  $S$  which maps to  $t$ . So  $f$  is surjective.

2. (*Bijectivity  $\Rightarrow$  existence of an inverse.*)

Suppose that  $f$  is bijective. Hence  $f$  is surjective, so every element  $t \in T$  has at least one pre-image. Being bijective,  $f$  is also injective, so every  $t$  has no more than one pre-image. Therefore, to construct an inverse function  $g$ , we simply define  $g(t)$  to be the unique pre-image  $f^{-1}(t)$  of  $t$ .

Now let us specialize to functions  $f$  that are linear maps between two vector spaces. Everything we said above for arbitrary functions is exactly the same for linear functions. However, the structure of vector spaces lets us say much more about one-to-one and onto functions whose domains are vector spaces than we can say about functions on general sets. For example, we know that a linear function always sends  $0_V$  to  $0_W$ , i.e.,

$$f(0_V) = 0_W. \quad (16.7)$$

In review exercise 3, you will show that a linear transformation is one-to-one if and only if  $0_V$  is the only vector that is sent to  $0_W$ : In contrast to arbitrary functions between sets, by looking at just one (very special) vector, we can figure out whether  $f$  is one-to-one!

Let  $L: V \rightarrow W$  be a linear transformation. Suppose  $L$  is `\emph{not}` injective. Then we can find  $v_1 \neq v_2$  such that  $Lv_1 = Lv_2$ . So  $v_1 - v_2 \neq 0$ , but

$$L(v_1 - v_2) = 0. \quad (16.8)$$

### Definition: linear transformation

Let  $L: V \rightarrow W$  be a linear transformation. The set of all vectors  $v$  such that  $Lv = 0_W$  is called the *kernel of  $L$* :

$$\ker L = \{v \in V \mid Lv = 0_W\} \subset V. \quad (16.9)$$

### Theorem

A linear transformation  $L$  is injective if and only if

$$\ker L = \{0_V\}. \quad (16.10)$$

### Proof

The proof of this theorem is review exercise 2.

Notice that if  $L$  has matrix  $M$  in some basis, then finding the kernel of  $L$  is equivalent to solving the homogeneous system

$$MX = 0. \quad (16.11)$$

### Example 16.1:

Let  $L(x, y) = (x + y, x + 2y, y)$ . Is  $L$  one-to-one?

To find out, we can solve the linear system:

$\forall$

$$\begin{pmatrix} 1 & 1 & 0 \\ 1 & 2 & 0 \\ 0 & 1 & 0 \end{pmatrix} \quad (16.12)$$

$\sim$

$$\begin{pmatrix} 1 & 0 & 0 \\ 0 & 1 & 0 \\ 0 & 0 & 0 \end{pmatrix} \quad (16.13)$$

\$\$

Then all solutions of  $MX = 0$  are of the form  $x = y = 0$ . In other words,  $\ker L = \{0\}$ , and so  $L$  is injective.

### Theorem

Let  $L: V \xrightarrow{\text{linear}} W$ . Then  $\ker L$  is a subspace of  $V$ .

### Proof

Notice that if  $L(v) = 0$  and  $L(u) = 0$ , then for any constants  $c, d$ ,  $L(cu + dv) = 0$ . Then by the subspace theorem, the kernel of  $L$  is a subspace of  $V$ .

### ✓ Example 16.2:

Let  $L: \mathfrak{R}^3 \rightarrow \mathfrak{R}$  be the linear transformation defined by  $L(x, y, z) = (x + y + z)$ . Then  $\ker L$  consists of all vectors  $(x, y, z) \in \mathfrak{R}^3$  such that  $x + y + z = 0$ . Therefore, the set

$$V = \{(x, y, z) \in \mathfrak{R}^3 \mid x + y + z = 0\} \quad (16.14)$$

is a subspace of  $\mathfrak{R}^3$ .

When  $L: V \rightarrow V$ , the above theorem has an interpretation in terms of the eigenspaces of  $L$ : Suppose  $L$  has a zero eigenvalue. Then the associated eigenspace consists of all vectors  $v$  such that  $Lv = 0v = 0$ ; in other words, the  $0$ -eigenspace of  $L$  is exactly the kernel of  $L$ .

In the example where  $L(x, y) = (x + y, x + 2y, y)$ , the map  $L$  is clearly not surjective, since  $L$  maps  $\mathfrak{R}^2$  to a plane through the origin in  $\mathfrak{R}^3$ . But any plane through the origin is a subspace. In general notice that if  $w = L(v)$  and  $w' = L(v')$ , then for any constants  $c, d$ , linearity of  $L$  ensures that

$$cw + dw' = L(cv + dv'). \quad (16.15)$$

Now the subspace theorem strikes again, and we have the following theorem:

### Theorem

Let  $L: V \rightarrow W$ . Then the image  $L(V)$  is a subspace of  $W$ .

### ✓ Example 16.3:

Let  $L(x, y) = (x + y, x + 2y, y)$ . The image of  $L$  is a plane through the origin and thus a subspace of  $\mathfrak{R}^3$ . Indeed the matrix of  $L$  in the standard basis is

$$\begin{pmatrix} 1 & 1 \\ 1 & 2 \\ 0 & 1 \end{pmatrix}. \quad (16.16)$$

The columns of this matrix encode the possible outputs of the function  $L$  because

$$L(x, y) = \begin{pmatrix} 1 & 1 \\ 1 & 2 \\ 0 & 1 \end{pmatrix} \begin{pmatrix} x \\ y \end{pmatrix} = x \begin{pmatrix} 1 \\ 1 \\ 0 \end{pmatrix} + y \begin{pmatrix} 1 \\ 2 \\ 1 \end{pmatrix}. \quad (16.17)$$

Thus

$$L(\mathbb{R}^2) = \text{span} \left\{ \begin{pmatrix} 1 \\ 1 \\ 0 \end{pmatrix}, \begin{pmatrix} 1 \\ 2 \\ 1 \end{pmatrix} \right\} \quad (16.18)$$

Hence, when bases and a linear transformation is are given, people often refer to its image as the *column space* of the corresponding matrix.

To find a basis of the image of  $L$ , we can start with a basis  $S = \{v_1, \dots, v_n\}$  for  $V$ . Then the most general input for  $L$  is of the form  $\alpha^1 v_1 + \dots + \alpha^n v_n$ . In turn, its most general output looks like

$$L(\alpha^1 v_1 + \dots + \alpha^n v_n) = \alpha^1 L v_1 + \dots + \alpha^n L v_n \in \text{span}\{L v_1, \dots, L v_n\}. \quad (16.19)$$

Thus

$$L(V) = \text{span} L(S) = \text{span}\{L v_1, \dots, L v_n\}. \quad (16.20)$$

However, the set  $\{L v_1, \dots, L v_n\}$  may not be linearly independent; we must solve

$$c^1 L v_1 + \dots + c^n L v_n = 0, \quad (16.21)$$

to determine whether it is. By finding relations amongst the elements of  $L(S) = \{L v_1, \dots, L v_n\}$ , we can discard vectors until a basis is arrived at. The size of this basis is the dimension of the image of  $L$ , which is known as the *rank* of  $L$ .

#### Definition

The *rank* of a linear transformation  $L$  is the dimension of its image, written

$$\text{rank} L = \dim L(V) = \dim \text{ran } L. \quad (16.22)$$

The *nullity* of a linear transformation is the dimension of the kernel, written

$$\text{nul} L = \dim \ker L. \quad (16.23)$$

#### Theorem: Dimension formula

Let  $L: V \rightarrow W$  be a linear transformation, with  $V$  a finite-dimensional vector space. Then:

$$\begin{aligned} \dim V &= \dim \ker V + \dim L(V) \\ &= \text{nul} L + \text{rank} L. \end{aligned}$$

### Proof

Pick a basis for  $V$ :

$$\{v_1, \dots, v_p, u_1, \dots, u_q\}, \quad (16.24)$$

where  $v_1, \dots, v_p$  is also a basis for  $\ker L$ . This can always be done, for example, by finding a basis for the kernel of  $L$  and then extending to a basis for  $V$ . Then  $p = \text{nul} L$  and  $p + q = \dim V$ . Then we need to show that  $q = \text{rank} L$ . To accomplish this, we show that  $\{L(u_1), \dots, L(u_q)\}$  is a basis for  $L(V)$ .

To see that  $\{L(u_1), \dots, L(u_q)\}$  spans  $L(V)$ , consider any vector  $w$  in  $L(V)$ . Then we can find constants  $c^i, d^j$  such that:

$$\begin{aligned}w &= L(c^1v_1 + \dots + c^pv_p + d^1u_1 + \dots + d^qu_q) \\ &= c^1L(v_1) + \dots + c^pL(v_p) + d^1L(u_1) + \dots + d^qL(u_q) \\ &= d^1L(u_1) + \dots + d^qL(u_q) \text{ since } L(v_i) = 0, \\ \Rightarrow L(V) &= \text{span}\{L(u_1), \dots, L(u_q)\}.\end{aligned}$$

Now we show that  $\{L(u_1), \dots, L(u_q)\}$  is linearly independent. We argue by contradiction: Suppose there exist constants  $d^j$  (not all zero) such that

$$\begin{aligned}0 &= d^1L(u_1) + \dots + d^qL(u_q) \\ &= L(d^1u_1 + \dots + d^qu_q).\end{aligned}$$

But since the  $u^j$  are linearly independent, then  $d^1u_1 + \dots + d^qu_q \neq 0$ , and so  $d^1u_1 + \dots + d^qu_q$  is in the kernel of  $L$ . But then  $d^1u_1 + \dots + d^qu_q$  must be in the span of  $\{v_1, \dots, v_p\}$ , since this was a basis for the kernel. This contradicts the assumption that  $\{v_1, \dots, v_p, u_1, \dots, u_q\}$  was a basis for  $V$ , so we are done.

[16.1: Summary](#)

[16.2: Review Problems](#)

### Contributor

- [David Cherney](#), [Tom Denton](#), and [Andrew Waldron](#) (UC Davis)

---

This page titled [16: Kernel, Range, Nullity, Rank](#) is shared under a [not declared](#) license and was authored, remixed, and/or curated by [David Cherney, Tom Denton, & Andrew Waldron](#).

## 16.1: Summary

We have seen that a linear transformation has an inverse if and only if it is bijective (*i.e.*, one-to-one and onto). We also know that linear transformations can be represented by matrices, and we have seen many ways to tell whether a matrix is invertible. Here is a list of them:

### Theorem (Invertibility)

Let  $M$  be an  $n \times n$  matrix, and let

$$L: \mathfrak{R}^n \rightarrow \mathfrak{R}^n \quad (16.1.1)$$

be the linear transformation defined by  $L(v) = Mv$ . Then the following statements are equivalent:

- a) If  $V$  is any vector in  $\mathfrak{R}^n$ , then the system  $MX = V$  has exactly one solution.
- b) The matrix  $M$  is row-equivalent to the identity matrix.
- c) If  $v$  is any vector in  $\mathfrak{R}^n$ , then  $L(x) = v$  has exactly one solution.
- d) The matrix  $M$  is invertible.
- e) The homogeneous system  $MX = 0$  has no non-zero solutions.
- f) The determinant of  $M$  is not equal to 0.
- g) The matrix  $M$  is a product of elementary matrices of the form  $E_j^i$ ,  $R^i(\lambda)$ ,  $S_j^i(\gamma)$  with  $\lambda \neq 0$ .
- h) The transpose matrix  $M^T$  is invertible.
- i) The matrix  $M$  does not have 0 as an eigenvalue.
- j) The linear transformation  $L$  does not have 0 as an eigenvalue.
- k) The characteristic polynomial  $\det(\lambda I - M)$  does not have 0 as a root.
- l) The columns (or rows) of  $M$  span  $\mathfrak{R}^n$ .
- m) The columns (or rows) of  $M$  are linearly independent.
- n) The columns (or rows) of  $M$  are a basis for  $\mathfrak{R}^n$ .
- o) The linear transformation  $L$  is injective.
- p) The linear transformation  $L$  is surjective.
- q) The linear transformation  $L$  is bijective.

**Note: it is important that  $M$  be an  $n \times n$  matrix! If  $M$  is not square, then it can't be invertible, and many of the statements above are no longer equivalent to each other.**

### Proof

Many of these equivalences were proved earlier in other chapters. Some were left as review questions or sample final questions. The rest are left as exercises for the reader.

### Contributor

- [David Cherney](#), [Tom Denton](#), and [Andrew Waldron](#) (UC Davis)

This page titled [16.1: Summary](#) is shared under a [not declared](#) license and was authored, remixed, and/or curated by [David Cherney](#), [Tom Denton](#), & [Andrew Waldron](#).

## 16.2: Review Problems

1.

Consider an arbitrary matrix  $M : \mathfrak{R}^m \rightarrow \mathfrak{R}^n$ .

- Argue that  $M\mathbf{x} = \mathbf{0}$  if only if  $\mathbf{x}$  is perpendicular to all columns of  $M^T$ .
- Argue that  $M\mathbf{x} = \mathbf{0}$  if only if  $\mathbf{x}$  is perpendicular to all of the linear combinations of the columns of  $M^T$ .
- Argue that  $\ker M$  is perpendicular to  $\text{ran } M^T$ .
- Argue further  $\mathfrak{R}^m = \ker M \oplus \text{ran } M^T$ .
- Argue analogously that  $\mathfrak{R}^n = \ker M^T \oplus \text{ran } M$ .

The equations in the last two parts describe how a linear transformation  $M : \mathfrak{R}^m \rightarrow \mathfrak{R}^n$  determines orthogonal decompositions of both its domain and target. This result sometimes goes by the humble name *The Fundamental Theorem of Linear Algebra*.

2. Let  $L: V \rightarrow W$  be a linear transformation. Show that  $\ker L = \{\mathbf{0}_V\}$  if and only if  $L$  is one-to-one:

- (*Trivial kernel  $\Rightarrow$  injective.*) Suppose that  $\ker L = \{\mathbf{0}_V\}$ . Show that  $L$  is one-to-one. Think about methods of proof--does a proof by contradiction, a proof by induction, or a direct proof seem most appropriate?
- (*Injective  $\Rightarrow$  trivial kernel.*) Now suppose that  $L$  is one-to-one. Show that  $\ker L = \{\mathbf{0}_V\}$ . That is, show that  $\mathbf{0}_V$  is in  $\ker L$ , and then show that there are no other vectors in  $\ker L$ .

3. Let  $\{v_1, \dots, v_n\}$  be a basis for  $V$ . Carefully explain why

$$L(V) = \text{span}\{Lv_1, \dots, Lv_n\}. \quad (16.2.1)$$

4. Suppose  $L: \mathfrak{R}^4 \rightarrow \mathfrak{R}^3$  whose matrix  $M$  in the standard basis is row equivalent to the following matrix:

$$\begin{pmatrix} 1 & 0 & 0 & -1 \\ 0 & 1 & 0 & 1 \\ 0 & 0 & 1 & 1 \end{pmatrix} = \text{RREF}(M) \sim M. \quad (16.2.2)$$

- Explain** why the first three columns of the original matrix  $M$  form a basis for  $L(\mathfrak{R}^4)$ .
- Find and describe** an algorithm (*i.e.*, a general procedure) for computing a basis for  $L(\mathfrak{R}^n)$  when  $L: \mathfrak{R}^n \rightarrow \mathfrak{R}^m$ .
- Use** your algorithm to find a basis for  $L(\mathfrak{R}^4)$  when  $L: \mathfrak{R}^4 \rightarrow \mathfrak{R}^3$  is the linear transformation whose matrix  $M$  in the standard basis is

$$\begin{pmatrix} 2 & 1 & 1 & 4 \\ 0 & 1 & 0 & 5 \\ 4 & 1 & 1 & 6 \end{pmatrix}. \quad (16.2.3)$$

5. Claim:

If  $\{v_1, \dots, v_n\}$  is a basis for  $\ker L$ , where  $L: V \rightarrow W$ , then it is always possible to extend this set to a basis for  $V$ .

Choose some simple yet non-trivial linear transformations with non-trivial kernels and verify the above claim for those transformations.

6. Let  $P_n(\mathbf{x})$  be the space of polynomials in  $\mathbf{x}$  of degree less than or equal to  $n$ , and consider the derivative operator

$$\frac{d}{dx} : P_n(\mathbf{x}) \rightarrow P_n(\mathbf{x}). \quad (16.2.4)$$

Find the dimension of the kernel and image of this operator. What happens if the target space is changed to  $P_{n-1}(\mathbf{x})$  or  $P_{n+1}(\mathbf{x})$ ?

Now consider  $P_2(x, y)$ , the space of polynomials of degree two or less in  $x$  and  $y$ . (Recall how degree is counted;  $xy$  is degree two,  $y$  is degree one and  $x^2y$  is degree three, for example.) Let

$$L := \frac{\partial}{\partial x} + \frac{\partial}{\partial y} : P_2(x, y) \rightarrow P_2(x, y). \quad (16.2.5)$$

(For example,  $L(xy) = \frac{\partial}{\partial x}(xy) + \frac{\partial}{\partial y}(xy) = y + x$ .) Find a basis for the kernel of  $L$ . Verify the dimension formula in this case.

7.

Lets demonstrate some ways the dimension formula can break down if a vector space is infinite dimensional:

a) Let  $\mathbb{R}[x]$  be the vector space of all polynomials in the variable  $x$  with real coefficients. Let  $D = \frac{d}{dx}$  be the usual derivative operator. Show that the range of  $D$  is  $\mathbb{R}[x]$ . What is  $\ker D$ ? *Hint: Use the basis  $x^n \mid n \in \mathbb{N}$ .*

b) Let  $L: \mathbb{R}[x] \rightarrow \mathbb{R}[x]$  be the linear map

$$L(p(x)) = xp(x). \quad (16.2.6)$$

What is the kernel and range of  $M$ ?

c) Let  $V$  be an infinite dimensional vector space and  $L: V \rightarrow V$  be a linear operator. Suppose that  $\dim \ker L < \infty$ , show that  $\dim L(V)$  is infinite. Also show that when  $\dim L(V) < \infty$  that  $\dim \ker L$  is infinite.

8. This question will answer the question, "If I choose a bit vector *at random*, what is the probability that it lies in the span of some other vectors?"

[i.] Given a collection  $S$  of  $k$  bit vectors in  $B^3$ , consider the bit matrix  $M$  whose columns are the vectors in  $S$ . Show that  $S$  is linearly independent if and only if the kernel of  $M$  is trivial, namely the set  $\ker M = \{v \in B^3 \mid Mv = 0\}$  contains only the zero vector.

[ii.] Give some method for choosing a random bit vector  $v$  in  $B^3$ . Suppose  $S$  is a collection of 2 linearly independent bit vectors in  $B^3$ . How can we tell whether  $S \cup \{v\}$  is linearly independent? Do you think it is likely or unlikely that  $S \cup \{v\}$  is linearly independent? Explain your reasoning.

[iii.] If  $P$  is the characteristic polynomial of a  $3 \times 3$  bit matrix, what must the degree of  $P$  be? Given that each coefficient must be either 0 or 1, how many possibilities are there for  $P$ ? How many of these possible characteristic polynomials have 0 as a root? If  $M$  is a  $3 \times 3$  bit matrix chosen at random, what is the probability that it has 0 as an eigenvalue? (Assume that you are choosing a random matrix  $M$  in such a way as to make each characteristic polynomial equally likely.) What is the probability that the columns of  $M$  form a basis for  $B^3$ ? (*Hint: what is the relationship between the kernel of  $M$  and its eigenvalues?*)

[Note:] We could ask the same question for real vectors: If I choose a real vector at random, what is the probability that it lies in the span of some other vectors? In fact, once we write down a reasonable way of choosing a random real vector, if I choose a real vector in  $\mathfrak{R}^n$  at random, the probability that it lies in the span of  $n - 1$  other real vectors is zero!

## Contributor

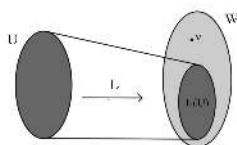
- [David Cherney](#), [Tom Denton](#), and [Andrew Waldron](#) (UC Davis)

This page titled [16.2: Review Problems](#) is shared under a [not declared](#) license and was authored, remixed, and/or curated by [David Cherney, Tom Denton, & Andrew Waldron](#).

# CHAPTER OVERVIEW

## 17: Least Squares and Singular Values

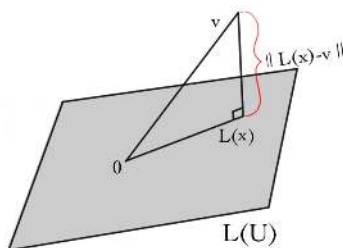
Consider the linear system  $L(x) = v$ , where  $L: U \xrightarrow{\text{linear}} W$ , and  $v \in W$  is given. As we have seen, this system may have no solutions, a unique solution, or a space of solutions. But if  $v$  is not in the range of  $L$ , in pictures:



there will **never** be any solutions for  $L(x) = v$ . However, for many applications we do not need an exact solution of the system; instead, we try to find the best approximation possible.

*"My work always tried to unite the Truth with the Beautiful, but when I had to choose one or the other, I usually chose the Beautiful."--Hermann Weyl.*

If the vector space  $W$  has a notion of lengths of vectors, we can try to find  $x$  that minimizes  $\|L(x) - v\|$ :



This method has many applications, such as when trying to fit a (perhaps linear) function to a "noisy" set of observations. For example, suppose we measured the position of a bicycle on a racetrack once every five seconds. Our observations won't be exact, but so long as the observations are right on average, we can figure out a best-possible linear function of position of the bicycle in terms of time.

Suppose  $M$  is the matrix for  $L$  in some bases for  $U$  and  $W$ , and  $v$  and  $x$  are given by column vectors  $V$  and  $X$  in these bases. Then we need to approximate

$$MX - V \approx 0. \tag{17.1}$$

Note that if  $\dim U = n$  and  $\dim W = m$  then  $M$  can be represented by an  $m \times n$  matrix and  $x$  and  $v$  as vectors in  $\mathfrak{R}^n$  and  $\mathfrak{R}^m$ , respectively. Thus, we can write  $W = L(U) \oplus L(U)^\perp$ . Then we can uniquely write  $v = v^\parallel + v^\perp$ , with  $v^\parallel \in L(U)$  and  $v^\perp \in L(U)^\perp$ .

Thus we should solve  $L(u) = v^\parallel$ . In components,  $v^\perp$  is just  $V - MX$ , and is the part we will eventually wish to minimize.

In terms of  $M$ , recall that  $L(U)$  is spanned by the columns of  $M$ . (In the standard basis, the columns of  $M$  are  $Me_1, \dots, Me_n$ .) Then  $v^\perp$  must be perpendicular to the columns of  $M$ . i.e.,  $M^T(V - MX) = 0$ , or

$$M^T MX = M^T V. \tag{17.2}$$

Solutions of  $M^T MX = M^T V$  for  $X$  are called *least squares* solutions to  $MX = V$ . Notice that any solution  $X$  to  $MX = V$  is a least squares solution. However, the converse is often false. In fact, the equation  $MX = V$  may have no solutions at all, but still have least squares solutions to  $M^T MX = M^T V$ .

Observe that since  $M$  is an  $m \times n$  matrix, then  $M^T$  is an  $n \times m$  matrix. Then  $M^T M$  is an  $n \times n$  matrix, and is symmetric, since  $(M^T M)^T = M^T M$ . Then, for any vector  $X$ , we can evaluate  $X^T M^T M X$  to obtain a number. This is a very nice number, though! It is just the length  $|MX|^2 = (MX)^T(MX) = X^T M^T M X$ .

Now suppose that  $\ker L = \{0\}$ , so that the only solution to  $MX = 0$  is  $X = 0$ . (This need not mean that  $M$  is invertible because  $M$  is an  $n \times m$  matrix, so not necessarily square.) However the square matrix  $M^T M$  is invertible. To see this, suppose there was a vector  $X$  such that  $M^T M X = 0$ . Then it would follow that  $X^T M^T M X = |MX|^2 = 0$ . In other words the vector  $MX$  would have zero length, so could only be the zero vector. But we are assuming that  $\ker L = \{0\}$  so  $MX = 0$  implies  $X = 0$ . Thus the kernel of  $M^T M$  is  $\{0\}$  so this matrix is invertible. So, in this case, the least squares solution (the  $X$  that solves  $M^T M X = M^T V$ ) is unique, and is equal to

$$X = (M^T M)^{-1} M^T V. \quad (17.3)$$

In a nutshell, this is the least squares method:

1. Compute  $M^T M$  and  $M^T V$ .
2. Solve  $(M^T M)X = M^T V$  by Gaussian elimination.

### ✓ Example 17.1:

Captain Conundrum falls off of the leaning tower of Pisa and makes three (rather shaky) measurements of his velocity at three different times.

$ts$	$vm/s$
1	11
2	19
3	31

(17.4)

Having taken some calculus, he believes that his data are best approximated by a straight line

$$v = at + b. \quad (17.5)$$

Then he should find  $a$  and  $b$  to best fit the data.

$$\begin{aligned} 11 &= a \cdot 1 + b \\ 19 &= a \cdot 2 + b \\ 31 &= a \cdot 3 + b. \end{aligned}$$

As a system of linear equations, this becomes:

$$\begin{pmatrix} 1 & 1 \\ 2 & 1 \\ 3 & 1 \end{pmatrix} \begin{pmatrix} a \\ b \end{pmatrix} \stackrel{?}{=} \begin{pmatrix} 11 \\ 19 \\ 31 \end{pmatrix}. \quad (17.6)$$

There is likely no actual straight line solution, so instead solve  $M^T M X = M^T V$ .

$$\begin{pmatrix} 1 & 2 & 3 \\ 1 & 1 & 1 \end{pmatrix} \begin{pmatrix} 1 & 1 \\ 2 & 1 \\ 3 & 1 \end{pmatrix} \begin{pmatrix} a \\ b \end{pmatrix} = \begin{pmatrix} 1 & 2 & 3 \\ 1 & 1 & 1 \end{pmatrix} \begin{pmatrix} 11 \\ 19 \\ 31 \end{pmatrix}. \quad (17.7)$$

This simplifies to the system:

$$\begin{pmatrix} 14 & 6 & 142 \\ 6 & 3 & 61 \end{pmatrix} \sim \begin{pmatrix} 1 & 0 & 10 \\ 0 & 1 & \frac{1}{3} \end{pmatrix} \quad (17.8)$$

Thus, the least-squares fit is the line

$$v = 10t + \frac{1}{3}. \quad (17.9)$$

Notice that this equation implies that Captain Conundrum accelerates towards Italian soil at  $10 \text{ m/s}^2$  (which is an excellent approximation to reality) and that he started at a downward velocity of  $\frac{1}{3} \text{ m/s}$  (perhaps somebody gave him a shove...!)

## Topic hierarchy

[17.1: Singular Value Decomposition](#)

[17.2: Review Problems](#)

## Contributor

- [David Cherney](#), [Tom Denton](#), and [Andrew Waldron](#) (UC Davis)

---

This page titled [17: Least Squares and Singular Values](#) is shared under a [not declared](#) license and was authored, remixed, and/or curated by [David Cherney, Tom Denton, & Andrew Waldron](#).

## 17.1: Singular Value Decomposition

Suppose

$$L : V \xrightarrow{\text{Linear}} W. \quad (17.1.1)$$

It is unlikely that  $\dim V := n = m := \dim W$  so the  $m \times n$  matrix  $M$  of  $L$  in bases for  $V$  and  $W$  will not be square. Therefore there is no eigenvalue problem we can use to uncover a preferred basis. However, if the vector spaces  $V$  and  $W$  both have inner products, there does exist an analog of the eigenvalue problem, namely the singular values of  $L$ .

Before giving the details of the powerful technique known as the singular value decomposition, we note that it is an excellent example of what Eugene Wigner called the "Unreasonable Effectiveness of Mathematics":

There is a story about two friends who were classmates in high school, talking about their jobs. One of them became a statistician and was working on population trends. He showed a reprint to his former classmate. The reprint started, as usual with the Gaussian distribution and the statistician explained to his former classmate the meaning of the symbols for the actual population and so on. His classmate was a bit incredulous and was not quite sure whether the statistician was pulling his leg. "How can you know that?" was his query. "And what is this symbol here?" "Oh," said the statistician, this is " $\pi$ ." "And what is that?" "The ratio of the circumference of the circle to its diameter." "Well, now you are pushing your joke too far," said the classmate, "surely the population has nothing to do with the circumference of the circle."

-- Eugene Wigner, *Commun. Pure and Appl. Math.* {bf XIII}, 1 (1960).

Whenever we mathematically model a system, any "canonical quantities" (those on which we can all agree and do not depend on any choices we make for calculating them) will correspond to important features of the system. For examples, the eigenvalues of the eigenvector equation you found in review question 1, chapter 12 encode the notes and harmonics that a guitar string can play! Singular values appear in many linear algebra applications, especially those involving very large data sets such as statistics and signal processing.

Let us focus on the  $m \times n$  matrix  $M$  of a linear transformation  $L : V \rightarrow W$  written in orthonormal bases for the input and outputs of  $L$  (notice, the existence of these orthonormal bases is predicated on having inner products for  $V$  and  $W$ ). Even though the matrix  $M$  is not square, both the matrices  $MM^T$  and  $M^T M$  are square and symmetric! In terms of linear transformations  $M^T$  is the matrix of a linear transformation

$$L^* : W \xrightarrow{\text{Linear}} V. \quad (17.1.2)$$

Thus  $LL^* : W \rightarrow W$  and  $L^*L : V \rightarrow V$  and both have eigenvalue problems. Moreover, as we learned in chapter 15, both  $L^*L$  and  $LL^*$  have orthonormal bases of eigenvectors, and both  $MM^T$  and  $M^T M$  can be diagonalized.

Next, let us make a simplifying assumption, namely  $\ker L = \{0\}$ . This is not necessary, but will make some of our computations simpler. Now suppose we have found an orthonormal basis  $(u_1, \dots, u_n)$  for  $V$  composed of eigenvectors for  $L^*L$ :

$$L^*L u_i = \lambda_i u_i. \quad (17.1.3)$$

Hence, multiplying by  $L$ ,

$$LL^*L u_i = \lambda_i L u_i. \quad (17.1.4)$$

*i.e.*,  $L u_i$  is an eigenvector of  $LL^*$ . The vectors  $(L u_1, \dots, L u_n)$  are linearly independent, because  $\ker L = \{0\}$  (this is where we use our simplifying assumption, but you can try and extend our analysis to the case where it no longer holds). Lets compute the angles between, and lengths of these vectors:

For that we express the vectors  $u_i$  in the bases used to compute the matrix  $M$  of  $L$ . Denoting these column vectors by  $U_i$  we then compute

$$(M U_i) \cdot (M U_j) = U_i^T M^T M U_j = \lambda_j U_i^T U_j = \lambda_j U_i \cdot U_j = \lambda_j \delta_{ij}. \quad (17.1.5)$$

Hence we see that vectors  $(Lu_1, \dots, Lu_n)$  are orthogonal but not orthonormal. Moreover, the length of  $Lu_i$  is  $\lambda_i$ . Thus, normalizing lengths, we have that

$$\left( \frac{Lu_1}{\sqrt{\lambda_1}}, \dots, \frac{Lu_n}{\sqrt{\lambda_n}} \right) \tag{17.1.6}$$

are orthonormal and linearly independent. However, since  $\ker L = \{0\}$  we have  $\dim L(V) = \dim V$  and in turn  $\dim V \leq \dim W$ , so  $n \leq m$ . This means that although the above set of  $n$  vectors in  $W$  are orthonormal and linearly independent, they cannot be a basis for  $W$ . However, they are a subset of the eigenvectors of  $LL^*$ . Hence an orthonormal basis of eigenvectors of  $LL^*$  looks like

$$O' = \left( \frac{Lu_1}{\sqrt{\lambda_1}}, \dots, \frac{Lu_n}{\sqrt{\lambda_n}}, v_{m+1}, \dots, v_m \right) =: (v_1, \dots, v_m). \tag{17.1.7}$$

Now let's compute the matrix of  $L$  with respect to the orthonormal basis  $O = (u_1, \dots, u_n)$  for  $V$  and the orthonormal basis  $O' = (v_1, \dots, v_m)$  for  $W$ . As usual, our starting point is the computation of  $L$  acting on the input basis vectors:

$$\begin{aligned} (Lu_1, \dots, Lu_n) &= (\sqrt{\lambda_1} v_1, \dots, \sqrt{\lambda_n} v_n) \\ &= (v_1, \dots, v_m) \begin{pmatrix} \sqrt{\lambda_1} & 0 & \dots & 0 \\ 0 & \sqrt{\lambda_2} & \dots & 0 \\ \vdots & \vdots & \ddots & \vdots \\ 0 & 0 & \dots & \sqrt{\lambda_n} \\ 0 & 0 & \dots & 0 \\ \vdots & \vdots & & \vdots \\ 0 & 0 & \dots & 0 \end{pmatrix}. \end{aligned}$$

The result is very close to diagonalization; the numbers  $\sqrt{\lambda_i}$  along the leading diagonal are called the singular values of  $L$ .

✓ Example 17.1.1:

Let the matrix of a linear transformation be

$$M = \begin{pmatrix} \frac{1}{2} & \frac{1}{2} \\ -1 & 1 \\ -\frac{1}{2} & -\frac{1}{2} \end{pmatrix}. \tag{17.1.8}$$

Clearly  $\ker M = \{0\}$  while

$\mathbb{N}$   
 $M^{\wedge\{T\}}M =$

$$\begin{pmatrix} \frac{3}{2} & -\frac{1}{2} \\ -\frac{1}{2} & \frac{3}{2} \end{pmatrix} \tag{17.1.9}$$

which has eigenvalues and eigenvectors  $\tag{17.1.10}$

$\lambda = 1, u_1 :=$

$$\begin{pmatrix} \frac{1}{\sqrt{2}} \\ \frac{1}{\sqrt{2}} \end{pmatrix} \tag{17.1.11}$$

;

$\lambda = 2, u_2 :=$

$$\begin{pmatrix} \frac{1}{\sqrt{2}} \\ -\frac{1}{\sqrt{2}} \end{pmatrix} \tag{17.1.12}$$

$\left\{ \begin{matrix} u_1 \\ u_2 \end{matrix} \right\}$ ,

so our orthonormal input basis (17.1.13)

$O = \left($

$$\begin{pmatrix} \frac{1}{\sqrt{2}} \\ \frac{1}{\sqrt{2}} \end{pmatrix} \quad (17.1.14)$$

,

$$\begin{pmatrix} \frac{1}{\sqrt{2}} \\ -\frac{1}{\sqrt{2}} \end{pmatrix} \quad (17.1.15)$$

$\left. \right)$ ,

These are called the *(right singular vectors)* of  $(M)$ . The vectors (17.1.16)

$M u_1 =$

$$\begin{pmatrix} \frac{1}{\sqrt{2}} \\ 0 \\ -\frac{1}{\sqrt{2}} \end{pmatrix} \quad (17.1.17)$$

$\boxplus$  and

$M u_2 =$

$$\begin{pmatrix} 0 \\ -\sqrt{2} \\ 0 \end{pmatrix} \quad (17.1.18)$$

are eigenvectors of (17.1.19)

$M M^T =$

$$\begin{pmatrix} \frac{1}{2} & 0 & -\frac{1}{2} \\ 0 & 2 & 0 \\ -\frac{1}{2} & 0 & \frac{1}{2} \end{pmatrix} \quad (17.1.20)$$

with eigenvalues  $(1)$  and  $(2)$ , respectively (17.1.21)  
The third eigenvector (with eigenvalue  $(0)$ ) of  $(M)$  is

$v_3 =$

$$\begin{pmatrix} \frac{1}{\sqrt{2}} \\ 0 \\ -\frac{1}{\sqrt{2}} \end{pmatrix} \quad (17.1.22)$$

$\left\{ \begin{matrix} u_1 \\ u_2 \end{matrix} \right\}$ ,

The eigenvectors  $(M u_1)$  and  $(M u_2)$  are necessarily orthogonal, dividing them by their lengths we obtain the *(left singular vectors)* and in turn our orthonormal output basis (17.1.23)

$O' = \left($

$$\begin{pmatrix} \frac{1}{\sqrt{2}} \\ 0 \\ -\frac{1}{\sqrt{2}} \end{pmatrix} \tag{17.1.24}$$

$$\begin{pmatrix} 0 \\ -1 \\ 0 \end{pmatrix} \tag{17.1.25}$$

$$\begin{pmatrix} \frac{1}{\sqrt{2}} \\ 0 \\ \frac{1}{\sqrt{2}} \end{pmatrix} \tag{17.1.26}$$

The new matrix  $(M')$  of the linear transformation given by  $(M)$  with respect to the bases  $(O)$  and  $(O')$  is (17.1.27)

$M' =$

$$\begin{pmatrix} 1 & 0 \\ 0 & \sqrt{2} \\ 0 & 0 \end{pmatrix} \tag{17.1.28}$$

so the singular values are  $1, \sqrt{2}$ .

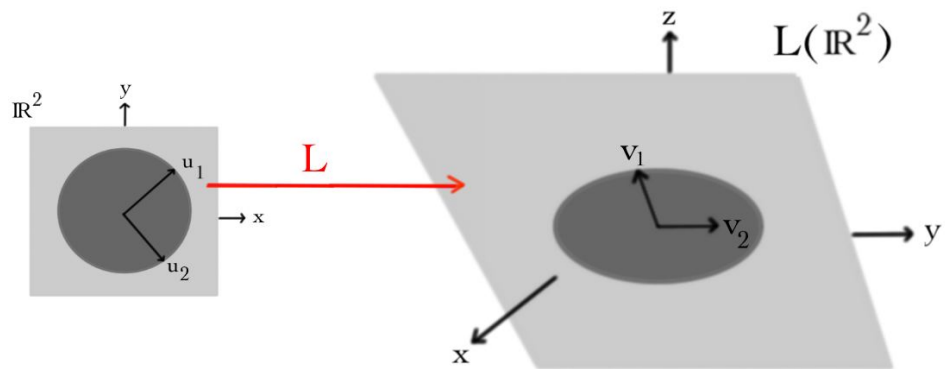
Finally note that arranging the column vectors of  $O$  and  $O'$  into change of basis matrices

$$P = \begin{pmatrix} \frac{1}{\sqrt{2}} & \frac{1}{\sqrt{2}} \\ \frac{1}{\sqrt{2}} & -\frac{1}{\sqrt{2}} \end{pmatrix}, \quad Q = \begin{pmatrix} \frac{1}{\sqrt{2}} & 0 & \frac{1}{\sqrt{2}} \\ 0 & -1 & 0 \\ -\frac{1}{\sqrt{2}} & 0 & \frac{1}{\sqrt{2}} \end{pmatrix}, \tag{17.1.29}$$

we have, as usual,

$M' = Q^{-1} M P$ ,

Singular vectors and values have a very nice geometric interpretation: they provide an orthonormal bases for the domain and range of  $L$  and give the factors by which  $L$  stretches the orthonormal input basis vectors. This is depicted below for the example we just computed:



### Contributors and Attributions

- [David Cherney](#), [Tom Denton](#), and [Andrew Waldron](#) (UC Davis)

This page titled [17.1: Singular Value Decomposition](#) is shared under a [not declared](#) license and was authored, remixed, and/or curated by [David Cherney, Tom Denton, & Andrew Waldron](#).

## 17.2: Review Problems

---

1. Let  $L : U \Rightarrow V$  be a linear transformation. Suppose  $v \in L(U)$  and you have found a vector  $u_{ps}$  that obeys  $L(u_{ps}) = v$ .

Explain why you need to compute  $\ker L$  to describe the solution set of the linear system  $L(u) = v$ .

2. Suppose that  $M$  is an  $m \times n$  matrix with trivial kernel. Show that for any vectors  $u$  and  $v$  in  $\mathbb{R}^m$ .

a)  $u^T M^T M v = v^T M^T M u$ .

b)  $v^T M^T M v \geq 0$ . In case you are concerned (you don't need to be) and for future reference, the notation  $v \geq 0$  means each component  $v^i \geq 0$ .

(*Hint:* Think about the dot product in  $\mathbb{R}^n$ .)

3. Rewrite the Gram-Schmidt algorithm in terms of projection matrices.

4. Show that if  $v_1, \dots, v_k$  are linearly independent that the matrix  $M = (v_1 \dots v_k)$  is not necessarily invertible but the matrix  $M^T M$  is invertible.

### Contributor

- [David Cherney](#), [Tom Denton](#), and [Andrew Waldron](#) (UC Davis)

---

This page titled [17.2: Review Problems](#) is shared under a [not declared](#) license and was authored, remixed, and/or curated by [David Cherney, Tom Denton, & Andrew Waldron](#).

## CHAPTER OVERVIEW

### 18: Symbols, Fields, Sample Exams, Online Resources, Movie Scripts

- 18.1: List of Symbols
- 18.2: Fields
- 18.3: Online Resources
- 18.4: Sample First Midterm
- 18.5: Sample Second Midterm
- 18.6: Sample Final Exam
- 18.7: Movie Scripts 1-2
- 18.8: Movie Scripts 3-4
- 18.9: Movie Scripts 5-6
- 18.10: Movie Scripts 7-8
- 18.11: Movie Scripts 9-10
- 18.12: Movie Scripts 11-12
- 18.13: Movie Scripts 13-14
- 18.14: Movie Scripts 15-16

#### Contributor

- [David Cherney](#), [Tom Denton](#), and [Andrew Waldron](#) (UC Davis)

---

This page titled [18: Symbols, Fields, Sample Exams, Online Resources, Movie Scripts](#) is shared under a [not declared](#) license and was authored, remixed, and/or curated by [David Cherney, Tom Denton, & Andrew Waldron](#).

## 18.1: List of Symbols

---

- $\epsilon$  "Is an element of".
- $\sim$  "Is equivalent to", see equivalence relations. Also "is row equivalent to" for matrices.
- $\mathbb{R}$  The real numbers.
- $I_n$  The  $n \times n$  identity matrix.
- $P_n^{\mathbb{F}}$  The vector space of polynomials of degree at most  $n$  with coefficients in the field  $\mathbb{F}$ .
- $M_k^r$  The vector space of  $r \times k$  matrices.

### Contributor

- [David Cherney](#), [Tom Denton](#), and [Andrew Waldron](#) (UC Davis)
- 

This page titled [18.1: List of Symbols](#) is shared under a [not declared](#) license and was authored, remixed, and/or curated by [David Cherney, Tom Denton, & Andrew Waldron](#).

## 18.2: Fields

### Definition

A *field*  $\mathbb{F}$  is a set with two operations  $+$  and  $\cdot$ , such that for all  $a, b, c \in \mathbb{F}$  the following axioms are satisfied:

- A1. Addition is associative  $(a + b) + c = a + (b + c)$ .
- A2. There exists an additive identity  $0$ .
- A3. Addition is commutative  $a + b = b + a$ .
- A4. There exists an additive inverse  $-a$ .
- M1. Multiplication is associative  $(a \cdot b) \cdot c = a \cdot (b \cdot c)$ .
- M2. There exists a multiplicative identity  $1$ .
- M3. Multiplication is commutative  $a \cdot b = b \cdot a$ .
- M4. There exists a multiplicative inverse  $a^{-1}$  if  $a \neq 0$ .
- D. The distributive law holds  $a \cdot (b + c) = ab + ac$ .

### Note

Roughly, all of the above mean that you have notions of  $+$ ,  $-$ ,  $\times$ ,  $\div$  just as for regular real numbers.

Fields are a very beautiful structure; some examples are rational numbers  $\mathbb{Q}$ , real numbers  $\mathbb{R}$ , and complex numbers  $\mathbb{C}$ . These examples are infinite, however this does not necessarily have to be the case. The smallest example of a field has just two elements,  $\mathbb{Z}_2 = 0, 1$  or *bits*. The rules for addition and multiplication are the usual ones save that

$$1 + 1 = 0. \tag{18.2.1}$$

### Contributor

- [David Cherney](#), [Tom Denton](#), and [Andrew Waldron](#) (UC Davis)

This page titled [18.2: Fields](#) is shared under a [not declared](#) license and was authored, remixed, and/or curated by [David Cherney](#), [Tom Denton](#), & [Andrew Waldron](#).

## 18.3: Online Resources

---

Here are some internet places to get linear algebra help:

1. Strang's MIT Linear Algebra Course. Videos of lectures and more:

<http://ocw.mit.edu/courses/mathematics/18-06-linear-algebra-spring-2010/>

2. Beezer's online Linear Algebra Course:

[linear.ups.edu/version3.html](http://linear.ups.edu/version3.html)

3. The Khan Academy has thousands of free videos on a multitude of topics including linear algebra:

[www.khanacademy.org/](http://www.khanacademy.org/)

4. The Linear Algebra toolkit:

<http://www.math.odu.edu/~bogacki/lat/>

5. Carter, Tapia and Papakonstantinou's online linear algebra resource:

<http://ceee.rice.edu/Books/LA/index.html>

6. S.O.S. Mathematics Matrix Algebra primer:

[www.sosmath.com/matrix/matrix.html](http://www.sosmath.com/matrix/matrix.html)

7. The Numerical Methods Guy on Youtube. Lots of worked examples:

<http://www.youtube.com/user/numericalmethodsguy>

8. Interactive Mathematics. Lots of useful math lessons on many topics:

<http://www.intmath.com/>

9. Stat Trek. A quick matrix tutorial for statistics students:

<http://stattrek.com/matrix-algebra/matrix.aspx>

10. Wolfram's Mathworld. An online mathematics encyclopædia:

<http://mathworld.wolfram.com/>

11. Paul Dawkin's online math notes:

<http://tutorial.math.lamar.edu/>

12. Math Doctor Bob:

<http://www.youtube.com/user/MathDoctorBob?feature=watch>

13. Some pictures of how to rotate objects with matrices:

<http://people.cornellcollege.edu/dsherman/visualize-matrix.html>

14. xkcd. Geek jokes:

<http://xkcd.com/184/>

15. See the bridge actually fall down:

<http://anothermathgeek.hubpages.com/hub/What-the-Heck-are-Eigenvalues-and-Eigenvectors>

### Contributor

- David Cherney, Tom Denton, and Andrew Waldron (UC Davis)

---

This page titled [18.3: Online Resources](#) is shared under a [not declared](#) license and was authored, remixed, and/or curated by [David Cherney, Tom Denton, & Andrew Waldron](#).

## 18.4: Sample First Midterm

Here are some worked problems typical for what you might expect on a first midterm examination.

1. Solve the following linear system. Write the solution set in vector form. Check your solution. Write one particular solution and one homogeneous solution, if they exist. What does the solution set look like geometrically?

\$\$

$$\begin{cases} x + 3y & = 4 \\ x - 2y + z & = 1 \\ 2x + y + z & = 5 \end{cases} \quad (18.4.1)$$

\]

2.

Consider the system

$$\begin{cases} x & - z + 2w & = -1 \\ x + y + z - w & = 2 \\ -y - 2z + 3w & = -3 \\ 5x + 2y - z + 4w & = 1 \end{cases} \quad (18.4.2)$$

a) Write an augmented matrix for this system.

b) Use elementary row operations to find its reduced row echelon form.

c) Write the solution set for the system in the form

$$S = \{X_0 + \sum_i \mu_i Y_i : \mu_i \in \mathbb{R}\}. \quad (18.4.3)$$

d) What are the vectors  $X_0$  and  $Y_i$  called *and* which matrix equations do they solve?

e) Check separately that  $X_0$  and each  $Y_i$  solve the matrix systems you claimed they solved in part (d).

3. Use row operations to invert the matrix

\$\$

$$\begin{pmatrix} 1 & 2 & 3 & 4 \\ 2 & 4 & 7 & 11 \\ 3 & 7 & 14 & 25 \\ 4 & 11 & 25 & 50 \end{pmatrix} \quad (18.4.4)$$

\]

4. Let  $M = \begin{pmatrix} 2 & 1 \\ 3 & -1 \end{pmatrix}$ . Calculate  $M^T M^{-1}$ . Is  $M$  symmetric? What is the trace of the transpose of  $f(M)$ , where  $f(x) = x^2 - 1$ ?

5. In this problem  $M$  is the matrix

$$M = \begin{pmatrix} \cos \theta & \sin \theta \\ -\sin \theta & \cos \theta \end{pmatrix} \quad (18.4.5)$$

and  $X$  is the vector

$$X = \begin{pmatrix} x \\ y \end{pmatrix}. \quad (18.4.6)$$

Calculate all possible dot products between the vectors  $X$  and  $MX$ . Compute the lengths of  $X$  and  $MX$ . What is the angle between the vectors  $MX$  and  $X$ . Draw a picture of these vectors in the plane. For what values of  $\theta$  do you expect equality in the triangle and Cauchy--Schwartz inequalities?

6. Let  $M$  be the matrix

$$\begin{pmatrix} 1 & 0 & 0 & 1 & 0 & 0 \\ 0 & 1 & 0 & 0 & 1 & 0 \\ 0 & 0 & 1 & 0 & 0 & 1 \\ 0 & 0 & 0 & 1 & 0 & 0 \\ 0 & 0 & 0 & 0 & 1 & 0 \\ 0 & 0 & 0 & 0 & 0 & 1 \end{pmatrix} \quad (18.4.7)$$

Find a formula for  $M^k$  for any positive integer power  $k$ . Try some simple examples like  $k = 2, 3$  if confused.

7.

**Determinants:** The determinant  $\det M$  of a  $2 \times 2$  matrix  $M = \begin{pmatrix} a & b \\ c & d \end{pmatrix}$  is defined by

$$\det M = ad - bc. \quad (18.4.8)$$

- For which values of  $\det M$  does  $M$  have an inverse?
- Write down all  $2 \times 2$  bit matrices with determinant 1. (Remember bits are either 0 or 1 and  $1 + 1 = 0$ .)
- Write down all  $2 \times 2$  bit matrices with determinant 0.
- Use one of the above examples to show why the following statement is FALSE.

\(\textit{Square matrices with the same determinant are always row equivalent.}\)

8. What does it mean for a function to be linear? Check that integration is a linear function from  $V$  to  $V$ , where  $V = \{f : \mathbb{R} \rightarrow \mathbb{R} \mid f \text{ is integrable}\}$  is a vector space over  $\mathbb{R}$  with usual addition and scalar multiplication.

9. What are the four main things we need to define for a vector space? Which of the following is a vector space over  $\mathbb{R}$ ? For those that are not vector spaces, modify one part of the definition to make it into a vector space.

- $V = \{2 \times 2 \text{ matrices with entries in } \mathbb{R}\}$ , usual matrix addition, and  $k \cdot \begin{pmatrix} a & b \\ c & d \end{pmatrix} = \begin{pmatrix} ka & b \\ kc & d \end{pmatrix}$  for  $k \in \mathbb{R}$ .
- $V = \{\text{polynomials with complex coefficients of degree } \leq 3\}$ , with usual addition and scalar multiplication of polynomials.
- $V = \{\text{vectors in } \mathbb{R}^3 \text{ with at least one entry containing a 1}\}$ , with usual addition and scalar multiplication.

10.

**Subspaces:** If  $V$  is a vector space, we say that  $U$  is a *subspace* of  $V$  when the set  $U$  is also a vector space, using the vector addition and scalar multiplication rules of the vector space  $V$ . (Remember that  $U \subset V$  says that " $U$  is a subset of  $V$ ", *i.e.*, all elements of  $U$  are also elements of  $V$ . The symbol  $\forall$  means "for all" and  $\in$  means "is an element of".)

Explain why additive closure ( $u + w \in U \forall u, w \in U$ ) and multiplicative closure ( $r \cdot u \in U \forall r \in \mathbb{R}, u \in U$ ) ensure that (i) the zero vector  $0 \in U$  and (ii) every  $u \in U$  has an additive inverse.

In fact it suffices to check closure under addition and scalar multiplication to verify that  $U$  is a vector space. Check whether the following choices of  $U$  are vector spaces:

$$\text{a) } U = \left\{ \begin{pmatrix} x \\ y \\ 0 \end{pmatrix} : x, y \in \mathbb{R} \right\}$$

$$b) U = \left\{ \begin{pmatrix} 1 \\ 0 \\ z \end{pmatrix} : z \in \mathbb{R} \right\}$$

### Solutions

1.

As an additional exercise, write out the row operations above the  $\sim$  signs below:

$$\left( \begin{array}{ccc|c} 1 & 3 & 0 & 4 \\ 1 & -2 & 1 & 1 \\ 2 & 1 & 1 & 5 \end{array} \right) \sim \left( \begin{array}{ccc|c} 1 & 3 & 0 & 4 \\ 0 & -5 & 1 & -3 \\ 0 & -5 & 1 & -3 \end{array} \right) \sim \left( \begin{array}{ccc|c} 1 & 0 & \frac{3}{5} & \frac{11}{5} \\ 0 & 1 & -\frac{1}{5} & \frac{3}{5} \\ 0 & 0 & 0 & 0 \end{array} \right) \quad (18.4.9)$$

Solution set

$$\left\{ \begin{pmatrix} x \\ y \\ z \end{pmatrix} = \begin{pmatrix} \frac{11}{5} \\ \frac{3}{5} \\ 0 \end{pmatrix} + \mu \begin{pmatrix} -\frac{3}{5} \\ \frac{1}{5} \\ 1 \end{pmatrix} : \mu \in \mathbb{R} \right\} \quad (18.4.10)$$

Geometrically this represents a line in  $\mathbb{R}^3$  through the point  $\begin{pmatrix} \frac{11}{5} \\ \frac{3}{5} \\ 0 \end{pmatrix}$  and running parallel to the vector  $\begin{pmatrix} -\frac{3}{5} \\ \frac{1}{5} \\ 1 \end{pmatrix}$ .

A particular solution is  $\begin{pmatrix} \frac{11}{5} \\ \frac{3}{5} \\ 0 \end{pmatrix}$  and a homogeneous solution is  $\begin{pmatrix} -\frac{3}{5} \\ \frac{1}{5} \\ 1 \end{pmatrix}$ .

As a double check note that

\$\$

\left(

$$\begin{array}{ccc} 1 & 3 & 0 \\ 1 & -2 & 1 \\ 2 & 1 & 1 \end{array} \quad (18.4.11)$$

\right)\

$$\begin{pmatrix} \frac{11}{5} \\ \frac{3}{5} \\ 0 \end{pmatrix} \quad (18.4.12)$$

=

$$\begin{pmatrix} 4 \\ 1 \\ 5 \end{pmatrix} \quad (18.4.13)$$

\mbox{ and }

\left(

$$\begin{array}{ccc} 1 & 3 & 0 \\ 1 & -2 & 1 \\ 2 & 1 & 1 \end{array} \quad (18.4.14)$$

\right)\

$$\begin{pmatrix} -\frac{3}{5} \\ \frac{1}{5} \\ 1 \end{pmatrix} \tag{18.4.15}$$

$$= \begin{pmatrix} 0 \\ 0 \\ 0 \end{pmatrix} \tag{18.4.16}$$

\, .

\]

2.

a) *Again, write out the row operations as an additional exercise.*

\$\$

\left(

$$\begin{array}{cccc|c} 1 & 0 & -1 & 2 & -1 \\ 1 & 1 & 1 & -1 & 2 \\ 0 & -1 & -2 & 3 & -3 \\ 5 & 2 & -1 & 4 & 1 \end{array} \tag{18.4.17}$$

\right)

\]

b)

\$\$

\sim

\left(

$$\begin{array}{cccc|c} 1 & 0 & -1 & 2 & -1 \\ 0 & 1 & 2 & -3 & 3 \\ 0 & -1 & -2 & 3 & -3 \\ 0 & 2 & 4 & -6 & 6 \end{array} \tag{18.4.18}$$

\right)

\sim

\left(

$$\begin{array}{cccc|c} 1 & 0 & -1 & 2 & -1 \\ 0 & 1 & 2 & -3 & 3 \\ 0 & 0 & 0 & 0 & 0 \\ 0 & 0 & 0 & 0 & 0 \end{array} \tag{18.4.19}$$

\right)

\]

c)

Solution set

\$\$

\left\{ X=

$$\begin{pmatrix} -1 \\ 3 \\ 0 \\ 0 \end{pmatrix} \tag{18.4.20}$$

$+\mu_1$

$$\begin{pmatrix} 1 \\ -2 \\ 1 \\ 0 \end{pmatrix} \quad (18.4.21)$$

$+\mu_2$

$$\begin{pmatrix} -2 \\ 3 \\ 0 \\ 1 \end{pmatrix} \quad (18.4.22)$$

$\mu_1, \mu_2 \in \mathbb{R}$

]

d)

The vector  $X_0 = \begin{pmatrix} -1 \\ 3 \\ 0 \\ 0 \end{pmatrix}$  is a particular solution and the vectors  $Y_1 = \begin{pmatrix} 1 \\ -2 \\ 1 \\ 0 \end{pmatrix}$  and  $Y_2 = \begin{pmatrix} -2 \\ 3 \\ 0 \\ 1 \end{pmatrix}$  are homogeneous solutions. Calling  $M = \begin{pmatrix} 1 & 0 & -1 & 2 \\ 1 & 1 & 1 & -1 \\ 0 & -1 & -2 & 3 \\ 5 & 2 & -1 & 4 \end{pmatrix}$  and  $V = \begin{pmatrix} -1 \\ 2 \\ -3 \\ 1 \end{pmatrix}$ , they obey

\$\$

$MX = V, \quad MY_1 = 0 = MY_2$ ,

]

e) This amounts to performing explicitly the matrix manipulations  $MX - V, MY_1, MY_2$  and checking they all return the zero vector.

3.

*As usual, be sure to write out the row operations above the  $\sim$ 's so your work can be easily checked.*

$$\left( \begin{array}{cccc|cccc} 1 & 2 & 3 & 4 & 1 & 0 & 0 & 0 \\ 2 & 4 & 7 & 11 & 0 & 1 & 0 & 0 \\ 3 & 7 & 14 & 25 & 0 & 0 & 1 & 0 \\ 4 & 11 & 25 & 50 & 0 & 0 & 0 & 1 \end{array} \right) \quad (18.4.23)$$

$$\sim \left( \begin{array}{cccc|cccc} 1 & 2 & 3 & 4 & 1 & 0 & 0 & 0 \\ 0 & 0 & 1 & 3 & -2 & 1 & 0 & 0 \\ 0 & 1 & 5 & 13 & -3 & 0 & 1 & 0 \\ 0 & 3 & 13 & 34 & -4 & 0 & 0 & 1 \end{array} \right) \quad (18.4.24)$$

$$\sim \left( \begin{array}{cccc|cccc} 1 & 0 & -7 & -22 & 7 & 0 & -2 & 0 \\ 0 & 1 & 5 & 13 & -3 & 0 & 1 & 0 \\ 0 & 0 & 1 & 3 & -2 & 1 & 0 & 0 \\ 0 & 0 & -2 & -5 & 5 & 0 & -3 & 1 \end{array} \right) \quad (18.4.25)$$

$$\sim \left( \begin{array}{cccc|cccc} 1 & 0 & 0 & -1 & -7 & 7 & -2 & 0 \\ 0 & 1 & 0 & -2 & 7 & -5 & 1 & 0 \\ 0 & 0 & 1 & 3 & -2 & 1 & 0 & 0 \\ 0 & 0 & 0 & 1 & 1 & 2 & -3 & 1 \end{array} \right) \quad (18.4.26)$$

$$\sim \left( \begin{array}{cccc|cccc} 1 & 0 & 0 & 0 & -6 & 9 & -5 & 1 \\ 0 & 1 & 0 & 0 & 9 & -1 & -5 & 2 \\ 0 & 0 & 1 & 0 & -5 & -5 & 9 & -3 \\ 0 & 0 & 0 & 1 & 1 & 2 & -3 & 1 \end{array} \right). \quad (18.4.27)$$

Check  
\$\$

$$\begin{pmatrix} 1 & 2 & 3 & 4 \\ 2 & 4 & 7 & 11 \\ 3 & 7 & 14 & 25 \\ 4 & 11 & 25 & 50 \end{pmatrix} \quad (18.4.28)$$

$$\begin{pmatrix} -6 & 9 & -5 & 1 \\ 9 & -1 & -5 & 2 \\ -5 & -5 & 9 & -3 \\ 1 & 2 & -3 & 1 \end{pmatrix} \quad (18.4.29)$$

=

$$\begin{pmatrix} 1 & 0 & 0 & 0 \\ 0 & 1 & 0 & 0 \\ 0 & 0 & 1 & 0 \\ 0 & 0 & 0 & 1 \end{pmatrix} \quad (18.4.30)$$

\, .  
\]  
4.

$$M^T M^{-1} = \begin{pmatrix} 2 & 3 \\ 1 & -1 \end{pmatrix} \begin{pmatrix} \frac{1}{5} & \frac{1}{5} \\ \frac{3}{5} & -\frac{2}{5} \end{pmatrix} = \begin{pmatrix} \frac{11}{5} & -\frac{4}{5} \\ -\frac{2}{5} & \frac{3}{5} \end{pmatrix}. \quad (18.4.31)$$

Since  $M^T M^{-1} \neq I$ , it follows  $M^T \neq M$  so  $M$  is *not* symmetric.

Finally

$$\text{tr}f(M)^T = \text{tr}f(M) = \text{tr}(M^2 - I) = \text{tr} \begin{pmatrix} 2 & 1 \\ 3 & -1 \end{pmatrix} \begin{pmatrix} 2 & 1 \\ 3 & -1 \end{pmatrix} - \text{tr}I \quad (18.4.32)$$

\$\$

$$=(2 \cdot 2 + 1 \cdot 3) + (3 \cdot 1 + (-1) \cdot (-1)) - 2 = 9, .$$

\]

5. First

$$X \cdot (MX) = X^T M X = \begin{pmatrix} x & y \end{pmatrix} \begin{pmatrix} \cos \theta & \sin \theta \\ -\sin \theta & \cos \theta \end{pmatrix} \begin{pmatrix} x \\ y \end{pmatrix} \quad (18.4.33)$$

$$= (x \ y) \begin{pmatrix} x \cos \theta + y \sin \theta \\ -x \sin \theta + y \cos \theta \end{pmatrix} = (x^2 + y^2) \cos \theta. \quad (18.4.34)$$

Now  $\|X\| = \sqrt{X \cdot X} = \sqrt{x^2 + y^2}$  and  $(MX) \cdot (MX) = XM^T MX$ . But

$$M^T M = \begin{pmatrix} \cos \theta & -\sin \theta \\ \sin \theta & \cos \theta \end{pmatrix} \begin{pmatrix} \cos \theta & \sin \theta \\ -\sin \theta & \cos \theta \end{pmatrix} \quad (18.4.35)$$

$$= \begin{pmatrix} \cos^2 \theta + \sin^2 \theta & 0 \\ 0 & \cos^2 \theta + \sin^2 \theta \end{pmatrix} = I. \quad (18.4.36)$$

Hence  $\|MX\| = \|X\| = \sqrt{x^2 + y^2}$ . Thus the cosine of the angle between  $X$  and  $MX$  is given by

$$\frac{X \cdot (MX)}{\|X\| \|MX\|} = \frac{(x^2 + y^2) \cos \theta}{\sqrt{x^2 + y^2} \sqrt{x^2 + y^2}} = \cos \theta. \quad (18.4.37)$$

In other words, the angle is  $\theta$  OR  $-\theta$ . You should draw two pictures, one where the angle between  $X$  and  $MX$  is  $\theta$ , the other where it is  $-\theta$ .

For Cauchy--Schwartz,  $\frac{|X \cdot (MX)|}{\|X\| \|MX\|} = |\cos \theta| = 1$  when  $\theta = 0, \pi$ . For the triangle equality  $MX = X$  achieves  $\|X + MX\| = \|X\| + \|MX\|$ , which requires  $\theta = 0$ .

6. This is a block matrix problem. Notice the that matrix  $M$  is really just  $M = \begin{pmatrix} I & I \\ 0 & I \end{pmatrix}$ , where  $I$  and  $0$  are the  $3 \times 3$  identity zero matrices, respectively. But

$$M^2 = \begin{pmatrix} I & I \\ 0 & I \end{pmatrix} \begin{pmatrix} I & I \\ 0 & I \end{pmatrix} = \begin{pmatrix} I & 2I \\ 0 & I \end{pmatrix} \quad (18.4.38)$$

and

$$M^3 = \begin{pmatrix} I & I \\ 0 & I \end{pmatrix} \begin{pmatrix} I & 2I \\ 0 & I \end{pmatrix} = \begin{pmatrix} I & 3I \\ 0 & I \end{pmatrix} \quad (18.4.39)$$

so,  $M^k = \begin{pmatrix} I & kI \\ 0 & I \end{pmatrix}$ , or explicitly

\$\$

$M^k =$

$$\begin{pmatrix} 1 & 0 & 0 & k & 0 & 0 \\ 0 & 1 & 0 & 0 & k & 0 \\ 0 & 0 & 1 & 0 & 0 & k \\ 0 & 0 & 0 & 1 & 0 & 0 \\ 0 & 0 & 0 & 0 & 1 & 0 \\ 0 & 0 & 0 & 0 & 0 & 1 \end{pmatrix} \quad (18.4.40)$$

\,

\]

7.

a) Whenever  $\det M = ad - bc \neq 0$ .

b) Unit determinant bit matrices:

\$\$

$$\begin{pmatrix} 1 & 0 \\ 0 & 1 \end{pmatrix} \tag{18.4.41}$$

$$\begin{pmatrix} 1 & 1 \\ 0 & 1 \end{pmatrix} \tag{18.4.42}$$

$$\begin{pmatrix} 1 & 0 \\ 1 & 1 \end{pmatrix} \tag{18.4.43}$$

$$\begin{pmatrix} 0 & 1 \\ 1 & 0 \end{pmatrix} \tag{18.4.44}$$

$$\begin{pmatrix} 1 & 1 \\ 1 & 0 \end{pmatrix} \tag{18.4.45}$$

$$\begin{pmatrix} 0 & 1 \\ 1 & 1 \end{pmatrix} \tag{18.4.46}$$

c) Bit matrices with vanishing determinant:

$$\begin{pmatrix} 0 & 0 \\ 0 & 0 \end{pmatrix}, \begin{pmatrix} 1 & 0 \\ 0 & 0 \end{pmatrix}, \begin{pmatrix} 0 & 1 \\ 0 & 0 \end{pmatrix}, \begin{pmatrix} 0 & 0 \\ 1 & 0 \end{pmatrix}, \begin{pmatrix} 0 & 0 \\ 0 & 1 \end{pmatrix}, \tag{18.4.47}$$

$$\begin{pmatrix} 1 & 1 \\ 0 & 0 \end{pmatrix}, \begin{pmatrix} 0 & 0 \\ 1 & 1 \end{pmatrix}, \begin{pmatrix} 1 & 0 \\ 1 & 0 \end{pmatrix}, \begin{pmatrix} 0 & 1 \\ 0 & 1 \end{pmatrix}, \begin{pmatrix} 1 & 1 \\ 1 & 1 \end{pmatrix}. \tag{18.4.48}$$

As a check, count that the total number of  $2 \times 2$  bit matrices is  $2^{(\text{number of entries})} = 2^4 = 16$ .

d) To disprove this statement, we just need to find a single counterexample. All the unit determinant examples above are actually row equivalent to the identity matrix, so focus on the bit matrices with vanishing determinant. Then notice (for example), that

$$\begin{pmatrix} 1 & 1 \\ 0 & 0 \end{pmatrix} \not\sim \begin{pmatrix} 0 & 0 \\ 0 & 0 \end{pmatrix}. \tag{18.4.49}$$

So we have found a pair of matrices that are not row equivalent but do have the same determinant. It follows that the statement is false.

8. We can call a function  $f: V \rightarrow W$  *linear* if the sets  $V$  and  $W$  are vector spaces and  $f$  obeys

$$f(\alpha u + \beta v) = \alpha f(u) + \beta f(v), \tag{18.4.50}$$

for all  $u, v \in V$  and  $\alpha, \beta \in \mathbb{R}$ .

Now, integration is a linear transformation from the space  $V$  of all integrable functions (don't be confused between the definition of a linear function above, and integrable functions  $f(x)$  which here are the vectors in  $V$ ) to the real numbers  $\mathbb{R}$ , because

$$\int_{-\infty}^{\infty} (\alpha f(x) + \beta g(x)) dx = \alpha \int_{-\infty}^{\infty} f(x) dx + \beta \int_{-\infty}^{\infty} g(x) dx.$$

9. The four main ingredients are (i) a set  $V$  of vectors, (ii) a number field  $K$  (usually  $K = \mathbb{R}$ ), (iii) a rule for adding vectors (vector addition) and (iv) a way to multiply vectors by a number to produce a new vector (scalar multiplication). There are, of course, ten rules that these four ingredients must obey.

a) This is not a vector space. Notice that distributivity of scalar multiplication requires  $2u = (1 + 1)u = u + u$  for any vector  $u$  but

$$2 \cdot \begin{pmatrix} a & b \\ c & d \end{pmatrix} = \begin{pmatrix} 2a & b \\ 2c & d \end{pmatrix} \quad (18.4.51)$$

which does *not* equal

$$\begin{pmatrix} a & b \\ c & d \end{pmatrix} + \begin{pmatrix} a & b \\ c & d \end{pmatrix} = \begin{pmatrix} 2a & 2b \\ 2c & 2d \end{pmatrix}. \quad (18.4.52)$$

This could be repaired by taking

$$k \cdot \begin{pmatrix} a & b \\ c & d \end{pmatrix} = \begin{pmatrix} ka & kb \\ kc & kd \end{pmatrix}. \quad (18.4.53)$$

b) This is a vector space. Although, the question does not ask you to, it is a useful exercise to verify that all [ten vector space rules](#) are satisfied.

c) This is not a vector space for many reasons. An easy one is that  $(1, -1, 0)$  and  $(-1, 1, 0)$  are both in the space, but their sum  $(0, 0, 0)$  is not (*i.e.*, additive closure fails). The easiest way to repair this would be to drop the requirement that there be at least one entry equaling 1.

## 10.

(i) Thanks to multiplicative closure, if  $u \in U$ , so is  $(-1) \cdot u$ . But  $(-1) \cdot u + u = (-1) \cdot u + 1 \cdot u = (-1 + 1) \cdot u = 0 \cdot u = 0$  (at each step in this chain of equalities we have used the fact that  $V$  is a vector space and therefore can use its vector space rules). In particular, this means that the zero vector of  $V$  is in  $U$  and is its zero vector also. (ii) Also, in  $V$ , for each  $u$  there is an element  $-u$  such that  $u + (-u) = 0$ . But by additive closure,  $(-u)$  must also be in  $U$ , thus every  $u \in U$  has an additive inverse.

a) This is a vector space. First we check additive closure: let  $\begin{pmatrix} x \\ y \\ 0 \end{pmatrix}$  and  $\begin{pmatrix} z \\ w \\ 0 \end{pmatrix}$  be arbitrary vectors in  $U$ . But since  $\begin{pmatrix} x \\ y \\ 0 \end{pmatrix} + \begin{pmatrix} z \\ w \\ 0 \end{pmatrix} = \begin{pmatrix} x + z \\ y + w \\ 0 \end{pmatrix}$ , so is their sum (because vectors in  $U$  are those whose third component vanishes). Multiplicative closure is similar: for any  $\alpha \in \mathbb{R}$ ,  $\alpha \begin{pmatrix} x \\ y \\ 0 \end{pmatrix} = \begin{pmatrix} \alpha x \\ \alpha y \\ 0 \end{pmatrix}$ , which also has no third component, so is in  $U$ .

b) This is not a vector space for various reasons. A simple one is that  $u = \begin{pmatrix} 1 \\ 0 \\ z \end{pmatrix}$  is in  $U$  but the vector  $u + u = \begin{pmatrix} 2 \\ 0 \\ 2z \end{pmatrix}$  is not in  $U$  (it has a 2 in the first component, but vectors in  $U$  always have a 1 there).

### Contributor

- [David Cherney](#), [Tom Denton](#), and [Andrew Waldron](#) (UC Davis)

This page titled [18.4: Sample First Midterm](#) is shared under a [not declared](#) license and was authored, remixed, and/or curated by [David Cherney](#), [Tom Denton](#), & [Andrew Waldron](#).

## 18.5: Sample Second Midterm

Here are some worked problems typical for what you might expect on a second midterm examination.

1.

Find an LU decomposition for the matrix

$$\begin{pmatrix} 1 & 1 & -1 & 2 \\ 1 & 3 & 2 & 2 \\ -1 & -3 & -4 & 6 \\ 0 & 4 & 7 & -2 \end{pmatrix} \quad (18.5.1)$$

Use your result to solve the system

\$\$

\left\{

$$\begin{aligned} x + y - z + 2w &= 7 \\ x + 3y + 2z + 2w &= 6 \\ -x - 3y - 4z + 6w &= 12 \\ 4y + 7z - 2w &= -7 \end{aligned} \quad (18.5.2)$$

\right.

\}

2.

Let

$$A = \begin{pmatrix} 1 & 1 & 1 \\ 2 & 2 & 3 \\ 4 & 5 & 6 \end{pmatrix}. \quad (18.5.3)$$

Compute  $\det A$ .

Find all solutions to (i)  $AX = \mathbf{0}$  and (ii)  $AX = \begin{pmatrix} 1 \\ 2 \\ 3 \end{pmatrix}$  for the vector  $X \in \mathbb{R}^3$ . Find, but do not solve, the characteristic polynomial of

A.

3.

Let  $M$  be any  $2 \times 2$  matrix. Show

\$\$

$$\det M = \frac{1}{2} \{\operatorname{tr} M\}^2 + \frac{1}{2} \{\operatorname{tr} M\}^2,$$

\}

4.

**The permanent:** Let  $M = (M_{ij}^i)$  be an  $n \times n$  matrix. An operation producing a single number from  $M$  similar to the determinant is the "permanent"

$$\operatorname{perm} M = \sum_{\sigma} M_{\sigma(1)}^1 M_{\sigma(2)}^2 \cdots M_{\sigma(n)}^n. \quad (18.5.4)$$

For example

$$\operatorname{perm} \begin{pmatrix} a & b \\ c & d \end{pmatrix} = ad + bc. \quad (18.5.5)$$

Calculate

$$\text{perm} \begin{pmatrix} 1 & 2 & 3 \\ 4 & 5 & 6 \\ 7 & 8 & 9 \end{pmatrix}. \quad (18.5.6)$$

What do you think would happen to the permanent of an  $n \times n$  matrix  $M$  if (include a *brief* explanation with each answer):

- You multiplied  $M$  by a number  $\lambda$ .
- You multiplied a row of  $M$  by a number  $\lambda$ .
- You took the transpose of  $M$ .
- You swapped two rows of  $M$ .

5.

Let  $X$  be an  $n \times 1$  matrix subject to

$$X^T X = (1), \quad (18.5.7)$$

and define

$$H = I - 2XX^T, \quad (18.5.8)$$

(where  $I$  is the  $n \times n$  identity matrix).

Show

\$\$

$$H = H^{-1}.$$

\]

6. Suppose  $\lambda$  is an eigenvalue of the matrix  $M$  with associated eigenvector  $v$ . Is  $v$  an eigenvector of  $M^k$  (where  $k$  is any positive integer)? If so, what would the associated eigenvalue be?

Now suppose that the matrix  $N$  is *nilpotent, i.e.*

$$N^k = 0 \quad (18.5.9)$$

for some integer  $k \geq 2$ . Show that 0 is the only eigenvalue of  $N$ .

7.

Let  $M = \begin{pmatrix} 3 & -5 \\ 1 & -3 \end{pmatrix}$ . Compute  $M^{12}$ . (Hint:  $2^{12} = 4096$ .)

8. *(The Cayley Hamilton Theorem)*:

Calculate the characteristic polynomial  $P_M(\lambda)$  of the matrix  $M = \begin{pmatrix} a & b \\ c & d \end{pmatrix}$ . Now compute the matrix polynomial  $P_M(M)$ . What do you observe? Now suppose the  $n \times n$  matrix  $A$  is "similar" to a diagonal matrix  $D$ , in other words

$$A = P^{-1}DP \quad (18.5.10)$$

for some invertible matrix  $P$  and  $D$  is a matrix with values  $\lambda_1, \lambda_2, \dots, \lambda_n$  along its diagonal. Show that the two matrix polynomials  $P_A(A)$  and  $P_A(D)$  are similar (i.e.  $P_A(A) = P^{-1}P_A(D)P$ ). Finally, compute  $P_A(D)$ , what can you say about  $P_A(A)$ ?

9.

*Define* what it means for a set  $U$  to be a subspace of a vector space  $V$ . Now let  $U$  and  $W$  be non-trivial subspaces of  $V$ . Are the

following also subspaces? (Remember that  $\cup$  means "union" and  $\cap$  means "intersection".)

- $(U \cup W)$
- $(U \cap W)$

In each case *draw* examples in  $\mathbb{R}^3$  that justify your answers. If you answered "yes" to either part also give a general explanation why this is the case.

10.

**Define** what it means for a set of vectors  $\{v_1, v_2, \dots, v_n\}$  to (i) be linearly independent, (ii) span a vector space  $V$  and (iii) be a basis for a vector space  $V$ .

Consider the following vectors in  $\mathbb{R}^3$

$$u = \begin{pmatrix} -1 \\ -4 \\ 3 \end{pmatrix}, \quad v = \begin{pmatrix} 4 \\ 5 \\ 0 \end{pmatrix}, \quad w = \begin{pmatrix} 10 \\ 7 \\ h+3 \end{pmatrix}. \quad (18.5.11)$$

For which values of  $h$  is  $\{u, v, w\}$  a basis for  $\mathbb{R}^3$ ?

## Solutions

1.

$$\begin{pmatrix} 1 & 1 & -1 & 2 \\ 1 & 3 & 2 & 2 \\ -1 & -3 & -4 & 6 \\ 0 & 4 & 7 & -2 \end{pmatrix} = \begin{pmatrix} 1 & 0 & 0 & 0 \\ 1 & 1 & 0 & 0 \\ -1 & 0 & 1 & 0 \\ 0 & 0 & 0 & 1 \end{pmatrix} \begin{pmatrix} 1 & 1 & -1 & 2 \\ 0 & 2 & 3 & 0 \\ 0 & -2 & -5 & 8 \\ 0 & 4 & 7 & -2 \end{pmatrix} \quad (18.5.12)$$

$$= \begin{pmatrix} 1 & 0 & 0 & 0 \\ 1 & 1 & 0 & 0 \\ -1 & -1 & 1 & 0 \\ 0 & 2 & 0 & 1 \end{pmatrix} \begin{pmatrix} 1 & 1 & -1 & 2 \\ 0 & 2 & 3 & 0 \\ 0 & 0 & -2 & 8 \\ 0 & 0 & 1 & -2 \end{pmatrix} \quad (18.5.13)$$

$$= \begin{pmatrix} 1 & 0 & 0 & 0 \\ 1 & 1 & 0 & 0 \\ -1 & -1 & 1 & 0 \\ 0 & 2 & -\frac{1}{2} & 1 \end{pmatrix} \begin{pmatrix} 1 & 1 & -1 & 2 \\ 0 & 2 & 3 & 0 \\ 0 & 0 & -2 & 8 \\ 0 & 0 & 0 & 2 \end{pmatrix}. \quad (18.5.14)$$

To solve  $MX = V$  using  $M = LU$  we first solve  $LW = V$  whose augmented matrix reads

$$\left( \begin{array}{cccc|c} 1 & 0 & 0 & 0 & 7 \\ 1 & 1 & 0 & 0 & 6 \\ -1 & -1 & 1 & 0 & 12 \\ 0 & 2 & -\frac{1}{2} & 1 & -7 \end{array} \right) \sim \left( \begin{array}{cccc|c} 1 & 0 & 0 & 0 & 7 \\ 0 & 1 & 0 & 0 & -1 \\ 0 & 0 & 1 & 0 & 18 \\ 0 & 2 & -\frac{1}{2} & 1 & -7 \end{array} \right) \quad (18.5.15)$$

$$\sim \left( \begin{array}{cccc|c} 1 & 0 & 0 & 0 & 7 \\ 0 & 1 & 0 & 0 & -1 \\ 0 & 0 & 1 & 0 & 18 \\ 0 & 0 & 0 & 1 & 4 \end{array} \right), \quad (18.5.16)$$

from which we can read off  $W$ . Now we compute  $X$  by solving  $UX = W$  with the augmented matrix

$$\left( \begin{array}{cccc|c} 1 & 1 & -1 & 2 & 7 \\ 0 & 2 & 3 & 0 & -1 \\ 0 & 0 & -2 & 8 & 18 \\ 0 & 0 & 0 & 2 & 4 \end{array} \right) \sim \left( \begin{array}{cccc|c} 1 & 1 & -1 & 2 & 7 \\ 0 & 2 & 3 & 0 & -1 \\ 0 & 0 & -2 & 0 & 2 \\ 0 & 0 & 0 & 1 & 2 \end{array} \right) \quad (18.5.17)$$

$$\sim \left( \begin{array}{cccc|c} 1 & 1 & -1 & 2 & 7 \\ 0 & 2 & 0 & 0 & 2 \\ 0 & 0 & 1 & 0 & -1 \\ 0 & 0 & 0 & 1 & 2 \end{array} \right) \sim \left( \begin{array}{cccc|c} 1 & 0 & 0 & 0 & 1 \\ 0 & 1 & 0 & 0 & 1 \\ 0 & 0 & 1 & 0 & -1 \\ 0 & 0 & 0 & 1 & 2 \end{array} \right) \quad (18.5.18)$$

So  $x = 1$ ,  $y = 1$ ,  $z = -1$  and  $w = 2$ .

2.

$$\det A = 1.(2.6 - 3.5) - 1.(2.6 - 3.4) + 1.(2.5 - 2.4) = -1. \quad (18.5.19)$$

(i) Since  $\det A \neq 0$ , the homogeneous system  $AX = 0$  only has the solution  $X = 0$ .

(ii) It is efficient to compute the adjoint

$$\text{adj } A = \begin{pmatrix} -3 & 0 & 2 \\ -1 & 2 & -1 \\ 1 & -1 & 0 \end{pmatrix}^T = \begin{pmatrix} -3 & -1 & 1 \\ 0 & 2 & -1 \\ 2 & -1 & 0 \end{pmatrix} \quad (18.5.20)$$

Hence

$$A^{-1} = \begin{pmatrix} 3 & 1 & -1 \\ 0 & -2 & 1 \\ -2 & 1 & 0 \end{pmatrix}. \quad (18.5.21)$$

Thus

$$X = \begin{pmatrix} 3 & 1 & -1 \\ 0 & -2 & 1 \\ -2 & 1 & 0 \end{pmatrix} \begin{pmatrix} 1 \\ 2 \\ 3 \end{pmatrix} = \begin{pmatrix} 2 \\ -1 \\ 0 \end{pmatrix}. \quad (18.5.22)$$

Finally,

$$P_A(\lambda) = -\det \begin{pmatrix} 1-\lambda & 1 & 1 \\ 2 & 2-\lambda & 3 \\ 4 & 5 & 6-\lambda \end{pmatrix} \quad (18.5.23)$$

$$= -[(1-\lambda)(2-\lambda)(6-\lambda) - 15] - [2.(6-\lambda) - 12] + [10 - 4.(2-\lambda)] \quad (18.5.24)$$

\$\$

$$= \lambda^3 - 9\lambda^2 - \lambda + 1,$$

\]

3.

Call  $M = \begin{pmatrix} a & b \\ c & d \end{pmatrix}$ . Then  $\det M = ad - bc$ , yet

$$-\frac{1}{2} \operatorname{tr} M^2 + \frac{1}{2} (\operatorname{tr} M)^2 = -\frac{1}{2} \operatorname{tr} \begin{pmatrix} a^2 + bc & * \\ * & bc + d^2 \end{pmatrix} - \frac{1}{2} (a + d)^2 \quad (18.5.25)$$

$$= -\frac{1}{2} (a^2 + 2bc + d^2) + \frac{1}{2} (a^2 + 2ad + d^2) = ad - bc, \quad (18.5.26)$$

which is what we were asked to show.

4.

\$\$

{rm perm}

$$\begin{pmatrix} 1 & 2 & 3 \\ 4 & 5 & 6 \\ 7 & 8 & 9 \end{pmatrix} \quad (18.5.27)$$

$$= 1 \cdot (5 \cdot 9 + 6 \cdot 8) + 2 \cdot (4 \cdot 9 + 6 \cdot 7) + 3 \cdot (4 \cdot 8 + 5 \cdot 7) = 450, .$$

\]

a) Multiplying  $M$  by  $\lambda$  replaces every matrix element  $M_{\sigma(j)}^i$  in the formula for the permanent by  $\lambda M_{\sigma(j)}^i$ , and therefore produces an overall factor  $\lambda^n$ .

b) Multiplying the  $i^{\text{th}}$  row by  $\lambda$  replaces  $M_{\sigma(j)}^i$  in the formula for the permanent by  $\lambda M_{\sigma(j)}^i$ . Therefore the permanent is multiplied by an overall factor  $\lambda$ .

c) The permanent of a matrix transposed equals the permanent of the original matrix, because in the formula for the permanent this amounts to summing over permutations of rows rather than columns. But we could then sort the product  $M_1^{\sigma(1)} M_2^{\sigma(2)} \dots M_n^{\sigma(n)}$  back into its original order using the inverse permutation  $\sigma^{-1}$ . But summing over permutations is equivalent to summing over inverse permutations, and therefore the permanent is unchanged.

d) Swapping two rows also leaves the permanent unchanged. The argument is almost the same as in the previous part, except that we need only reshuffle two matrix elements  $M_{\sigma(i)}^j$  and  $M_{\sigma(j)}^i$  (in the case where rows  $i$  and  $j$  were swapped). Then we use the fact that summing over all permutations  $\sigma$  or over all permutations  $\tilde{\sigma}$  obtained by swapping a pair in  $\sigma$  are equivalent operations.

5. Firstly, let's call  $I = 1$  (the  $1 \times 1$  identity matrix). Then we calculate

$$H^T = (I - 2XX^T)^T = I^T - 2(XX^T)^T = I - 2(X^T)^T X^T = I - 2XX^T = H, \quad (18.5.28)$$

which demonstrates the first equality. Now we compute

$$H^2 = (I - 2XX^T)(I - 2XX^T) = I - 4XX^T + 4XX^T XX^T \quad (18.5.29)$$

$$= I - 4XX^T + 4X(X^T X)X^T = I - 4XX^T + 4X \cdot 1 \cdot X^T = I. \quad (18.5.30)$$

So, since  $HH = I$ , we have  $H^{-1} = H$ .

6. We know  $Mv = \lambda v$ . Hence

$$M^2 v = MMv = M\lambda v = \lambda Mv = \lambda^2 v, \quad (18.5.31)$$

and similarly

$$M^k v = \lambda M^{k-1} v = \dots = \lambda^k v. \quad (18.5.32)$$

So  $v$  is an eigenvector of  $M^k$  with eigenvalue  $\lambda^k$ .

Now let us assume  $v$  is an eigenvector of the nilpotent matrix  $N$  with eigenvalue  $\lambda$ . Then from above

$$N^k v = \lambda^k v \quad (18.5.33)$$

but by nilpotence, we also have

$$N^k v = 0 \quad (18.5.34)$$

Hence  $\lambda^k v = 0$  and  $v$  (being an eigenvector) cannot vanish. Thus  $\lambda^k = 0$  and in turn  $\lambda = 0$ .

7. Let us think about the eigenvalue problem  $Mv = \lambda v$ . This has solutions when

$$0 = \det \begin{pmatrix} 3 - \lambda & -5 \\ 1 & -3 - \lambda \end{pmatrix} = \lambda^2 - 4 \Rightarrow \lambda = \pm 2. \quad (18.5.35)$$

The associated eigenvalues solve the homogeneous systems (in augmented matrix form)

$$\left( \begin{array}{cc|c} 1 & -5 & 0 \\ 1 & -5 & 0 \end{array} \right) \sim \left( \begin{array}{cc|c} 1 & -5 & 0 \\ 0 & 0 & 0 \end{array} \right) \text{ and } \left( \begin{array}{cc|c} 5 & -5 & 0 \\ 1 & -1 & 0 \end{array} \right) \sim \left( \begin{array}{cc|c} 1 & -1 & 0 \\ 0 & 0 & 0 \end{array} \right), \quad (18.5.36)$$

respectively, so are  $v_2 = \begin{pmatrix} 5 \\ 1 \end{pmatrix}$  and  $v_{-2} = \begin{pmatrix} 1 \\ 1 \end{pmatrix}$ . Hence  $M^{12}v_2 = 2^{12}v_2$  and  $M^{12}v_{-2} = (-2)^{12}v_{-2}$ . Now,  $\begin{pmatrix} x \\ y \end{pmatrix} = \frac{x-y}{4} \begin{pmatrix} 5 \\ 1 \end{pmatrix} - \frac{x-5y}{4} \begin{pmatrix} 1 \\ 1 \end{pmatrix}$  (this was obtained by solving the linear system  $av_2 + bv_{-2} =$  for  $a$  and  $b$ ).

Thus

$$M \begin{pmatrix} x \\ y \end{pmatrix} = \frac{x-y}{4} Mv_2 - \frac{x-5y}{4} Mv_{-2} \quad (18.5.37)$$

$$= 2^{12} \left( \frac{x-y}{4} v_2 - \frac{x-5y}{4} v_{-2} \right) = 2^{12} \begin{pmatrix} x \\ y \end{pmatrix}. \quad (18.5.38)$$

Thus

$$M^{12} = \begin{pmatrix} 4096 & 0 \\ 0 & 4096 \end{pmatrix}. \quad (18.5.39)$$

*If you understand the above explanation, then you have a good understanding of diagonalization. A quicker route is simply to observe that  $M^2 = \begin{pmatrix} 4 & 0 \\ 0 & 4 \end{pmatrix}$ .*

8.

$$P_M(\lambda) = (-1)^2 \det \begin{pmatrix} a - \lambda & b \\ c & d - \lambda \end{pmatrix} = (\lambda - a)(\lambda - d) - bc. \quad (18.5.40)$$

Thus

$$P_M(M) = (M - aI)(M - dI) - bcI \quad (18.5.41)$$

$$= \left( \begin{pmatrix} a & b \\ c & d \end{pmatrix} - \begin{pmatrix} a & 0 \\ 0 & a \end{pmatrix} \right) \left( \begin{pmatrix} a & b \\ c & d \end{pmatrix} - \begin{pmatrix} d & 0 \\ 0 & d \end{pmatrix} \right) - \begin{pmatrix} bc & 0 \\ 0 & bc \end{pmatrix} \quad (18.5.42)$$

$$= \begin{pmatrix} 0 & b \\ c & d-a \end{pmatrix} \begin{pmatrix} a-d & b \\ c & 0 \end{pmatrix} - \begin{pmatrix} bc & 0 \\ 0 & bc \end{pmatrix} = 0. \quad (18.5.43)$$

Observe that any  $2 \times 2$  matrix is a zero of its own characteristic polynomial (*in fact this holds for square matrices of any size*).

Now if  $A = P^{-1}DP$  then  $A^2 = P^{-1}DPP^{-1}DP = P^{-1}D^2P$ . Similarly  $A^k = P^{-1}D^kP$ . So for *any* matrix polynomial we have

$$\begin{aligned} & A^n + c_1A^{n-1} + \dots + c_{n-1}A + c_nI \\ &= P^{-1}D^nP + c_1P^{-1}D^{n-1}P + \dots + c_{n-1}P^{-1}DP + c_nP^{-1}P \\ &= P^{-1}(D^n + c_1D^{n-1} + \dots + c_{n-1}D + c_nI)P. \end{aligned}$$

Thus we may conclude  $P_A(A) = P^{-1}P_A(D)P$ .

Now suppose

$$D = \begin{pmatrix} \lambda_1 & 0 & \dots & 0 \\ 0 & \lambda_2 & & 0 \\ \vdots & & \ddots & \vdots \\ 0 & & \dots & \lambda_n \end{pmatrix}. \text{ Then}$$

$$P_A(\lambda) = \det(\lambda I - A) = \det(\lambda P^{-1}IP - P^{-1}DP) = \det P \cdot \det(\lambda I - D) \cdot \det P \quad (18.5.44)$$

$$= \det(\lambda I - D) = \det \begin{pmatrix} \lambda - \lambda_1 & 0 & \dots & 0 \\ 0 & \lambda - \lambda_2 & & 0 \\ \vdots & & \ddots & \vdots \\ 0 & 0 & \dots & \lambda - \lambda_n \end{pmatrix} \quad (18.5.45)$$

$$= (\lambda - \lambda_1)(\lambda - \lambda_2) \dots (\lambda - \lambda_n). \quad (18.5.46)$$

Thus we see that  $\lambda_1, \lambda_2, \dots, \lambda_n$  are the eigenvalues of  $M$ . Finally we compute

$$P_A(D) = (D - \lambda_1)(D - \lambda_2) \dots (D - \lambda_n) \quad (18.5.47)$$

$$= \begin{pmatrix} 0 & 0 & \dots & 0 \\ 0 & \lambda_2 & & 0 \\ \vdots & & \ddots & \vdots \\ 0 & 0 & \dots & \lambda_n \end{pmatrix} \begin{pmatrix} \lambda_1 & 0 & \dots & 0 \\ 0 & 0 & & 0 \\ \vdots & & \ddots & \vdots \\ 0 & 0 & \dots & \lambda_n \end{pmatrix} \dots \begin{pmatrix} \lambda_1 & 0 & \dots & 0 \\ 0 & \lambda_2 & & 0 \\ \vdots & & \ddots & \vdots \\ 0 & 0 & \dots & 0 \end{pmatrix} = 0. \quad (18.5.48)$$

We conclude the  $P_M(M) = 0$ .

**9.** A subset of a vector space is called a subspace if it itself is a vector space, using the rules for vector addition and scalar multiplication inherited from the original vector space.

**a)** So long as  $U \neq U \cup W \neq W$  the answer is *no*. Take, for example,  $U$  to be the  $x$ -axis in  $\mathbb{R}^2$  and  $W$  to be the  $y$ -axis. Then  $(1, 0) \in U$  and  $(0, 1) \in W$ , but

$(1, 0) + (0, 1) = (1, 1) \notin U \cup W$ . So  $U \cup W$  is not additively closed and is not a vector space (and thus not a subspace). It is easy to draw the example described.

**b)** Here the answer is always *yes*. The proof is not difficult. Take a vector  $u$  and  $w$  such that  $u \in U \cap W \ni w$ . This means that *both*  $u$  and  $w$  are in *both*  $U$  and  $W$ . But, since  $U$  is a vector space,  $\alpha u + \beta w$  is also in  $U$ . Similarly,  $\alpha u + \beta w \in W$ . Hence  $\alpha u + \beta w \in U \cap W$ . So closure holds in  $U \cap W$  and this set is a subspace by the subspace theorem. Here, a good picture to draw is two planes through the origin in  $\mathbb{R}^3$

intersecting at a line (also through the origin).

10.

(i) We say that the vectors  $\{v_1, v_2, \dots, v_n\}$  are linearly independent if there exist **no** constants  $c^1, c^2, \dots, c^n$  (all non-vanishing) such that  $c^1 v_1 + c^2 v_2 + \dots + c^n v_n = 0$ . Alternatively, we can require that there is no non-trivial solution for scalars  $c^1, c^2, \dots, c^n$  to the linear system  $c^1 v_1 + c^2 v_2 + \dots + c^n v_n = 0$ .

(ii) We say that these vectors span a vector space  $V$  if the set  $\text{span}\{v_1, v_2, \dots, v_n\} = \{c^1 v_1 + c^2 v_2 + \dots + c^n v_n : c^1, c^2, \dots, c^n \in \mathbb{R}\} = V$ .

(iii) We call  $\{v_1, v_2, \dots, v_n\}$  a basis for  $V$  if  $\{v_1, v_2, \dots, v_n\}$  are linearly independent **and**  $\text{span}\{v_1, v_2, \dots, v_n\} = V$ .

For  $u, v, w$  to be a basis for  $\mathbb{R}^3$ , we firstly need (the spanning requirement) that any vector  $\begin{pmatrix} x \\ y \\ z \end{pmatrix}$  can be written as a linear combination of  $u, v$  and  $w$

$$c^1 \begin{pmatrix} -1 \\ -4 \\ 3 \end{pmatrix} + c^2 \begin{pmatrix} 4 \\ 5 \\ 0 \end{pmatrix} + c^3 \begin{pmatrix} 10 \\ 7 \\ h+3 \end{pmatrix} = \begin{pmatrix} x \\ y \\ z \end{pmatrix}. \quad (18.5.49)$$

The linear independence requirement implies that when  $x = y = z = 0$ , the only solution to the above system is  $c^1 = c^2 = c^3 = 0$ . But the above system in matrix language reads

$$\begin{pmatrix} -1 & 4 & 10 \\ -4 & 5 & 7 \\ 3 & 0 & h+3 \end{pmatrix} \begin{pmatrix} c^1 \\ c^2 \\ c^3 \end{pmatrix} = \begin{pmatrix} x \\ y \\ z \end{pmatrix}. \quad (18.5.50)$$

Both requirements mean that the matrix on the left hand side must be invertible, so we examine its determinant

$$\det \begin{pmatrix} -1 & 4 & 10 \\ -4 & 5 & 7 \\ 3 & 0 & h+3 \end{pmatrix} = -4 \cdot (-4 \cdot (h+3) - 7 \cdot 3) + 5 \cdot (-1 \cdot (h+3) - 10 \cdot 3) \quad (18.5.51)$$

$$= 11(h-3). \quad (18.5.52)$$

Hence we obtain a basis whenever  $h \neq 3$ .

### Contributor

- [David Cherney](#), [Tom Denton](#), and [Andrew Waldron](#) (UC Davis)

This page titled [18.5: Sample Second Midterm](#) is shared under a [not declared](#) license and was authored, remixed, and/or curated by [David Cherney, Tom Denton, & Andrew Waldron](#).

## 18.6: Sample Final Exam

Here are some worked problems typical for what you might expect on a final examination.

1. Define the following terms:

1. An *orthogonal matrix*.
2. A *basis* for a vector space.
3. The *span* of a set of vectors.
4. The *dimension* of a vector space.
5. An *eigenvector*.
6. A *subspace* of a vector space.
7. The *kernel* of a linear transformation.
8. The *nullity* of a linear transformation.
9. The *image* of a linear transformation.
10. The *rank* of a linear transformation.
11. The *characteristic polynomial* of a square matrix.
12. An *equivalence relation*.
13. A *homogeneous solution* to a linear system of equations.
14. A *particular solution* to a linear system of equations.
15. The *general solution* to a linear system of equations.
16. The *direct sum* of a pair of subspaces of a vector space.
17. The *orthogonal complement* to a subspace of a vector space.

2. *Kirchoff's laws*: Electrical circuits are easy to analyze using systems of equations. The change in voltage (measured in Volts) around any loop due to batteries  $\|$  and resistors  $\text{M}$  (given by the product of the current measured in Amps and resistance measured in Ohms) equals zero. Also, the sum of currents entering any junction vanishes. Consider the circuit

<http://mathwiki.ucdavis.edu/@api/deki/files/1356/circuit.pdf>

Find all possible equations for the unknowns  $I$ ,  $J$  and  $V$  and then solve for  $I$ ,  $J$  and  $V$ . Give your answers with correct units.

3.

Suppose  $M$  is the matrix of a linear transformation

$$L : U \rightarrow V \tag{18.6.1}$$

and the vector spaces  $U$  and  $V$  have dimensions

$$\dim U = n, \quad \dim V = m, \tag{18.6.2}$$

and

$$m \neq n. \tag{18.6.3}$$

Also assume

\$\$

$\ker L = \{0_U\}$ , .

]

1. How many rows does  $M$  have?
2. How many columns does  $M$  have?
3. Are the columns of  $M$  linearly independent?
4. What size matrix is  $M^T M$ ?
5. What size matrix is  $MM^T$ ?

6. Is  $M^T M$  invertible?
7. Is  $M^T M$  symmetric?
8. Is  $M^T M$  diagonalizable?
9. Does  $M^T M$  have a zero eigenvalue?
10. Suppose  $U = V$  and  $\ker L \neq \{0_V\}$ . Find an eigenvalue of  $M$ .
11. Suppose  $U = V$  and  $\ker L \neq \{0_V\}$ . Find  $\det M$ .

4. Consider the system of equations

$$\begin{aligned} x + y + z + w &= 1 \\ x + 2y + 2z + 2w &= 1 \\ x + 2y + 3z + 3w &= 1 \end{aligned} \tag{18.6.4}$$

Express this system as a matrix equation  $MX = V$  and then find the solution set by computing an  $LU$  decomposition for the matrix  $M$  (be sure to use back and forward substitution).

5.

Compute the following determinants

$$\det \begin{pmatrix} 1 & 2 \\ 3 & 4 \end{pmatrix}, \det \begin{pmatrix} 1 & 2 & 3 \\ 4 & 5 & 6 \\ 7 & 8 & 9 \end{pmatrix}, \det \begin{pmatrix} 1 & 2 & 3 & 4 \\ 5 & 6 & 7 & 8 \\ 9 & 10 & 11 & 12 \\ 13 & 14 & 15 & 16 \end{pmatrix}, \tag{18.6.5}$$

$$\det \begin{pmatrix} 1 & 2 & 3 & 4 & 5 \\ 6 & 7 & 8 & 9 & 10 \\ 11 & 12 & 13 & 14 & 15 \\ 16 & 17 & 18 & 19 & 20 \\ 21 & 22 & 23 & 24 & 25 \end{pmatrix}. \tag{18.6.6}$$

Now test your skills on

$$\det \begin{pmatrix} 1 & 2 & 3 & \cdots & n \\ n+1 & n+2 & n+3 & \cdots & 2n \\ 2n+1 & 2n+2 & 2n+3 & \cdots & 3n \\ \vdots & \vdots & \vdots & \ddots & \vdots \\ n^2-n+1 & n^2-n+2 & n^2-n+3 & \cdots & n^2 \end{pmatrix}. \tag{18.6.7}$$

*Make sure to jot down a few brief notes explaining any clever tricks you use.*

6.

For which values of  $a$  does

$$U = \text{span} \left\{ \begin{pmatrix} 1 \\ 0 \\ 1 \end{pmatrix}, \begin{pmatrix} 1 \\ 2 \\ -3 \end{pmatrix}, \begin{pmatrix} a \\ 1 \\ 0 \end{pmatrix} \right\} = \mathbb{R}^3? \tag{18.6.8}$$

For any special values of  $a$  at which  $U \neq \mathbb{R}^3$ , express the subspace  $U$  as the span of the least number of vectors possible. Give the dimension of  $U$  for these cases and draw a picture showing  $U$  inside  $\mathbb{R}^3$ .

7.

**Vandermonde determinant:** Calculate the following determinants

$$\det \begin{pmatrix} 1 & x \\ 1 & y \end{pmatrix}, \det \begin{pmatrix} 1 & x & x^2 \\ 1 & y & y^2 \\ 1 & z & z^2 \end{pmatrix}, \det \begin{pmatrix} 1 & x & x^2 & x^3 \\ 1 & y & y^2 & y^3 \\ 1 & z & z^2 & z^3 \\ 1 & w & w^2 & w^3 \end{pmatrix}. \tag{18.6.9}$$

Be sure to factorize your answers, if possible.

**Challenging:** Compute the determinant

\$\$

\det

$$\begin{vmatrix} 1 & x_1 & (x_1)^2 & \cdots & (x_1)^{n-1} \\ 1 & x_2 & (x_2)^2 & \cdots & (x_2)^{n-1} \\ 1 & x_3 & (x_3)^2 & \cdots & (x_3)^{n-1} \\ \vdots & \vdots & \vdots & \ddots & \vdots \\ 1 & x_n & (x_n)^2 & \cdots & (x_n)^{n-1} \end{vmatrix} \quad (18.6.10)$$

\,

\]

8.

1. Do the vectors  $\left\{ \begin{pmatrix} 1 \\ 2 \\ 3 \end{pmatrix}, \begin{pmatrix} 3 \\ 2 \\ 1 \end{pmatrix}, \begin{pmatrix} 1 \\ 0 \\ 0 \end{pmatrix}, \begin{pmatrix} 0 \\ 1 \\ 0 \end{pmatrix}, \begin{pmatrix} 0 \\ 0 \\ 1 \end{pmatrix} \right\}$  form a basis for  $\mathbb{R}^3$ ? *Be sure to justify your answer.*

2. Find a basis for  $\mathbb{R}^4$  that includes the vectors  $\begin{pmatrix} 1 \\ 2 \\ 3 \\ 4 \end{pmatrix}$  and  $\begin{pmatrix} 4 \\ 3 \\ 2 \\ 1 \end{pmatrix}$ .

3. Explain in words how to generalize your computation in the second part to obtain a basis for  $\mathbb{R}^n$  that includes a given pair of (linearly independent) vectors  $u$  and  $v$ .

9.

Elite NASA engineers determine that if a satellite is placed in orbit starting at a point  $\mathcal{O}$ , it will return exactly to that same point after one orbit of the earth. Unfortunately, if there is a small mistake in the original location of the satellite, which the engineers label by a vector  $X$  in  $\mathbb{R}^3$  with origin at  $\mathcal{O}$ , after one orbit the satellite will instead return to some other point  $Y \in \mathbb{R}^3$ . The engineer's computations show that  $Y$  is related to  $X$  by a matrix

\$\$

Y =

$$\begin{pmatrix} 0 & \frac{1}{2} & 1 \\ \frac{1}{2} & \frac{1}{2} & \frac{1}{2} \\ 1 & \frac{1}{2} & 0 \end{pmatrix} \quad (18.6.11)$$

X\,

\]

1. Find all eigenvalues of the above matrix.
2. Determine *all* possible eigenvectors associated with each eigenvalue.

Let us assume that the rule found by the engineers applies to all subsequent orbits. Discuss case by case, what will happen to the satellite if the initial mistake in its location is in a direction given by an eigenvector.

10.

In this problem the scalars in the vector spaces are bits (0,1 with  $1 + 1 = 0$ ). The space  $B^k$  is the vector space of bit-valued,  $k$ -component column vectors.

1. Find a basis for  $B^3$ .
2. Your answer to part (a) should be a list of vectors  $v_1, v_2, \dots, v_n$ . What number did you find for  $n$ ?
3. How many elements are there in the set  $B^3$ .
4. What is the dimension of the vector space  $B^3$ .
5. Suppose  $L : B^3 \rightarrow B = \{0, 1\}$  is a linear transformation. Explain why specifying  $L(v_1), L(v_2), \dots, L(v_n)$  completely determines  $L$ .
6. Use the notation of part (e) to list {all} linear transformations

$$L : B^3 \rightarrow B. \tag{18.6.12}$$

How many different linear transformations did you find? Compare your answer to part 3.

7. Suppose  $L_1 : B^3 \rightarrow B$  and  $L_2 : B^3 \rightarrow B$  are linear transformations, and  $\alpha$  and  $\beta$  are bits. Define a new map  $(\alpha L_1 + \beta L_2) : B^3 \rightarrow B$  by

$$(\alpha L_1 + \beta L_2)(v) = \alpha L_1(v) + \beta L_2(v). \tag{18.6.13}$$

Is this map a linear transformation? Explain.

8. Do you think the set of all linear transformations from  $B^3$  to  $B$  is a vector space using the addition rule above? If you answer yes, give a basis for this vector space and state its dimension.

11.

A team of distinguished, post-doctoral engineers analyzes the design for a bridge across the English channel. They notice that the force on the center of the bridge when it is displaced by an amount  $X = \begin{pmatrix} x \\ y \\ z \end{pmatrix}$  is given by

$$F = \begin{pmatrix} -x - y \\ -x - 2y - z \\ -y - z \end{pmatrix}. \tag{18.6.14}$$

Moreover, having read Newton's Principia, they know that force is proportional to acceleration so that

$$F = \frac{d^2 X}{dt^2}. \tag{18.6.15}$$

Since the engineers are worried the bridge might start swaying in the heavy channel winds, they search for an oscillatory solution to this equation of the form

\$\$

$$X = \cos(\omega t) \begin{pmatrix} a \\ b \\ c \end{pmatrix}$$

$$\begin{pmatrix} a \\ b \\ c \end{pmatrix} \tag{18.6.16}$$

).

]

1. By plugging their proposed solution in the above equations the engineers find an eigenvalue problem

$$M \begin{pmatrix} a \\ b \\ c \end{pmatrix} = -\omega^2 \begin{pmatrix} a \\ b \\ c \end{pmatrix}. \tag{18.6.17}$$

Here  $M$  is a  $3 \times 3$  matrix. Which  $3 \times 3$  matrix  $M$  did the engineers find? *Justify your answer.*

2. Find the eigenvalues and eigenvectors of the matrix  $M$ .

3. The number  $|\omega|$  is often called a *characteristic frequency*. What characteristic frequencies do you find for the proposed bridge?

4. Find an orthogonal matrix  $P$  such that  $MP = PD$  where  $D$  is a diagonal matrix. *Be sure to also state your result for  $D$ .*

5. Is there a direction in which displacing the bridge yields no force? If so give a vector in that direction. *Briefly* evaluate the quality of this bridge design.

12. *Conic Sections:* The equation for the most general conic section is given by

$$ax^2 + 2bxy + dy^2 + 2cx + 2ey + f = 0. \tag{18.6.18}$$

Our aim is to analyze the solutions to this equation using matrices.

1. Rewrite the above quadratic equation as one of the form

$$\mathbf{X}^T \mathbf{M} \mathbf{X} + \mathbf{X}^T \mathbf{C} + \mathbf{C}^T \mathbf{X} + f = 0 \quad (18.6.19)$$

relating an unknown column vector  $\mathbf{X} = \begin{pmatrix} x \\ y \end{pmatrix}$ , its transpose  $\mathbf{X}^T$ , a  $2 \times 2$  matrix  $\mathbf{M}$ , a constant column vector  $\mathbf{C}$  and the constant  $f$ .

- Does your matrix  $\mathbf{M}$  obey any special properties? Find its eigenvalues. You may call your answers  $\lambda$  and  $\mu$  for the rest of the problem to save writing. *For the rest of this problem we will focus on central conics for which the matrix  $\mathbf{M}$  is invertible.*
- Your equation in part (a) above should be quadratic in  $\mathbf{X}$ . Recall that if  $m \neq 0$ , the quadratic equation  $mx^2 + 2cx + f = 0$  can be rewritten by *completing the square*

$$m\left(x + \frac{c}{m}\right)^2 = \frac{c^2}{m} - f. \quad (18.6.20)$$

Being very careful that you are now dealing with matrices, use the same trick to rewrite your answer to part (a) in the form

$$\mathbf{Y}^T \mathbf{M} \mathbf{Y} = g. \quad (18.6.21)$$

Make sure you give formulas for the new unknown column vector  $\mathbf{Y}$  and constant  $g$  in terms of  $\mathbf{X}$ ,  $\mathbf{M}$ ,  $\mathbf{C}$  and  $f$ . You need not multiply out any of the matrix expressions you find. If all has gone well, you have found a way to shift coordinates for the original conic equation to a new coordinate system with its origin at the center of symmetry. Our next aim is to rotate the coordinate axes to produce a readily recognizable equation.

- Why is the angle between vectors  $\mathbf{V}$  and  $\mathbf{W}$  not changed when you replace them by  $\mathbf{P}\mathbf{V}$  and  $\mathbf{P}\mathbf{W}$  for  $\mathbf{P}$  any orthogonal matrix?
- Explain how to choose an orthogonal matrix  $\mathbf{P}$  such that  $\mathbf{M}\mathbf{P} = \mathbf{P}\mathbf{D}$  where  $\mathbf{D}$  is a diagonal matrix.
- For the choice of  $\mathbf{P}$  above, define our final unknown vector  $\mathbf{Z}$  by  $\mathbf{Y} = \mathbf{P}\mathbf{Z}$ . Find an expression for  $\mathbf{Y}^T \mathbf{M} \mathbf{Y}$  in terms of  $\mathbf{Z}$  and the eigenvalues of  $\mathbf{M}$ .
- Call  $\mathbf{Z} = \begin{pmatrix} z \\ w \end{pmatrix}$ . What equation do  $z$  and  $w$  obey? (*Hint, write your answer using  $\lambda$ ,  $\mu$  and  $g$ .*)
- Central conics are circles, ellipses, hyperbolae or a pair of straight lines. Give examples of values of  $(\lambda, \mu, g)$  which produce each of these cases.

13. Let  $\mathbf{L}: \mathbf{V} \rightarrow \mathbf{W}$  be a linear transformation between finite-dimensional vector spaces  $\mathbf{V}$  and  $\mathbf{W}$ , and let  $\mathbf{M}$  be a matrix for  $\mathbf{L}$  (with respect to some basis for  $\mathbf{V}$  and some basis for  $\mathbf{W}$ ). We know that  $\mathbf{L}$  has an inverse if and only if it is bijective, and we know a lot of ways to tell whether  $\mathbf{M}$  has an inverse. In fact,  $\mathbf{L}$  has an inverse if and only if  $\mathbf{M}$  has an inverse:

Suppose that  $\mathbf{L}$  is bijective (i.e., one-to-one and onto).

- Show that  $\dim \mathbf{V} = \text{rank} \mathbf{L} = \dim \mathbf{W}$
- Show that  $\mathbf{0}$  is not an eigenvalue of  $\mathbf{M}$ .
- Show that  $\mathbf{M}$  is an invertible matrix.

Now, suppose that  $\mathbf{M}$  is an invertible matrix.

- Show that  $\mathbf{0}$  is not an eigenvalue of  $\mathbf{M}$ .
- Show that  $\mathbf{L}$  is injective.
- Show that  $\mathbf{L}$  is surjective.

14. Captain Conundrum gives Queen Quandary a pair of newborn doves, male and female for her birthday. After one year, this pair of doves breed and produce a pair of dove eggs. One year later these eggs hatch yielding a new pair of doves while the original pair of doves breed again and an additional pair of eggs are laid. Captain Conundrum is very happy because now he will never need to buy the Queen a present ever again!

Let us say that in year zero, the Queen has no doves. In year one she has one pair of doves, in year two she has two pairs of doves *etc...*

Call  $F_n$  the number of pairs of doves in years  $n$ . For example,  $F_0 = 0$ ,  $F_1 = 1$  and  $F_2 = 1$ . Assume no doves die and that the same breeding pattern continues well into the future. Then  $F_3 = 2$  because the eggs laid by the first pair of doves in year two hatch. Notice also that in year three, two pairs of eggs are laid (by the first and second pair of doves). Thus  $F_4 = 3$ .

1. Compute  $F_5$  and  $F_6$ .
2. Explain why (for any  $n \geq 2$ ) the following *recursion relation* holds

$$F_n = F_{n-1} + F_{n-2}. \tag{18.6.22}$$

3. Let us introduce a column vector  $X_n = \begin{pmatrix} F_n \\ F_{n-1} \end{pmatrix}$ . Compute  $X_1$  and  $X_2$ . Verify that these vectors obey the relationship

$$X_2 = MX_1 \text{ where } M = \begin{pmatrix} 1 & 1 \\ 1 & 0 \end{pmatrix}. \tag{18.6.23}$$

4. Show that  $X_{n+1} = MX_n$ .
5. Diagonalize  $M$ . (I.e., write  $M$  as a product  $M = PDP^{-1}$  where  $D$  is diagonal.)
6. Find a simple expression for  $M^n$  in terms of  $P$ ,  $D$  and  $P^{-1}$ .
7. Show that  $X_{n+1} = M^n X_1$ .
8. The number

$$\varphi = \frac{1 + \sqrt{5}}{2} \tag{18.6.24}$$

is called the *golden ratio*. Write the eigenvalues of  $M$  in terms of  $\varphi$ .

9. Put your results from parts 3, 6 and 7 together (along with a short matrix computation) to find the formula for the number of doves  $F_n$  in year  $n$  expressed in terms of  $\varphi$ ,  $1 - \varphi$  and  $n$ .

**15.**

Use Gram--Schmidt to find an orthonormal basis for

\$\$

$\text{span}\{$

$\left\{$

$$\begin{pmatrix} 1 \\ 1 \\ 1 \\ 1 \end{pmatrix} \tag{18.6.25}$$

$\},$

$$\begin{pmatrix} 1 \\ 0 \\ 1 \\ 1 \end{pmatrix} \tag{18.6.26}$$

$\},$

$$\begin{pmatrix} 0 \\ 0 \\ 1 \\ 2 \end{pmatrix} \tag{18.6.27}$$

$\right\},$

$\}$

16. Let  $M$  be the matrix of a linear transformation  $L : V \rightarrow W$  in given bases for  $V$  and  $W$ . Fill in the blanks below with one of the following six vector spaces:  $V$ ,  $W$ ,  $\ker L$ ,  $(\ker L)^\perp$ ,  $\text{im} L$ ,  $(\text{im} L)^\perp$ .

1. The columns of  $M$  span answer in the basis given for answer.
2. The rows of  $M$  span answer in the basis given for answer. Suppose

$$M = \begin{pmatrix} 1 & 2 & 1 & 3 \\ 2 & 1 & -1 & 2 \\ 1 & 0 & 0 & -1 \\ 4 & 1 & -1 & 0 \end{pmatrix} \quad (18.6.28)$$

is the matrix of  $L$  in the bases  $\{v_1, v_2, v_3, v_4\}$  for  $V$  and  $\{w_1, w_2, w_3, w_4\}$  for  $W$ .

3. Find bases for  $\ker L$  and  $\text{im} L$ . Use the dimension formula to check your result.

17.

Captain Conundrum collects the following data set

$y$	$x$
5	-2
2	-1
0	1
3	2

(18.6.29)

which he believes to be well-approximated by a parabola

\$\$

$$y = ax^2 + bx + c,$$

\\

1. Write down a system of four linear equations for the unknown coefficients  $a$ ,  $b$  and  $c$ .
2. Write the augmented matrix for this system of equations.
3. Find the reduced row echelon form for this augmented matrix.
4. Are there any solutions to this system?
5. Find the least squares solution to the system.
6. What value does Captain Conundrum predict for  $y$  when  $x = 2$ ?

18. Suppose you have collected the following data for an experiment

$x$	$y$
$x_1$	$y_1$
$x_2$	$y_2$
$x_3$	$y_3$

(18.6.30)

and believe that the result is well modeled by a straight line

\$\$

$$y = mx + b,$$

\\

1. Write down a linear system of equations you could use to find the slope  $m$  and constant term  $b$ .
2. Arrange the unknowns  $(m, b)$  in a column vector  $X$  and write your answer to (a) as a matrix equation

$$MX = V. \quad (18.6.31)$$

Be sure to give explicit expressions for the matrix  $M$  and column vector  $V$ .

3. For a generic data set, would you expect your system of equations to have a solution? *Briefly* explain your answer.
4. Calculate  $M^T M$  and  $(M^T M)^{-1}$  (for the latter computation, state the condition required for the inverse to exist).
5. Compute the least squares solution for  $m$  and  $b$ .
6. The least squares method determines a vector  $X$  that minimizes the length of the vector  $V - MX$ . Draw a rough sketch of the three data points in the  $(x, y)$ -plane as well as their least squares fit. Indicate how the components of  $V - MX$  could be obtained from your picture.

## Solutions

1. You can find the definitions for all these terms by consulting the index of this book.
2. Both junctions give the same equation for the currents

$$I + J + 13 = 0. \quad (18.6.32)$$

There are three voltage loops (one on the left, one on the right and one going around the outside of the circuit). Respectively, they give the equations

$$60 - I - 80 - 3I = 0 \quad (18.6.33)$$

$$80 + 2J - V + 3J = 0 \quad (18.6.34)$$

$$60 - I + 2J - V + 3J - 3I = 0. \quad (18.6.35)$$

The above equations are easily solved (either using an augmented matrix and row reducing, or by substitution). The result is  $I = -5$  Amps,  $J = -8$  Amps,  $V = 40$  Volts.

3.

1.  $m$ .
2.  $n$ .
3. Yes.
4.  $n \times n$ .
5.  $m \times m$ .
6. Yes. This relies on  $\ker M = 0$  because if  $M^T M$  had a non-trivial kernel, then there would be a non-zero solution  $X$  to  $M^T M X = 0$ . But then by multiplying on the left by  $X^T$  we see that  $\|MX\|^2 = 0$ . This in turn implies  $MX = 0$  which contradicts the triviality of the kernel of  $M$ .
7. Yes because  $(M^T M)^T = M^T (M^T)^T = M^T M$ .
8. Yes, all symmetric matrices have a basis of eigenvectors.
9. No, because otherwise it would not be invertible.
10. Since the kernel of  $L$  is non-trivial,  $M$  must have  $0$  as an eigenvalue.
11. Since  $M$  has a zero eigenvalue in this case, its determinant must vanish. *I.e.*,  $\det M = 0$ .

4. To begin with the system becomes

$$\begin{pmatrix} 1 & 1 & 1 & 1 \\ 1 & 2 & 2 & 2 \\ 1 & 2 & 3 & 3 \end{pmatrix} \begin{pmatrix} x \\ y \\ z \\ w \end{pmatrix} = \begin{pmatrix} 1 \\ 1 \\ 1 \end{pmatrix} \quad (18.6.36)$$

Then

$$M = \begin{pmatrix} 1 & 1 & 1 & 1 \\ 1 & 2 & 2 & 2 \\ 1 & 2 & 3 & 3 \end{pmatrix} = \begin{pmatrix} 1 & 0 & 0 \\ 1 & 1 & 0 \\ 1 & 0 & 1 \end{pmatrix} \begin{pmatrix} 1 & 1 & 1 & 1 \\ 0 & 1 & 1 & 1 \\ 0 & 1 & 2 & 2 \end{pmatrix} \quad (18.6.37)$$

$$= \begin{pmatrix} 1 & 0 & 0 \\ 1 & 1 & 0 \\ 1 & 1 & 1 \end{pmatrix} \begin{pmatrix} 1 & 1 & 1 & 1 \\ 0 & 1 & 1 & 1 \\ 0 & 0 & 1 & 1 \end{pmatrix} = LU \quad (18.6.38)$$

So now  $MX = V$  becomes  $LW = V$  where  $W = UX = \begin{pmatrix} a \\ b \\ c \end{pmatrix}$  (say). Thus we solve  $LW = V$  by forward substitution

$$a = 1, a + b = 1, a + b + c = 1 \Rightarrow a = 1, b = 0, c = 0. \quad (18.6.39)$$

Now solve  $UX = W$  by back substitution

$$x + y + z + w = 1, \quad y + z + w = 0, \quad z + w = 0 \quad (18.6.40)$$

$$\Rightarrow w = \mu \text{ (arbitrary)}, \quad z = -\mu, \quad y = 0, \quad x = 1. \quad (18.6.41)$$

The solution set is  $\left\{ \begin{pmatrix} x \\ y \\ z \\ w \end{pmatrix} = \begin{pmatrix} 1 \\ 0 \\ -\mu \\ \mu \end{pmatrix} : \mu \in \mathbb{R} \right\}$

5. First

$$\det \begin{pmatrix} 1 & 2 \\ 3 & 4 \end{pmatrix} = -2. \quad (18.6.42)$$

All the other determinants vanish because the first three rows of each matrix are not independent. Indeed,  $2R_2 - R_1 = R_3$  in each case, so we can make row operations to get a row of zeros and thus a zero determinant.

6. If  $U$  spans  $\mathbb{R}^3$ , then we must be able to express any vector  $X = \begin{pmatrix} x \\ y \\ z \end{pmatrix} \in \mathbb{R}^3$

as

$$X = c^1 \begin{pmatrix} 1 \\ 0 \\ 1 \end{pmatrix} + c^2 \begin{pmatrix} 1 \\ 2 \\ -3 \end{pmatrix} + c^3 \begin{pmatrix} a \\ 1 \\ 0 \end{pmatrix} = \begin{pmatrix} 1 & 1 & a \\ 0 & 2 & 1 \\ 1 & -3 & 0 \end{pmatrix} \begin{pmatrix} c^1 \\ c^2 \\ c^3 \end{pmatrix}, \quad (18.6.43)$$

for some coefficients  $c^1$ ,  $c^2$  and  $c^3$ . This is a linear system. We could solve for  $c^1$ ,  $c^2$  and  $c^3$  using an augmented matrix and row operations. However, since we know that  $\dim \mathbb{R}^3 = 3$ , if  $U$  spans  $\mathbb{R}^3$ , it will also be a basis. Then the solution for  $c^1$ ,  $c^2$  and  $c^3$  would be unique. Hence, the  $3 \times 3$  matrix above must be invertible, so we examine its determinant

$$\det \begin{pmatrix} 1 & 1 & a \\ 0 & 2 & 1 \\ 1 & -3 & 0 \end{pmatrix} = 1 \cdot (2 \cdot 0 - 1 \cdot (-3)) + 1 \cdot (1 \cdot 1 - a \cdot 2) = 4 - 2a. \quad (18.6.44)$$

Thus  $U$  spans  $\mathbb{R}^3$  whenever  $a \neq 2$ . When  $a = 2$  we can write the third vector in  $U$  in terms of the preceding ones as

$$\begin{pmatrix} 2 \\ 1 \\ 0 \end{pmatrix} = \frac{3}{2} \begin{pmatrix} 1 \\ 0 \\ 1 \end{pmatrix} + \frac{1}{2} \begin{pmatrix} 1 \\ 2 \\ -3 \end{pmatrix}. \quad (18.6.45)$$

You can obtain this result, or an equivalent one by studying the above linear system with  $X = 0$ , i.e., the associated homogeneous

system. The two vectors  $\begin{pmatrix} 1 \\ 2 \\ -3 \end{pmatrix}$  and  $\begin{pmatrix} 2 \\ 1 \\ 0 \end{pmatrix}$  are clearly linearly independent, so this is the least number of vectors spanning  $U$  for this

value of  $a$ . Also we see that  $\dim U = 2$  in this case. Your picture should be a plane in  $\mathbb{R}^3$  though the origin containing the vectors

$\begin{pmatrix} 1 \\ 2 \\ -3 \end{pmatrix}$  and  $\begin{pmatrix} 2 \\ 1 \\ 0 \end{pmatrix}$ .

7.

\$\$

\det

$$\begin{pmatrix} 1 & x \\ 1 & y \end{pmatrix} \tag{18.6.46}$$

=y-x, , \\  
 \]

$$\begin{aligned} \det \begin{pmatrix} 1 & x & x^2 \\ 1 & y & y^2 \\ 1 & z & z^2 \end{pmatrix} &= \det \begin{pmatrix} 1 & x & x^2 \\ 0 & y-x & y^2-x^2 \\ 0 & z-x & z^2-x^2 \end{pmatrix} \text{ \$$$$} \\ &= (y-x)(z^2-x^2) - (y^2-x^2)(z-x) = (y-x)(z-x)(z-y). \end{aligned} \tag{18.6.47}$$

\[  
 \det

$$\begin{pmatrix} 1 & x & x^2 & x^3 \\ 1 & y & y^2 & y^3 \\ 1 & z & z^2 & z^3 \\ 1 & w & w^2 & w^3 \end{pmatrix} \tag{18.6.48}$$

=  
 \det

$$\begin{pmatrix} 1 & x & x^2 & x^3 \\ 0 & y-x & y^2-x^2 & y^3-x^3 \\ 0 & z-x & z^2-x^2 & z^3-x^3 \\ 0 & w-x & w^2-x^2 & w^3-x^3 \end{pmatrix} \tag{18.6.49}$$

$$\tag{18.6.50}$$

=  
 \det

$$\begin{pmatrix} 1 & 0 & 0 & 0 \\ 0 & y-x & y(y-x) & y^2(y-x) \\ 0 & z-x & z(z-x) & z^2(z-x) \\ 0 & w-x & w(w-x) & w^2(w-x) \end{pmatrix} \tag{18.6.51}$$

$$\tag{18.6.52}$$

=  
 (y-x)(z-x)(w-x)\det

$$\begin{pmatrix} 1 & 0 & 0 & 0 \\ 0 & 1 & y & y^2 \\ 0 & 1 & z & z^2 \\ 0 & 1 & w & w^2 \end{pmatrix} \tag{18.6.53}$$

$$\tag{18.6.54}$$

=(y-x)(z-x)(w-x)\det

$$\begin{pmatrix} 1 & x & x^2 \\ 1 & y & y^2 \\ 1 & z & z^2 \end{pmatrix} \tag{18.6.55}$$

$$\tag{18.6.56}$$

$$=(y-x)(z-x)(w-x)(y-x)(z-x)(z-y), .$$

*From the  $(4 \times 4)$  case above, you can see all the tricks required for a general Vandermonde matrix. First zero out the first column by subtracting the first row from all other rows (which leaves the determinant unchanged). Now zero out the first row by subtracting  $(x_1)$  times the first column from the second column,  $(x_1)$  times the second column from the third column (etc). Again these column operations do not change the determinant. Now factor out  $(x_2 - x_1)$  from the second row,  $(x_3 - x_1)$  from the third row, (etc). This does change the determinant so we write these factors outside the remaining determinant, which is just the same problem but for the  $((n - 1) \times (n - 1))$  case. Iterating the same procedure gives the result*

$\det$

$$\begin{pmatrix} 1 & x_1 & (x_1)^2 & \dots & (x_1)^{n-1} \\ 1 & x_2 & (x_2)^2 & \dots & (x_2)^{n-1} \\ 1 & x_3 & (x_3)^2 & \dots & (x_3)^{n-1} \\ \vdots & \vdots & \vdots & \ddots & \vdots \\ 1 & x_n & (x_n)^2 & \dots & (x_n)^{n-1} \end{pmatrix} \tag{18.6.58}$$

$$=\prod_{i>j}(x_i-x_j), .$$

\$\$

(Here  $\prod$  stands for a multiple product, just like  $\Sigma$  stands for a multiple sum.)

8.

1. No, a basis for  $\mathbb{R}^3$  must have exactly three vectors.
2. We first extend the original vectors by the standard basis for  $\mathbb{R}^4$  and then try to eliminate two of them by considering

$$\alpha \begin{pmatrix} 1 \\ 2 \\ 3 \\ 4 \end{pmatrix} + \beta \begin{pmatrix} 4 \\ 3 \\ 2 \\ 1 \end{pmatrix} + \gamma \begin{pmatrix} 1 \\ 0 \\ 0 \\ 0 \end{pmatrix} + \delta \begin{pmatrix} 0 \\ 1 \\ 0 \\ 0 \end{pmatrix} + \varepsilon \begin{pmatrix} 0 \\ 0 \\ 1 \\ 0 \end{pmatrix} + \eta \begin{pmatrix} 0 \\ 0 \\ 0 \\ 1 \end{pmatrix} = 0. \tag{18.6.59}$$

So we study

$$\begin{pmatrix} 1 & 4 & 1 & 0 & 0 & 0 \\ 2 & 3 & 0 & 1 & 0 & 0 \\ 3 & 2 & 0 & 0 & 1 & 0 \\ 4 & 1 & 0 & 0 & 0 & 1 \end{pmatrix} \sim \begin{pmatrix} 1 & 4 & 1 & 0 & 0 & 0 \\ 0 & -5 & -2 & 1 & 0 & 0 \\ 0 & -10 & -3 & 0 & 1 & 0 \\ 0 & -15 & -4 & 0 & 0 & 1 \end{pmatrix} \tag{18.6.60}$$

$$\sim \begin{pmatrix} 1 & 0 & -\frac{3}{5} & -4 & 0 & 0 \\ 0 & 1 & \frac{2}{5} & \frac{1}{5} & 0 & 0 \\ 0 & 0 & 1 & 10 & 1 & 0 \\ 0 & 0 & 2 & 15 & 0 & 1 \end{pmatrix} \sim \begin{pmatrix} 1 & 0 & 0 & 2 & \frac{3}{5} & 0 \\ 0 & 1 & 0 & -\frac{19}{5} & -\frac{2}{5} & 0 \\ 0 & 0 & 1 & 10 & 1 & 0 \\ 0 & 0 & 0 & -\frac{5}{2} & -10 & \frac{1}{2} \end{pmatrix} \tag{18.6.61}$$

From here we can keep row reducing to achieve RREF, but we can already see that the non-pivot variables will be  $\varepsilon$  and  $\eta$ .

Hence we can eject the last two vectors and obtain as our basis

$$\left\{ \begin{pmatrix} 1 \\ 2 \\ 3 \\ 4 \end{pmatrix}, \begin{pmatrix} 4 \\ 3 \\ 2 \\ 1 \end{pmatrix}, \begin{pmatrix} 1 \\ 0 \\ 0 \\ 0 \end{pmatrix}, \begin{pmatrix} 0 \\ 1 \\ 0 \\ 0 \end{pmatrix} \right\}. \quad (18.6.62)$$

Of course, this answer is far from unique!

3. The method is the same as above. Add the standard basis to  $\{u, v\}$  to obtain the linearly dependent set  $\{u, v, e_1, \dots, e_n\}$ . Then put these vectors as the columns of a matrix and row reduce. The standard basis vectors in columns corresponding to the non-pivot variables can be removed.

9.

$$\det \begin{pmatrix} \lambda & -\frac{1}{2} & -1 \\ -\frac{1}{2} & \lambda - \frac{1}{2} & -\frac{1}{2} \\ -1 & -\frac{1}{2} & \lambda \end{pmatrix} \quad (18.6.63)$$

$$= \lambda \left( \lambda - \frac{1}{2} \right) \lambda - \frac{1}{4} + \frac{1}{2} \left( -\frac{\lambda}{2} - \frac{1}{2} \right) - \left( -\frac{1}{4} + \lambda \right)$$

$$= \lambda^3 - \frac{1}{2}\lambda^2 - \frac{3}{2}\lambda = \lambda(\lambda + 1)\left(\lambda - \frac{3}{2}\right). \quad (18.6.64)$$

Hence the eigenvalues are  $0, -1, \frac{3}{2}$ .

2. When  $\lambda = 0$  we must solve the homogenous system

$$\left( \begin{array}{ccc|c} 0 & \frac{1}{2} & 1 & 0 \\ \frac{1}{2} & \frac{1}{2} & \frac{1}{2} & 0 \\ 1 & \frac{1}{2} & 0 & 0 \end{array} \right) \sim \left( \begin{array}{ccc|c} 1 & \frac{1}{2} & 0 & 0 \\ 0 & \frac{1}{4} & \frac{1}{2} & 0 \\ 0 & \frac{1}{2} & 1 & 0 \end{array} \right) \sim \left( \begin{array}{ccc|c} 1 & 0 & -1 & 0 \\ 0 & 1 & 2 & 0 \\ 0 & 0 & 0 & 0 \end{array} \right). \quad (18.6.65)$$

So we find the eigenvector  $\begin{pmatrix} s \\ -2s \\ s \end{pmatrix}$  where  $s \neq 0$  is arbitrary. For  $\lambda = -1$

$$\left( \begin{array}{ccc|c} 1 & \frac{1}{2} & 1 & 0 \\ \frac{1}{2} & \frac{3}{2} & \frac{1}{2} & 0 \\ 1 & \frac{1}{2} & 1 & 0 \end{array} \right) \sim \left( \begin{array}{ccc|c} 1 & 0 & 1 & 0 \\ 0 & 1 & 0 & 0 \\ 0 & 0 & 0 & 0 \end{array} \right). \quad (18.6.66)$$

So we find the eigenvector  $\begin{pmatrix} -s \\ 0 \\ s \end{pmatrix}$  where  $s \neq 0$  is arbitrary. Finally, for  $\lambda = \frac{3}{2}$

$$\left( \begin{array}{ccc|c} -\frac{3}{2} & \frac{1}{2} & 1 & 0 \\ \frac{1}{2} & -1 & \frac{1}{2} & 0 \\ 1 & \frac{1}{2} & -\frac{3}{2} & 0 \end{array} \right) \sim \left( \begin{array}{ccc|c} 1 & \frac{1}{2} & -\frac{3}{2} & 0 \\ 0 & -\frac{5}{4} & \frac{5}{4} & 0 \\ 0 & \frac{5}{4} & -\frac{5}{4} & 0 \end{array} \right) \sim \left( \begin{array}{ccc|c} 1 & 0 & -1 & 0 \\ 0 & 1 & -1 & 0 \\ 0 & 0 & 0 & 0 \end{array} \right). \quad (18.6.67)$$

So we find the eigenvector  $\begin{pmatrix} s \\ s \\ s \end{pmatrix}$  where  $s \neq 0$  is arbitrary. If the mistake  $X$  is in the direction of the eigenvector  $\begin{pmatrix} 1 \\ -2 \\ 1 \end{pmatrix}$ , then  $Y = 0$ . I.e., the satellite returns to the origin  $\mathcal{O}$ . For all subsequent orbits it will again return to the origin. NASA would be very

pleased in this case. If the mistake  $X$  is in the direction  $\begin{pmatrix} -1 \\ 0 \\ 1 \end{pmatrix}$ , then  $Y = -X$ . Hence the satellite will move to the point opposite to  $X$ . After next orbit will move back to  $X$ . It will continue this wobbling motion indefinitely. Since this is a stable situation,

again, the elite engineers will pat themselves on the back. Finally, if the mistake  $X$  is in the direction  $\begin{pmatrix} 1 \\ 1 \\ 1 \end{pmatrix}$ , the satellite will

move to a point  $Y = \frac{3}{2}X$  which is further away from the origin. The same will happen for all subsequent orbits, with the satellite moving a factor  $\frac{3}{2}$  further away from  $\mathcal{O}$  each orbit (in reality, after several orbits, the approximations used by the engineers in their calculations probably fail and a new computation will be needed). In this case, the satellite will be lost in outer space and the engineers will likely lose their jobs!

10.

1. A basis for  $B^3$  is  $\left\{ \begin{pmatrix} 1 \\ 0 \\ 0 \end{pmatrix}, \begin{pmatrix} 0 \\ 1 \\ 0 \end{pmatrix}, \begin{pmatrix} 0 \\ 0 \\ 1 \end{pmatrix} \right\}$

2. 3.

3.  $2^3 = 8$ .

4.  $\dim B^3 = 3$ .

5. Because the vectors  $\{v_1, v_2, v_3\}$  are a basis any element  $v \in B^3$  can be written uniquely as  $v = b^1v_1 + b^2v_2 + b^3v_3$  for some triplet of bits  $\begin{pmatrix} b^1 \\ b^2 \\ b^3 \end{pmatrix}$ . Hence, to compute  $L(v)$  we use linearity of  $L$

$$L(v) = L(b^1v_1 + b^2v_2 + b^3v_3) = b^1L(v_1) + b^2L(v_2) + b^3L(v_3) \quad (18.6.68)$$

$$= (L(v_1) \ L(v_2) \ L(v_3)) \begin{pmatrix} b^1 \\ b^2 \\ b^3 \end{pmatrix}. \quad (18.6.69)$$

6. From the notation of the previous part, we see that we can list linear transformations  $L : B^3 \rightarrow B$  by writing out all possible bit-valued row vectors

$$\begin{aligned} &(0 \ 0 \ 0), \\ &(1 \ 0 \ 0), \\ &(0 \ 1 \ 0), \\ &(0 \ 0 \ 1), \\ &(1 \ 1 \ 0), \\ &(1 \ 0 \ 1), \\ &(0 \ 1 \ 1), \\ &(1 \ 1 \ 1). \end{aligned}$$

There are  $2^3 = 8$  different linear transformations  $L : B^3 \rightarrow B$ , exactly the same as the number of elements in  $B^3$ .

7. Yes, essentially just because  $L_1$  and  $L_2$  are linear transformations. In detail for any bits  $(a, b)$  and vectors  $(u, v)$  in  $B^3$  it is easy to check the linearity property for  $(\alpha L_1 + \beta L_2)$

$$(\alpha L_1 + \beta L_2)(au + bv) = \alpha L_1(au + bv) + \beta L_2(au + bv) \quad (18.6.70)$$

$$= \alpha a L_1(u) + \alpha b L_1(v) + \beta a L_1(u) + \beta b L_1(v) \quad (18.6.71)$$

$$= a(\alpha L_1(u) + \beta L_1(u)) + b(\alpha L_1(v) + \beta L_1(v)) \quad (18.6.72)$$

$$= a(\alpha L_1 + \beta L_1)(u) + b(\alpha L_1 + \beta L_1)(v). \quad (18.6.73)$$

Here the first line used the definition of  $(\alpha L_1 + \beta L_2)$ , the second line depended on the linearity of  $L_1$  and  $L_2$ , the third line was just algebra and the fourth used the definition of  $(\alpha L_1 + \beta L_2)$  again.

8. Yes. The easiest way to see this is the identification above of these maps with bit-valued column vectors. In that notation, a basis is

$$\left\{ \begin{pmatrix} 1 \\ 0 \\ 0 \end{pmatrix}, \begin{pmatrix} 0 \\ 1 \\ 0 \end{pmatrix}, \begin{pmatrix} 0 \\ 0 \\ 1 \end{pmatrix} \right\}. \quad (18.6.74)$$

Since this (spanning) set has three (linearly independent) elements, the vector space of linear maps  $B^3 \rightarrow B$  has dimension 3. This is an example of a general notion called the *dual vector space*.

11.

1.  $\frac{d^2 X}{dt^2} = \frac{d^2 \cos(\omega t)}{dt^2} \begin{pmatrix} a \\ b \\ c \end{pmatrix} = -\omega^2 \cos(\omega t) \begin{pmatrix} a \\ b \\ c \end{pmatrix}$ . Hence

$$F = \cos(\omega t) \begin{pmatrix} -a-b \\ -a-2b-c \\ -b-c \end{pmatrix} = \cos(\omega t) \begin{pmatrix} -1 & -1 & 0 \\ -1 & -2 & -1 \\ 0 & -1 & -1 \end{pmatrix} \begin{pmatrix} a \\ b \\ c \end{pmatrix} \\ = -\omega^2 \cos(\omega t) \begin{pmatrix} a \\ b \\ c \end{pmatrix},$$

so

$$M = \begin{pmatrix} -1 & -1 & 0 \\ -1 & -2 & -1 \\ 0 & -1 & -1 \end{pmatrix}. \quad (18.6.75)$$

2.  $\det \begin{pmatrix} \lambda+1 & 1 & 0 \\ 1 & \lambda+2 & 1 \\ 0 & 1 & \lambda+1 \end{pmatrix} = (\lambda+1)((\lambda+2)(\lambda+1)-1) - (\lambda+1) \\ = (\lambda+1)((\lambda+2)(\lambda+1)-2) \\ = (\lambda+1)(\lambda^2+3\lambda) = \lambda(\lambda+1)(\lambda+3)$

so the eigenvalues are  $\lambda = 0, -1, -3$ . For the eigenvectors, when  $\lambda = 0$  we study:

$$M - 0 \cdot I = \begin{pmatrix} -1 & -1 & 0 \\ -1 & -2 & -1 \\ 0 & -1 & -1 \end{pmatrix} \sim \begin{pmatrix} 1 & 1 & 0 \\ 0 & -1 & -1 \\ 0 & -1 & -1 \end{pmatrix} \sim \begin{pmatrix} 1 & 0 & -1 \\ 0 & 1 & 1 \\ 0 & 0 & 0 \end{pmatrix}, \quad (18.6.76)$$

so  $\begin{pmatrix} 1 \\ -1 \\ 1 \end{pmatrix}$  is an eigenvector. For  $\lambda = -1$

$$M(-1) \cdot I = \begin{pmatrix} 0 & -1 & 0 \\ -1 & -1 & -1 \\ 0 & -1 & 0 \end{pmatrix} \sim \begin{pmatrix} 1 & 0 & 1 \\ 0 & 1 & 0 \\ 0 & 0 & 0 \end{pmatrix}, \quad (18.6.77)$$

so  $\begin{pmatrix} -1 \\ 0 \\ 1 \end{pmatrix}$  is an eigenvector. For  $\lambda = -3$

$$M - (-3) \cdot I = \begin{pmatrix} 2 & -1 & 0 \\ -1 & 1 & -1 \\ 0 & -1 & 2 \end{pmatrix} \sim \begin{pmatrix} 1 & -1 & 1 \\ 0 & 1 & -2 \\ 0 & -1 & 2 \end{pmatrix} \sim \begin{pmatrix} 1 & 0 & -1 \\ 0 & 1 & -2 \\ 0 & 0 & 0 \end{pmatrix}, \quad (18.6.78)$$

so  $\begin{pmatrix} 1 \\ 2 \\ 1 \end{pmatrix}$  is an eigenvector.

3. The characteristic frequencies are  $0, 1, \sqrt{3}$ .

4. The orthogonal change of basis matrix

$$P = \begin{pmatrix} \frac{1}{\sqrt{3}} & -\frac{1}{\sqrt{2}} & \frac{1}{\sqrt{6}} \\ -\frac{1}{\sqrt{3}} & 0 & \frac{2}{\sqrt{6}} \\ \frac{1}{\sqrt{3}} & \frac{1}{\sqrt{2}} & \frac{1}{\sqrt{6}} \end{pmatrix} \quad (18.6.79)$$

It obeys  $MP = PD$  where

$$D = \begin{pmatrix} 0 & 0 & 0 \\ 0 & -1 & 0 \\ 0 & 0 & -3 \end{pmatrix}. \quad (18.6.80)$$

5. Yes, the direction given by the eigenvector  $\begin{pmatrix} 1 \\ -1 \\ 1 \end{pmatrix}$  because its eigenvalue is zero. This is probably a bad design for a bridge because it can be displaced in this direction with no force!

12.

1. If we call  $M = \begin{pmatrix} a & b \\ b & d \end{pmatrix}$ , then  $X^T M X = ax^2 + 2bxy + dy^2$ . Similarly putting  $C = \begin{pmatrix} c \\ e \end{pmatrix}$  yields  $X^T C + C^T X = 2X \cdot C = 2cx + 2ey$ .

Thus

$$0 = ax^2 + 2bxy + dy^2 + 2cx + 2ey + f \quad (18.6.81)$$

$$= (x \ y) \begin{pmatrix} a & b \\ b & d \end{pmatrix} \begin{pmatrix} x \\ y \end{pmatrix} + (x \ y) \begin{pmatrix} c \\ e \end{pmatrix} + (c \ e) \begin{pmatrix} x \\ y \end{pmatrix} + f. \quad (18.6.82)$$

2. Yes, the matrix  $M$  is symmetric, so it will have a basis of eigenvectors and is similar to a diagonal matrix of real eigenvalues. To find the eigenvalues notice that  $\det \begin{pmatrix} a-\lambda & b \\ b & d-\lambda \end{pmatrix} = (a-\lambda)(d-\lambda) - b^2 = (\lambda - \frac{a+d}{2})^2 - b^2 - (\frac{a-d}{2})^2$ . So the eigenvalues are

$$\lambda = \frac{a+d}{2} + \sqrt{b^2 + (\frac{a-d}{2})^2} \text{ and } \mu = \frac{a+d}{2} - \sqrt{b^2 + (\frac{a-d}{2})^2}. \quad (18.6.83)$$

3. The trick is to write

$$X^T M X + C^T X + X^T C = (X^T + C^T M^{-1}) M (X + M^{-1} C) - C^T M^{-1} C, \quad (18.6.84)$$

so that

$$(X^T + C^T M^{-1}) M (X + M^{-1} C) = C^T M C - f. \quad (18.6.85)$$

Hence  $Y = X + M^{-1} C$  and  $g = C^T M C - f$ .

4. The cosine of the angle between vectors  $V$  and  $W$  is given by

$$\frac{V \cdot W}{\sqrt{V \cdot V} \sqrt{W \cdot W}} = \frac{V^T W}{\sqrt{V^T V} \sqrt{W^T W}}. \quad (18.6.86)$$

So replacing  $V \rightarrow PV$  and  $W \rightarrow PW$  will always give a factor  $P^T P$  inside all the products, but  $P^T P = I$  for orthogonal matrices. Hence none of the dot products in the above formula changes, so neither does the angle between  $V$  and  $W$ .

5. If we take the eigenvectors of  $M$ , normalize them (*i.e.* divide them by their lengths), and put them in a matrix  $P$  (as columns) then  $P$  will be an orthogonal matrix. (If it happens that  $\lambda = \mu$ , then we also need to make sure the eigenvectors spanning the two dimensional eigenspace corresponding to  $\lambda$  are orthogonal.) Then, since  $M$  times the eigenvectors yields just the eigenvectors back again multiplied by their eigenvalues, it follows that  $MP = PD$  where  $D$  is the diagonal matrix made from eigenvalues.

6. If  $Y = PZ$ , then  $Y^T M Y = Z^T P^T M P Z = Z^T P^T P D Z = Z^T D Z$  where  $D = \begin{pmatrix} \lambda & 0 \\ 0 & \mu \end{pmatrix}$ .

7. Using part (f) and (c) we have

$$\lambda z^2 + \mu w^2 = g. \quad (18.6.87)$$

8. When  $\lambda = \mu$  and  $g/\lambda = R^2$ , we get the equation for a circle radius  $R$  in the  $(z, w)$ -plane. When  $\lambda, \mu$  and  $g$  are positive, we have the equation for an ellipse. Vanishing  $g$  along with  $\lambda$  and  $\mu$  of opposite signs gives a pair of straight lines. When  $g$  is non-vanishing, but  $\lambda$  and  $\mu$  have opposite signs, the result is a pair of hyperbolæ. These shapes all come from cutting a cone with a plane, and are therefore called conic sections.

13. We show that  $L$  is bijective if and only if  $M$  is invertible.

a) We suppose that  $L$  is bijective.

1. Since  $L$  is injective, its kernel consists of the zero vector alone. Hence

$$\text{null } L = \dim \ker L = 0. \quad (18.6.88)$$

So by the Dimension Formula,

$$\dim V = \text{null } L + \text{rank } L = \text{rank } L. \quad (18.6.89)$$

Since  $L$  is surjective,  $L(V) = W$ . Thus

$$\text{rank } L = \dim L(V) = \dim W. \quad (18.6.90)$$

Thereby

$$\dim V = \text{rank} L = \dim W. \quad (18.6.91)$$

- Since  $\dim V = \dim W$ , the matrix  $M$  is square so we can talk about its eigenvalues. Since  $L$  is injective, its kernel is the zero vector alone. That is, the only solution to  $LX = 0$  is  $X = 0_V$ . But  $LX$  is the same as  $MX$ , so the only solution to  $MX = 0$  is  $X = 0_V$ . So  $M$  does not have zero as an eigenvalue.
- Since  $MX = 0$  has no non-zero solutions, the matrix  $M$  is invertible.

b) Now we suppose that  $M$  is an invertible matrix.

- Since  $M$  is invertible, the system  $MX = 0$  has no non-zero solutions. But  $LX$  is the same as  $MX$ , so the only solution to  $LX = 0$  is  $X = 0_V$ . So  $L$  does not have zero as an eigenvalue.
- Since  $LX = 0$  has no non-zero solutions, the kernel of  $L$  is the zero vector alone. So  $L$  is injective.
- Since  $M$  is invertible, we must have that  $\dim V = \dim W$ . By the Dimension Formula, we have

$$\dim V = \text{null} L + \text{rank} L \quad (18.6.92)$$

and since  $\ker L = \{0_V\}$  we have  $\text{null} L = \dim \ker L = 0$ , so

$$\dim W = \dim V = \text{rank} L = \dim L(V). \quad (18.6.93)$$

Since  $L(V)$  is a subspace of  $W$  with the same dimension as  $W$ , it must be equal to  $W$ . To see why, pick a basis  $B$  of  $L(V)$ . Each element of  $B$  is a vector in  $W$ , so the elements of  $B$  form a linearly independent set in  $W$ . Therefore  $B$  is a basis of  $W$ , since the size of  $B$  is equal to  $\dim W$ . So  $L(V) = \text{span} B = W$ . So  $L$  is surjective.

14.

- $F_4 = F_2 + F_3 = 2 + 3 = 5$ .
- The number of pairs of doves in any given year equals the number of the previous years plus those that hatch and there are as many of them as pairs of doves in the year before the previous year.
- $X_1 = \begin{pmatrix} F_1 \\ F_0 \end{pmatrix} = \begin{pmatrix} 1 \\ 0 \end{pmatrix}$  and  $X_2 = \begin{pmatrix} F_2 \\ F_1 \end{pmatrix} = \begin{pmatrix} 1 \\ 1 \end{pmatrix}$ .

$$MX_1 = \begin{pmatrix} 1 & 1 \\ 1 & 0 \end{pmatrix} \begin{pmatrix} 1 \\ 0 \end{pmatrix} = \begin{pmatrix} 1 \\ 1 \end{pmatrix} = X_2. \quad (18.6.94)$$

4. We just need to use the recursion relationship of part (b) in the top slot of  $X_{n+1}$ :

$$X_{n+1} = \begin{pmatrix} F_{n+1} \\ F_n \end{pmatrix} = \begin{pmatrix} F_n + F_{n-1} \\ F_n \end{pmatrix} = \begin{pmatrix} 1 & 1 \\ 1 & 0 \end{pmatrix} \begin{pmatrix} F_n \\ F_{n-1} \end{pmatrix} = MX_n. \quad (18.6.95)$$

5. Notice  $M$  is symmetric so this is guaranteed to work.

$$\det \begin{pmatrix} 1-\lambda & 1 \\ 1 & -\lambda \end{pmatrix} = \lambda(\lambda-1) - 1 = \left(\lambda - \frac{1}{2}\right)^2 - \frac{5}{4}, \quad (18.6.96)$$

so the eigenvalues are  $\frac{1 \pm \sqrt{5}}{2}$ . Hence the eigenvectors are  $\begin{pmatrix} \frac{1 \pm \sqrt{5}}{2} \\ 1 \end{pmatrix}$ , respectively (notice that  $\frac{1+\sqrt{5}}{2} + 1 = \frac{1+\sqrt{5}}{2} \cdot \frac{1+\sqrt{5}}{2}$  and  $\frac{1-\sqrt{5}}{2} + 1 = \frac{1-\sqrt{5}}{2} \cdot \frac{1-\sqrt{5}}{2}$ ). Thus  $M = PDP^{-1}$  with

$$D = \begin{pmatrix} \frac{1+\sqrt{5}}{2} & 0 \\ 0 & \frac{1-\sqrt{5}}{2} \end{pmatrix} \text{ and } P = \begin{pmatrix} \frac{1+\sqrt{5}}{2} & \frac{1-\sqrt{5}}{2} \\ 1 & 1 \end{pmatrix}. \quad (18.6.97)$$

- $M^n = (PDP^{-1})^n = PDP^{-1}PDP^{-1} \dots PDP^{-1} = PD^nP^{-1}$ .
- Just use the matrix recursion relation of part 4 repeatedly:

$$X_{n+1} = MX_n = M^2X_{n-1} = \dots = M^nX_1. \quad (18.6.98)$$

8. The eigenvalues are  $\varphi = \frac{1+\sqrt{5}}{2}$  and  $1-\varphi = \frac{1-\sqrt{5}}{2}$ .

$$X_{n+1} = \begin{pmatrix} F_{n+1} \\ F_n \end{pmatrix} = M^nX_1 = PD^nP^{-1}X_1 \quad (18.6.99)$$

9.

$$= P \begin{pmatrix} \varphi & 0 \\ 0 & 1-\varphi \end{pmatrix}^n \begin{pmatrix} \frac{1}{\sqrt{5}} & * \\ -\frac{1}{\sqrt{5}} & * \end{pmatrix} \begin{pmatrix} 1 \\ 0 \end{pmatrix} = P \begin{pmatrix} \varphi^n & 0 \\ 0 & (1-\varphi)^n \end{pmatrix} \begin{pmatrix} \frac{1}{\sqrt{5}} \\ -\frac{1}{\sqrt{5}} \end{pmatrix} \quad (18.6.100)$$

$$= \begin{pmatrix} \frac{1+\sqrt{5}}{2} & \frac{1-\sqrt{5}}{2} \\ 1 & 1 \end{pmatrix} \begin{pmatrix} \frac{\varphi^n}{\sqrt{5}} \\ -\frac{(1-\varphi)^n}{\sqrt{5}} \end{pmatrix} = \begin{pmatrix} * \\ \frac{\varphi^n - (1-\varphi)^n}{\sqrt{5}} \end{pmatrix}. \quad (18.6.101)$$

Hence

$$F_n = \frac{\varphi^n - (1-\varphi)^n}{\sqrt{5}}. \quad (18.6.102)$$

These are the famous Fibonacci numbers.

15. Call the three vectors  $u, v$  and  $w$ , respectively. Then

$$v^\perp = v - \frac{u \cdot v}{u \cdot u} u = v - \frac{3}{4} u = \begin{pmatrix} \frac{1}{4} \\ -\frac{3}{4} \\ \frac{1}{4} \\ \frac{1}{4} \end{pmatrix}, \quad (18.6.103)$$

and

$$w^\perp = w - \frac{u \cdot w}{u \cdot u} u - \frac{v^\perp \cdot w}{v^\perp \cdot v^\perp} v^\perp = w - \frac{3}{4} u - \frac{3}{4} v^\perp = \begin{pmatrix} -1 \\ 0 \\ 0 \\ 1 \end{pmatrix} \quad (18.6.104)$$

Dividing by lengths, an orthonormal basis for  $\text{span}\{u, v, w\}$  is

\$\$

\left\{

$$\begin{pmatrix} \frac{1}{2} \\ \frac{1}{2} \\ \frac{1}{2} \\ \frac{1}{2} \end{pmatrix} \quad (18.6.105)$$

,

$$\begin{pmatrix} \frac{\sqrt{3}}{6} \\ -\frac{\sqrt{3}}{2} \\ \frac{\sqrt{3}}{6} \\ \frac{\sqrt{3}}{6} \end{pmatrix} \quad (18.6.106)$$

,

$$\begin{pmatrix} -\frac{\sqrt{2}}{2} \\ 0 \\ 0 \\ \frac{\sqrt{2}}{2} \end{pmatrix} \quad (18.6.107)$$

\right\}, .

\]

16.

1. The columns of  $M$  span  $\text{im}L$  in the basis given for  $W$ .
2. The rows of  $M$  span  $(\ker L)^\perp$  in the basis given for  $V$ .
3. First we put  $M$  in RREF:

$$M = \begin{pmatrix} 1 & 2 & 1 & 3 \\ 2 & 1 & -1 & 2 \\ 1 & 0 & 0 & -1 \\ 4 & 1 & -1 & 0 \end{pmatrix} \sim \begin{pmatrix} 1 & 2 & 1 & 3 \\ 0 & -3 & -3 & -4 \\ 0 & -2 & -1 & -4 \\ 0 & -7 & -5 & -12 \end{pmatrix} \quad (18.6.108)$$

$$\sim \begin{pmatrix} 1 & 0 & -1 & \frac{1}{3} \\ 0 & 1 & 1 & \frac{4}{3} \\ 0 & 0 & 1 & -\frac{4}{3} \\ 0 & 0 & 2 & -\frac{8}{3} \end{pmatrix} \sim \begin{pmatrix} 1 & 0 & 0 & -1 \\ 0 & 1 & 0 & \frac{8}{3} \\ 0 & 0 & 1 & -\frac{4}{3} \\ 0 & 0 & 0 & 0 \end{pmatrix}. \quad (18.6.109)$$

Hence

$$\ker L = \text{span}\left\{v_1 - \frac{8}{3}v_2 + \frac{4}{3}v_3 + v_4\right\} \quad (18.6.110)$$

and

$$\text{im}L = \text{span}\{v_1 + 2v_2 + v_3 + 4v_4, 2v_1 + v_2 + v_4, v_1 - v_2 - v_4\}. \quad (18.6.111)$$

Thus  $\dim \ker L = 1$  and  $\dim \text{im}L = 3$  so

$$\dim \ker L + \dim \text{im}L = 1 + 3 = 4 = \dim V. \quad (18.6.112)$$

17.

1.

$$\begin{cases} 5 = 4a - 2c + c \\ 2 = a - b + c \\ 0 = a + b + c \\ 3 = 4a + 2b + c. \end{cases} \quad (18.6.113)$$

2. (Also 3, 4 and 5)

$$\left( \begin{array}{ccc|c} 4 & -2 & 1 & 5 \\ 1 & -1 & 1 & 2 \\ 1 & 1 & 1 & 0 \\ 4 & 2 & 1 & 3 \end{array} \right) \sim \left( \begin{array}{ccc|c} 1 & 1 & 1 & 0 \\ 0 & -6 & -3 & 5 \\ 0 & -2 & 0 & 2 \\ 0 & -2 & -3 & 3 \end{array} \right) \sim \left( \begin{array}{ccc|c} 1 & 0 & 1 & -1 \\ 0 & 1 & 0 & 1 \\ 0 & 0 & -3 & 11 \\ 0 & 0 & -3 & 3 \end{array} \right) \quad (18.6.114)$$

The system has no solutions because  $c = -1$  and  $c = -\frac{11}{3}$  is impossible.

6. Let

$$M = \begin{pmatrix} 4 & -2 & 1 \\ 1 & -1 & 1 \\ 1 & 1 & 1 \\ 4 & 2 & 1 \end{pmatrix} \text{ and } V = \begin{pmatrix} 5 \\ 2 \\ 0 \\ 3 \end{pmatrix}. \quad (18.6.115)$$

Then

$$M^T M = \begin{pmatrix} 34 & 0 & 10 \\ 0 & 10 & 0 \\ 10 & 0 & 4 \end{pmatrix} \text{ and } M^T V = \begin{pmatrix} 34 \\ -6 \\ 10 \end{pmatrix}. \quad (18.6.116)$$

So

Unknown environment 'amatrix'

The least squares solution is  $a = 1$ ,  $b = -\frac{3}{5}$  and  $c = 0$ .

7. The Captain predicts  $y(2) = 1.2^2 - \frac{3}{5} \cdot 2 + 0 = \frac{14}{5}$ .

18. We show that  $L$  is bijective if and only if  $M$  is invertible.

1. We suppose that  $L$  is bijective. Since  $L$  is injective, its kernel consists of the zero vector alone. So

$$\text{null}L = \dim \ker L = 0. \quad (18.6.117)$$

By the dimension formula,

$$\dim V = \text{null}L + \text{rank} L = \text{rank} L. \quad (18.6.118)$$

Since  $L$  is surjective,  $L(V) = W$ . So

$$\text{rank} L = \dim L(V) = \dim W. \quad (18.6.119)$$

So

$$\dim V = \text{rank} L = \dim W. \quad (18.6.120)$$

2. Since  $\dim V = \dim W$ , the matrix  $M$  is square so we can talk about its eigenvalues. Since  $L$  is injective, its kernel is the zero vector alone. That is, the only solution to  $LX = 0$  is  $X = 0_V$ . But  $LX$  is the same as  $MX$ , so the only solution to  $MX = 0$  is  $X = 0_V$ . So  $M$  does not have zero as an eigenvalue.
3. Since  $MX = 0$  has no non-zero solutions, the matrix  $M$  is invertible.
4. Now we suppose that  $M$  is an invertible matrix. Since  $M$  is invertible, the system  $MX = 0$  has no non-zero solutions. But  $LX$  is the same as  $MX$ , so the only solution to  $LX = 0$  is  $X = 0_V$ . So  $L$  does not have zero as an eigenvalue.
5. Since  $LX = 0$  has no non-zero solutions, the kernel of  $L$  is the zero vector alone. So  $L$  is injective.
6. Since  $M$  is invertible, we must have that  $\dim V = \dim W$ . By the Dimension Formula, we have

$$\dim V = \text{null}L + \text{rank} L \quad (18.6.121)$$

and since  $\ker L = \{0_V\}$  we have  $\text{null}L = \dim \ker L = 0$ , so

$$\dim W = \dim V = \text{rank} L = \dim L(V). \quad (18.6.122)$$

Since  $L(V)$  is a subspace of  $W$  with the same dimension as  $W$ , it must be equal to  $W$ . To see why, pick a basis  $B$  of  $L(V)$ . Each element of  $B$  is a vector in  $W$ , so the elements of  $B$  form a linearly independent set in  $W$ . Therefore  $B$  is a basis of  $W$ , since the size of  $B$  is equal to  $\dim W$ . So  $L(V) = \text{span} B = W$ . So  $L$  is surjective.

### Contributor

- [David Cherney](#), [Tom Denton](#), and [Andrew Waldron](#) (UC Davis)

---

This page titled [18.6: Sample Final Exam](#) is shared under a [not declared](#) license and was authored, remixed, and/or curated by [David Cherney](#), [Tom Denton](#), & [Andrew Waldron](#).

## 18.7: Movie Scripts 1-2

### G.1: What is Linear Algebra

#### Hint for Review Problem 5

Looking at the problem statement we find some important information, first that oranges always have twice as much sugar as apples, and second that the information about the barrel is recorded as  $(s, f)$ , where  $s$  = units of sugar in the barrel and  $f$  = number of pieces of fruit in the barrel.

We are asked to find a linear transformation relating this new representation to the one in the lecture, where in the lecture  $x$  = the number of apples and  $y$  = the number of oranges. This means we must create a system of equations relating the variable  $x$  and  $y$  to the variables  $s$  and  $f$  in matrix form. Your answer should be the matrix that transforms one set of variables into the other.

**Hint:** Let  $\lambda$  represent the amount of sugar in each apple.

1. To find the first equation relate  $f$  to the variables  $x$  and  $y$ .
2. To find the second equation, use the hint to figure out how much sugar is in  $x$  apples, and  $y$  oranges in terms of  $\lambda$ . Then write an equation for  $s$  using  $x$ ,  $y$  and  $\lambda$ .

### G.2: Systems of Linear Equations

#### Augmented Matrix Notation

Why is the augmented matrix

$$\left( \begin{array}{cc|c} 1 & 1 & 27 \\ 2 & -1 & 0 \end{array} \right), \quad (18.7.1)$$

equivalent to the system of equations

$$\begin{aligned} x + y &= 27 \\ 2x - y &= 0? \end{aligned}$$

Well the augmented matrix is just a new notation for the matrix equation

$$\begin{pmatrix} 1 & 1 \\ 2 & -1 \end{pmatrix} \begin{pmatrix} x \\ y \end{pmatrix} = \begin{pmatrix} 27 \\ 0 \end{pmatrix}$$

and if you review your matrix multiplication remember that

$$\begin{pmatrix} 1 & 1 \\ 2 & -1 \end{pmatrix} \begin{pmatrix} x \\ y \end{pmatrix} = \begin{pmatrix} x + y \\ 2x - y \end{pmatrix}$$

This means that

$$\begin{pmatrix} x + y \\ 2x - y \end{pmatrix} = \begin{pmatrix} 27 \\ 0 \end{pmatrix},$$

which is our original equation.

#### Equivalence of Augmented Matrices

Lets think about what it means for the two augmented matrices

$$\left( \begin{array}{cc|c} 1 & 1 & 27 \\ 2 & -1 & 0 \end{array} \right) \text{ and } \left( \begin{array}{cc|c} 1 & 0 & 9 \\ 0 & 1 & 18 \end{array} \right) \quad (18.7.2)$$

to be equivalent:

They are certainly not equal, because they don't match in each component, but since these augmented matrices represent a system, we might want to introduce a new kind of equivalence relation.

Well we could look at the system of linear equations this represents

$$\begin{aligned} x + y &= 27 \\ 2x - y &= 0 \end{aligned}$$

and notice that the solution is  $x = 9$  and  $y = 18$ . The other augmented matrix represents the system

$$\begin{aligned} x + 0 \cdot y &= 9 \\ 0 \cdot x + y &= 18 \end{aligned}$$

This clearly has the same solution. The first and second system are related in the sense that their solutions are the same. Notice that it is really nice to have the augmented matrix in the second form, because the matrix multiplication can be done in your head.

### Hints for Review Question 10

This question looks harder than it actually is: Row equivalence of matrices is an example of an *equivalence relation*. Recall that a relation  $\sim$  on a set of objects  $U$  is an equivalence relation if the following three properties are satisfied:

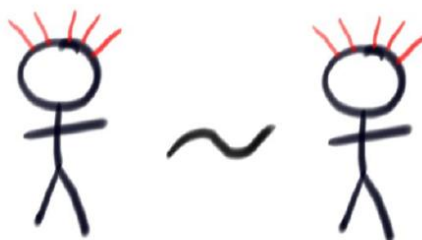
- Reflexive: For any  $x \in U$ , we have  $x \sim x$ .
- Symmetric: For any  $x, y \in U$ , if  $x \sim y$  then  $y \sim x$ .
- Transitive: For any  $x, y$  and  $z \in U$ , if  $x \sim y$  and  $y \sim z$  then  $x \sim z$ .

Show that row equivalence of augmented matrices is an equivalence relation.

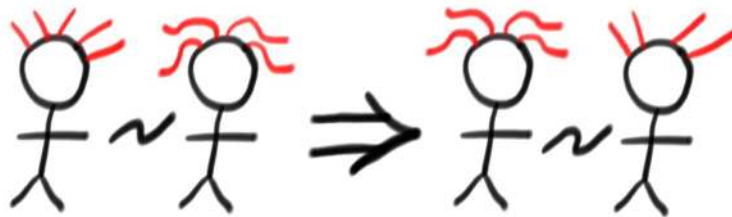
Firstly remember that an equivalence relation is just a more general version of "equals". Here we defined row equivalence for augmented matrices whose linear systems have solutions by the property that their solutions are the same.

So this question is really about the word "it same". Lets do a silly example: Lets replace the set of augmented matrices by the set of people who have hair. We will call two people equivalent if they have the same hair color. There are three properties to check:


- Reflexive: This just requires that you have the same hair color as yourself so obviously holds.



- Symmetric: If the first person, Bob (say) has the same hair color as a second person Betty(say), then Bob has the same hair color as Betty, so this holds too.



- Transitive: If Bob has the same hair color as Betty (say) and Betty has the same color as Brenda (say), then it follows that Bob and Brenda have the same hair color, so the transitive property holds too and we are done.



### Solution Set in Set Notation

Here is an augmented matrix, let's think about what the solution set looks like

$$\left( \begin{array}{ccc|c} 1 & 0 & 3 & 2 \\ 0 & 1 & 0 & 1 \end{array} \right) \quad (18.7.3)$$

This looks like the system

$$\begin{array}{rcl} 1 \cdot x_1 & + & 3x_3 = 2 \\ 1 \cdot x_2 & & = 1 \end{array}$$

Notice that when the system is written this way the copy of the  $2 \times 2$  identity matrix  $\begin{pmatrix} 1 & 0 \\ 0 & 1 \end{pmatrix}$  makes it easy to write a solution in terms of the variables  $x_1$  and  $x_2$ . We will call  $x_1$  and  $x_2$  the *pivot* variables. The third column  $\begin{pmatrix} 3 \\ 0 \end{pmatrix}$  does not look like part of an identity matrix, and there is no  $3 \times 3$  identity in the augmented matrix. Notice there are more variables than equations and that this means we will have to write the solutions for the system in terms of the variable  $x_3$ . We'll call  $x_3$  the *free* variable.

Let  $x_3 = \mu$ . (We could also just add a "dummy" equation  $x_3 = x_3$ .) Then we can rewrite the first equation in our system

$$\begin{array}{rcl} x_1 + 3x_3 & = & 2 \\ x_1 + 3\mu & = & 2 \\ x_1 & = & 2 - 3\mu. \end{array}$$

Then since the second equation doesn't depend on  $\mu$  we can keep the equation

$$x_2 = 1, \quad (18.7.4)$$

and for a third equation we can write

$$x_3 = \mu \tag{18.7.5}$$

so that we get the system

$$\begin{aligned} \begin{pmatrix} x_1 \\ x_2 \\ x_3 \end{pmatrix} &= \begin{pmatrix} 2 - 3\mu \\ 1 \\ \mu \end{pmatrix} \\ &= \begin{pmatrix} 2 \\ 1 \\ 0 \end{pmatrix} + \begin{pmatrix} -3\mu \\ 0 \\ \mu \end{pmatrix} \\ &= \begin{pmatrix} 2 \\ 1 \\ 0 \end{pmatrix} + \mu \begin{pmatrix} -3 \\ 0 \\ 1 \end{pmatrix}. \end{aligned}$$

Any value of  $\mu$  will give a solution of the system, and any system can be written in this form for some value of  $\mu$ . Since there are multiple solutions, we can also express them as a set:

$$\left\{ \begin{pmatrix} x_1 \\ x_2 \\ x_3 \end{pmatrix} = \begin{pmatrix} 2 \\ 1 \\ 0 \end{pmatrix} + \mu \begin{pmatrix} -3 \\ 0 \\ 1 \end{pmatrix} \mid \mu \in \mathbb{R} \right\}. \tag{18.7.6}$$

### Worked Examples of Gaussian Elimination

Let us consider that we are given two systems of equations that give rise to the following two (augmented) matrices:

$$\left( \begin{array}{cccc|c} 2 & 5 & 2 & 0 & 2 \\ 1 & 1 & 1 & 0 & 1 \\ 1 & 4 & 1 & 0 & 1 \end{array} \right) \quad \left( \begin{array}{cc|c} 5 & 2 & 9 \\ 0 & 5 & 10 \\ 0 & 3 & 6 \end{array} \right) \tag{18.7.7}$$

and we want to find the solution to those systems. We will do so by doing Gaussian elimination.

For the first matrix we have

$$\begin{aligned} \left( \begin{array}{cccc|c} 2 & 5 & 2 & 0 & 2 \\ 1 & 1 & 1 & 0 & 1 \\ 1 & 4 & 1 & 0 & 1 \end{array} \right) &\xrightarrow{R_1 \leftrightarrow R_2} \left( \begin{array}{cccc|c} 1 & 1 & 1 & 0 & 1 \\ 2 & 5 & 2 & 0 & 2 \\ 1 & 4 & 1 & 0 & 1 \end{array} \right) \\ &\xrightarrow{R_2 - 2R_1; R_3 - R_1} \left( \begin{array}{cccc|c} 1 & 1 & 1 & 0 & 1 \\ 0 & 3 & 0 & 0 & 0 \\ 0 & 3 & 0 & 0 & 0 \end{array} \right) \\ &\xrightarrow{\frac{1}{3}R_2} \left( \begin{array}{cccc|c} 1 & 1 & 1 & 0 & 1 \\ 0 & 1 & 0 & 0 & 0 \\ 0 & 3 & 0 & 0 & 0 \end{array} \right) \\ &\xrightarrow{R_1 - R_2; R_3 - 3R_2} \left( \begin{array}{cccc|c} 1 & 0 & 1 & 0 & 1 \\ 0 & 1 & 0 & 0 & 0 \\ 0 & 0 & 0 & 0 & 0 \end{array} \right) \end{aligned}$$

1. We begin by interchanging the first two rows in order to get a 1 in the upper-left hand corner and avoiding dealing with fractions.
2. Next we subtract row 1 from row 3 and twice from row 2 to get zeros in the left-most column.
3. Then we scale row 2 to have a 1 in the eventual pivot.
4. Finally we subtract row 2 from row 1 and three times from row 3 to get it into Reduced Row Echelon Form.

Therefore we can write  $x = 1 - \lambda$ ,  $y = 0$ ,  $z = \lambda$  and  $w = \mu$ , or in vector form

$$\begin{pmatrix} x \\ y \\ z \\ w \end{pmatrix} = \begin{pmatrix} 1 \\ 0 \\ 0 \\ 0 \end{pmatrix} + \lambda \begin{pmatrix} -1 \\ 0 \\ 1 \\ 0 \end{pmatrix} + \mu \begin{pmatrix} 0 \\ 0 \\ 0 \\ 1 \end{pmatrix}. \quad (18.7.8)$$

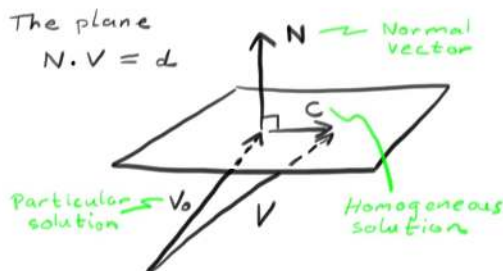
Now for the second system we have

$$\begin{aligned} \left( \begin{array}{cc|c} 5 & 2 & 9 \\ 0 & 5 & 10 \\ 0 & 3 & 6 \end{array} \right) &\xrightarrow{\frac{1}{5}R_2} \left( \begin{array}{cc|c} 5 & 2 & 9 \\ 0 & 1 & 2 \\ 0 & 3 & 6 \end{array} \right) \\ &\xrightarrow{R_3-3R_2} \left( \begin{array}{cc|c} 5 & 2 & 9 \\ 0 & 1 & 2 \\ 0 & 0 & 0 \end{array} \right) \\ &\xrightarrow{R_1-2R_2} \left( \begin{array}{cc|c} 5 & 0 & 5 \\ 0 & 1 & 2 \\ 0 & 0 & 0 \end{array} \right) \\ &\xrightarrow{\frac{1}{5}R_1} \left( \begin{array}{cc|c} 1 & 0 & 1 \\ 0 & 1 & 2 \\ 0 & 0 & 0 \end{array} \right) \end{aligned}$$

We scale the second and third rows appropriately in order to avoid fractions, then subtract the corresponding rows as before. Finally scale the first row and hence we have  $x = 1$  and  $y = 2$  as a unique solution.

## Planes

Here we want to describe the mathematics of planes in space. The video is summarised by the following picture:



A plane is often called  $\mathbb{R}^2$  because it is spanned by two coordinates, and space is called  $\mathbb{R}^3$  and has three coordinates, usually called  $(x, y, z)$ . The equation for a plane is

$$ax + by + cz = d. \quad (18.7.9)$$

Lets simplify this by calling  $V = (x, y, z)$  the vector of unknowns and  $N = (a, b, c)$ . Using the dot product in  $\mathbb{R}^3$  we have

$$N \cdot V = d. \quad (18.7.10)$$

Remember that when vectors are perpendicular their dot products vanish.  $\{ \text{I.e.} \} \{ U \cdot V = 0 \Leftrightarrow U \perp V \}$ . This means that if a vector  $V_0$  solves our equation  $N \cdot V = d$ , then so too does  $V_0 + C$  whenever  $C$  is perpendicular to  $N$ . This is because

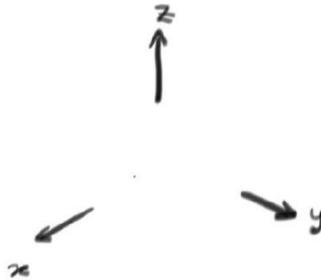
$$N \cdot (V_0 + C) = N \cdot V_0 + N \cdot C = d + 0 = d. \quad (18.7.11)$$

But  $C$  is ANY vector perpendicular to  $N$ , so all the possibilities for  $C$  span a plane whose normal vector is  $N$ . Hence we have shown that solutions to the equation  $ax + by + cz = 0$  are a plane with normal vector  $N = (a, b, c)$ .

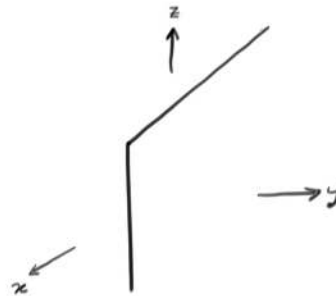
### Pictures and Explanation

This video considers solutions sets for linear systems with three unknowns. These are often called  $(x, y, z)$  and label points in  $\mathbb{R}^3$ . Lets work case by case:

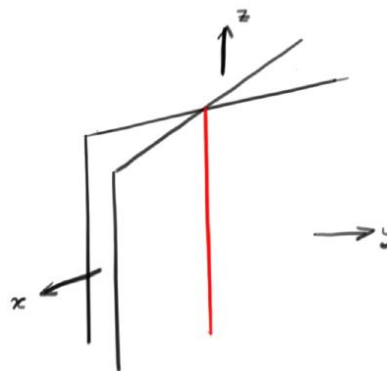
- If you have no equations at all, then any  $(x, y, z)$  is a solution, so the solution set is all of  $\mathbb{R}^3$ . The picture looks a little silly:



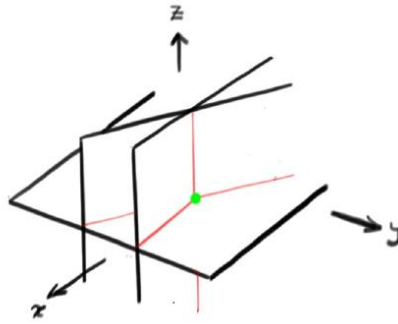
- For a single equation, the solution is a plane. This is explained in this video. The picture looks like this:



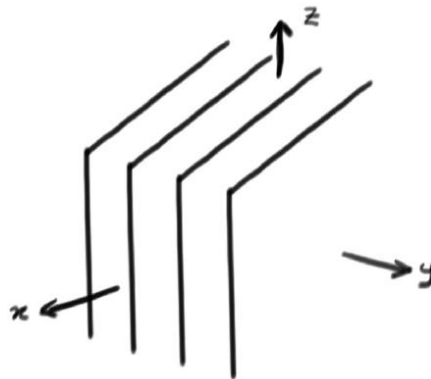
- For two equations, we must look at two planes. These usually intersect along a line, so the solution set will also (usually) be a line:



- For three equations, most often their intersection will be a single point so the solution will then be unique:



- Of course stuff can go wrong. Two different looking equations could determine the same plane, or worse equations could be inconsistent. If the equations are inconsistent, there will be no solutions at all. For example, if you had four equations determining four parallel planes the solution set would be empty. This looks like this:



#### Contributor

- [David Cherney](#), [Tom Denton](#), and [Andrew Waldron](#) (UC Davis)

---

This page titled [18.7: Movie Scripts 1-2](#) is shared under a [not declared](#) license and was authored, remixed, and/or curated by [David Cherney](#), [Tom Denton](#), & [Andrew Waldron](#).

## 18.8: Movie Scripts 3-4

### G.3: Vectors in Space $n$ -Vectors

#### Review of Parametric Notation

The equation for a plane in three variables  $x$ ,  $y$  and  $z$  looks like

$$ax + by + cz = d \quad (18.8.1)$$

where  $a$ ,  $b$ ,  $c$ , and  $d$  are constants. Lets look at the example

$$x + 2y + 5z = 3. \quad (18.8.2)$$

In fact this is a system of linear equations whose solutions form a plane with normal vector  $(1, 2, 5)$ . As an augmented matrix the system is simply

$$\left( \begin{array}{ccc|c} 1 & 2 & 5 & 3 \end{array} \right). \quad (18.8.3)$$

This is actually RREF! So we can let  $x$  be our pivot variable and  $y$ ,  $z$  be represented by free parameters  $\lambda_1$  and  $\lambda_2$ :

$$x = \lambda_1, \quad y = \lambda_2. \quad (18.8.4)$$

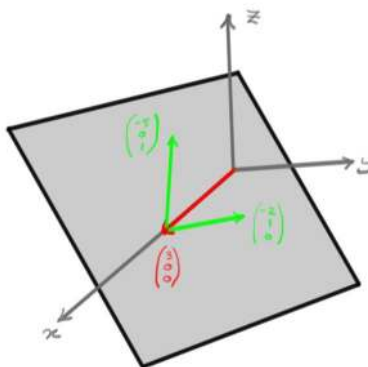
Thus we write the solution as

$$\begin{aligned} x &= -2\lambda_1 - 5\lambda_2 + 3 \\ y &= \lambda_1 \\ z &= \lambda_2 \end{aligned} \quad (18.8.5)$$

or in vector notation

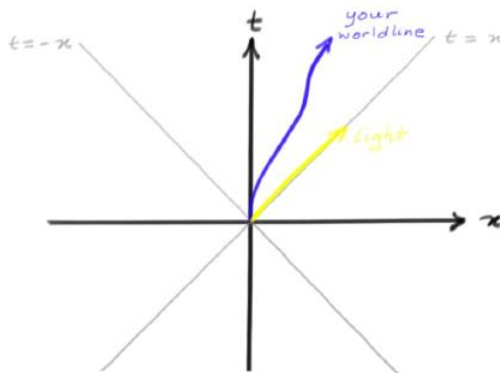
$$\begin{pmatrix} x \\ y \\ z \end{pmatrix} = \begin{pmatrix} 3 \\ 0 \\ 0 \end{pmatrix} + \lambda_1 \begin{pmatrix} -2 \\ 1 \\ 0 \end{pmatrix} + \lambda_2 \begin{pmatrix} -5 \\ 0 \\ 1 \end{pmatrix}. \quad (18.8.6)$$

This describes a plane parametric equation. Planes are "two-dimensional" because they are described by two free variables. Here's a picture of the resulting plane:



### The Story of Your Life

This video talks about the weird notion of a "length-squared" for a vector  $v = (x, t)$  given by  $\|v\|^2 = x^2 - t^2$  used in Einstein's theory of relativity. The idea is to plot the story of your life on a plane with coordinates  $(x, t)$ . The coordinate  $x$  encodes *where* an event happened (for real life situations, we must replace  $x \rightarrow (x, y, z) \in \mathbb{R}^3$ ). The coordinate  $t$  says *when* events happened. Therefore you can plot your life history as a worldline as shown:



Each point on the worldline corresponds to a place and time of an event in your life. The slope of the worldline has to do with your speed. Or to be precise, the inverse slope is your velocity. Einstein realized that the maximum speed possible was that of light, often called  $c$ . In the diagram above  $c = 1$  and corresponds to the lines  $x = \pm t \Rightarrow x^2 - t^2 = 0$ . This should get you started in your search for vectors with zero length.

## G.4: Vector Spaces

### Examples of Each Rule

Lets show that  $\mathbb{R}^2$  is a vector space. To do this (unless we invent some clever tricks) we will have to check all parts of the definition. Its worth doing this once, so here we go: Before we start, remember that for  $\mathbb{R}^2$  we define vector addition and scalar multiplication component-wise.

1. Additive closure: We need to make sure that when we add  $\begin{pmatrix} x_1 \\ x_2 \end{pmatrix}$  and  $\begin{pmatrix} y_1 \\ y_2 \end{pmatrix}$  that we do not get something outside the original vector space  $\mathbb{R}^2$ . This just relies on the underlying structure of real numbers whose sums are again real numbers so, using our component-wise addition law we have

$$\begin{pmatrix} x_1 \\ x_2 \end{pmatrix} + \begin{pmatrix} y_1 \\ y_2 \end{pmatrix} := \begin{pmatrix} x_1 + y_1 \\ x_2 + y_2 \end{pmatrix} \in \mathbb{R}^2. \quad (18.8.7)$$

2. Additive commutativity: We want to check that when we add any two vectors we can do so in either order, *i.e.*

$$\begin{pmatrix} x_1 \\ x_2 \end{pmatrix} + \begin{pmatrix} y_1 \\ y_2 \end{pmatrix} \stackrel{?}{=} \begin{pmatrix} y_1 \\ y_2 \end{pmatrix} + \begin{pmatrix} x_1 \\ x_2 \end{pmatrix}. \quad (18.8.8)$$

This again relies on the underlying real numbers which for any  $x, y \in \mathbb{R}$  obey

$$x + y = y + x. \quad (18.8.9)$$

This fact underlies the middle step of the following computation

$$\begin{pmatrix} x_1 \\ x_2 \end{pmatrix} + \begin{pmatrix} y_1 \\ y_2 \end{pmatrix} = \begin{pmatrix} x_1 + y_1 \\ x_2 + y_2 \end{pmatrix} = \begin{pmatrix} y_1 + x_1 \\ y_2 + x_2 \end{pmatrix} = \begin{pmatrix} y_1 \\ y_2 \end{pmatrix} + \begin{pmatrix} x_1 \\ x_2 \end{pmatrix} \quad (18.8.10)$$

which demonstrates what we wished to show.

3. Additive Associativity: This shows that we needn't specify with parentheses which order we intend to add triples of vectors because their sums will agree for either choice. What we have to check is

$$\left( \begin{pmatrix} x_1 \\ x_2 \end{pmatrix} + \begin{pmatrix} y_1 \\ y_2 \end{pmatrix} \right) + \begin{pmatrix} z_1 \\ z_2 \end{pmatrix} \stackrel{?}{=} \begin{pmatrix} x_1 \\ x_2 \end{pmatrix} + \left( \begin{pmatrix} y_1 \\ y_2 \end{pmatrix} + \begin{pmatrix} z_1 \\ z_2 \end{pmatrix} \right). \quad (18.8.11)$$

Again this relies on the underlying associativity of real numbers:

$$(x + y) + z = x + (y + z). \quad (18.8.12)$$

The computation required is

$$\left( \begin{pmatrix} x_1 \\ x_2 \end{pmatrix} + \begin{pmatrix} y_1 \\ y_2 \end{pmatrix} \right) + \begin{pmatrix} z_1 \\ z_2 \end{pmatrix} = \begin{pmatrix} x_1 + y_1 \\ x_2 + y_2 \end{pmatrix} + \begin{pmatrix} z_1 \\ z_2 \end{pmatrix} = \begin{pmatrix} (x_1 + y_1) + z_1 \\ (x_2 + y_2) + z_2 \end{pmatrix} \quad (18.8.13)$$

$$= \begin{pmatrix} x_1 + (y_1 + z_1) \\ x_2 + (y_2 + z_2) \end{pmatrix} = \begin{pmatrix} x_1 \\ x_2 \end{pmatrix} + \begin{pmatrix} y_1 + z_1 \\ y_2 + z_2 \end{pmatrix} = \begin{pmatrix} x_1 \\ x_2 \end{pmatrix} + \left( \begin{pmatrix} y_1 \\ y_2 \end{pmatrix} + \begin{pmatrix} z_1 \\ z_2 \end{pmatrix} \right). \quad (18.8.14)$$

4. Zero: There needs to exist a vector  $\vec{0}$  that works the way we would expect zero to behave, *i.e.*

$$\begin{pmatrix} x_1 \\ y_1 \end{pmatrix} + \vec{0} = \begin{pmatrix} x_1 \\ y_1 \end{pmatrix}. \quad (18.8.15)$$

It is easy to find, the answer is

$$\vec{0} = \begin{pmatrix} 0 \\ 0 \end{pmatrix}. \quad (18.8.16)$$

You can easily check that when this vector is added to any vector, the result is unchanged.

5. Additive Inverse: We need to check that when we have  $\begin{pmatrix} x_1 \\ x_2 \end{pmatrix}$ , there is another vector that can be added to it so the sum is  $\vec{0}$ .

(Note that it is important to first figure out what  $\vec{0}$  is here!) The answer for the additive inverse of  $\begin{pmatrix} x_1 \\ x_2 \end{pmatrix}$  is  $\begin{pmatrix} -x_1 \\ -x_2 \end{pmatrix}$  because

$$\begin{pmatrix} x_1 \\ x_2 \end{pmatrix} + \begin{pmatrix} -x_1 \\ -x_2 \end{pmatrix} = \begin{pmatrix} x_1 - x_1 \\ x_2 - x_2 \end{pmatrix} = \begin{pmatrix} 0 \\ 0 \end{pmatrix} = \vec{0}. \quad (18.8.17)$$

We are half-way done, now we need to consider the rules for scalar multiplication. Notice, that we multiply vectors by scalars (*i.e.* numbers) but do NOT multiply a vectors by vectors.

1. Multiplicative closure: Again, we are checking that an operation does not produce vectors outside the vector space. For a scalar  $a \in \mathbb{R}$ , we require that  $a \begin{pmatrix} x_1 \\ x_2 \end{pmatrix}$  lies in  $\mathbb{R}^2$ . First we compute using our component-wise rule for scalars times vectors:

$$a \begin{pmatrix} x_1 \\ x_2 \end{pmatrix} = \begin{pmatrix} ax_1 \\ ax_2 \end{pmatrix}. \quad (18.8.18)$$

Since products of real numbers  $ax_1$  and  $ax_2$  are again real numbers we see this is indeed inside  $\mathbb{R}^2$ .

2. Multiplicative distributivity: The equation we need to check is

$$(a + b) \begin{pmatrix} x_1 \\ x_2 \end{pmatrix} \stackrel{?}{=} a \begin{pmatrix} x_1 \\ x_2 \end{pmatrix} + b \begin{pmatrix} x_1 \\ x_2 \end{pmatrix}. \quad (18.8.19)$$

Once again this is a simple LHS=RHS proof using properties of the real numbers. Starting on the left we have

$$(a + b) \begin{pmatrix} x_1 \\ x_2 \end{pmatrix} = \begin{pmatrix} (a + b)x_1 \\ (a + b)x_2 \end{pmatrix} = \begin{pmatrix} ax_1 + bx_1 \\ ax_2 + bx_2 \end{pmatrix} \quad (18.8.20)$$

$$= \begin{pmatrix} ax_1 \\ ax_2 \end{pmatrix} + \begin{pmatrix} bx_1 \\ bx_2 \end{pmatrix} = a \begin{pmatrix} x_1 \\ x_2 \end{pmatrix} + b \begin{pmatrix} x_1 \\ x_2 \end{pmatrix}, \quad (18.8.21)$$

as required.

3. Additive distributivity: This time we need to check the equation

$$a \left( \begin{pmatrix} x_1 \\ x_2 \end{pmatrix} + \begin{pmatrix} y_1 \\ y_2 \end{pmatrix} \right) \stackrel{?}{=} a \begin{pmatrix} x_1 \\ x_2 \end{pmatrix} + a \begin{pmatrix} y_1 \\ y_2 \end{pmatrix}, \quad (18.8.22)$$

*i.e.*, one scalar but two different vectors. The method is by now becoming familiar

$$a \left( \begin{pmatrix} x_1 \\ x_2 \end{pmatrix} + \begin{pmatrix} y_1 \\ y_2 \end{pmatrix} \right) = a \left( \begin{pmatrix} x_1 + y_1 \\ x_2 + y_2 \end{pmatrix} \right) = \begin{pmatrix} a(x_1 + y_1) \\ a(x_2 + y_2) \end{pmatrix} \quad (18.8.23)$$

$$= \begin{pmatrix} ax_1 + ay_1 \\ ax_2 + ay_2 \end{pmatrix} = \begin{pmatrix} ax_1 \\ ax_2 \end{pmatrix} + \begin{pmatrix} ay_1 \\ ay_2 \end{pmatrix} = a \begin{pmatrix} x_1 \\ x_2 \end{pmatrix} + a \begin{pmatrix} y_1 \\ y_2 \end{pmatrix}, \quad (18.8.24)$$

again as required.

4. Multiplicative associativity. Just as for addition, this is the requirement that the order of bracketing does not matter. We need to establish whether

$$(a \cdot b) \cdot \begin{pmatrix} x_1 \\ x_2 \end{pmatrix} \stackrel{?}{=} a \cdot \left( b \cdot \begin{pmatrix} x_1 \\ x_2 \end{pmatrix} \right), \quad (18.8.25)$$

This clearly holds for real numbers  $a \cdot (b \cdot x) = (a \cdot b) \cdot x$ . The computation is

$$(a \cdot b) \cdot \begin{pmatrix} x_1 \\ x_2 \end{pmatrix} = \begin{pmatrix} (a \cdot b) \cdot x_1 \\ (a \cdot b) \cdot x_2 \end{pmatrix} = \begin{pmatrix} a \cdot (b \cdot x_1) \\ a \cdot (b \cdot x_2) \end{pmatrix} = a \cdot \begin{pmatrix} (b \cdot x_1) \\ (b \cdot x_2) \end{pmatrix} = a \cdot \left( b \cdot \begin{pmatrix} x_1 \\ x_2 \end{pmatrix} \right), \quad (18.8.26)$$

which is what we want.

5. Unity: We need to find a special scalar acts the way we would expect "1" to behave. *I.e.*

$$"1" \cdot \begin{pmatrix} x_1 \\ x_2 \end{pmatrix} = \begin{pmatrix} x_1 \\ x_2 \end{pmatrix}. \quad (18.8.27)$$

There is an obvious choice for this special scalar---just the real number 1 itself. Indeed, to be pedantic lets calculate

$$1 \cdot \begin{pmatrix} x_1 \\ x_2 \end{pmatrix} = \begin{pmatrix} 1 \cdot x_1 \\ 1 \cdot x_2 \end{pmatrix} = \begin{pmatrix} x_1 \\ x_2 \end{pmatrix}. \quad (18.8.28)$$

Now we are done---we have really proven the  $\mathbb{R}^2$  is a vector space so lets write a little square  $\square$  to celebrate.

## Example of a Vector Space

This video talks about the definition of a vector space. Even though the definition looks long, complicated and abstract, it is actually designed to model a very wide range of real life situations. As an example, consider the vector space

$$V = \{\text{all possible ways to hit a hockey puck}\}. \quad (18.8.29)$$

The different ways of hitting a hockey puck can all be considered as vectors. You can think about adding vectors by having two players hitting the puck at the same time. This picture shows vectors  $N$  and  $J$  corresponding to the ways Nicole Darwitz and Jenny Potter hit a hockey puck, plus the vector obtained when they hit the puck together.



You can also model the new vector  $2J$  obtained by scalar multiplication by 2 by thinking about Jenny hitting the puck twice (or a world with two Jenny Potters....). Now ask yourself questions like whether the multiplicative distributive law

$$2J + 2N = 2(J + N) \quad (18.8.30)$$

make sense in this context.

## Hint for Review Question 5

Lets worry about the last part of the problem. The problem can be solved by considering a non-zero simple polynomial, such as a degree 0 polynomial, and multiplying by  $i \in \mathbb{C}$ . That is to say we take a vector  $p \in P_3^{\mathbb{R}}$  and then considering  $i \cdot p$ . This will violate one of the vector space rules about scalars, and you should take from this that the scalar field matters.

As a second hint, consider  $\mathbb{Q}$  (the field of rational numbers). This is not a vector space over  $\mathbb{R}$  since  $\sqrt{2} \cdot 1 = \sqrt{2} \notin \mathbb{Q}$ , so it is not closed under scalar multiplication, but it is clearly a vector space over  $\mathbb{Q}$ .

#### Contributor

- [David Cherney](#), [Tom Denton](#), and [Andrew Waldron](#) (UC Davis)

---

This page titled [18.8: Movie Scripts 3-4](#) is shared under a [not declared](#) license and was authored, remixed, and/or curated by [David Cherney](#), [Tom Denton](#), & [Andrew Waldron](#).

## 18.9: Movie Scripts 5-6

### G.5: Linear Transformations

#### Hint for Review Question 5

The first thing we see in the problem is a definition of this new space  $P_n$ . Elements of  $P_n$  are polynomials that look like

$$a_0 + a_1t + a_2t^2 + \dots + a_nt^n \quad (18.9.1)$$

where the  $a_i$ 's are constants. So this means if  $L$  is a linear transformation from  $P_2 \rightarrow P_3$  that the inputs of  $L$  are degree two polynomials which look like

$$a_0 + a_1t + a_2t^2 \quad (18.9.2)$$

and the output will have degree three and look like

$$b_0 + b_1t + b_2t^2 + b_3t^3 \quad (18.9.3)$$

We also know that  $L$  is a linear transformation, so what does that mean in this case? Well, by linearity we know that we can separate out the sum, and pull out the constants so we get

$$L(a_0 + a_1t + a_2t^2) = a_0L(1) + a_1L(t) + a_2L(t^2) \quad (18.9.4)$$

Just this should be really helpful for the first two parts of the problem. The third part of the problem is asking us to think about this as a linear algebra problem, so lets think about how we could write this in the vector notation we use in the class. We could write

$$a_0 + a_1t + a_2t^2 \text{ as } \begin{pmatrix} a_0 \\ a_1 \\ a_2 \end{pmatrix} \quad (18.9.5)$$

And think for a second about how you add polynomials, you match up terms of the same degree and add the constants component-wise. So it makes some sense to think about polynomials this way, since vector addition is also component-wise.

We could also write the output

$$b_0 + b_1t + b_2t^2 + b_3t^3 \text{ as } \begin{pmatrix} b_0 \\ b_1 \\ b_2 \\ b_3 \end{pmatrix} \quad (18.9.6)$$

Then lets look at the information given in the problem and think about it in terms of column vectors

1.  $L(1) = 4$  but we can think of the input  $1 = 1 + 0t + 0t^2$  and the output  $4 = 4 + 0t + 0t^2 + 0t^3$  and write this as  $L \begin{pmatrix} 1 \\ 0 \\ 0 \end{pmatrix} = \begin{pmatrix} 4 \\ 0 \\ 0 \\ 0 \end{pmatrix}$
2.  $L(t) = t^3$  This can be written as  $L \begin{pmatrix} 0 \\ 1 \\ 0 \end{pmatrix} = \begin{pmatrix} 0 \\ 0 \\ 0 \\ 1 \end{pmatrix}$
3.  $L(t^2) = t - 1$  It might be a little trickier to figure out how to write  $t - 1$  but if we write the polynomial out with the terms in order and with zeroes next to the terms that do not appear, we can see that

$$t - 1 = -1 + t + 0t^2 + 0t^3 \text{ corresponds to } \begin{pmatrix} -1 \\ 1 \\ 0 \\ 0 \end{pmatrix} \quad (18.9.7)$$

So this can be written as  $L \begin{pmatrix} 0 \\ 0 \\ 1 \end{pmatrix} = \begin{pmatrix} -1 \\ 1 \\ 0 \\ 0 \end{pmatrix}$

Now to think about how you would write the linear transformation  $L$  as a matrix, first think about what the dimensions of the matrix would be. Then look at the first two parts of this problem to help you figure out what the entries should be.

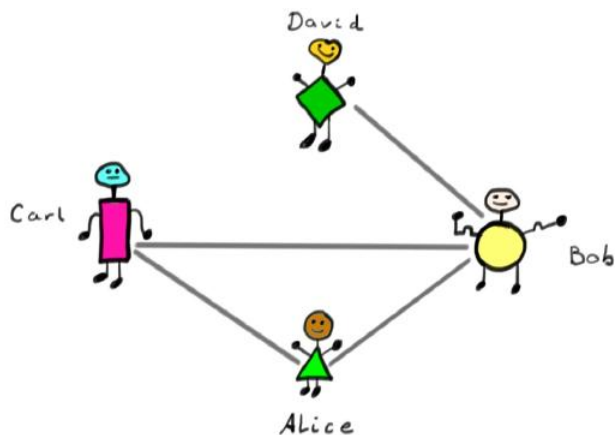
## G.6: Matrices

### Adjacency Matrix Example

Lets think about a graph as a mini-facebook. In this tiny facebook there are only four people, Alice, Bob, Carl, and David.

Suppose we have the following relationships

1. Alice and Bob are friends.
2. Alice and Carl are friends.
3. Carl and Bob are friends.
4. David and Bob are friends.



Now draw a picture where each person is a dot, and then draw a line between the dots of people who are friends. This is an example of a graph if you think of the people as nodes, and the friendships as edges.

Now lets make a  $4 \times 4$  matrix, which is an adjacency matrix for the graph. Make a column and a row for each of the four people. It will look a lot like a table. When two people are friends put a 1 in the row of one and the column of the other. For example Alice and Carl are friends so we can label the table below.

	<i>A</i>	<i>B</i>	<i>C</i>	<i>D</i>
<i>A</i>			1	
<i>B</i>				
<i>C</i>	1			
<i>D</i>				

(18.9.8)

We can continue to label the entries for each friendship. Here lets assume that people are friends with themselves, so the diagonal will be all ones.

	<i>A</i>	<i>B</i>	<i>C</i>	<i>D</i>
<i>A</i>	1	1	1	0
<i>B</i>	1	1	1	1
<i>C</i>	1	1	1	0
<i>D</i>	0	1	0	1

(18.9.9)

Then take the entries of this table as a matrix

$$\begin{pmatrix} 1 & 1 & 1 & 0 \\ 1 & 1 & 1 & 1 \\ 1 & 1 & 1 & 0 \\ 0 & 1 & 0 & 1 \end{pmatrix} \quad (18.9.10)$$

Notice that this table is symmetric across the diagonal, the same way a multiplication table would be symmetric. This is because on facebook friendship is symmetric in the sense that you can't be friends with someone if they aren't friends with you too. This is an example of a symmetric matrix.

You could think about what you would have to do differently to draw a graph for something like twitter where you don't have to follow everyone who follows you. The adjacency matrix might not be symmetric then.

## Do Matrices Commute?

This video shows you a funny property of matrices. Some matrix properties look just like those for numbers. For example numbers obey

$$a(bc) = (ab)c \quad (18.9.11)$$

and so do matrices:

$$A(BC) = (AB)C. \quad (18.9.12)$$

This says the order of bracketing does not matter and is called associativity. Now we ask ourselves whether the basic property of numbers

$$ab = ba, \quad (18.9.13)$$

holds for matrices

$$AB \stackrel{?}{=} BA. \quad (18.9.14)$$

For this, firstly note that we need to work with square matrices even for both orderings to even make sense. Lets take a simple  $2 \times 2$  example, let

$$A = \begin{pmatrix} 1 & a \\ 0 & 1 \end{pmatrix}, \quad B = \begin{pmatrix} 1 & b \\ 0 & 1 \end{pmatrix}, \quad C = \begin{pmatrix} 1 & 0 \\ a & 1 \end{pmatrix}. \quad (18.9.15)$$

In fact, computing  $AB$  and  $BA$  we get the same result

$$AB = BA = \begin{pmatrix} 1 & a+b \\ 0 & 1 \end{pmatrix}, \quad (18.9.16)$$

so this pair of matrices do commute. Lets try  $A$  and  $C$ :

$$AC = \begin{pmatrix} 1+a^2 & a \\ a & 1 \end{pmatrix}, \quad \text{and} \quad CA = \begin{pmatrix} 1 & a \\ a & 1+a^2 \end{pmatrix} \quad (18.9.17)$$

so

$$AC \neq CA \quad (18.9.18)$$

and this pair of matrices does *not* commute. Generally, matrices usually do not commute, and the problem of finding those that do

is a very interesting one.

## Matrix Exponential Example

This video shows you how to compute

$$\exp \begin{pmatrix} 0 & \theta \\ -\theta & 0 \end{pmatrix}. \quad (18.9.19)$$

For this we need to remember that the matrix exponential is defined by its power series

$$\exp M := I + M + \frac{1}{2!}M^2 + \frac{1}{3!}M^3 + \dots. \quad (18.9.20)$$

Now lets call

$$\begin{pmatrix} 0 & \theta \\ -\theta & 0 \end{pmatrix} = i\theta \quad (18.9.21)$$

where the *matrix*

$$i := \begin{pmatrix} 0 & 1 \\ -1 & 0 \end{pmatrix} \quad (18.9.22)$$

and by matrix multiplication is seen to obey

$$i^2 = -I, \quad i^3 = -i, i^4 = I. \quad (18.9.23)$$

Using these facts we compute by organizing terms according to whether they have an  $i$  or not:

$$\begin{aligned} \exp i\theta &= I + \frac{1}{2!}\theta^2(-I) + \frac{1}{4!}(+I) + \dots \\ &+ i\theta + \frac{1}{3!}\theta^3(-i) + \frac{1}{5!}i + \dots \\ &= I\left(1 - \frac{1}{2!}\theta^2 + \frac{1}{4!}\theta^4 + \dots\right) \\ &+ i\left(\theta - \frac{1}{3!}\theta^3 + \frac{1}{5!}\theta^5 + \dots\right) \\ &= I \cos \theta + i \sin \theta \\ &= \begin{pmatrix} \cos \theta & \sin \theta \\ -\sin \theta & \cos \theta \end{pmatrix}. \end{aligned}$$

Here we used the familiar Taylor series for the cosine and sine functions. A fun thing to think about is how the above matrix acts on vector in the plane.

## Proof Explanation

In this video we will talk through the steps required to prove  $\text{tr } MN = \text{tr } NM$ . We want to show that for  $S = \{v_1, \dots, v_n\}$  a basis for a vector space  $V$ , then every vector  $w \in V$  can be written *uniquely* as a linear combination of vectors in the basis  $S$ :

$$w = c^1v_1 + \dots + c^nv_n. \quad (18.9.24)$$

We should remember that since  $S$  is a basis for  $V$ , we know two things

1.  $V = \text{span}S$
2.  $v_1, \dots, v_n$  are linearly independent, which means that whenever we have  $a^1v_1 + \dots + a^nv_n = 0$  this implies that  $a^i = 0$  for all  $i = 1, \dots, n$ .

This first fact makes it easy to say that there exist constants  $c^i$  such that  $w = c^1v_1 + \dots + c^nv_n$ . What we don't yet know is that these  $c^1, \dots, c^n$  are unique.

In order to show that these are unique, we will suppose that they are not, and show that this causes a contradiction. So suppose there exists a second set of constants  $d^i$  such that

$$w = d^1v_1 + \dots + d^nv_n. \quad (18.9.25)$$

For this to be a contradiction we need to have  $c^i \neq d^i$  for some  $i$ . Then look what happens when we take the difference of these two versions of  $w$ :

$$\begin{aligned} 0_V &= w - w \\ &= (c^1 v_1 + \dots + c^n v_n) - (d^1 v_1 + \dots + d^n v_n) \\ &= (c^1 - d^1) v_1 + \dots + (c^n - d^n) v_n. \end{aligned}$$

Since the  $v_i$ 's are linearly independent this implies that  $c^i - d^i = 0$  for all  $i$ , this means that we cannot have  $c^i \neq d^i$ , which is a contradiction.

### Hint for Review Question 4

This problem just amounts to remembering that the dot product of  $x = (x_1, x_2, \dots, x_n)$  and  $y = (y_1, y_2, \dots, y_n)$  is

$$x_1 y_1 + x_2 y_2 + \dots + x_n y_n. \tag{18.9.26}$$

Then try multiplying the above row vector times  $y^T$  and compare.

### Hint for Review Problem 5

The majority of the problem comes down to showing that matrices are right distributive. Let  $M_k$  is all  $n \times k$  matrices for any  $n$ , and define the map  $f_R: M_k \rightarrow M_m$  by  $f_R(M) = MR$  where  $R$  is some  $k \times m$  matrix. It should be clear that  $f_R(\alpha \cdot M) = (\alpha M)R = \alpha(MR) = \alpha f_R(M)$  for any scalar  $\alpha$ . Now all that needs to be proved is that

$$f_R(M + N) = (M + N)R = MR + NR = f_R(M) + f_R(N), \tag{18.9.27}$$

and you can show this by looking at each entry.

We can actually generalize the concept of this problem. Let  $V$  be some vector space and  $\mathbb{M}$  be some collection of matrices, and we say that  $\mathbb{M}$  is a *left-action* on  $V$  if

$$(M \cdot N) \circ v = M \circ (N \circ v) \tag{18.9.28}$$

for all  $M, N \in \mathbb{M}$  and  $v \in V$  where  $\cdot$  denoted multiplication in  $\mathbb{M}$  (i.e. standard matrix multiplication) and  $\circ$  denotes the matrix is a linear map on a vector (i.e.  $M(v)$ ). There is a corresponding notion of a right action where

$$v \circ (M \cdot N) = (v \circ M) \circ N \tag{18.9.29}$$

where we treat  $v \circ M$  as  $M(v)$  as before, and note the order in which the matrices are applied. People will often omit the left or right because they are essentially the same, and just say that  $\mathbb{M}$  acts on  $V$ .

### Hint for Review Question 8

This is a hint for computing exponents of matrices. So what is  $e^A$  if  $A$  is a matrix? We remember that the Taylor series for

$$e^x = \sum_{n=0}^{\infty} \frac{x^n}{n!}. \tag{18.9.30}$$

So as matrices we can think about

$$e^A = \sum_{n=0}^{\infty} \frac{A^n}{n!}. \tag{18.9.31}$$

This means we are going to have an idea of what  $A^n$  looks like for any  $n$ . Lets look at the example of one of the matrices in the problem. Let

$$A = \begin{pmatrix} 1 & \lambda \\ 0 & 1 \end{pmatrix}. \quad (18.9.32)$$

Lets compute  $A^n$  for the first few  $n$ .

$$\begin{aligned} A^0 &= \begin{pmatrix} 1 & 0 \\ 0 & 1 \end{pmatrix} \\ A^1 &= \begin{pmatrix} 1 & \lambda \\ 0 & 1 \end{pmatrix} \\ A^2 &= A \cdot A = \begin{pmatrix} 1 & 2\lambda \\ 0 & 1 \end{pmatrix} \\ A^3 &= A^2 \cdot A = \begin{pmatrix} 1 & 3\lambda \\ 0 & 1 \end{pmatrix}. \end{aligned}$$

There is a pattern here which is that

$$A^n = \begin{pmatrix} 1 & n\lambda \\ 0 & 1 \end{pmatrix}, \quad (18.9.33)$$

then we can think about the first few terms of the sequence

$$e^A = \sum_{n=0}^{\infty} \frac{A^n}{n!} = A^0 + A + \frac{1}{2!}A^2 + \frac{1}{3!}A^3 + \dots \quad (18.9.34)$$

Looking at the entries when we add this we get that the upper left-most entry looks like this:

$$1 + 1 + \frac{1}{2} + \frac{1}{3!} + \dots = \sum_{n=0}^{\infty} \frac{1}{n!} = e^1. \quad (18.9.35)$$

Continue this process with each of the entries using what you know about Taylor series expansions to find the sum of each entry.

### Hint for Review Problem 3

First note that (b) implies (a) is the easy direction: just think about what it means for  $M$  to be non-singular and for a linear function to be well-defined. Therefore we assume that  $M$  is singular which implies that there exists a non-zero vector  $X_0$  such that  $MX_0 = 0$ . Now assume there exists some vector  $X_V$  such that  $MX_V = V$ , and look at what happens to  $X_V + c \cdot X_0$  for any  $c$  in your field. Lastly don't forget to address what happens if  $X_V$  does not exist.

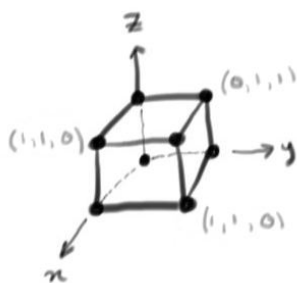
### Hint for Review Problem 4

In the text, only inverses for square matrices were discussed, but there is a notion of left and right inverses for matrices that are not square. It helps to look at an example with bits to see why. To start with we look at vector spaces

$$\mathbb{Z}_2^3 = \{(x, y, z) | x, y, z = 0, 1\} \quad \text{and} \quad \mathbb{Z}_2^2 = \{(x, y) | x, y = 0, 1\}. \quad (18.9.36)$$

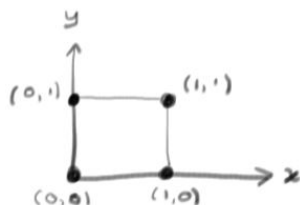
These have 8 and 4 vectors, respectively, that can be depicted as corners of a cube or square:

$$\mathbb{Z}_2^3 \quad (18.9.37)$$



or

$$\mathbb{Z}_2^3 \tag{18.9.38}$$



Now lets consider a linear transformation

$$L : \mathbb{Z}_2^3 \rightarrow \mathbb{Z}_2^2. \tag{18.9.39}$$

This must be represented by a matrix, and lets take the example

$$L \begin{pmatrix} x \\ y \\ z \end{pmatrix} = \begin{pmatrix} 0 & 1 & 1 \\ 1 & 1 & 0 \end{pmatrix} \begin{pmatrix} x \\ y \\ z \end{pmatrix} := AX. \tag{18.9.40}$$

Since we have bits, we can work out what  $L$  does to every vector, this is listed below

$$\begin{aligned} (0, 0, 0) &\xrightarrow{L} (0, 0) \\ (0, 0, 1) &\xrightarrow{L} (1, 0) \\ (1, 1, 0) &\xrightarrow{L} (1, 0) \\ (1, 0, 0) &\xrightarrow{L} (0, 1) \\ (0, 1, 1) &\xrightarrow{L} (0, 1) \\ (0, 1, 0) &\xrightarrow{L} (1, 1) \\ (1, 0, 1) &\xrightarrow{L} (1, 1) \\ (1, 1, 1) &\xrightarrow{L} (1, 1) \end{aligned} \tag{18.9.41}$$

Now lets think about left and right inverses. A left inverse  $B$  to the matrix  $A$  would obey

$$BA = I \tag{18.9.42}$$

and since the identity matrix is square,  $B$  must be  $2 \times 3$ . It would have to undo the action of  $A$  and return vectors in  $\mathbb{Z}_2^3$  to where they started from. But above, we see that different vectors in  $\mathbb{Z}_2^3$  are mapped to the same vector in  $\mathbb{Z}_2^2$  by the linear transformation  $L$  with matrix  $A$ . So  $B$  cannot exist. However a right inverse  $C$  obeying

$$AC = I \quad (18.9.43)$$

can. It would be  $2 \times 2$ . Its job is to take a vector in  $\mathbb{Z}_2^2$  back to one in  $\mathbb{Z}_2^3$  in a way that gets undone by the action of  $A$ . This can be done, but not uniquely.

### Using an $LU$ Decomposition

Lets go through how to use a LU decomposition to speed up solving a system of equations. Suppose you want to solve for  $x$  in the equation  $Mx = b$

$$\begin{pmatrix} 1 & 0 & -5 \\ 3 & -1 & -14 \\ 1 & 0 & -3 \end{pmatrix} x = \begin{pmatrix} 6 \\ 19 \\ 4 \end{pmatrix} \quad (18.9.44)$$

where you are given the decomposition of  $M$  into the product of  $L$  and  $U$  which are lower and upper and lower triangular matrices respectively.

$$M = \begin{pmatrix} 1 & 0 & -5 \\ 3 & -1 & -14 \\ 1 & 0 & -3 \end{pmatrix} = \begin{pmatrix} 1 & 0 & 0 \\ 3 & 1 & 0 \\ 1 & 0 & 2 \end{pmatrix} \begin{pmatrix} 1 & 0 & -5 \\ 0 & -1 & 1 \\ 0 & 0 & 1 \end{pmatrix} = LU \quad (18.9.45)$$

First you should solve  $L(Ux) = b$  for  $Ux$ . The augmented matrix you would use looks like this

$$\left( \begin{array}{ccc|c} 1 & 0 & 0 & 6 \\ 3 & 1 & 0 & 19 \\ 1 & 0 & 2 & 4 \end{array} \right) \quad (18.9.46)$$

This is an easy augmented matrix to solve because it is upper triangular. If you were to write out the three equations using variables, you would find that the first equation has already been solved, and is ready to be plugged into the second equation. This backward substitution makes solving the system much faster. Try it and in a few steps you should be able to get

$$\left( \begin{array}{ccc|c} 1 & 0 & 0 & 6 \\ 0 & 1 & 0 & 1 \\ 0 & 0 & 1 & -1 \end{array} \right) \quad (18.9.47)$$

This tells us that  $Ux = \begin{pmatrix} 6 \\ 1 \\ -1 \end{pmatrix}$ . Now the second part of the problem is to solve for  $x$ . The augmented matrix you get is

$$\left( \begin{array}{ccc|c} 1 & 0 & -5 & 6 \\ 0 & -1 & 1 & 1 \\ 0 & 0 & 1 & -1 \end{array} \right) \quad (18.9.48)$$

It should take only a few step to transform it into

$$\left( \begin{array}{ccc|c} 1 & 0 & 0 & 1 \\ 0 & 1 & 0 & -2 \\ 0 & 0 & 1 & -1 \end{array} \right), \quad (18.9.49)$$

which gives us the answer  $x = \begin{pmatrix} 1 \\ -2 \\ -1 \end{pmatrix}$ .

## Another $LU$ Decomposition Example

Here we will perform an  $LU$  decomposition on the matrix

$$M = \begin{pmatrix} 1 & 7 & 2 \\ -3 & -21 & 4 \\ 1 & 6 & 3 \end{pmatrix} \quad (18.9.50)$$

following the procedure outlined in [Section 7.7.2](#). So initially we have  $L_1 = I_3$  and  $U_1 = M$ , and hence

$$L_2 = \begin{pmatrix} 1 & 0 & 0 \\ -3 & 1 & 0 \\ 1 & 0 & 1 \end{pmatrix} \quad U_2 = \begin{pmatrix} 1 & 7 & 2 \\ 0 & 0 & 10 \\ 0 & -1 & -1 \end{pmatrix}.$$

However we now have a problem since  $0 \cdot c = 0$  for any value of  $c$  since we are working over a field, but we can quickly remedy this by swapping the second and third rows of  $U_2$  to get  $U'_2$  and note that we just interchange the corresponding rows all columns left of and including the column we added values to in  $L_2$  to get  $L'_2$ . Yet this gives us a small problem as  $L'_2 U'_2 \neq M$ ; in fact it gives us the similar matrix  $M'$  with the second and third rows swapped. In our original problem  $MX = V$ , we also need to make the corresponding swap on our vector  $V$  to get a  $V'$  since all of this amounts to changing the order of our two equations, and note that this clearly does not change the solution. Back to our example, we have

$$L'_2 = \begin{pmatrix} 1 & 0 & 0 \\ 1 & 1 & 0 \\ -3 & 0 & 1 \end{pmatrix} \quad U'_2 = \begin{pmatrix} 1 & 7 & 2 \\ 0 & -1 & -1 \\ 0 & 0 & 10 \end{pmatrix},$$

and note that  $U'_2$  is upper triangular. Finally you can easily see that

$$L'_2 U'_2 = \begin{pmatrix} 1 & 7 & 2 \\ 1 & 6 & 3 \\ -3 & -21 & 4 \end{pmatrix} = M' \quad (18.9.51)$$

which solves the problem of  $L'_2 U'_2 X = M' X = V'$ . (We note that as augmented matrices  $(M'|V') \sim (M|V)$ .)

## Block $LDU$ Explanation

This video explains how to do a block  $LDU$  decomposition. Firstly remember some key facts about block matrices: It is important that the blocks fit together properly. For example, if we have matrices

matrix	shape
$X$	$r \times r$
$Y$	$r \times t$
$Z$	$t \times r$
$W$	$t \times t$

(18.9.52)

we could fit these together as a  $(r+t) \times (r+t)$  square block matrix

$$M = \left( \begin{array}{c|c} X & Y \\ \hline Z & W \end{array} \right). \quad (18.9.53)$$

Matrix multiplication works for blocks just as for matrix entries:

$$M^2 = \left( \begin{array}{c|c} X & Y \\ \hline Z & W \end{array} \right) \left( \begin{array}{c|c} X & Y \\ \hline Z & W \end{array} \right) = \left( \begin{array}{c|c} X^2 + YZ & XY + YW \\ \hline ZX + WZ & ZY + W^2 \end{array} \right). \quad (18.9.54)$$

Now let's specialize to the case where the square matrix  $X$  has an inverse. Then we can multiply out the following triple product of a lower triangular, a block diagonal and an upper triangular matrix:

$$\left( \begin{array}{c|c} I & 0 \\ \hline ZX^{-1} & I \end{array} \right) \left( \begin{array}{c|c} X & 0 \\ \hline 0 & W - ZX^{-1}Y \end{array} \right) \left( \begin{array}{c|c} I & X^{-1}Y \\ \hline 0 & I \end{array} \right) \quad (18.9.55)$$

$$= \left( \begin{array}{c|c} X & 0 \\ \hline Z & W - ZX^{-1}Y \end{array} \right) \left( \begin{array}{c|c} I & X^{-1}Y \\ \hline 0 & I \end{array} \right) \quad (18.9.56)$$

$$= \left( \begin{array}{c|c} X & Y \\ \hline ZX^{-1}Y + Z & W - ZX^{-1}Y \end{array} \right) \quad (18.9.57)$$

$$= \left( \begin{array}{c|c} X & Y \\ \hline Z & W \end{array} \right) = M. \quad (18.9.58)$$

This shows that the  $LDU$  decomposition given in [Section 7.7](#) is correct.

#### Contributor

- [David Cherney](#), [Tom Denton](#), and [Andrew Waldron](#) (UC Davis)

---

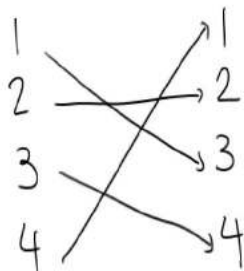
This page titled [18.9: Movie Scripts 5-6](#) is shared under a [not declared](#) license and was authored, remixed, and/or curated by [David Cherney](#), [Tom Denton](#), & [Andrew Waldron](#).

## 18.10: Movie Scripts 7-8

### G.7 Determinants

#### Permutation Example

Lets try to get the hang of permutations. A permutation is a function which scrambles things. Suppose we had



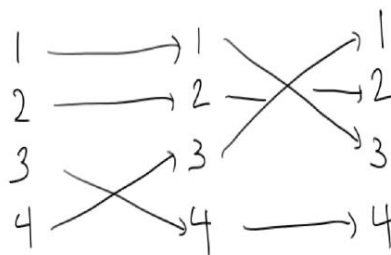
This looks like a function  $\sigma$  that has values

$$\sigma(1) = 3, \sigma(2) = 2, \sigma(3) = 4, \sigma(4) = 1. \quad (18.10.1)$$

Then we could write this as

$$\begin{bmatrix} 1 & 2 & 3 & 4 \\ \sigma(1) & \sigma(2) & \sigma(3) & \sigma(4) \end{bmatrix} = \begin{bmatrix} 1 & 2 & 3 & 4 \\ 3 & 2 & 4 & 1 \end{bmatrix} \quad (18.10.2)$$

We could write this permutation in two steps by saying that first we swap 3 and 4, and then we swap 1 and 3. The order here is important.



This is an even permutation, since the number of swaps we used is two (an even number).

#### Elementary Matrices

This video will explain some of the ideas behind elementary matrices. First think back to linear systems, for example  $n$  equations in  $n$  unknowns:

$$\begin{cases} a_1^1 x^1 + a_2^1 x^2 + \dots + a_n^1 x^n = v^1 \\ a_1^2 x^1 + a_2^2 x^2 + \dots + a_n^2 x^n = v^2 \\ \vdots \\ a_1^n x^1 + a_2^n x^2 + \dots + a_n^n x^n = v^n. \end{cases} \quad (18.10.3)$$

We know it is helpful to store the above information with matrices and vectors

$$M := \begin{pmatrix} a_1^1 & a_1^2 & \dots & a_1^n \\ a_2^1 & a_2^2 & \dots & a_2^n \\ \vdots & \vdots & \ddots & \vdots \\ a_n^1 & a_n^2 & \dots & a_n^n \end{pmatrix}, \quad X := \begin{pmatrix} x^1 \\ x^2 \\ \vdots \\ x^n \end{pmatrix}, \quad V := \begin{pmatrix} v^1 \\ v^2 \\ \vdots \\ v^n \end{pmatrix}. \quad (18.10.4)$$

Here we will focus on the case the  $M$  is square because we are interested in its inverse  $M^{-1}$  (if it exists) and its determinant (whose job it will be to determine the existence of  $M^{-1}$ ).

We know at least three ways of handling this linear system problem:

1. As an augmented matrix

$$(M \mid V). \quad (18.10.5)$$

Here our plan would be to perform row operations until the system looks like

$$(I \mid M^{-1}V), \quad (18.10.6)$$

(assuming that  $M^{-1}$  exists).

2. As a matrix equation

$$MX = V, \quad (18.10.7)$$

which we would solve by finding  $M^{-1}$  (again, if it exists), so that

$$X = M^{-1}V. \quad (18.10.8)$$

3. As a linear transformation

$$L : \mathbb{R}^n \rightarrow \mathbb{R}^n \quad (18.10.9)$$

via

$$\mathbb{R}^n \ni X \mapsto MX \in \mathbb{R}^n. \quad (18.10.10)$$

In this case we have to study the equation  $L(X) = V$  because  $V \in \mathbb{R}^n$ .

Lets focus on the first two methods. In particular we want to think about how the augmented matrix method can give information about finding  $M^{-1}$ . In particular, how it can be used for handling determinants.

The main idea is that the row operations changed the augmented matrices, but we also know how to change a matrix  $M$  by multiplying it by some other matrix  $E$ , so that  $M \rightarrow EM$ . In particular can we find "elementary matrices" the perform row operations?

Once we find these elementary matrices is is *very important* to ask how they effect the determinant, but you can think about that for your own self right now.

Lets tabulate our names for the matrices that perform the various row operations:

$$\left( \begin{array}{c|c} \text{RowOperation} & \text{ElementaryMatrix} \\ \hline R_i \leftrightarrow R_j & E_j^i \\ R_i \rightarrow \lambda R_i & R^i(\lambda) \\ R_i \rightarrow R_i + \lambda R_j & S_j^i(\lambda) \end{array} \right) \quad (18.10.11)$$

To finish off the video, here is how all these elementary matrices work for a  $2 \times 2$  example. Lets take

$$M = \begin{pmatrix} a & b \\ c & d \end{pmatrix}. \quad (18.10.12)$$

A good thing to think about is what happens to  $\det M = ad - bc$  under the operations below.

1. Row swap:

$$E_2^1 = \begin{pmatrix} 0 & 1 \\ 1 & 0 \end{pmatrix}, \quad E_2^1 M = \begin{pmatrix} 0 & 1 \\ 1 & 0 \end{pmatrix} \begin{pmatrix} a & b \\ c & d \end{pmatrix} = \begin{pmatrix} c & d \\ a & b \end{pmatrix}. \quad (18.10.13)$$

2. Scalar multiplying:

$$R^1(\lambda) = \begin{pmatrix} \lambda & 0 \\ 0 & 1 \end{pmatrix}, \quad E_2^1 M = \begin{pmatrix} \lambda & 0 \\ 0 & 1 \end{pmatrix} \begin{pmatrix} a & b \\ c & d \end{pmatrix} = \begin{pmatrix} \lambda a & \lambda b \\ c & d \end{pmatrix}. \quad (18.10.14)$$

3. Row sum:

$$S_2^1(\lambda) = \begin{pmatrix} 1 & \lambda \\ 0 & 1 \end{pmatrix}, \quad S_2^1(\lambda) M = \begin{pmatrix} 1 & \lambda \\ 0 & 1 \end{pmatrix} \begin{pmatrix} a & b \\ c & d \end{pmatrix} = \begin{pmatrix} a + \lambda c & b + \lambda d \\ c & d \end{pmatrix}. \quad (18.10.15)$$

## Elementary Determinants

This video will show you how to calculate determinants of elementary matrices. First remember that the job of an elementary row matrix is to perform row operations, so that if  $E$  is an elementary row matrix and  $M$  some given matrix,

$$EM \quad (18.10.16)$$

is the matrix  $M$  with a row operation performed on it.

The next thing to remember is that the determinant of the identity is 1. Moreover, we also know what row operations do to determinants:

1. Row swap  $E_j^i$ : flips the sign of the determinant.
2. Scalar multiplication  $R^i(\lambda)$ : multiplying a row by  $\lambda$  multiplies the determinant by  $\lambda$ .
3. Row addition  $S_j^i(\lambda)$ : adding some amount of one row to another does not change the determinant.

The corresponding elementary matrices are obtained by performing exactly these operations on the identity:

\$\$

$E^{i}_{j}$ =

$$\begin{pmatrix} 1 & & & & \\ & \ddots & & & \\ & & 0 & & 1 \\ & & & \ddots & \\ & & 1 & & 0 \\ & & & & & \ddots \\ & & & & & & 1 \end{pmatrix} \quad (18.10.17)$$

\\,  
\\]

$$R^i(\lambda) = \begin{pmatrix} 1 & & & & \\ & \ddots & & & \\ & & \lambda & & \\ & & & \ddots & \\ & & & & 1 \end{pmatrix}, \quad (18.10.18)$$

$$S_j^i(\lambda) = \begin{pmatrix} 1 & & & & \\ & \ddots & & & \\ & & 1 & & \lambda \\ & & & \ddots & \\ & & & & 1 \\ & & & & & \ddots \\ & & & & & & 1 \end{pmatrix} \quad (18.10.19)$$

So to calculate their determinants, we just have to apply the above list of what happens to the determinant of a matrix under row operations to the determinant of the identity. This yields

\$\$

```

\det E^{i}_{j}=-1, \quad
\det R^{i}(\lambda)=\lambda, \quad
\det S^{i}_{j}(\lambda)=1, .
\]

```

## Determinants and Inverses

Lets figure out the relationship between determinants and invertibility. If we have a system of equations  $\mathbf{M}\mathbf{x} = \mathbf{b}$  and we have the inverse  $\mathbf{M}^{-1}$  then if we multiply on both sides we get  $\mathbf{x} = \mathbf{M}^{-1}\mathbf{M}\mathbf{x} = \mathbf{M}^{-1}\mathbf{b}$ . If the inverse exists we can solve for  $\mathbf{x}$  and get a solution that looks like a point.

So what could go wrong when we want solve a system of equations and get a solution that looks like a point? Something would go wrong if we didn't have enough equations for example if we were just given

$$x + y = 1 \tag{18.10.20}$$

or maybe, to make this a square matrix  $\mathbf{M}$  we could write this as

$$\begin{aligned} x + y &= 1 \\ 0 &= 0 \end{aligned}$$

The matrix for this would be

$$\mathbf{M} = \begin{bmatrix} 1 & 1 \\ 0 & 0 \end{bmatrix}$$

and  $\det(\mathbf{M}) = 0$ . When we compute the determinant, this row of all zeros gets multiplied in every term. If instead we were given redundant equations

$$\begin{aligned} x + y &= 1 \\ 2x + 2y &= 2 \end{aligned}$$

The matrix for this would be

$$\mathbf{M} = \begin{bmatrix} 1 & 1 \\ 2 & 2 \end{bmatrix}$$

and  $\det(\mathbf{M}) = 0$ . But we know that with an elementary row operation, we could replace the second row with a row of all zeros. Somehow the determinant is able to detect that there is only one equation here. Even if we had a set of contradictory set of equations such as

$$\begin{aligned} x + y &= 1 \\ 2x + 2y &= 0, \end{aligned}$$

where it is not possible for both of these equations to be true, the matrix  $\mathbf{M}$  is still the same, and still has a determinant zero.

Lets look at a three by three example, where the third equation is the sum of the first two equations.

$$\begin{aligned} x + y + z &= 1 \\ y + z &= 1 \\ x + 2y + 2z &= 2 \end{aligned}$$

and the matrix for this is

$$\mathbf{M} = \begin{bmatrix} 1 & 1 & 1 \\ 0 & 1 & 1 \\ 1 & 2 & 2 \end{bmatrix} \tag{18.10.21}$$

If we were trying to find the inverse to this matrix using elementary matrices

$$\left( \begin{array}{ccc|ccc} 1 & 1 & 1 & 1 & 0 & 0 \\ 0 & 1 & 1 & 0 & 1 & 0 \\ 1 & 2 & 2 & 0 & 0 & 1 \end{array} \right) = \left( \begin{array}{ccc|ccc} 1 & 1 & 1 & 1 & 0 & 0 \\ 0 & 1 & 1 & 0 & 1 & 0 \\ 0 & 0 & 0 & -1 & -1 & 1 \end{array} \right) \tag{18.10.22}$$

And we would be stuck here. The last row of all zeros cannot be converted into the bottom row of a  $3 \times 3$  identity matrix. This matrix has no inverse, and the row of all zeros ensures that the determinant will be zero. It can be difficult to see when one of the rows of a matrix is a linear combination of the others, and what makes the determinant a useful tool is that with this reasonably simple computation we can find out if the matrix is invertible, and if the system will have a solution of a single point or column vector.

### Alternative Proof

Here we will prove more directly that the determinant of a product of matrices is the product of their determinants. First we reference that for a matrix  $M$  with rows  $r_i$ , if  $M'$  is the matrix with rows  $r'_j = r_j + \lambda r_i$  for  $j \neq i$  and  $r'_i = r_i$ , then  $\det(M) = \det(M')$ . Essentially we have  $M'$  as  $M$  multiplied by the elementary row sum matrices  $S_j^i(\lambda)$ . Hence we can create an upper-triangular matrix  $U$  such that  $\det(M) = \det(U)$  by first using the first row to set  $m_{i1} \mapsto 0$  for all  $i > 1$ , then iteratively (increasing  $k$  by 1 each time) for fixed  $k$  using the  $k$ -th row to set  $m_{ik} \mapsto 0$  for all  $i > k$ .

Now note that for two upper-triangular matrices  $U = (u_i^j)$  and  $U' = (u_i^{\prime j})$ , by matrix multiplication we have  $X = UU' = (x_i^j)$  is upper-triangular and  $x_i^i = u_i^i u_i^{\prime i}$ . Also since every permutation would contain a lower diagonal entry (which is 0) have  $\det(U) = \prod_i u_i^i$ . Let  $A$  and  $A'$  have corresponding upper-triangular matrices  $U$  and  $U'$  respectively (i.e.  $\det(A) = \det(U)$ ), we note that  $AA'$  has a corresponding upper-triangular matrix  $UU'$ , and hence we have

$$\begin{aligned} \det(AA') &= \det(UU') = \prod_i u_i^i u_i^{\prime i} \\ &= \left( \prod_i u_i^i \right) \left( \prod_i u_i^{\prime i} \right) \\ &= \det(U) \det(U') = \det(A) \det(A'). \end{aligned}$$

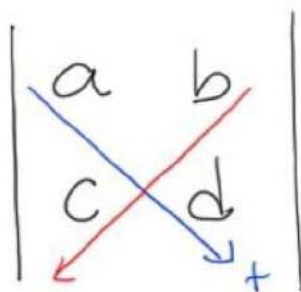
### Practice taking Determinants

Lets practice taking determinants of  $2 \times 2$  and  $3 \times 3$  matrices.

For  $2 \times 2$  matrices we have a formula

$$\det \begin{pmatrix} a & b \\ c & d \end{pmatrix} = ad - bc. \tag{18.10.23}$$

This formula might be easier to remember if you think about this picture.

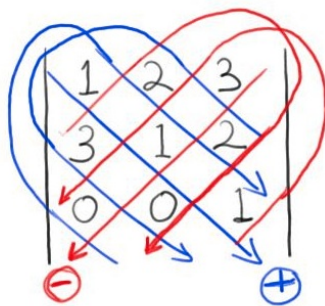


Now we can look at three by three matrices and see a few ways to compute the determinant. We have a similar pattern for  $3 \times 3$  matrices.

Consider the example

$$\begin{aligned} &\det \begin{pmatrix} 1 & 2 & 3 \\ 3 & 1 & 2 \\ 0 & 0 & 1 \end{pmatrix} \\ &= ((1 \cdot 1 \cdot 1) + (2 \cdot 2 \cdot 0) + (3 \cdot 3 \cdot 0)) - ((3 \cdot 1 \cdot 0) + (1 \cdot 2 \cdot 0) + (3 \cdot 2 \cdot 1)) = -5 \end{aligned} \tag{18.10.24}$$

We can draw a picture with similar diagonals to find the terms that will be positive and the terms that will be negative.



Another way to compute the determinant of a matrix is to use this recursive formula. Here I take the coefficients of the first row and multiply them by the determinant of the minors and the cofactor. Then we can use the formula for a two by two determinant to compute the determinant of the minors

$$\det \begin{pmatrix} 1 & 2 & 3 \\ 3 & 1 & 2 \\ 0 & 0 & 1 \end{pmatrix} = 1 \begin{vmatrix} 1 & 2 \\ 0 & 1 \end{vmatrix} - 2 \begin{vmatrix} 3 & 2 \\ 0 & 1 \end{vmatrix} + 3 \begin{vmatrix} 3 & 1 \\ 0 & 0 \end{vmatrix} \quad (18.10.25)$$

$$= 1(1 - 0) - 2(3 - 0) + 3(0 - 0) = -5$$

Decide which way you prefer and get good at taking determinants, you'll need to compute them in a lot of problems.

### Hint for Review Problem 5

For an arbitrary  $3 \times 3$  matrix  $A = (a_j^i)$ , we have

$$\det(A) = a_1^1 a_2^2 a_3^3 + a_2^1 a_3^2 a_1^3 + a_3^1 a_1^2 a_2^3 - a_1^1 a_3^2 a_2^3 - a_2^1 a_1^3 a_3^2 - a_3^1 a_2^3 a_1^2 \quad (18.10.26)$$

and so the complexity is  $5a + 12m$ . Now note that in general, the complexity  $c_n$  of the expansion minors formula of an arbitrary  $n \times n$  matrix should be

$$c_n = (n - 1)a + nc_{n-1}m \quad (18.10.27)$$

since  $\det(A) = \sum_{i=1}^n (-1)^i a_i^1 \text{cofactor}(a_i^1)$  and  $\text{cofactor}(a_i^1)$  is an  $(n - 1) \times (n - 1)$  matrix. This is one way to prove part (c).

## G.8 Subspaces and Spanning Sets

### Linear Systems as Spanning Sets

Suppose that we were given a set of linear equations  $l^j(x^1, x^2, \dots, x^n)$  and we want to find out if  $l^j(X) = v^j$  for all  $j$  for some vector  $V = (v^j)$ . We know that we can express this as the matrix equation

$$\sum_i l_i^j x^i = v^j \quad (18.10.28)$$

where  $l_i^j$  is the coefficient of the variable  $x^i$  in the equation  $l^j$ . However, this is also stating that  $V$  is in the span of the vectors  $\{L_i\}_i$  where  $L_i = (l_i^j)_j$ . For example, consider the set of equations

$$\begin{aligned} 2x + 3y - z &= 5 \\ -x + 3y + z &= 1 \\ x + y - 2z &= 3 \end{aligned}$$

which corresponds to the matrix equation

$$\begin{pmatrix} 2 & 3 & -1 \\ -1 & 3 & 1 \\ 1 & 1 & -2 \end{pmatrix} \begin{pmatrix} x \\ y \\ z \end{pmatrix} = \begin{pmatrix} 5 \\ 1 \\ 3 \end{pmatrix}. \quad (18.10.29)$$

We can thus express this problem as determining if the vector

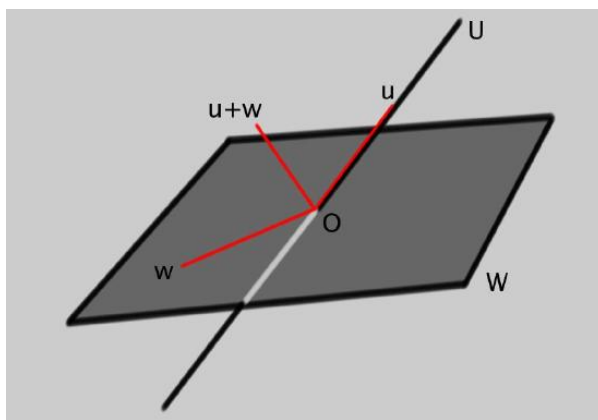
$$V = \begin{pmatrix} 5 \\ 1 \\ 3 \end{pmatrix} \quad (18.10.30)$$

lies in the span of

$$\left\{ \begin{pmatrix} 2 \\ -1 \\ 1 \end{pmatrix}, \begin{pmatrix} 3 \\ 3 \\ 1 \end{pmatrix}, \begin{pmatrix} -1 \\ 1 \\ -2 \end{pmatrix} \right\}. \quad (18.10.31)$$

### Hint for Review Problem 2

For the first part, try drawing an example in  $\mathbb{R}^3$ :



Here we have taken the subspace  $W$  to be a plane through the origin and  $U$  to be a line through the origin. The hint now is to think about what happens when you add a vector  $u \in U$  to a vector  $w \in W$ . Does this live in the union  $U \cup W$ ?

For the second part, we take a more theoretical approach. Lets suppose that  $v \in U \cap W$  and  $v' \in U \cap W$ . This implies

$$v \in U \quad \text{and} \quad v' \in U. \quad (18.10.32)$$

So, since  $U$  is a subspace and all subspaces are vector spaces, we know that the linear combination

$$\alpha v + \beta v' \in U. \quad (18.10.33)$$

Now repeat the same logic for  $W$  and you will be nearly done.

#### Contributor

- [David Cherney](#), [Tom Denton](#), and [Andrew Waldron](#) (UC Davis)

This page titled [18.10: Movie Scripts 7-8](#) is shared under a [not declared](#) license and was authored, remixed, and/or curated by [David Cherney](#), [Tom Denton](#), & [Andrew Waldron](#).

## 18.11: Movie Scripts 9-10

### G.9 Linear Independence

#### Worked Example

This video gives some more details behind the example for the following four vectors in  $\mathbb{R}^3$ . Consider the following vectors in  $\mathbb{R}^3$ :

$$v_1 = \begin{pmatrix} 4 \\ -1 \\ 3 \end{pmatrix}, \quad v_2 = \begin{pmatrix} -3 \\ 7 \\ 4 \end{pmatrix}, \quad v_3 = \begin{pmatrix} 5 \\ 12 \\ 17 \end{pmatrix}, \quad v_4 = \begin{pmatrix} -1 \\ 1 \\ 0 \end{pmatrix}. \quad (18.11.1)$$

The example asks whether they are linearly independent, and the answer is immediate: NO, four vectors can never be linearly independent in  $\mathbb{R}^3$ . This vector space is simply not big enough for that, but you need to understand the notion of the dimension of a vector space to see why. So we think the vectors  $v_1$ ,  $v_2$ ,  $v_3$  and  $v_4$  are linearly dependent, which means we need to show that there is a solution to

$$\alpha_1 v_1 + \alpha_2 v_2 + \alpha_3 v_3 + \alpha_4 v_4 = 0 \quad (18.11.2)$$

for the numbers  $\alpha_1$ ,  $\alpha_2$ ,  $\alpha_3$  and  $\alpha_4$  not all vanishing.

To find this solution we need to set up a linear system. Writing out the above linear combination gives

$$\begin{aligned} 4\alpha_1 - 3\alpha_2 + 5\alpha_3 - \alpha_4 &= 0, \\ -\alpha_1 + 7\alpha_2 + 12\alpha_3 + \alpha_4 &= 0, \\ 3\alpha_1 + 4\alpha_2 + 17\alpha_3 &= 0. \end{aligned} \quad (18.11.3)$$

This can be easily handled using an augmented matrix whose columns are just the vectors we started with

$$\left( \begin{array}{cccc|c} 4 & -3 & 5 & -1 & 0 \\ -1 & 7 & 12 & 1 & 0 \\ 3 & 4 & 17 & 0 & 0 \end{array} \right). \quad (18.11.4)$$

Since there are only zeros on the right hand column, we can drop it. Now we perform row operations to achieve RREF

$$\left( \begin{array}{cccc} 4 & -3 & 5 & -1 \\ -1 & 7 & 12 & 1 \\ 3 & 4 & 17 & 0 \end{array} \right) \sim \left( \begin{array}{cccc} 1 & 0 & \frac{71}{25} & -\frac{4}{25} \\ 0 & 1 & \frac{53}{25} & \frac{3}{25} \\ 0 & 0 & 0 & 0 \end{array} \right). \quad (18.11.5)$$

This says that  $\alpha_3$  and  $\alpha_4$  are not pivot variable so are arbitrary, we set them to  $\mu$  and  $\nu$ , respectively.

Thus

$$\alpha_1 = \left( -\frac{71}{25}\mu + \frac{4}{25}\nu \right), \quad \alpha_2 = \left( -\frac{53}{25}\mu - \frac{3}{25}\nu \right), \quad \alpha_3 = \mu, \quad \alpha_4 = \nu. \quad (18.11.6)$$

Thus we have found a relationship among our four vectors

$$\left( -\frac{71}{25}\mu + \frac{4}{25}\nu \right) v_1 + \left( -\frac{53}{25}\mu - \frac{3}{25}\nu \right) v_2 + \mu v_3 + \nu v_4 = 0. \quad (18.11.7)$$

In fact this is not just one relation, but infinitely many, for any choice of  $\mu, \nu$ . The relationship quoted in the notes is just one of those choices.

Finally, since the vectors  $v_1, v_2, v_3$  and  $v_4$  are linearly dependent, we can try to eliminate some of them. The pattern here is to keep the vectors that correspond to columns with pivots. For example, setting  $\mu = -1$  (say) and  $\nu = 0$  in the above allows us to solve for  $v_3$  while  $\mu = 0$  and  $\nu = -1$  (say) gives  $v_4$ , explicitly we get

$$v_3 = \frac{71}{25} v_1 + \frac{53}{25} v_2, \quad v_4 = -\frac{4}{25} v_3 + \frac{3}{25} v_4. \quad (18.11.8)$$

This eliminates  $v_3$  and  $v_4$  and leaves a pair of linearly independent vectors  $v_1$  and  $v_2$ .

### Worked Proof

Here we will work through a quick version of the proof of Theorem 10.1.1. Let  $\{v_i\}$  denote a set of linearly dependent vectors, so  $\sum_i c^i v_i = 0$  where there exists some  $c^k \neq 0$ . Now without loss of generality we order our vectors such that  $c^1 \neq 0$ , and we can do so since addition is commutative (i.e.  $a + b = b + a$ ). Therefore we have

$$c^1 v_1 = - \sum_{i=2}^n c^i v_i$$

$$v_1 = - \sum_{i=2}^n \frac{c^i}{c^1} v_i$$

and we note that this argument is completely reversible since every  $c^i \neq 0$  is invertible and  $0/c^i = 0$ .

### Hint for Review Problem 1

Lets first remember how  $\mathbb{Z}_2$  works. The only two elements are 1 and 0. Which means when you add  $1 + 1$  you get 0. It also means when you have a vector  $\vec{v} \in B^n$  and you want to multiply it by a scalar, your only choices are 1 and 0. This is kind of neat because it means that the possibilities are finite, so we can look at an entire vector space.

Now lets think about  $B^3$  there is choice you have to make for each coordinate, you can either put a 1 or a 0, there are three places where you have to make a decision between two things. This means that you have  $2^3 = 8$  possibilities for vectors in  $B^3$ .

When you want to think about finding a set  $S$  that will span  $B^3$  and is linearly independent, you want to think about how many vectors you need. You will need you have enough so that you can make every vector in  $B^3$  using linear combinations of elements in  $S$  but you don't want too many so that some of them are linear combinations of each other. I suggest trying something really simple perhaps something that looks like the columns of the identity matrix

For part (c) you have to show that you can write every one of the elements as a linear combination of the elements in  $S$ , this will check to make sure  $S$  actually spans  $B^3$ .

For part (d) if you have two vectors that you think will span the space, you can prove that they do by repeating what you did in part (c), check that every vector can be written using only copies of of these two vectors. If you don't think it will work you should show why, perhaps using an argument that counts the number of possible vectors in the span of two vectors.

## G.10 Basis and Dimension

### Proof Explanation

Lets walk } through the proof of theorem 11.0.1. We want to show that for  $S = \{v_1, \dots, v_n\}$  a basis for a vector space  $V$ , then every vector  $w \in V$  can be written *uniquely* as a linear combination of vectors in the basis  $S$ :

$$w = c^1 v_1 + \dots + c^n v_n. \quad (18.11.9)$$

We should remember that since  $S$  is a basis for  $V$ , we know two things

1.  $V = \text{span}S$
2.  $v_1, \dots, v_n$  are linearly independent, which means that whenever we have  $a^1 v_1 + \dots + a^n v_n = 0$  this implies that  $a^i = 0$  for all  $i = 1, \dots, n$ .

This first fact makes it easy to say that there exist constants  $c^i$  such that  $w = c^1v_1 + \dots + c^nv_n$ . What we don't yet know is that these  $c^1, \dots, c^n$  are unique.

In order to show that these are unique, we will suppose that they are not, and show that this causes a contradiction. So suppose there exists a second set of constants  $d^i$  such that

$$w = d^1v_1 + \dots + d^nv_n. \quad (18.11.10)$$

For this to be a contradiction we need to have  $c^i \neq d^i$  for some  $i$ . Then look what happens when we take the difference of these two versions of  $w$ :

$$\begin{aligned} 0_V &= w - w \\ &= (c^1v_1 + \dots + c^nv_n) - (d^1v_1 + \dots + d^nv_n) \\ &= (c^1 - d^1)v_1 + \dots + (c^n - d^n)v_n. \end{aligned}$$

Since the  $v_i$ 's are linearly independent this implies that  $c^i - d^i = 0$  for all  $i$ , this means that we cannot have  $c^i \neq d^i$ , which is a contradiction.

### Worked Example

In this video we will work through an example of how to extend a set of linearly independent vectors to a basis. For fun, we will take the vector space

$$V = \{(x, y, z, w) \mid x, y, z, w \in \mathbb{Z}^5\}. \quad (18.11.11)$$

This is like four dimensional space  $\mathbb{R}^4$  except that the numbers can only be  $\{0, 1, 2, 3, 4\}$ . This is like bits, but now the rule is

$$0 = 5. \quad (18.11.12)$$

Thus, for example,  $\frac{1}{4} = 4$  because  $4 \times 4 = 16 = 1 + 3 \times 5 = 1$ . Don't get too caught up on this aspect, its a choice of base field designed to make computations go quicker!

Now, here's the problem we will solve:

$$\text{Find a basis for } V \text{ that includes the vectors } \begin{pmatrix} 1 \\ 2 \\ 3 \\ 4 \end{pmatrix} \text{ and } \begin{pmatrix} 0 \\ 3 \\ 2 \\ 1 \end{pmatrix}. \quad (18.11.13)$$

The way to proceed is to add a known (and preferably simple) basis to the vectors given, thus we consider

$$v_1 = \begin{pmatrix} 1 \\ 2 \\ 3 \\ 4 \end{pmatrix}, v_2 = \begin{pmatrix} 0 \\ 3 \\ 2 \\ 1 \end{pmatrix}, e_1 = \begin{pmatrix} 1 \\ 0 \\ 0 \\ 0 \end{pmatrix}, e_2 = \begin{pmatrix} 0 \\ 1 \\ 0 \\ 0 \end{pmatrix}, e_3 = \begin{pmatrix} 0 \\ 0 \\ 1 \\ 0 \end{pmatrix}, e_4 = \begin{pmatrix} 0 \\ 0 \\ 0 \\ 1 \end{pmatrix}. \quad (18.11.14)$$

The last four vectors are clearly a basis (make sure you understand this...) and are called the *canonical basis*. We want to keep  $v_1$  and  $v_2$  but find a way to turf out two of the vectors in the canonical basis leaving us a basis of four vectors. To do that, we have to study linear independence, or in other words a linear system problem defined by

$$0 = \alpha_1e_1 + \alpha_2e_2 + \alpha_3v_1 + \alpha_4v_2 + \alpha_5e_3 + \alpha_6e_4. \quad (18.11.15)$$

We want to find solutions for the  $\alpha$ 's which allow us to determine two of the  $e$ 's. For that we use an augmented matrix

$$\left( \begin{array}{cccccc|c} 1 & 0 & 1 & 0 & 0 & 0 & 0 \\ 2 & 3 & 0 & 1 & 0 & 0 & 0 \\ 3 & 2 & 0 & 0 & 1 & 0 & 0 \\ 4 & 1 & 0 & 0 & 0 & 1 & 0 \end{array} \right). \quad (18.11.16)$$

Next comes a bunch of row operations. Note that we have dropped the last column of zeros since it has no information--you can fill in the row operations used above the  $\sim$ 's as an exercise:

$$\begin{pmatrix} 1 & 0 & 1 & 0 & 0 & 0 \\ 2 & 3 & 0 & 1 & 0 & 0 \\ 3 & 2 & 0 & 0 & 1 & 0 \\ 4 & 1 & 0 & 0 & 0 & 1 \end{pmatrix} \sim \begin{pmatrix} 1 & 0 & 1 & 0 & 0 & 0 \\ 0 & 3 & 3 & 1 & 0 & 0 \\ 0 & 2 & 2 & 0 & 1 & 0 \\ 0 & 1 & 1 & 0 & 0 & 1 \end{pmatrix} \quad (18.11.17)$$

$$\sim \begin{pmatrix} 1 & 0 & 1 & 0 & 0 & 0 \\ 0 & 1 & 1 & 2 & 0 & 0 \\ 0 & 2 & 2 & 0 & 1 & 0 \\ 0 & 1 & 1 & 0 & 0 & 1 \end{pmatrix} \sim \begin{pmatrix} 1 & 0 & 1 & 0 & 0 & 0 \\ 0 & 1 & 1 & 2 & 0 & 0 \\ 0 & 0 & 0 & 1 & 1 & 0 \\ 0 & 0 & 0 & 3 & 0 & 1 \end{pmatrix} \quad (18.11.18)$$

$$\sim \begin{pmatrix} 1 & 0 & 1 & 0 & 0 & 0 \\ 0 & 1 & 1 & 0 & 3 & 0 \\ 0 & 0 & 0 & 1 & 1 & 0 \\ 0 & 0 & 0 & 0 & 2 & 1 \end{pmatrix} \sim \begin{pmatrix} 1 & 0 & 1 & 0 & 0 & 0 \\ 0 & 1 & 1 & 0 & 3 & 0 \\ 0 & 0 & 0 & 1 & 1 & 0 \\ 0 & 0 & 0 & 0 & 1 & 3 \end{pmatrix} \quad (18.11.19)$$

$$\sim \begin{pmatrix} \underline{1} & 0 & 1 & 0 & 0 & 0 \\ 0 & \underline{1} & 1 & 0 & 0 & 1 \\ 0 & 0 & 0 & \underline{1} & 0 & 2 \\ 0 & 0 & 0 & 0 & \underline{1} & 3 \end{pmatrix} \quad (18.11.20)$$

The pivots are underlined. The columns corresponding to non-pivot variables are the ones that can be eliminated--their coefficients (the  $\alpha$ 's) will be arbitrary, so set them all to zero save for the one next to the vector you are solving for which can be taken to be unity. Thus that vector can certainly be expressed in terms of previous ones. Hence, altogether, our basis is

$$\left\{ \begin{pmatrix} 1 \\ 2 \\ 3 \\ 4 \end{pmatrix}, \begin{pmatrix} 0 \\ 3 \\ 2 \\ 1 \end{pmatrix}, \begin{pmatrix} 0 \\ 1 \\ 0 \\ 0 \end{pmatrix}, \begin{pmatrix} 0 \\ 0 \\ 1 \\ 0 \end{pmatrix} \right\}. \quad (18.11.21)$$

Finally, as a check, note that  $e_1 = v_1 + v_2$  which explains why we had to throw it away.

### Hint for Review Problem 2

Since there are two possible values for each entry, we have  $|B^n| = 2^n$ . We note that  $\dim B^n = n$  as well. Explicitly we have  $B^1 = (0), (1)$  so there is only 1 basis for  $B^1$ . Similarly we have

$$B^2 = \left\{ \begin{pmatrix} 0 \\ 0 \end{pmatrix}, \begin{pmatrix} 1 \\ 0 \end{pmatrix}, \begin{pmatrix} 0 \\ 1 \end{pmatrix}, \begin{pmatrix} 1 \\ 1 \end{pmatrix} \right\}. \quad (18.11.22)$$

and so choosing any two non-zero vectors will form a basis. Now in general we note that we can build up a basis  $e_i$  by arbitrarily (independently) choosing the first  $i - 1$  entries, then setting the  $i$ -th entry to 1 and all higher entries to 0.

### Contributor

- David Cherney, Tom Denton, and Andrew Waldron (UC Davis)

---

This page titled [18.11: Movie Scripts 9-10](#) is shared under a [not declared](#) license and was authored, remixed, and/or curated by [David Cherney, Tom Denton, & Andrew Waldron](#).

## 18.12: Movie Scripts 11-12

### G.11 Eigenvalues and Eigenvectors

#### $2 \times 2$ Example

Here is an example of how to find the eigenvalues and eigenvectors of a  $2 \times 2$  matrix.

$$M = \begin{pmatrix} 4 & 2 \\ 1 & 3 \end{pmatrix}. \quad (18.12.1)$$

Remember that an eigenvector  $v$  with eigenvalue  $\lambda$  for  $M$  will be a vector such that  $Mv = \lambda v$  i.e.  $M(v) - \lambda I(v) = \vec{0}$ . When we are talking about a nonzero  $v$  then this means that  $\det(M - \lambda I) = 0$ . We will start by finding the eigenvalues that make this statement true. First we compute

$$\det(M - \lambda I) = \det \left( \begin{pmatrix} 4 & 2 \\ 1 & 3 \end{pmatrix} - \begin{pmatrix} \lambda & 0 \\ 0 & \lambda \end{pmatrix} \right) = \det \begin{pmatrix} 4 - \lambda & 2 \\ 1 & 3 - \lambda \end{pmatrix} \quad (18.12.2)$$

so  $\det(M - \lambda I) = (4 - \lambda)(3 - \lambda) - 2 \cdot 1$ . We set this equal to zero to find values of  $\lambda$  that make this true:

$$(4 - \lambda)(3 - \lambda) - 2 \cdot 1 = 10 - 7\lambda + \lambda^2 = (2 - \lambda)(5 - \lambda) = 0. \quad (18.12.3)$$

This means that  $\lambda = 2$  and  $\lambda = 5$  are solutions. Now if we want to find the eigenvectors that correspond to these values we look at vectors  $v$  such that

$$\begin{pmatrix} 4 - \lambda & 2 \\ 1 & 3 - \lambda \end{pmatrix} v = \vec{0}. \quad (18.12.4)$$

For  $\lambda = 5$

$$\begin{pmatrix} 4 - 5 & 2 \\ 1 & 3 - 5 \end{pmatrix} \begin{pmatrix} x \\ y \end{pmatrix} = \begin{pmatrix} -1 & 2 \\ 1 & -2 \end{pmatrix} \begin{pmatrix} x \\ y \end{pmatrix} = \vec{0}. \quad (18.12.5)$$

This gives us the equalities  $-x + 2y = 0$  and  $x - 2y = 0$  which both give the line  $y = \frac{1}{2}x$ . Any point on this line, so for example  $\begin{pmatrix} 2 \\ 1 \end{pmatrix}$ , is an eigenvector with eigenvalue  $\lambda = 5$ .

Now lets find the eigenvector for  $\lambda = 2$

$$\begin{pmatrix} 4 - 2 & 2 \\ 1 & 3 - 2 \end{pmatrix} \begin{pmatrix} x \\ y \end{pmatrix} = \begin{pmatrix} 2 & 2 \\ 1 & 1 \end{pmatrix} \begin{pmatrix} x \\ y \end{pmatrix} = \vec{0}, \quad (18.12.6)$$

which gives the equalities  $2x + 2y = 0$  and  $x + y = 0$ .

(Notice that these equations are not independent of one another, so our eigenvalue must be correct.)

This means any vector  $v = \begin{pmatrix} x \\ y \end{pmatrix}$  where  $y = -x$ , such as  $\begin{pmatrix} 1 \\ -1 \end{pmatrix}$ , or any scalar multiple of this vector, (i.e. any vector on the line  $y = -x$  is an eigenvector with eigenvalue 2. This solution could be written neatly as

$$\lambda_1 = 5, v_1 = \begin{pmatrix} 2 \\ 1 \end{pmatrix} \text{ and } \lambda_2 = 2, v_2 = \begin{pmatrix} 1 \\ -1 \end{pmatrix}. \quad (18.12.7)$$

#### Jordan Block Example

Consider the matrix

$$J_2 = \begin{pmatrix} \lambda & 1 \\ 0 & \lambda \end{pmatrix}, \quad (18.12.8)$$

and we note that we can just read off the eigenvector  $e_1$  with eigenvalue  $\lambda$ . However the characteristic polynomial of  $J_2$  is  $P_{J_2}(\mu) = (\mu - \lambda)^2$  so the only possible eigenvalue is  $\lambda$ , but we claim it does not have a second eigenvector  $v$ . To see this, we require that

$$\begin{aligned}\lambda v^1 + v^2 &= \lambda v^1 \\ \lambda v^2 &= \lambda v^2\end{aligned}$$

which clearly implies that  $v^2 = 0$ . This is known as a Jordan 2-cell, and in general, a Jordan  $n$ -cell with eigenvalue  $\lambda$  is (similar to) the  $n \times n$  matrix

$$J_n = \begin{pmatrix} \lambda & 1 & 0 & \cdots & 0 \\ 0 & \lambda & 1 & \ddots & 0 \\ \vdots & \ddots & \ddots & \ddots & \vdots \\ 0 & \cdots & 0 & \lambda & 1 \\ 0 & \cdots & 0 & 0 & \lambda \end{pmatrix} \quad (18.12.9)$$

which has a single eigenvector  $e_1$ .

Now consider the following matrix

$$M = \begin{pmatrix} 3 & 1 & 0 \\ 0 & 3 & 1 \\ 0 & 0 & 2 \end{pmatrix} \quad (18.12.10)$$

and we see that  $P_M(\lambda) = (\lambda - 3)^2(\lambda - 2)$ . Therefore for  $\lambda = 3$  we need to find the solutions to  $(M - 3I_3)v = 0$  or in equation form:

$$\begin{aligned}v^2 &= 0 \\ v^3 &= 0 \\ -v^3 &= 0,\end{aligned}$$

and we immediately see that we must have  $V = e_1$ . Next for  $\lambda = 2$ , we need to solve  $(M - 2I_3)v = 0$  or

$$\begin{aligned}v^1 + v^2 &= 0 \\ v^2 + v^3 &= 0 \\ 0 &= 0,\end{aligned}$$

and thus we choose  $v^1 = 1$ , which implies  $v^2 = -1$  and  $v^3 = 1$ . Hence this is the only other eigenvector for  $M$ .

*This is a specific case of Problem 13.7.*

## Eigenvalues

Eigenvalues and eigenvectors are extremely important. In this video we review the theory of eigenvalues. Consider a linear transformation

$$L : V \rightarrow V \quad (18.12.11)$$

where  $\dim V = n < \infty$ . Since  $V$  is finite dimensional, we can represent  $L$  by a square matrix  $M$  by choosing a basis for  $V$ .

So the eigenvalue equation

$$Lv = \lambda v \quad (18.12.12)$$

becomes

$$Mv = \lambda v \quad (18.12.13)$$

where  $v$  is a column vector and  $M$  is an  $n \times n$  matrix (both expressed in whatever basis we chose for  $V$ ). The scalar  $\lambda$  is called an eigenvalue of  $M$  and the job of this video is to show you how to find all the eigenvalues of  $M$ .

The first step is to put all terms on the left hand side of the equation, this gives

$$(M - \lambda I)v = 0. \quad (18.12.14)$$

Notice how we used the identity matrix  $I$  in order to get a matrix times  $v$  equaling zero. Now here comes a VERY important fact

$$Nu = 0 \text{ [and } u \neq 0 \iff \det N = 0. \quad (18.12.15)$$

*I.e., a square matrix can have an eigenvector with vanishing eigenvalue if and only if its determinant vanishes!* Hence

$$\det(M - \lambda I) = 0. \quad (18.12.16)$$

The quantity on the left (up to a possible minus sign) equals the so-called characteristic polynomial

$$P_M(\lambda) := \det(\lambda I - M). \quad (18.12.17)$$

It is a polynomial of degree  $n$  in the variable  $\lambda$ . To see why, try a simple  $2 \times 2$  example

$$\det \left( \begin{pmatrix} a & b \\ c & d \end{pmatrix} - \begin{pmatrix} \lambda & 0 \\ 0 & \lambda \end{pmatrix} \right) = \det \begin{pmatrix} a - \lambda & b \\ c & d - \lambda \end{pmatrix} = (a - \lambda)(d - \lambda) - bc, \quad (18.12.18)$$

which is clearly a polynomial of order 2 in  $\lambda$ . For the  $n \times n$  case, the order  $n$  term comes from the product of diagonal matrix elements also.

There is an amazing fact about polynomials called the *fundamental theorem of algebra*: they can always be factored over complex numbers. This means that degree  $n$  polynomials have  $n$  complex roots (counted with multiplicity). The word can does not mean that explicit formulas for this are known (in fact explicit formulas can only be give for degree four or less). The necessity for complex numbers is easily seems from a polynomial like

$$z^2 + 1 \quad (18.12.19)$$

whose roots would require us to solve  $z^2 = -1$  which is impossible for real number  $z$ . However, introducing the imaginary unit  $i$  with

$$i^2 = -1, \quad (18.12.20)$$

we have

$$z^2 + 1 = (z - i)(z + i). \quad (18.12.21)$$

Returning to our characteristic polynomial, we call on the fundamental theorem of algebra to write

$$P_M(\lambda) = (\lambda - \lambda_1)(\lambda - \lambda_2) \cdots (\lambda - \lambda_n). \quad (18.12.22)$$

The roots  $\lambda_1, \lambda_2, \dots, \lambda_n$  are the eigenvalues of  $M$  (or its underlying linear transformation  $L$ ).

Eigenspaces

Consider the linear map

$$L = \begin{pmatrix} -4 & 6 & 6 \\ 0 & 2 & 0 \\ -3 & 3 & 5 \end{pmatrix}. \quad (18.12.23)$$

Direct computation will show that we have

$$L = Q \begin{pmatrix} -1 & 0 & 0 \\ 0 & 2 & 0 \\ 0 & 0 & 2 \end{pmatrix} Q^{-1} \quad (18.12.24)$$

where

$$Q = \begin{pmatrix} 2 & 1 & 1 \\ 0 & 0 & 1 \\ 1 & 1 & 0 \end{pmatrix}. \quad (18.12.25)$$

Therefore the vectors

$$v_1^{(2)} = \begin{pmatrix} 1 \\ 0 \\ 1 \end{pmatrix} \quad v_2^{(2)} = \begin{pmatrix} 1 \\ 1 \\ 0 \end{pmatrix} \quad (18.12.26)$$

span the eigenspace  $E^{(2)}$  of the eigenvalue 2, and for an explicit example, if we take

$$v = 2v_1^{(2)} - v_2^{(2)} = \begin{pmatrix} 1 \\ -1 \\ 2 \end{pmatrix} \quad (18.12.27)$$

we have

$$Lv = \begin{pmatrix} 2 \\ -2 \\ 4 \end{pmatrix} = 2v \quad (18.12.28)$$

so  $v \in E^{(2)}$ . In general, we note the linearly independent vectors  $v_i^{(\lambda)}$  with the same eigenvalue  $\lambda$  span an eigenspace since for any  $v = \sum_i c^i v_i^{(\lambda)}$ , we have

$$Lv = \sum_i c^i Lv_i^{(\lambda)} = \sum_i c^i \lambda v_i^{(\lambda)} = \lambda \sum_i c^i v_i^{(\lambda)} = \lambda v. \quad (18.12.29)$$

### Hint for Review Problem 9

We are looking at the matrix  $M$ , and a sequence of vectors starting with  $v(0) = \begin{pmatrix} x(0) \\ y(0) \end{pmatrix}$  and defined recursively so that

$$v(1) = \begin{pmatrix} x(1) \\ y(1) \end{pmatrix} = M \begin{pmatrix} x(0) \\ y(0) \end{pmatrix}. \quad (18.12.30)$$

We first examine the eigenvectors and eigenvalues of

$$M = \begin{pmatrix} 3 & 2 \\ 2 & 3 \end{pmatrix}. \quad (18.12.31)$$

We can find the eigenvalues and vectors by solving

$$\det(M - \lambda I) = 0 \quad (18.12.32)$$

for  $\lambda$ .

$$\det \begin{pmatrix} 3 - \lambda & 2 \\ 2 & 3 - \lambda \end{pmatrix} = 0 \quad (18.12.33)$$

By computing the determinant and solving for  $\lambda$  we can find the eigenvalues  $\lambda = 1$  and  $5$ , and the corresponding eigenvectors. You should do the computations to find these for yourself.

When we think about the question in part (b) which asks to find a vector  $v(0)$  such that  $v(0) = v(1) = v(2) \dots$ , we must look for a vector that satisfies  $v = Mv$ . What eigenvalue does this correspond to? If you found a  $v(0)$  with this property would  $cv(0)$  for a scalar  $c$  also work? Remember that eigenvectors have to be nonzero, so what if  $c = 0$ ?

For part (c) if we tried an eigenvector would we have restrictions on what the eigenvalue should be? Think about what it means to be pointed in the same direction.

## G.12 Diagonalization

### Non Diagonalizable Example

First recall that the derivative operator is linear and that we can write it as the matrix

$$\frac{d}{dx} = \begin{pmatrix} 0 & 1 & 0 & 0 & \dots \\ 0 & 0 & 2 & 0 & \dots \\ 0 & 0 & 0 & 3 & \dots \\ \vdots & \vdots & \vdots & \vdots & \ddots \end{pmatrix}. \quad (18.12.34)$$

We note that this transforms into an infinite Jordan cell with eigenvalue 0 or

$$\begin{pmatrix} 0 & 1 & 0 & 0 & \dots \\ 0 & 0 & 1 & 0 & \dots \\ 0 & 0 & 0 & 1 & \dots \\ \vdots & \vdots & \vdots & \vdots & \ddots \end{pmatrix} \tag{18.12.35}$$

which is in the basis  $\{n^{-1}x^n\}_n$  (where for  $n = 0$ , we just have 1). Therefore we note that 1 (constant polynomials) is the only eigenvector with eigenvalue 0 for polynomials since they have finite degree, and so the derivative is not diagonalizable. Note that we are ignoring infinite cases for simplicity, but if you want to consider infinite terms such as convergent series or all formal power series where there is no conditions on convergence, there are many eigenvectors. Can you find some? This is an example of how things can change in infinite dimensional spaces.

For a more finite example, consider the space  $\mathbb{P}_3^{\mathbb{C}}$  of complex polynomials of degree at most 3, and recall that the derivative  $D$  can be written as

$$D = \begin{pmatrix} 0 & 1 & 0 & 0 \\ 0 & 0 & 2 & 0 \\ 0 & 0 & 0 & 3 \\ 0 & 0 & 0 & 0 \end{pmatrix}. \tag{18.12.36}$$

You can easily check that the only eigenvector is 1 with eigenvalue 0 since  $D$  always lowers the degree of a polynomial by 1 each time it is applied. Note that this is a nilpotent matrix since  $D^4 = 0$ , but the only nilpotent matrix that is "diagonalizable" is the 0 matrix.

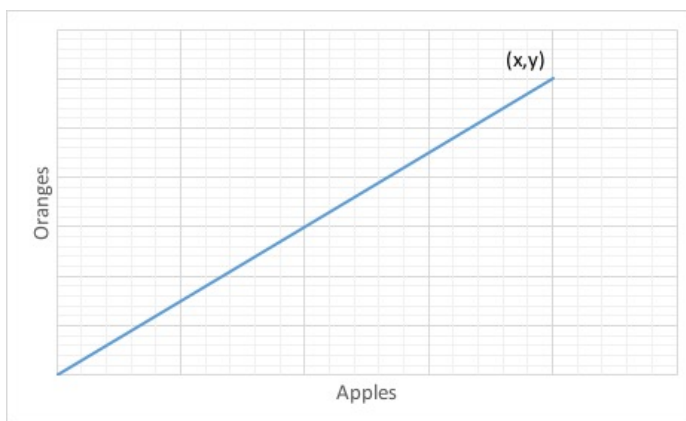
### Change of Basis Example

This video returns to the example of a barrel filled with fruit



as a demonstration of changing basis.

Since this was a linear systems problem, we can try to represent what's in the barrel using a vector space. The first representation was the one where  $(x, y) = (\text{apples}, \text{oranges})$ :

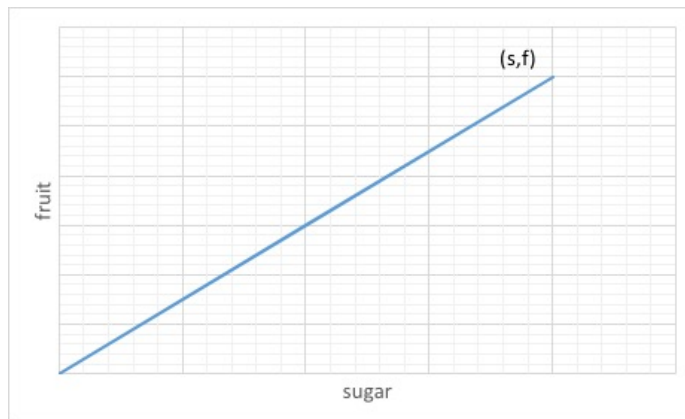


Calling the basis vectors  $\vec{e}_1 := (1, 0)$  and  $\vec{e}_2 := (0, 1)$ , this representation would label what's in the barrel by a vector

$$\vec{x} := x\vec{e}_1 + y\vec{e}_2 = (\vec{e}_1 \quad \vec{e}_2) \begin{pmatrix} x \\ y \end{pmatrix}. \quad (18.12.37)$$

Since this is the method ordinary people would use, we will call this the “engineer's” method!

But this is not the approach nutritionists would use. They would note the amount of sugar and total number of fruit ( $s, f$ ):

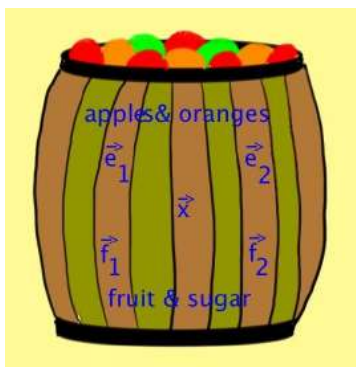


**WARNING:** To make sense of what comes next you need to allow for the possibility of a negative amount of fruit or sugar. This would be just like a bank, where if money is owed to somebody else, we can use a minus sign.

The vector  $\vec{x}$  says what is in the barrel and does not depend which mathematical description is employed. The way nutritionists label  $\vec{x}$  is in terms of a pair of basis vectors  $\vec{f}_1$  and  $\vec{f}_2$ :

$$\vec{x} = s\vec{f}_1 + f\vec{f}_2 = (\vec{f}_1 \quad \vec{f}_2) \begin{pmatrix} s \\ f \end{pmatrix}. \quad (18.12.38)$$

Thus our vector space now has a bunch of interesting vectors:



The vector  $\vec{x}$  labels generally the contents of the barrel. The vector  $\vec{e}_1$  corresponds to one apple and one orange. The vector  $\vec{e}_2$  is one orange and no apples. The vector  $\vec{f}_1$  means one unit of sugar and zero total fruit (to achieve this you could lend out some apples and keep a few oranges). Finally the vector  $\vec{f}_2$  represents a total of one piece of fruit and no sugar.

You might remember that the amount of sugar in an apple is called  $\lambda$  while oranges have twice as much sugar as apples. Thus

$$\begin{cases} s = \lambda(x + 2y) \\ f = x + y \end{cases} \quad (18.12.39)$$

Essentially, this is already our change of basis formula, but lets play around and put it in our notations. First we can write this as a matrix

$$\begin{pmatrix} s \\ f \end{pmatrix} = \begin{pmatrix} \lambda & 2\lambda \\ 1 & 1 \end{pmatrix} \begin{pmatrix} x \\ y \end{pmatrix}. \quad (18.12.40)$$

We can easily invert this to get

$$\begin{pmatrix} x \\ y \end{pmatrix} = \begin{pmatrix} -\frac{1}{\lambda} & 2 \\ \frac{1}{\lambda} & -1 \end{pmatrix} \begin{pmatrix} s \\ f \end{pmatrix}. \quad (18.12.41)$$

Putting this in the engineer's formula for  $\vec{x}$  gives

$$\vec{x} = (\vec{e}_1 \quad \vec{e}_2) \begin{pmatrix} -\frac{1}{\lambda} & 2 \\ \frac{1}{\lambda} & -1 \end{pmatrix} \begin{pmatrix} s \\ f \end{pmatrix} = \left(-\frac{1}{\lambda}(\vec{e}_1 - \vec{e}_2) \quad 2\vec{e}_1 - 2\vec{e}_2\right) \begin{pmatrix} s \\ f \end{pmatrix}. \quad (18.12.42)$$

Comparing to the nutritionist's formula for the same object  $\vec{x}$  we learn that

$$\vec{f}_1 = -\frac{1}{\lambda}(\vec{e}_1 - \vec{e}_2) \quad \text{and} \quad \vec{f}_2 = 2\vec{e}_1 - 2\vec{e}_2. \quad (18.12.43)$$

Rearranging these equation we find the change of base matrix  $P$  from the engineer's basis to the nutritionist's basis:

$$\begin{pmatrix} \vec{f}_1 & \vec{f}_2 \end{pmatrix} = (\vec{e}_1 \quad \vec{e}_2) \begin{pmatrix} -\frac{1}{\lambda} & 2 \\ \frac{1}{\lambda} & -1 \end{pmatrix} =: (\vec{e}_1 \quad \vec{e}_2) P. \quad (18.12.44)$$

We can also go the other direction, changing from the nutritionist's basis to the engineer's basis

$$(\vec{e}_1 \quad \vec{e}_2) = \begin{pmatrix} \vec{f}_1 & \vec{f}_2 \end{pmatrix} \begin{pmatrix} \lambda & 2\lambda \\ 1 & 1 \end{pmatrix} =: \begin{pmatrix} \vec{f}_1 & \vec{f}_2 \end{pmatrix} Q. \quad (18.12.45)$$

Of course, we must have

$$Q = P^{-1}, \quad (18.12.46)$$

(which is in fact how we constructed  $P$  in the first place).

Finally, lets consider the very first linear systems problem, where you were given that there were 27 pieces of fruit in total and twice as many oranges as apples. In equations this says just

$$x + y = 27 \quad \text{and} \quad 2x - y = 0. \quad (18.12.47)$$

But we can also write this as a matrix system

$$MX = V \quad (18.12.48)$$

where

$$M := \begin{pmatrix} 1 & 1 \\ 2 & -1 \end{pmatrix}, X := \begin{pmatrix} x \\ y \end{pmatrix}, V := \begin{pmatrix} 0 \\ 27 \end{pmatrix}. \quad (18.12.49)$$

Note that

$$\vec{x} = (\vec{e}_1 \quad \vec{e}_2) X. \quad (18.12.50)$$

Also lets call

$$\vec{v} := (\vec{e}_1 \quad \vec{e}_2) V. \quad (18.12.51)$$

Now the matrix  $M$  is the matrix of some linear transformation  $L$  in the basis of the engineers.

Lets convert it to the basis of the nutritionists:

$$L\vec{x} = L \begin{pmatrix} \vec{f}_1 & \vec{f}_2 \end{pmatrix} \begin{pmatrix} s \\ f \end{pmatrix} = L (\vec{e}_1 \quad \vec{e}_2) P \begin{pmatrix} s \\ f \end{pmatrix} = \begin{pmatrix} \vec{e}_1 \\ \vec{e}_2 \end{pmatrix} MP \begin{pmatrix} s \\ f \end{pmatrix}. \quad (18.12.52)$$

Note here that the linear transformation on acts on  $\{\vec{v}\}$  -- these are the objects we have written with a  $\vec{v}$  sign on top of them. It does not act on columns of numbers!

We can easily compute  $MP$  and find

$$MP = \begin{pmatrix} 1 & 1 \\ 2 & -1 \end{pmatrix} \begin{pmatrix} -\frac{1}{\lambda} & 2 \\ \frac{1}{\lambda} & -1 \end{pmatrix} = \begin{pmatrix} 0 & 1 \\ -\frac{3}{\lambda} & 5 \end{pmatrix}. \quad (18.12.53)$$

Note that  $P^{-1}MP$  is the matrix of  $L$  in the nutritionists basis, but we don't need this quantity right now.

Thus the last task is to solve the system, lets solve for sugar and fruit.

We need to solve

$$MP \begin{pmatrix} s \\ f \end{pmatrix} = \begin{pmatrix} 0 & 1 \\ -\frac{3}{\lambda} & 5 \end{pmatrix} \begin{pmatrix} s \\ f \end{pmatrix} = \begin{pmatrix} 27 \\ 0 \end{pmatrix}. \quad (18.12.54)$$

This is solved immediately by forward substitution (the nutritionists basis is nice since it directly gives \$f\$):

$$f = 27 \quad \text{and} \quad s = 45\lambda. \quad (18.12.55)$$

## 2 × 2 Example

Lets diagonalize the matrix  $M$  from a previous example Eigenvalues and Eigenvectors: 2 × 2 Example

$$M = \begin{pmatrix} 4 & 2 \\ 1 & 3 \end{pmatrix} \quad (18.12.56)$$

We found the eigenvalues and eigenvectors of  $M$ , our solution was

$$\lambda_1 = 5, \mathbf{v}_1 = \begin{pmatrix} 2 \\ 1 \end{pmatrix} \quad \text{and} \quad \lambda_2 = 2, \mathbf{v}_2 = \begin{pmatrix} 1 \\ -1 \end{pmatrix}. \quad (18.12.57)$$

So we can diagonalize this matrix using the formula  $D = P^{-1}MP$  where  $P = (\mathbf{v}_1, \mathbf{v}_2)$ . This means

$$P = \begin{pmatrix} 2 & 1 \\ 1 & -1 \end{pmatrix} \quad \text{and} \quad P^{-1} = -\frac{1}{3} \begin{pmatrix} 1 & 1 \\ 1 & -2 \end{pmatrix} \quad (18.12.58)$$

The inverse comes from the formula for inverses of 2 × 2 matrices:

$$\begin{pmatrix} a & b \\ c & d \end{pmatrix}^{-1} = \frac{1}{ad - bc} \begin{pmatrix} d & -b \\ -c & a \end{pmatrix}, \quad \text{so long as } ad - bc \neq 0. \quad (18.12.59)$$

So we get:

$$D = -\frac{1}{3} \begin{pmatrix} 1 & 1 \\ 1 & -2 \end{pmatrix} \begin{pmatrix} 4 & 2 \\ 1 & 3 \end{pmatrix} \begin{pmatrix} 2 & 1 \\ 1 & -1 \end{pmatrix} = \begin{pmatrix} 5 & 0 \\ 0 & 2 \end{pmatrix} \quad (18.12.60)$$

But this doesn't really give any intuition into why this happens. Let look at what happens when we apply this matrix  $D = P^{-1}MP$  to a vector  $v = \begin{pmatrix} x \\ y \end{pmatrix}$ . Notice that applying  $P$  translates  $v = \begin{pmatrix} x \\ y \end{pmatrix}$  into  $x\mathbf{v}_1 + y\mathbf{v}_2$ .

$$P^{-1}MP \begin{pmatrix} x \\ y \end{pmatrix} = P^{-1}M \begin{pmatrix} 2x + y \\ x - y \end{pmatrix} = P^{-1}M \left[ \begin{pmatrix} 2x \\ x \end{pmatrix} + \begin{pmatrix} y \\ -y \end{pmatrix} \right] \quad (18.12.61)$$

$$= P^{-1} \left[ (x)M \begin{pmatrix} 2 \\ 1 \end{pmatrix} + (y)M \begin{pmatrix} 1 \\ -1 \end{pmatrix} \right] = P^{-1} \left[ (x)M\mathbf{v}_1 + (y) \cdot M\mathbf{v}_2 \right] \quad (18.12.62)$$

Remember that we know what  $M$  does to  $\mathbf{v}_1$  and  $\mathbf{v}_2$ , so we get

$$\begin{aligned} P^{-1} \left[ (x)M\mathbf{v}_1 + (y)M\mathbf{v}_2 \right] &= P^{-1} \left[ (x\lambda_1)\mathbf{v}_1 + (y\lambda_2)\mathbf{v}_2 \right] \\ &= (5x)P^{-1}\mathbf{v}_1 + (2y)P^{-1}\mathbf{v}_2 \\ &= (5x) \begin{pmatrix} 1 \\ 0 \end{pmatrix} + (2y) \begin{pmatrix} 0 \\ 1 \end{pmatrix} \\ &= \begin{pmatrix} 5x \\ 2y \end{pmatrix} \end{aligned}$$

Notice that multiplying by  $P^{-1}$  converts  $\mathbf{v}_1$  and  $\mathbf{v}_2$  back in to  $\begin{pmatrix} 1 \\ 0 \end{pmatrix}$  and  $\begin{pmatrix} 0 \\ 1 \end{pmatrix}$  respectively. This shows us why  $D = P^{-1}MP$  should be the diagonal matrix:

$$D = \begin{pmatrix} \lambda_1 & 0 \\ 0 & \lambda_2 \end{pmatrix} = \begin{pmatrix} 5 & 0 \\ 0 & 2 \end{pmatrix} \quad (18.12.63)$$

#### Contributor

- [David Cherney](#), [Tom Denton](#), and [Andrew Waldron](#) (UC Davis)

---

This page titled [18.12: Movie Scripts 11-12](#) is shared under a [not declared](#) license and was authored, remixed, and/or curated by [David Cherney](#), [Tom Denton](#), & [Andrew Waldron](#).

## 18.13: Movie Scripts 13-14

### G.13 Orthonormal Bases and Complements

#### All Orthonormal Bases for $\mathbb{R}^2$

We wish to find all orthonormal bases for the space  $\mathbb{R}^2$ , and they are  $\{e_1^\theta, e_2^\theta\}$  up to reordering where

$$e_1^\theta = \begin{pmatrix} \cos \theta \\ \sin \theta \end{pmatrix}, \quad e_2^\theta = \begin{pmatrix} -\sin \theta \\ \cos \theta \end{pmatrix}, \quad (18.13.1)$$

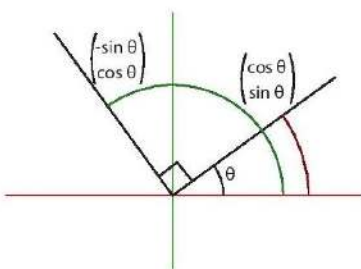
for some  $\theta \in [0, 2\pi)$ . Now first we need to show that for a fixed  $\theta$  that the pair is orthogonal:

$$e_1^\theta \cdot e_2^\theta = -\sin \theta \cos \theta + \cos \theta \sin \theta = 0. \quad (18.13.2)$$

Also we have

$$\|e_1^\theta\|^2 = \|e_2^\theta\|^2 = \sin^2 \theta + \cos^2 \theta = 1, \quad (18.13.3)$$

and hence  $\{e_1^\theta, e_2^\theta\}$  is an orthonormal basis. To show that every orthonormal basis of  $\mathbb{R}^2$  is  $\{e_1^\theta, e_2^\theta\}$  for some  $\theta$ , consider an orthonormal basis  $\{b_1, b_2\}$  and note that  $b_1$  forms an angle  $\phi$  with the vector  $e_1$  (which is  $e_1^0$ ). Thus  $b_1 = e_1^\phi$  and if  $b_2 = e_2^\phi$ , we are done, otherwise  $b_2 = -e_2^\phi$  and it is the reflected version. However we can do the same thing except starting with  $b_2$  and get  $b_2 = e_1^\psi$  and  $b_1 = e_2^\psi$  since we have just interchanged two basis vectors which corresponds to a reflection which picks up a minus sign as in the determinant.



#### A $4 \times 4$ Gram-Schmidt Example

Lets do an example of how to "Gram-Schmidt" some vectors in  $\mathbb{R}^4$ . Given the following vectors

$$v_1 = \begin{pmatrix} 0 \\ 1 \\ 0 \\ 0 \end{pmatrix}, \quad v_2 = \begin{pmatrix} 0 \\ 1 \\ 1 \\ 0 \end{pmatrix}, \quad v_3 = \begin{pmatrix} 3 \\ 0 \\ 1 \\ 1 \end{pmatrix}, \quad \text{and} \quad v_4 = \begin{pmatrix} 1 \\ 1 \\ 0 \\ 2 \end{pmatrix}, \quad (18.13.4)$$

we start with  $v_1$

$$v_1^\perp = v_1 = \begin{pmatrix} 0 \\ 1 \\ 0 \\ 0 \end{pmatrix}. \quad (18.13.5)$$

Now the work begins

$$\begin{aligned} v_2^\perp &= v_2 - \frac{(v_1^\perp \cdot v_2)}{\|v_1^\perp\|^2} v_1^\perp \\ &= \begin{pmatrix} 0 \\ 1 \\ 1 \\ 0 \end{pmatrix} - \frac{1}{1} \begin{pmatrix} 0 \\ 1 \\ 1 \\ 0 \end{pmatrix} \\ &= \begin{pmatrix} 0 \\ 0 \\ 1 \\ 0 \end{pmatrix} \end{aligned}$$

This gets a little longer with every step.

$$\begin{aligned} v_3^\perp &= v_3 - \frac{(v_1^\perp \cdot v_3)}{\|v_1^\perp\|^2} v_1^\perp - \frac{(v_2^\perp \cdot v_3)}{\|v_2^\perp\|^2} v_2^\perp \\ &= \begin{pmatrix} 3 \\ 0 \\ 1 \\ 0 \end{pmatrix} - \frac{0}{1} \begin{pmatrix} 0 \\ 1 \\ 1 \\ 0 \end{pmatrix} - \frac{1}{1} \begin{pmatrix} 0 \\ 0 \\ 1 \\ 0 \end{pmatrix} = \begin{pmatrix} 3 \\ 0 \\ 0 \\ 0 \end{pmatrix} \end{aligned}$$

This last step requires subtracting off the term of the form  $\frac{v \cdot u}{\|u\|^2} u$  for each of the previously defined basis vectors.

$$\begin{aligned} v_4^\perp &= v_4 - \frac{(v_1^\perp \cdot v_4)}{\|v_1^\perp\|^2} v_1^\perp - \frac{(v_2^\perp \cdot v_4)}{\|v_2^\perp\|^2} v_2^\perp - \frac{(v_3^\perp \cdot v_4)}{\|v_3^\perp\|^2} v_3^\perp \\ &= \begin{pmatrix} 1 \\ 1 \\ 0 \\ 2 \end{pmatrix} - \frac{1}{1} \begin{pmatrix} 0 \\ 1 \\ 1 \\ 0 \end{pmatrix} - \frac{0}{1} \begin{pmatrix} 0 \\ 0 \\ 1 \\ 0 \end{pmatrix} - \frac{3}{9} \begin{pmatrix} 3 \\ 0 \\ 0 \\ 0 \end{pmatrix} \\ &= \begin{pmatrix} 0 \\ 0 \\ 0 \\ 2 \end{pmatrix} \end{aligned}$$

Now  $v_1^\perp$ ,  $v_2^\perp$ ,  $v_3^\perp$ , and  $v_4^\perp$  are an orthogonal basis. Notice that even with very, very nice looking vectors we end up having to do quite a bit of arithmetic. This a good reason to use programs like matlab to check your work.

## Another QR Decomposition Example

We can alternatively think of the QR decomposition as performing the Gram-Schmidt procedure on the *column space*, the vector space of the column vectors of the matrix, of the matrix  $M$ . The resulting orthonormal basis will be stored in  $Q$  and the negative of the coefficients will be recorded in  $R$ . Note that  $R$  is upper triangular by how Gram-Schmidt works. Here we will explicitly do an example with the matrix

$$M = \begin{pmatrix} | & | & | \\ m_1 & m_2 & m_3 \\ | & | & | \end{pmatrix} = \begin{pmatrix} 1 & 1 & -1 \\ 0 & 1 & 2 \\ -1 & 1 & 1 \end{pmatrix}. \quad (18.13.6)$$

First we normalize  $m_1$  to get  $m'_1 = \frac{m_1}{\|m_1\|}$  where  $\|m_1\| = r_1 = \sqrt{2}$  which gives the decomposition

$$Q_1 = \begin{pmatrix} \frac{1}{\sqrt{2}} & 1 & -1 \\ 0 & 1 & 2 \\ -\frac{1}{\sqrt{2}} & 1 & 1 \end{pmatrix}, R_1 = \begin{pmatrix} \sqrt{2} & 0 & 0 \\ 0 & 1 & 0 \\ 0 & 0 & 1 \end{pmatrix}. \quad (18.13.7)$$

Next we find

$$t_2 = m_2 - (m'_1 \cdot m_2)m'_1 = m_2 - r'_2 m'_1 = m_2 - 0m'_1 \quad (18.13.8)$$

noting that

$$m'_1 \cdot m'_1 = \|m'_1\|^2 = 1 \quad (18.13.9)$$

and  $\|t_2\| = r_2^2 = \sqrt{3}$ , and so we get  $m'_2 = \frac{t_2}{\|t_2\|}$  with the decomposition

$$Q_2 = \begin{pmatrix} \frac{1}{\sqrt{2}} & \frac{1}{\sqrt{3}} & -1 \\ 0 & \frac{1}{\sqrt{3}} & 2 \\ -\frac{1}{\sqrt{2}} & \frac{1}{\sqrt{3}} & 1 \end{pmatrix}, R_2 = \begin{pmatrix} \sqrt{2} & 0 & 0 \\ 0 & \sqrt{3} & 0 \\ 0 & 0 & 1 \end{pmatrix}. \quad (18.13.10)$$

Finally we calculate

$$\begin{aligned} t_3 &= m_3 - (m'_1 \cdot m_3)m'_1 - (m'_2 \cdot m_3)m'_2 \\ &= m_3 - r_3^1 m'_1 - r_3^2 m'_2 = m_3 + \sqrt{2}m'_1 - \frac{2}{\sqrt{3}}m'_2, \end{aligned}$$

again noting  $m'_2 \cdot m'_2 = \|m'_2\| = 1$ , and let  $m'_3 = \frac{t_3}{\|t_3\|}$  where  $\|t_3\| = r_3^3 = 2\sqrt{\frac{2}{3}}$ . Thus we get our final  $M = QR$  decomposition as

$$Q = \begin{pmatrix} \frac{1}{\sqrt{2}} & \frac{1}{\sqrt{3}} & -\frac{1}{\sqrt{2}} \\ 0 & \frac{1}{\sqrt{3}} & \sqrt{\frac{2}{3}} \\ -\frac{1}{\sqrt{2}} & \frac{1}{\sqrt{3}} & -\frac{1}{\sqrt{6}} \end{pmatrix}, R = \begin{pmatrix} \sqrt{2} & 0 & -\sqrt{2} \\ 0 & \sqrt{3} & \frac{2}{\sqrt{3}} \\ 0 & 0 & 2\sqrt{\frac{2}{3}} \end{pmatrix}. \quad (18.13.11)$$

## Overview

This video considers solutions sets for linear systems with three unknowns. These are often called  $(x, y, z)$  and label points in  $\mathbb{R}^3$ . Lets work case by case:

1. If you have no equations at all, then any  $(x, y, z)$  is a solution, so the solution set is all of  $\mathbb{R}^3$ . The picture looks a little silly: **(Fig1)**
2. For a single equation, the solution is a plane. The picture looks like this: **(Fig2)**
3. For two equations, we must look at two planes. These usually intersect along a line, so the solution set will also (usually) be a line: **(Fig3)**
4. For three equations, most often their intersection will be a single point so the solution will then be unique: **(Fig4)**
5. Of course stuff can go wrong. Two different looking equations could determine the same plane, or worse equations could be inconsistent. If the equations are inconsistent, there will be no solutions at all. For example, if you had four equations determining four parallel planes the solution set would be empty. This looks like this: **(Fig5)**

$$v = c^1 v_1 + c^2 v_2 + \dots + v^n c_n, \quad (18.13.12)$$

$$v_i \cdot v_j = 0, \quad i \neq j. \quad (18.13.13)$$

$$v_1 \cdot v = c^1 v_1 \cdot v_1 + c^2 v_1 \cdot v_2 + \dots + c^n v_1 \cdot v_n = c^1 v_1 \cdot v_1. \quad (18.13.14)$$

Solving for  $c^1$  (remembering that  $v_1 \cdot v_1 \neq 0$ ) gives

$$c^1 = \frac{v_1 \cdot v}{v_1 \cdot v_1}. \quad (18.13.15)$$

This should get you started on this problem.

## Hint for Review Problem 3

Lets work part by part:

1. Is the vector  $v^\perp = v - \frac{v \cdot u}{u \cdot u} u$  in the plane  $P$ ? Remember that the dot product gives you a scalar not a vector, so if you think about this formula  $\frac{v \cdot u}{u \cdot u}$  is a scalar, so this is a linear combination of  $v$  and  $u$ . Do you think it is in the span?
2. What is the angle between  $v^\perp$  and  $u$ ? This part will make more sense if you think back to the dot product formulas you probably first saw in multivariable calculus. Remember that

$$u \cdot v = \|u\| \|v\| \cos(\theta), \quad (18.13.16)$$

and in particular if they are perpendicular  $\theta = \frac{\pi}{2}$  and  $\cos(\frac{\pi}{2}) = 0$  you will get  $u \cdot v = 0$ . Now try to compute the dot product of  $u$  and  $v^\perp$  to find  $\|u\| \|v^\perp\| \cos(\theta)$

$$\begin{aligned}
 \mathbf{u} \cdot \mathbf{v}^\perp &= \mathbf{u} \cdot \left( \mathbf{v} - \frac{\mathbf{u} \cdot \mathbf{v}}{\mathbf{u} \cdot \mathbf{u}} \mathbf{u} \right) \\
 &= \mathbf{u} \cdot \mathbf{v} - \mathbf{u} \cdot \left( \frac{\mathbf{u} \cdot \mathbf{v}}{\mathbf{u} \cdot \mathbf{u}} \right) \mathbf{u} \\
 &= \mathbf{u} \cdot \mathbf{v} - \left( \frac{\mathbf{u} \cdot \mathbf{v}}{\mathbf{u} \cdot \mathbf{u}} \right) \mathbf{u} \cdot \mathbf{u}
 \end{aligned}$$

Now you finish simplifying and see if you can figure out what  $\theta$  has to be.

3. Given your solution to the above, how can you find a third vector perpendicular to both  $\mathbf{u}$  and  $\mathbf{v}^\perp$ ? Remember what other things you learned in multivariable calculus? This might be a good time to remind your self what the cross product does.
4. Construct an orthonormal basis for  $\mathbb{R}^3$  from  $\mathbf{u}$  and  $\mathbf{v}$ . If you did part (c) you can probably find 3 orthogonal vectors to make a orthogonal basis. All you need to do to turn this into an orthonormal basis is make these into unit vectors.
5. Test your abstract formulae starting with

$$\mathbf{u} = (1 \ 2 \ 0) \text{ and } \mathbf{v} = (0 \ 1 \ 1). \tag{18.13.17}$$

Try it out, and if you get stuck try drawing a sketch of the vectors you have.

### Hint for Review Problem 10

This video shows you a way to solve problem 10 that's different to the method described in the lecture. The first thing is to think of

$$\begin{aligned}
 M &= \begin{pmatrix} 1 & 0 & 2 \\ -1 & 2 & 0 \\ -1 & 2 & 2 \end{pmatrix} \text{ as a set of 3 vectors } \mathbf{v}_1 = \begin{pmatrix} 0 \\ -1 \\ -1 \end{pmatrix}, \mathbf{v}_2 = \begin{pmatrix} 0 \\ 2 \\ -2 \end{pmatrix}, \mathbf{v}_3 \\
 &= \begin{pmatrix} 2 \\ 0 \\ 2 \end{pmatrix} \text{ . Then you need to remember that we are searching for a decomposition } M = QR
 \end{aligned} \tag{18.13.18}$$

where  $Q$  is an orthogonal matrix. Thus the upper triangular matrix  $R = Q^T M$  and  $Q^T Q = I$ . Moreover, orthogonal matrices perform rotations. To see this, compare the inner product  $\mathbf{u} \cdot \mathbf{v} = \mathbf{u}^T \mathbf{v}$  of vectors  $\mathbf{u}$  and  $\mathbf{v}$  with that of  $Q\mathbf{u}$  and  $Q\mathbf{v}$ :

$$(Q\mathbf{u}) \cdot (Q\mathbf{v}) = (Q\mathbf{u})^T (Q\mathbf{v}) = \mathbf{u}^T Q^T Q \mathbf{v} = \mathbf{u}^T \mathbf{v} = \mathbf{u} \cdot \mathbf{v}. \tag{18.13.19}$$

Since the dot product doesn't change, we learn that  $Q$  does not change angles or lengths of vectors. Now, here's an interesting procedure: rotate  $\mathbf{v}_1, \mathbf{v}_2$  and  $\mathbf{v}_3$  such that  $\mathbf{v}_1$  is along the x-axis,  $\mathbf{v}_2$  is in the xy-plane. Then if you put these in a matrix you get something of the form

$$\begin{pmatrix} a & b & c \\ 0 & d & e \\ 0 & 0 & f \end{pmatrix} \tag{18.13.20}$$

which is exactly what we don't want for  $R$ !

Moreover, the vector

$$\begin{pmatrix} a \\ 0 \\ 0 \end{pmatrix} \tag{18.13.21}$$

is the rotated  $\mathbf{v}_1$  so must have length  $\|\mathbf{v}_1\| = \sqrt{3}$ . Thus  $a = \sqrt{3}$ . The rotated  $\mathbf{v}_2$  is

$$\begin{pmatrix} b \\ d \\ 0 \end{pmatrix} \tag{18.13.22}$$

and must have length  $\|\mathbf{v}_2\| = 2\sqrt{2}$ . Also the dot product between

$$\begin{pmatrix} a \\ 0 \\ 0 \end{pmatrix} \text{ and } \begin{pmatrix} b \\ d \\ 0 \end{pmatrix} \tag{18.13.23}$$

is  $\mathbf{ab}$  and must equal  $\mathbf{v}_1 \cdot \mathbf{v}_2 = 0$ . (That  $\mathbf{v}_1$  and  $\mathbf{v}_2$  were orthogonal is just a coincidence here....). Thus  $\mathbf{b} = \mathbf{0}$ . So now we know most of the matrix  $\mathbf{R}$

$$\mathbf{R} = \begin{pmatrix} \sqrt{3} & 0 & c \\ 0 & 2\sqrt{2} & e \\ 0 & 0 & f \end{pmatrix} \quad (18.13.24)$$

You can work out the last column using the same ideas. Thus it only remains to compute  $\mathbf{Q}$  from

$$\mathbf{Q} = \mathbf{MR}^{-1}. \quad (18.13.25)$$

## G.14 Diagonalizing Symmetric Matrices

### 3 × 3 Example

Lets diagonalize the matrix

$$\mathbf{M} = \begin{pmatrix} 1 & 2 & 0 \\ 2 & 1 & 0 \\ 0 & 0 & 5 \end{pmatrix} \quad (18.13.26)$$

If we want to diagonalize this matrix, we should be happy to see that it is symmetric, since this means we will have real eigenvalues, which means factoring won't be too hard. As an added bonus if we have three distinct eigenvalues the eigenvectors we find will automatically be orthogonal, which means that the inverse of the matrix  $\mathbf{P}$  will be easy to compute. We can start by finding the eigenvalues of this

$$\begin{aligned} \det \begin{pmatrix} 1-\lambda & 2 & 0 \\ 2 & 1-\lambda & 0 \\ 0 & 0 & 5-\lambda \end{pmatrix} &= (1-\lambda) \begin{vmatrix} 1-\lambda & 0 \\ 0 & 5-\lambda \end{vmatrix} \\ &\quad - (2) \begin{vmatrix} 2 & 0 \\ 0 & 5-\lambda \end{vmatrix} + 0 \begin{vmatrix} 2 & 1-\lambda \\ 0 & 0 \end{vmatrix} \\ &= (1-\lambda)(1-\lambda)(5-\lambda) + (-2)(2)(5-\lambda) + 0 \\ &= (1-2\lambda+\lambda^2)(5-\lambda) + (-2)(2)(5-\lambda) \\ &= ((1-4) - 2\lambda + \lambda^2)(5-\lambda) \\ &= (-3 - 2\lambda + \lambda^2)(5-\lambda) \\ &= (1+\lambda)(3-\lambda)(5-\lambda) \end{aligned}$$

So we get  $\lambda = -1, 3, 5$  as eigenvalues. First find  $\mathbf{v}_1$  for  $\lambda_1 = -1$

$$(\mathbf{M} + \mathbf{I}) \begin{pmatrix} x \\ y \\ z \end{pmatrix} = \begin{pmatrix} 2 & 2 & 0 \\ 2 & 2 & 0 \\ 0 & 0 & 6 \end{pmatrix} \begin{pmatrix} x \\ y \\ z \end{pmatrix} = \begin{pmatrix} 0 \\ 0 \\ 0 \end{pmatrix}, \quad (18.13.27)$$

implies that  $2x + 2y = 0$  and  $6z = 0$ , which means any multiple of  $\mathbf{v}_1 = \begin{pmatrix} 1 \\ -1 \\ 0 \end{pmatrix}$  is an eigenvector with eigenvalue  $\lambda_1 = -1$ . Now for  $\mathbf{v}_2$  with  $\lambda_2 = 3$

$$(\mathbf{M} - 3\mathbf{I}) \begin{pmatrix} x \\ y \\ z \end{pmatrix} = \begin{pmatrix} -2 & 2 & 0 \\ 2 & -2 & 0 \\ 0 & 0 & 2 \end{pmatrix} \begin{pmatrix} x \\ y \\ z \end{pmatrix} = \begin{pmatrix} 0 \\ 0 \\ 0 \end{pmatrix}, \quad (18.13.28)$$

and we can find that that  $\mathbf{v}_2 = \begin{pmatrix} 1 \\ 1 \\ 0 \end{pmatrix}$  would satisfy  $(-2x + 2y = 0, 2x - 2y = 0$  and  $4z = 0$ .

Now for  $\mathbf{v}_3$  with  $\lambda_3 = 5$

$$(\mathbf{M} - 5\mathbf{I}) \begin{pmatrix} x \\ y \\ z \end{pmatrix} = \begin{pmatrix} -4 & 2 & 0 \\ 2 & -4 & 0 \\ 0 & 0 & 0 \end{pmatrix} \begin{pmatrix} x \\ y \\ z \end{pmatrix} = \begin{pmatrix} 0 \\ 0 \\ 0 \end{pmatrix}, \quad (18.13.29)$$

Now we want  $v_3$  to satisfy  $-4x + 2y = 0$  and  $2x - 4y = 0$ , which imply  $x = y = 0$ , but since there are no restrictions on the  $z$  coordinate we have  $v_3 = \begin{pmatrix} 0 \\ 0 \\ 1 \end{pmatrix}$ .

Notice that the eigenvectors form an orthogonal basis. We can create an orthonormal basis by rescaling to make them unit vectors. This will help us because if  $P = [v_1, v_2, v_3]$  is created from orthonormal vectors then  $P^{-1} = P^T$ , which means computing  $P^{-1}$  should be easy. So let's say

$$v_1 = \begin{pmatrix} \frac{1}{\sqrt{2}} \\ -\frac{1}{\sqrt{2}} \\ 0 \end{pmatrix}, v_2 = \begin{pmatrix} \frac{1}{\sqrt{2}} \\ \frac{1}{\sqrt{2}} \\ 0 \end{pmatrix}, \text{ and } v_3 = \begin{pmatrix} 0 \\ 0 \\ 1 \end{pmatrix} \quad (18.13.30)$$

so we get

$$P = \begin{pmatrix} \frac{1}{\sqrt{2}} & \frac{1}{\sqrt{2}} & 0 \\ -\frac{1}{\sqrt{2}} & \frac{1}{\sqrt{2}} & 0 \\ 0 & 0 & 1 \end{pmatrix} \text{ and } P^{-1} = \begin{pmatrix} \frac{1}{\sqrt{2}} & -\frac{1}{\sqrt{2}} & 0 \\ \frac{1}{\sqrt{2}} & \frac{1}{\sqrt{2}} & 0 \\ 0 & 0 & 1 \end{pmatrix} \quad (18.13.31)$$

So when we compute  $D = P^{-1}MP$  we'll get

$$\begin{pmatrix} \frac{1}{\sqrt{2}} & -\frac{1}{\sqrt{2}} & 0 \\ \frac{1}{\sqrt{2}} & \frac{1}{\sqrt{2}} & 0 \\ 0 & 0 & 1 \end{pmatrix} \begin{pmatrix} 1 & 2 & 0 \\ 2 & 5 & 0 \\ 0 & 0 & 5 \end{pmatrix} \begin{pmatrix} \frac{1}{\sqrt{2}} & \frac{1}{\sqrt{2}} & 0 \\ -\frac{1}{\sqrt{2}} & \frac{1}{\sqrt{2}} & 0 \\ 0 & 0 & 1 \end{pmatrix} = \begin{pmatrix} -1 & 0 & 0 \\ 0 & 3 & 0 \\ 0 & 0 & 5 \end{pmatrix} \quad (18.13.32)$$

### Hint for Review Problem 1

For part (a), we can consider any complex number  $z$  as being a vector in  $\mathbb{R}^2$  where complex conjugation corresponds to the matrix  $\begin{pmatrix} 1 & 0 \\ 0 & -1 \end{pmatrix}$ . Can you describe  $z\bar{z}$  in terms of  $\|z\|$ ? For part (b), think about what values  $a \in \mathbb{R}$  can take if  $a = -a$ ? Part (c), just compute it and look back at part (a).

For part (d), note that  $x^\dagger x$  is just a number, so we can divide by it. Parts (e) and (f) follow right from definitions. For part (g), first notice that every row vector is the (unique) transpose of a column vector, and also think about why  $(AA^T)^T = AA^T$  for any matrix  $A$ . Additionally you should see that  $\overline{x^T} = x^\dagger$  and mention this. Finally for part (h), show that

$$\frac{x^\dagger M x}{x^\dagger x} = \overline{\left( \frac{x^\dagger M x}{x^\dagger x} \right)^T} \quad (18.13.33)$$

and reduce each side separately to get  $\lambda = \bar{\lambda}$ .

#### Contributor

- David Cherney, Tom Denton, and Andrew Waldron (UC Davis)

This page titled 18.13: Movie Scripts 13-14 is shared under a [not declared](#) license and was authored, remixed, and/or curated by [David Cherney, Tom Denton, & Andrew Waldron](#).

## 18.14: Movie Scripts 15-16

### G.15 Kernel, Range, Nullity, Rank

#### Invertibility Conditions

Here I am going to discuss some of the conditions on the invertibility of a matrix stated in Theorem 16.3.1. Condition 1 states that  $X = M^{-1}V$  uniquely, which is clearly equivalent to 4. Similarly, every square matrix  $M$  uniquely corresponds to a linear transformation  $L: \mathbb{R}^n \rightarrow \mathbb{R}^n$ , so condition 3 is equivalent to condition 1.

Condition 6 implies 4 by the adjoint construct the inverse, but the converse is not so obvious. For the converse (4 implying 6), we refer back the proofs in Chapter 18 and 19. Note that if  $\det M = 0$ , there exists an eigenvalue of  $M$  equal to  $0$ , which implies  $M$  is not invertible. Thus condition 8 is equivalent to conditions 4, 5, 9, and 10.

The map  $M$  is injective if it does not have a null space by definition, however eigenvectors with eigenvalue  $0$  form a basis for the null space. Hence conditions 8 and 14 are equivalent, and 14, 15, and 16 are equivalent by the Dimension Formula (also known as the Rank-Nullity Theorem).

Now conditions 11, 12, and 13 are all equivalent by the definition of a basis. Finally if a matrix  $M$  is not row-equivalent to the identity matrix, then  $\det M = 0$ , so conditions 2 and 8 are equivalent.

#### Hints for Review Problem 3

Lets work through this problem. Let  $L: V \rightarrow W$  be a linear transformation. Show that  $\ker L = \{0_V\}$  if and only if  $L$  is one-to-one:

1. \item First, suppose that  $\ker L = \{0_V\}$ . Show that  $L$  is one-to-one. Remember what one-one means, it means whenever  $L(x) = L(y)$  we can be certain that  $x = y$ . While this might seem like a weird thing to require this statement really means that each vector in the range gets mapped to a unique vector in the range. We know we have the one-one property, but we also don't want to forget some of the more basic properties of linear transformations namely that they are linear, which means  $L(ax + by) = aL(x) + bL(y)$  for scalars  $a$  and  $b$ . What if we rephrase the one-one property to say whenever  $L(x) - L(y) = 0$  implies that  $x - y = 0$ ? Can we connect that to the statement that  $\ker L = \{0_V\}$ ? Remember that if  $L(v) = 0$  then  $v \in \ker L = \{0_V\}$ .
2. Now, suppose that  $L$  is one-to-one. Show that  $\ker L = \{0_V\}$ . That is, show that  $0_V$  is in  $\ker L$ , and then show that there are no other vectors in  $\ker L$ . What would happen if we had a nonzero kernel? If we had some vector  $v$  with  $L(v) = 0$  and  $v \neq 0$ , we could try to show that this would contradict the given that  $L$  is one-one. If we found  $x$  and  $y$  with  $L(x) = L(y)$ , then we know  $x = y$ . But if  $L(v) = 0$  then  $L(x) + L(v) = L(y)$ . Does this cause a problem?

### G.16 Least Squares and Singular Values

#### Least Squares: Hint for Review Problem 2

Lets work through this problem. Let  $L: V \rightarrow W$  be a linear transformation. Show that  $\ker L = \{0_V\}$  if and only if  $L$  is one-to-one:

1. First, suppose that  $\ker L = \{0_V\}$ . Show that  $L$  is one-to-one. Remember what one-one means, it means whenever  $L(x) = L(y)$  we can be certain that  $x = y$ . While this might seem like a weird thing to require this statement really means that each vector in the range gets mapped to a unique vector in the range. We know we have the one-one property, but we also don't want to forget some of the more basic properties of linear transformations namely that they are linear, which means  $L(ax + by) = aL(x) + bL(y)$  for scalars  $a$  and  $b$ . What if we rephrase the one-one property to say whenever  $L(x) - L(y) = 0$  implies that  $x - y = 0$ ? Can we connect that to the statement that  $\ker L = \{0_V\}$ ? Remember that if  $L(v) = 0$  then  $v \in \ker L = \{0_V\}$ .
2. Now, suppose that  $L$  is one-to-one. Show that  $\ker L = \{0_V\}$ . That is, show that  $0_V$  is in  $\ker L$ , and then show that there are no other vectors in  $\ker L$ . What would happen if we had a nonzero kernel? If we had some vector  $v$  with  $L(v) = 0$  and  $v \neq 0$ , we could try to show that this would contradict the given that  $L$  is one-one. If we found  $x$  and  $y$  with  $L(x) = L(y)$ , then we know  $x = y$ . But if  $L(v) = 0$  then  $L(x) + L(v) = L(y)$ . Does this cause a problem?

#### Contributor

- David Cherney, Tom Denton, and Andrew Waldron (UC Davis)

This page titled [18.14: Movie Scripts 15-16](#) is shared under a [not declared](#) license and was authored, remixed, and/or curated by [David Cherney, Tom Denton, & Andrew Waldron](#).

## Index

### 1: A

augmented matrix

- 2.1: Gaussian Elimination
- 3.3: Dantzig's Algorithm

### 2: B

Basis Notation

- 7.1: Linear Transformations and Matrices

bit matrix

- 7.5: Inverse Matrix

Block LDU Decomposition

- 7.7: LU Redux

### 3: C

Change of Basis

- 13.2: Change of Basis
- 14.3: Relating Orthonormal Bases

characteristic equation

- 12.2: The Eigenvalue-Eigenvector Equation

characteristic polynomial

- 12.2: The Eigenvalue-Eigenvector Equation

column vector

- 7.3: Properties of Matrices

### 4: D

Dantzig's Algorithm

- 3.3: Dantzig's Algorithm

diagonalizable transformation

- 13.1: Diagonalization

diagonalization

- 13.1: Diagonalization

direct sum

- 14.6: Orthogonal Complements

### 5: E

eigenspaces

- 12.3: Eigenspaces

eigenvalue equation

- 12.2: The Eigenvalue-Eigenvector Equation

### 6: F

fields

- 18.2: Fields

### 7: G

Gaussian elimination

- 2.1: Gaussian Elimination

### 8: I

image

- 9.2: Building Subspaces

inverse of a matrix

- 7.5: Inverse Matrix

### 9: K

kernal

- 9.2: Building Subspaces
- 16: Kernel, Range, Nullity, Rank

Kronecker delta

- 14.1: Properties of the Standard Basis

### 10: L

least squares regression line

- 17: Least Squares and Singular Values

linear function

- 1.2: What Are Linear Functions?

lower triangular matrix

- 7.7: LU Redux

LU Decomposition

- 7.7: LU Redux

### 11: M

matrix

- 1.3: What is a Matrix?

matrix diagonal

- 7.3: Properties of Matrices

multiplicity

- 12.2: The Eigenvalue-Eigenvector Equation

### 12: O

orthogonal

- 14.1: Properties of the Standard Basis
- 14.3: Relating Orthonormal Bases

orthogonal complement

- 14.6: Orthogonal Complements

orthogonal decomposition

- 14.4: Gram-Schmidt and Orthogonal Complements

outer product

- 14.1: Properties of the Standard Basis

### 13: P

Pauli Matricies

- 7.1: Linear Transformations and Matrices

pivot

- 2.1: Gaussian Elimination

### 14: Q

QR Decomposition

- 14.5: QR Decomposition

### 15: R

reduced row echelon form

- 2.1: Gaussian Elimination

row operations

- 2.1: Gaussian Elimination
- 2.3: Elementary Row Operations

row vector

- 7.3: Properties of Matrices

### 16: S

simplex

- 3: The Simplex Method

simplex algorithm

- 3.3: Dantzig's Algorithm

singular matrix

- 7.5: Inverse Matrix

singular value decomposition

- 17.1: Singular Value Decomposition

singular values

- 17: Least Squares and Singular Values

span

- 9.2: Building Subspaces

standard basis

- 14.1: Properties of the Standard Basis

subspace

- 9.1: Subspaces

symmetric matrix

- 15: Diagonalizing Symmetric Matrices

system of linear equations

- 2: Systems of Linear Equations

### 17: T

trace

- 7.3: Properties of Matrices

transpose

- 7.3: Properties of Matrices

### 18: U

upper triangular matrix

- 7.7: LU Redux

### 19: V

vector addition

- 1.1: What Are Vectors?

vector spaces

- 5: Vector Spaces
- 5.1: Examples of Vector Spaces

## Index

### 1: A

augmented matrix  
2.1: Gaussian Elimination  
3.3: Dantzig's Algorithm

### 2: B

Basis Notation  
7.1: Linear Transformations and Matrices  
bit matrix  
7.5: Inverse Matrix  
Block LDU Decomposition  
7.7: LU Redux

### 3: C

Change of Basis  
13.2: Change of Basis  
14.3: Relating Orthonormal Bases  
characteristic equation  
12.2: The Eigenvalue-Eigenvector Equation  
characteristic polynomial  
12.2: The Eigenvalue-Eigenvector Equation  
column vector  
7.3: Properties of Matrices

### 4: D

Dantzig's Algorithm  
3.3: Dantzig's Algorithm  
diagonalizable transformation  
13.1: Diagonalization  
diagonalization  
13.1: Diagonalization  
direct sum  
14.6: Orthogonal Complements

### 5: E

eigenspaces  
12.3: Eigenspaces  
eigenvalue equation  
12.2: The Eigenvalue-Eigenvector Equation

### 6: F

fields  
18.2: Fields

### 7: G

Gaussian elimination  
2.1: Gaussian Elimination

### 8: I

image  
9.2: Building Subspaces  
inverse of a matrix  
7.5: Inverse Matrix

### 9: K

kernal  
9.2: Building Subspaces  
16: Kernel, Range, Nullity, Rank  
Kronecker delta  
14.1: Properties of the Standard Basis

### 10: L

least squares regression line  
17: Least Squares and Singular Values  
linear function  
1.2: What Are Linear Functions?  
lower triangular matrix  
7.7: LU Redux  
LU Decomposition  
7.7: LU Redux

### 11: M

matrix  
1.3: What is a Matrix?  
matrix diagonal  
7.3: Properties of Matrices  
multiplicity  
12.2: The Eigenvalue-Eigenvector Equation

### 12: O

orthogonal  
14.1: Properties of the Standard Basis  
14.3: Relating Orthonormal Bases  
orthogonal complement  
14.6: Orthogonal Complements  
orthogonal decomposition  
14.4: Gram-Schmidt and Orthogonal Complements  
outer product  
14.1: Properties of the Standard Basis

### 13: P

Pauli Matricies  
7.1: Linear Transformations and Matrices  
pivot  
2.1: Gaussian Elimination

### 14: Q

QR Decomposition  
14.5: QR Decomposition

### 15: R

reduced row echelon form  
2.1: Gaussian Elimination  
row operations  
2.1: Gaussian Elimination  
2.3: Elementary Row Operations  
row vector  
7.3: Properties of Matrices

### 16: S

simplex  
3: The Simplex Method  
simplex algorithm  
3.3: Dantzig's Algorithm  
singular matrix  
7.5: Inverse Matrix  
singular value decomposition  
17.1: Singular Value Decomposition  
singular values  
17: Least Squares and Singular Values  
span  
9.2: Building Subspaces  
standard basis  
14.1: Properties of the Standard Basis  
subspace  
9.1: Subspaces  
symmetric matrix  
15: Diagonalizing Symmetric Matrices  
system of linear equations  
2: Systems of Linear Equations

### 17: T

trace  
7.3: Properties of Matrices  
transpose  
7.3: Properties of Matrices

### 18: U

upper triangular matrix  
7.7: LU Redux

### 19: V

vector addition  
1.1: What Are Vectors?  
vector spaces  
5: Vector Spaces  
5.1: Examples of Vector Spaces



## Detailed Licensing

---

### 1: Overview

**Title:** Linear Algebra (Waldron, Cherney, and Denton)

**Webpages:** 114

**All licenses found:**

- [Undeclared](#): 100% (114 pages)

### 2: By Page

- [Linear Algebra \(Waldron, Cherney, and Denton\) - Undeclared](#)
  - [Front Matter - Undeclared](#)
    - [TitlePage - Undeclared](#)
    - [InfoPage - Undeclared](#)
    - [Table of Contents - Undeclared](#)
    - [Licensing - Undeclared](#)
  - [1: What is Linear Algebra? - Undeclared](#)
    - [1.1: What Are Vectors? - Undeclared](#)
    - [1.2: What Are Linear Functions? - Undeclared](#)
    - [1.3: What is a Matrix? - Undeclared](#)
    - [1.4: Review Problems - Undeclared](#)
  - [2: Systems of Linear Equations - Undeclared](#)
    - [2.1: Gaussian Elimination - Undeclared](#)
    - [2.2: Review Problems - Undeclared](#)
    - [2.3: Elementary Row Operations - Undeclared](#)
    - [2.4: Review Problems - Undeclared](#)
    - [2.5: Solution Sets for Systems of Linear Equations - Undeclared](#)
    - [2.6: Review Problems - Undeclared](#)
  - [3: The Simplex Method - Undeclared](#)
    - [3.1: Pablo's Problem - Undeclared](#)
    - [3.2: Graphical Solutions - Undeclared](#)
    - [3.3: Dantzig's Algorithm - Undeclared](#)
    - [3.4: Pablo Meets Dantzig - Undeclared](#)
    - [3.5: Review Problems - Undeclared](#)
  - [4: Vectors in Space, n-Vectors - Undeclared](#)
    - [4.1: Addition and Scalar Multiplication in  \$\mathbb{R}^n\$  - Undeclared](#)
    - [4.2: Hyperplanes - Undeclared](#)
    - [4.3: Directions and Magnitudes - Undeclared](#)
    - [4.4: Vectors, Lists and Functions -  \$\mathbb{R}^S\$  - Undeclared](#)
    - [4.5: Review Problems - Undeclared](#)
  - [5: Vector Spaces - Undeclared](#)
    - [5.1: Examples of Vector Spaces - Undeclared](#)
    - [5.2: Other Fields - Undeclared](#)
    - [5.3: Review Problems - Undeclared](#)
  - [6: Linear Transformations - Undeclared](#)
    - [6.1: The Consequence of Linearity - Undeclared](#)
    - [6.2: Linear Functions on Hyperplanes - Undeclared](#)
    - [6.3: Linear Differential Operators - Undeclared](#)
    - [6.4: Bases \(Take 1\) - Undeclared](#)
    - [6.5: Review Problems - Undeclared](#)
  - [7: Matrices - Undeclared](#)
    - [7.1: Linear Transformations and Matrices - Undeclared](#)
    - [7.2: Review Problems - Undeclared](#)
    - [7.3: Properties of Matrices - Undeclared](#)
    - [7.4: Review Problems - Undeclared](#)
    - [7.5: Inverse Matrix - Undeclared](#)
    - [7.6: Review Problems - Undeclared](#)
    - [7.7: LU Redux - Undeclared](#)
    - [7.8: Review Problems - Undeclared](#)
  - [8: Determinants - Undeclared](#)
    - [8.1: The Determinant Formula - Undeclared](#)
    - [8.2: Elementary Matrices and Determinants - Undeclared](#)
    - [8.3: Review Problems - Undeclared](#)
    - [8.4: Properties of the Determinant - Undeclared](#)
    - [8.5: Review Problems - Undeclared](#)
  - [9: Subspaces and Spanning Sets - Undeclared](#)
    - [9.1: Subspaces - Undeclared](#)
    - [9.2: Building Subspaces - Undeclared](#)
    - [9.3: Review Problems - Undeclared](#)
  - [10: Linear Independence - Undeclared](#)
    - [10.1: Showing Linear Dependence - Undeclared](#)
    - [10.2: Showing Linear Independence - Undeclared](#)
    - [10.3: From Dependent Independent - Undeclared](#)
    - [10.4: Review Problems - Undeclared](#)
  - [11: Basis and Dimension - Undeclared](#)
    - [11.1: Bases in  \$\mathbb{R}^n\$  - Undeclared](#)

- 11.2: Matrix of a Linear Transformation (Redux) - *Undeclared*
- 11.3: Review Problems - *Undeclared*
- 12: Eigenvalues and Eigenvectors - *Undeclared*
  - 12.1: Invariant Directions - *Undeclared*
  - 12.2: The Eigenvalue-Eigenvector Equation - *Undeclared*
  - 12.3: Eigenspaces - *Undeclared*
  - 12.4: Review Problems - *Undeclared*
- 13: Diagonalization - *Undeclared*
  - 13.1: Diagonalization - *Undeclared*
  - 13.2: Change of Basis - *Undeclared*
  - 13.3: Changing to a Basis of Eigenvectors - *Undeclared*
  - 13.4: Review Problems - *Undeclared*
- 14: Orthonormal Bases and Complements - *Undeclared*
  - 14.1: Properties of the Standard Basis - *Undeclared*
  - 14.2: Orthogonal and Orthonormal Bases - *Undeclared*
  - 14.3: Relating Orthonormal Bases - *Undeclared*
  - 14.4: Gram-Schmidt and Orthogonal Complements - *Undeclared*
  - 14.5: QR Decomposition - *Undeclared*
  - 14.6: Orthogonal Complements - *Undeclared*
  - 14.7: Review Problems - *Undeclared*
- 15: Diagonalizing Symmetric Matrices - *Undeclared*
  - 15.1: Review Problems - *Undeclared*
- 16: Kernel, Range, Nullity, Rank - *Undeclared*
  - 16.1: Summary - *Undeclared*
  - 16.2: Review Problems - *Undeclared*
- 17: Least Squares and Singular Values - *Undeclared*
  - 17.1: Singular Value Decomposition - *Undeclared*
  - 17.2: Review Problems - *Undeclared*
- 18: Symbols, Fields, Sample Exams, Online Resources, Movie Scripts - *Undeclared*
  - 18.1: List of Symbols - *Undeclared*
  - 18.2: Fields - *Undeclared*
  - 18.3: Online Resources - *Undeclared*
  - 18.4: Sample First Midterm - *Undeclared*
  - 18.5: Sample Second Midterm - *Undeclared*
  - 18.6: Sample Final Exam - *Undeclared*
  - 18.7: Movie Scripts 1-2 - *Undeclared*
  - 18.8: Movie Scripts 3-4 - *Undeclared*
  - 18.9: Movie Scripts 5-6 - *Undeclared*
  - 18.10: Movie Scripts 7-8 - *Undeclared*
  - 18.11: Movie Scripts 9-10 - *Undeclared*
  - 18.12: Movie Scripts 11-12 - *Undeclared*
  - 18.13: Movie Scripts 13-14 - *Undeclared*
  - 18.14: Movie Scripts 15-16 - *Undeclared*
- Back Matter - *Undeclared*
  - Index - *Undeclared*
  - Index - *Undeclared*
  - Glossary - *Undeclared*
  - Detailed Licensing - *Undeclared*